




Javno preduzeće
“PUTEVI REPUBLIKE SRPSKE”
Public Company
“REPUBLIC OF SRPSKA ROADS”

BROJANJE VOZILA NA MREŽI PUTEVA U REPUBLICI SRPSKOJ

2017

VEHICLE COUNTING ON THE ROAD NETWORK OF THE REPUBLIC OF SRPSKA

Banja Luka
Avgust 2020.



**Javno preduzeće
"PUTEVI REPUBLIKE SRPSKE"**

**BROJANJE VOZILA NA MREŽI PUTEVA U
REPUBLICI SRPSKOJ**

2017. godina

**BANJA LUKA
avgust 2020. godine**


Investitor: Javno preduzeće "PUTEVI REPUBLIKE SRPSKE" d.o.o.
BANJA LUKA
Trg Republike Srpske 8/X
78 000 Banja Luka
Republika Srpska
Bosna i Hercegovina
www.putevirs.com

Za Investitora
V.D. Direktor: NENAD NEŠIĆ, dipl.pravnik

Konsultant: INK CONSTRUCTOR d.o.o. BANJA LUKA
Cerska 45
78 000 Banja Luka
Republika Srpska
Bosna i Hercegovina

Za konsultanta
Direktor: Dr NEBOJŠA PROSTRAN, dipl. inž. građ.

Autori: Prof. dr MARKO ŠEVROVIĆ, dipl. inž. saob.
MOMIR VUJANOVIĆ, dipl. inž. elektroteh.
Mr ALEKSANDRA JASNIĆ, dipl. inž. saob.
Dr NEBOJŠA PROSTRAN, dipl. inž. građ.
SLAVIŠA PROSTRAN, dipl. inž. građ.



**Public Company
"REPUBLIC OF SRPSKA ROADS"**

**VEHICLE COUNTING ON THE ROAD
NETWORK OF THE REPUBLIC OF SRPSKA**

YEAR 2017

**BANJA LUKA
August, 2020**

Investor: Public company "REPUBLIC OF SRPSKA ROADS" d.o.o.
BANJA LUKA
Republic of Srpska Sqaure 8/X
78 000 Banja Luka
Republic of Srpska
Bosnia and Herzegovina
www.putevirs.com

For Investor
Acting Director: NENAD NEŠIĆ, B.Sc. of Laws

Consultant: INK CONSTRUCTOR d.o.o. BANJA LUKA
Str. Cerska 45
78 000 Banja Luka
Republic of Srpska
Bosnia and Herzegovina

For Consultant
Director: D.Sc. NEBOJŠA PROSTRAN, Civil Engineer

Autori: Ph.D. MARKO ŠEVROVIĆ, Transport Engineer
MOMIR VUJANOVIĆ, B.Sc. in Electrical Engineering
M.Sc. ALEKSANDRA JASNIĆ, Transport Engineer
D.sc. NEBOJŠA PROSTRAN, Civil Engineer
SLAVIŠA PROSTRAN, B.Sc. Civil Engineering

SADRŽAJ

UVOD	1
PRIMJENJENA METODOLOGIJA	6
OBRADA PODATAKA I PREZENTACIJA REZULTATA	6
PGDS NA MREŽI PUTEVA	11
PODACI O AUTOMATSKOM BROJANJU VOZILA	19
PODACI SA AUTOMATSKIH BROJAČA VOZILA	25
PREGLEDNE KARTE	419

CONTENTS

INTRODUCTION	1
APPLIED METHODOLOGY	6
DATA PROCESSING AND PRESENTATION OF RESULTS	6
AADT ON THE ROAD NETWORK	11
DATA ON AUTOMATIC TRAFFIC COUNTING	19
DATA FROM AUTOMATIC TRAFFIC COUNTERS	25
MAPS	419

UVOD

Podaci o saobraćajnim tokovima na putnoj mreži, odnosno dionicama puteva, u koje prije svega spadaju prosječni godišnji dnevni saobraćaj (PGDS) i časovna neravnomjernost protoka, predstavljaju osnovne informacije za argumentovanje najznačajnijih odluka o budućem razvoju i eksploataciji putne mreže. Jedan od ciljeva registrovanja ovih podataka je i poboljšanje uzajamne povezanosti regiona Republike Srpske, kao i njihove cjelokupne povezanosti sa evropskom mrežom puteva.

Uočavajući veliki značaj koji imaju saobraćajni tokovi, nekadašnja Samoupravna interesna zajednica za magistralne puteve Bosne i Hercegovine (SIZ za puteve), je osamdesetih godina XX vijeka uspostavila sistem brojanja vozila na magistralnim i regionalnim putevima. Istovremeno je objavljivan i godišnji bilten o intenzitetu saobraćaja obuhvatajući sve dionice magistralne i regionalne putne mreže Bosne i Hercegovine. U to vrijeme, na putnoj mreži je postojalo 18 automatskih brojača, dok su ostale dionice bile pokrivene jednodnevnim ili višednevnim ručnim brojanjem vozila.

Početak rata, 1992. godine, registrovanje broja vozila na putnoj mreži kako Republike Srpske, tako i Bosne i Hercegovine je prekinuto, i sve do 2001. godine nije obavljano.

Donacijom od strane Vlade kraljevine Holandije, Javno preduzeće "Putevi Republike Srpske" je, 2000. godine, nabavila 52 stalna i 8 pokretnih automatskih brojača firme Dinaf iz Holandije. Karakteristike automatskih brojača su da snimaju broj vozila po smjerovima prema zadatom vremenskom intervalu (odabran satni interval), i imaju mogućnost, u zavisnosti od načina programiranja, da registruju:

- brzinu vozila,
- dužinu vozila i
- dužinu i brzinu vozila.

U toku ljeta 2001. godine, prema "Studiji lokaliteta brojanja saobraćaja u Republici Srpskoj", koju je izradio Arhitektonsko-građevinski fakultet iz Banja Luke, 1999. godine, stalni automatski brojači su postavljeni na odabrane dionice magistralnih puteva. Do kraja 2001. godine izvršeno je uhodavanje rada, kako brojača, tako i stručnog osoblja.

U tom periodu dobijeni su i dragocjeni podaci o broju vozila po dionicama, koji su korišćeni pri

INTRODUCTION

Data on traffic flows on the road network, i.e. road sections, which contain data on Annual Average Daily Traffic (AADT) and hourly variation of traffic flow, represent base information for justification of most significant decision in the future development and exploitation of traffic network. One of the aims of registering this data is improvement of interconnection of the Republic of Srpska regions and their overall connection with European road network.

Realizing the great importance of traffic flows, previous Self-governing Interest Group for Main Roads of Bosnia and Herzegovina (SIZ for Roads) has established a system for vehicle counting on the main and regional roads in the eighties of twentieth century. At the same time, annual bulletin was published containing the information of the traffic intensity for all road sections of main and regional roads of Bosnia and Herzegovina. At that time, 18 automatic traffic counters were installed on the road network, while on the remaining road sections traffic counting was conducted manually on daily basis or for the longer time period.

At the break out of the war, in 1992, registering of the number of vehicles on the road network in the Republic of Srpska, as well as in Bosnia and Herzegovina was disrupted until the year 2001, when it was re-established.

Through the donation of Dutch Government, Public Company "Republic of Srpska Roads" has, in the year 2000, received 52 fixed and 8 mobile automatic traffic counters Dinaf from Holland. Characteristics of the automatic counters are that they record number of vehicles by traffic directions in the predefined time interval (selected hourly interval) and they have possibility, depending on the type of programming, to register:

- vehicle speed,
- vehicle length and
- vehicle length and speed.

During the summer of 2001, according to the "Study of Locations for Traffic Counting in the Republic of Srpska", which was done by the Faculty of Architecture and Civil Engineering in Banja Luka, in 1999, fixed traffic counters were installed on the selected road sections on the

izradi "Studije opravdanosti rehabilitacije puteva u Republici Srpskoj" u toku pripreme projekta Svjetske banke, "Upravljanje putevima i bezbjednost saobraćaja", kao i podaci za projektovanje radova izgradnje, rekonstrukcije ili rehabilitacije na više dionica magistralnih i regionalnih puteva Republike Srpske.

Opredijeljenje Javnog preduzeća "Putevi Republike Srpske" je da, iz godine u godinu, povećava pokrivenost dionica magistralne i regionalne putne mreže sa automatskim brojačima vozila, i da iste, na sve moguće načine, modernizuje. U tom smislu je, krajem 2005. godine, pokrenut proces nabavke još 10 automatskih brojača vozila, od kojih je 9 ugrađeno na putnu mrežu tokom 2006. godine. Pored toga, tokom 2005. godine izvršena je nabavka i ugradnja solarnih tabli za punjenje baterija automatskih brojača vozila.

Na osnovu gore navedenih činjenica može se zaključiti da su ispunjeni formalni uslovi za stalno praćenje saobraćajnog opterećenja na mreži magistralnih i regionalnih puteva Republike Srpske. Ova publikacija, šesnaesta po redu, najjača je potvrda iznesene činjenice.

Ova publikacija je rezultat dugotrajnog procesa snimanja i obrade podataka i pruža osnovne podatke o brojanju vozila za 2017. godinu na mreži magistralnih i regionalnih puteva Republike Srpske, koja je u nadležnosti Javnog preduzeća "Putevi Republike Srpske".

Bitno je istaći da ova publikacija, posmatrano sa aspekta cjelokupne uloge i značaja podataka o saobraćajnim tokovima, izvršava samo svoju osnovnu ulogu, i to na pasivan način, kao valjana statistika. Iz ovoga dalje slijedi aktivna uloga statističkih podataka o brojanju vozila kod upravljanja, razvoja i eksploatacije putne mreže. Usljed toga, treba očekivati da će podaci o saobraćajnim tokovima u narednom periodu, sa daljim unapređenjem sistema brojanja saobraćaja, dobiti i svoju upotrebnu vrijednost kod upravljačkih odluka.

Analizirajući i upoređujući podatke iz Publikacije 2016. godine sa podacima dobijenim u 2017. godini mogu se izvesti sljedeći uopšteni zaključci o saobraćajnom opterećenju:

- na dionicama gdje je saobraćaj utvrđivan automatskim brojačima intenzitet saobraćaja je u porastu od 1,11 % u odnosu na saobraćajno opterećenje identifikovano u toku 2016. godine;

main roads. By the end of 2001, testing of counters and training of staff were completed.

During the same period, precious data on the number of vehicles by sections were obtained, and these data were used for development of the "Feasibility Study for Rehabilitation of Roads in the Republic of Srpska" during the preparation of the World Bank project, "Road Management and Safety", as well as data for design of construction, reconstruction and rehabilitation works on a number of sections of main and regional roads in the Republic of Srpska.

The determination of the Public Company "Republic of Srpska Roads" is to increase the percentage of the road network that is covered with automatic traffic counters from year to year, and to modernize them in all possible ways. In that sense, at the end of 2005 the process of procurement of 10 new automatic traffic counters started, from which 9 were installed on the roads during 2006. Moreover, the procurement and installation of the solar plates for automatic traffic counters battery charging was conducted.

On the basis of above mentioned facts it is clear that all formal prerequisites for constant monitoring of traffic intensity on the main and regional road network of the Republic of Srpska can be made are fulfilled. This sixteenth consecutive publication is the strongest confirmation of the previously outlined fact.

This publication is a result of long-lasting process of recording and processing of data and provides basic data on traffic counting for year 2017 on the network of main and regional roads in the Republic of Srpska, under management of the Public Company "Republic of Srpska Roads".

It is important to point out that this publication, viewed from the aspect of overall role and significance of data on traffic flows, plays only its basic role, in passive way, as a reliable statistic. Out of this comes active role of statistic data on traffic counting for management, development and utilization of the road network. As a consequence, expectations are that data on traffic flows will in the coming period, with further improvement of the traffic counting system, get its utilization value in the decision-making process.

The following conclusions can be made by analyzing and comparing the figures from 2016

BROJANJE VOZILA NA MREŽI PUTEVA U REPUBLICI SRPSKOJ – 2017. GODINA
VEHICLE COUNTING ON THE ROAD NETWORK OF THE REPUBLIC OF SRPSKA – YEAR 2017

- porast intenziteta saobraćaja na cijeloj mreži iznosi oko 1,59 % u odnosu na 2016. godinu.

Publication with 2017 data:

- the increase of 1,11 % in traffic volume was recorded on road sections where traffic was counted by the automatic traffic counters in comparison with year 2016;
- traffic volume intensity has increased for approximately 1,59 % on the whole main and regional road network of the Republic of Srpska in comparison with year 2016.

BROJANJE VOZILA NA MREŽI PUTEVA U REPUBLICI SRPSKOJ – 2017. GODINA
VEHICLE COUNTING ON THE ROAD NETWORK OF THE REPUBLIC OF SRPSKA – YEAR 2017

Tabela 1. Dionice i lokaliteti stalnih automatskih brojača
 Table 1. Road sections and locations of fixed automatic counters

Broj automatskog brojača Automatic counter number	Put Road		Dionica Section	Lokalitet Location	Stacionaža [km] Mileage [km]
000001	M4	MI-108	Lamovita-Ivanjska	Bistrica	3+217,00
000002	M15	MII-501	Tukovi-granica / border RS (Koprivna)	Ništavci	9+914,00
000003	M4	MI-108	Blagaj-Dragotinja	Svodna	5+417,00
000004	M14	MI-100	granica / border RS (Otoka)-Novi Grad 1	Rudice	11+851,00
000005	M15	MII-501	Kozarska Dubica 1-Prijedor	Donji Jelovac	20+296,00
000006	M14	MI-100	Kostajnica-Kozarska Dubica 1	Komlenac	14+835,00
000007	M14.1	MI-102	Draksenić-Vrbaška 1	Gašnica	16+627,00
000008	M16	MI-101	Gradiška 1-Nova Topola	Brestovčina	2+953,00
000009	M14.1	MI-102	Nova Topola-Srbac	Kočičevo	2+304,00
000010	M16	MI-101	Nova Topola-Klašnice 1	Mahovljani	14+757,00
000011	M16.1	MI-106	Klašnice 1-Prnjavor	Hrvačani	16+107,00
000012	M14.1	MI-103	Polje-Brod	Lužani	1+923,00
000013	M17.2	MI-103	Vrhovi-Šešljije	Ritešić	9+137,00
000014	M17	MI-105	Johovac-Rudanka	Kladari	3+163,00
000015	M17	MI-105	Doboj-granica / border RS (Karuše)	Karuše	2+530,00
000016	M4	MI-108	Klupe-Teslić (Barići)	Teslić	16+000,00
000017	M4	MI-108	Čelinac-Kotor Varoš	Podbrđe	11+596,00
000018	M16	MI-101	Karanovac-Crna Rijeka	Karanovac	1+197,00
000019	M16	MI-101	Crna Rijeka-granica / border RS (Ugar)	Baljvine	2+951,00
000020	M5	MI-112	Mrkonjić Grad-Jezero	Jezero	10+796,00
000021	M15	MII-503	Rogolji-Barači	Podrašnica	2+138,00
000022	M5	MI-112	granica / border RS (Velečevo)-Čađavica	Velečevo	1+239,00
000023	M17	MI-105	Crkvina-Modriča 1	Garevac	11+104,00
000024	M1.8	MI-107	granica / border RS (Lepnica)-Lončari	Lepnica	0+691,00
000025	M1.8	MI-107	Pelagićevo-granica / border RS (Blaževac)	Blaževac	5+516,00
000026	M14.1	MI-104	Lončari-granica / border RS (Brčko 1)	Marković Polje	1+169,00
000027	M14.1	MI-104	Vršani-Bijeljina 1	Čađavica	7+795,00
000028	M18	MI-115	Rača-Gojsovac	Trnjaci	8+520,00
000029	M18	MI-113	Bijeljina 2-Ugljevička Obrijež	Ugljevička Obrijež	16+000,00
000030	M14.1	MI-115	Bijeljina 2-Glavičice	Kojčinovac	8+020,00
000031	M19	MI-115	Šepak-Karakaj 3	Tršić	16+160,00
000032	M4	MI-110	Donje Caparde-Karakaj 1	Gušteri	8+600,00
000033	M19	MI-115	Konjević Polje-Milići	Dušanovo	5+478,00
000034	M19	MI-115	Han Pijesak 2-Sokolac	Žljebovi	15+302,00
000035	M5	MI-114	granica / border RS (Lapišnica)-Ljubogošta	Bulozi	4+275,00
000036	M18	MI-111	Krupac-granica / border RS (Bogatići)	Kijevo	4+562,00
000037	M19.3	MI-114	Podromanija-Rogatica	Stjenice	13+684,00
000038	M5	MI-114	Ustiprača-Međeđa	Svibo	6+062,00
000039	M5	MI-114	Dobrun-granica / border RS (Vardište)	Vardište	5+227,00
000040	M20	MI-109	Foča 1-granica / border RS (Ustikolina)	Handići	3+884,00
000041	M18	MI-111	Dobro Polje-Miljevina	Dobro Polje	3+077,00
000042	M18	MI-111	Brod na Drini 3-granica / border RS (Šćepan Polje)	Kopilovi	1+036,00
000043	M20	MI-109	Vrba-Brod na Drini 2	Tjentište	22+964,00
000044	M6.1	MI-116	Klanci-Gacko 2	Rudo Polje	34+434,00
000045	M20	MI-109	Krivača-Avtovac 1	Korita	13+986,00
000046	M20	MI-109	Duži-Aleksina Međa	Aleksina Međa	6+772,00
000047	M6	MI-118	Trebinje 2-Župa	Lastva	11+004,00
000048	M6	MI-118	granica / border RS (Trnovica 2)-Trebinje 1	Kočela	33+700,00
000049	M16	MI-101	Klašnice 2-Šargovac	Trn	5+697,00
000050	M16L	MI-101	Klašnice 2-Šargovac	Trn	5+650,00
000051	M17	MI-105	Podnovlje-Šešljije	Podnovlje	0+916,00
000052	R462a	MI-104	Grebnice-Obudovac 1	Batkuša	8+812,00
000053	M18.2	MI-104	Gojsovac-granica / border RS (Pavlovića Most)	Dvorovi	3+430,00
000054	M19	MI-114	Podromanija-Sumbulovac	Crvene Stijene	11+560,00
000055	R429	RI-6104	Aleksina Međa-granica / border RS (Sitnica)	Tuli	6+766,00

PRIMJENJENA METODOLOGIJA

Od ukupno 321 dionice na putnoj mreži Republike Srpske, i to: 180 na magistralnim i 141 na regionalnim putevima, koje su definisane na bazi referentnog sistema baze podataka magistralnih i regionalnih puteva Republike Srpske, brojanje vozila stalnim automatskim brojačima, sa registracijom dužine i brzine, se vrši na 55 dionica, odnosno lokacija. Od 55 dionica, njih 53 se nalaze na magistralnim putevima, dok se svega 2 dionice nalaze na regionalnoj putnoj mreži. Dionice, lokaliteti i stacionaže su date u Tabeli 1., i prikazani na preglednoj karti lokaliteta automatskog brojanja vozila na mreži puteva u Republici Srpskoj.

Na ovim dionicama brojanje vozila po smjerovima se vrši neprekidno, svih 8784 časova tokom godine, s tim što se povremeno obavljaju periodični obilasci radi bezbjednosti i održavanja brojača, dok se prikupljanje podataka obavlja daljinskim putem.

Na ostalim dionicama magistralnih i regionalnih puteva vozila su registrovana jednodnevnim ručnim brojanjem dok je veličina prosječnog godišnjeg dnevnog saobraćaja dobijena metodom ekstrapolacije dobijenih podataka.

OBRADA PODATAKA I PREZENTACIJA REZULTATA

Početna obrada podataka, sakupljenih stalnim automatskim brojačima, obavlja se korišćenjem računarskog programa Rodin for Windows, razvijenog od strane proizvođača automatskih brojača. Tokom početne obrade podataka, provodi se i provjera vjerodostojnosti, ispravljanje i priprema za detaljnu obradu formiranjem tabličnih prikaza registrovanih podataka.

Detaljna obrada podataka je provedena od strane grupe izvođača-konsultanata, čime su dobijeni podaci o osnovnim i ostalim karakteristikama saobraćajnih tokova.

Obradeni podaci o intenzitetu saobraćaja na lokalitetima brojanja u 2016. godini nalaze se na CD-u, koji je dopuna ove publikacije.

Sadržaj CD-a je:

1. Opšti podaci
- putne dionice;

APPLIED METHODOLOGY

Out of totally 321 road sections on the road network of the Republic of Srpska, 180 on the main roads and 141 on the regional roads, which were designated based on the database reference system of main and regional roads in the Republic of Srpska, traffic counting by fixed automatic traffic counters, with registration of length and speed, is conducted on 55 road sections-locations. Of those 55 road sections, 53 counters are located on the main roads while only 2 counters are located on regional roads. Road sections, location and mileage, are shown in Table 1., and presented in the map of locations of automatic traffic counters on the road network of the Republic of Srpska.

Traffic counting by directions is conducted continually on these road sections during all 8784 hours through the year, and periodic visits to the counters are performed on for the security and maintenance reasons, while the data collection is performed through remote access.

On the other main and regional road sections traffic counting was conducted manually on daily basis while the annual average daily traffic was calculated using the extrapolation method of manually counted data.

DATA PROCESSING AND PRESENTATION OF RESULTS

Initial data processing, collected from the fixed automatic traffic counters, is done by using computer program Rodin for Windows, developed by the manufacturer of automatic counters. During initial data processing, testing of reliability, correction and preparation for detailed processing is conducted by putting registered data in table forms.

Detailed data processing is conducted by the group of contractors-consultants, and the data on basic and other characteristics of traffic flows are obtained.

Processed data on the traffic intensity on the counting locations in the year 2016 are presented on the CD, which is a supplement to this publication.

A content of CD is:

1. General data

- lokaliteti automatskih brojača;
 - dionice sa ručnim brojanjem vozila;
2. Pregledne karte
- pregledna karta magistralnih i regionalnih puteva Republike Srpske;
 - pregledna karta lokaliteta automatskog brojanja vozila;
 - pregledna karta saobraćajnog opterećenja;
3. Obrada podataka automatskog brojanja vozila (sadrži četiri grupe podataka)
- Broj vozila
 - satni broj vozila po danima;
 - satni broj vozila po danima i mjesecima;
 - broj vozila u jednosatnim intervalima;
 - broj vozila praznicima i vikend danima u mjesečnim intervalima;
 - broj vozila radnim danima u mjesečnim intervalima;
 - broj vozila u toku dana (05-21 h) u mjesečnim intervalima;
 - broj vozila u toku noći (21-05 h) u mjesečnim intervalima;
 - broj vozila u toku ljeta (1.06-30.09) u mjesečnim intervalima;
 - rekapitulacija broja vozila;
 - Brzina vozila
 - satni broj vozila po brzinama,
 - klasifikacija vozila po brzinama u jednosatnim intervalima,
 - klasifikacija vozila po brzini u mjesečnim intervalima,
 - klasifikacija vozila po brzinama praznicima i vikend danima u mjesečnim intervalima,
 - klasifikacija vozila po brzinama radnim danima u mjesečnim intervalima,
 - klasifikacija vozila po brzinama u toku dana (05-21 h) u mjesečnim intervalima,
 - klasifikacija vozila po brzinama u toku noći (21-05 h) u mjesečnim intervalima,
 - klasifikacija vozila po brzinama u toku ljeta (1.06-30.09) u mjesečnim intervalima i
 - rekapitulacija klasifikacije vozila po brzinama.
 - Dužina vozila
 - satni broj vozila po dužinama;
 - klasifikacija vozila po dužinama u jednosatnim intervalima;
 - klasifikacija vozila po dužini u mjesečnim intervalima;
 - klasifikacija vozila po dužini praznicima i vikend danima u mjesečnim intervalima;
 - klasifikacija vozila po dužini radnim

- road sections;
 - locations of the automatic traffic counters;
 - sections with manual traffic counting;
2. Maps
- map of main and regional roads of the Republic of Srpska;
 - map of automatic traffic counting locations;
 - map of traffic volumes;
3. Data processing of automatic data counting (contains four groups of data)
- Number of vehicles
 - hourly number of vehicles by days;
 - hourly number of vehicles by days and months;
 - number of vehicles in one hour intervals;
 - number of vehicles during holidays and weekends in monthly intervals;
 - number of vehicles on work days in monthly intervals;
 - number of vehicles during day time (05-21 h) in monthly intervals;
 - number of vehicles during night (21-05) in monthly intervals;
 - number of vehicles during summer (1.06-30.09) in monthly intervals;
 - recapitulation of number of vehicles;
 - Vehicle speed
 - hourly number of vehicles by speed;
 - vehicle classification by speed in one hour intervals;
 - vehicle classification by speed in monthly intervals;
 - vehicle classification by speed during holidays and weekends in monthly intervals;
 - vehicle classification by speed during work days in the monthly intervals;
 - vehicle classification by speed during day time (05-21 h) in monthly intervals;
 - vehicle classification by speed during night (21-05 h) in monthly intervals;
 - vehicle classification by speed during summer (1.06-30.9) in monthly intervals;
 - recapitulation of vehicle classification by speed;
 - Vehicle length
 - hourly number of vehicles by length;
 - vehicle classification by length by one hour intervals;
 - vehicle classification by length in monthly intervals;
 - vehicle classification by length during holidays and weekends in monthly

- danima u mjesečnim intervalima;
- klasifikacija vozila po dužini u toku dana (05-21 h) u mjesečnim intervalima;
- klasifikacija vozila po dužini u toku noći (21-05 h) u mjesečnim intervalima;
- klasifikacija vozila po dužini u toku ljeta (1.06-30.09) u mjesečnim intervalima;
- rekapitulacija klasifikacije vozila po dužini;
- Dužina i brzina vozila
 - satni broj vozila po dužinama i brzinama;
 - klasifikacija vozila po dužinama i brzinama u jednosatnim intervalima;
 - klasifikacija vozila po dužini i brzini u mjesečnim intervalima;
 - klasifikacija vozila po dužini i brzini praznicima i vikend danima u mjesečnim intervalima;
 - klasifikacija vozila po dužini i brzini radnim danima u mjesečnim intervalima;
 - klasifikacija vozila po dužini i brzini u toku dana (05-21 h) u mjesečnim intervalima;
 - klasifikacija vozila po dužini i brzini u toku noći (21-05 h) u mjesečnim intervalima;
 - klasifikacija vozila po dužini i brzini u toku ljeta (1.06-30.09) u mjesečnim intervalima;
 - rekapitulacija klasifikacije vozila po dužini i brzini;

Svi rezultati obrade podataka se ne objavljuju u godišnjoj publikaciji usljed obimnosti i pretpostavke da nisu od interesa za sve korisnike, ali se po zahtjevu mogu dostaviti u obliku tabela i dijagrama.

Prezentacija rezultata u ovoj publikaciji je organizovana po slijedećim cjelinama:

- PGDS na mreži puteva
 - PGDS na dionicama magistralne i regionalne putne mreže (tabela koja sadrži pregled PGDS-a u posljednjih pet godina, posmatrajući unazad od 2016. godine);
- Podaci o automatskom brojanju vozila
 - PGDS i struktura saobraćajnog toka (tabela);
 - mjesečni broj vozila (tabela);
 - struktura saobraćajnog toka po mjesecima (tabela);
 - saobraćajni pokazatelji (tabela);
 - *minimalno i maksimalno časovno saobraćajno opterećenje;

- intervals;
- vehicle classification by length during work days in the monthly intervals;
- vehicle classification by length during day time (05-21 h) in monthly intervals;
- vehicle classification by length during night (21-05 h) in monthly intervals;
- vehicle classification by length during summer (1.06-30.9) in monthly intervals;
- recapitulation of vehicle classification by length;
- Length and speed of vehicles
 - hourly number of vehicles by length and speed,
 - vehicle classification by length and speed in one hour intervals,
 - vehicle classification by length and speed in monthly intervals,
 - vehicle classification by length and speed during holidays and weekends in monthly intervals,
 - vehicle classification by length and speed during work days in monthly intervals,
 - vehicle classification by length and speed during day time (05-21 h) in monthly intervals,
 - vehicle classification by length and speed during night (21-05 h) in monthly intervals,
 - vehicle classification by length and speed during summer (1.06-30.9) in monthly intervals;
 - recapitulation of vehicle classification by length speeds.

All results of the data processing are not published in the annual publication due to the huge number of data and assumption that they are not of interest for all users, but this data can be provided upon the request in the form of tables and diagrams.

Presentation of the results in this publication is organised under the following sections:

- AADT on the road network
 - AADT on the sections of the main and regional roads network (table that comprises overview of AADT in last five years, starting backwards from year 2016);
- Data on the automatic traffic counting
 - AADT and composition of traffic flow (table);
 - monthly number of vehicles (table);

- * minimalno i maksimalno dnevno saobraćajno opterećenje;
- * prosječan dnevni saobraćaj (05-21 h);
- * prosječan noćni saobraćaj (21-05 h);
- * prosječan saobraćaj radnim danom;
- * prosječan saobraćaj vikendom i praznicima;
- * prosječan ljetnji saobraćaj (1.06-30.09);
- godišnja neravnomjernost saobraćajnog toka po klasama dužine vozila (dijagram);
- godišnja neravnomjernost saobraćajnog toka po klasama brzine vozila (dijagram);
- dnevna neravnomjernost saobraćajnog toka (dijagram);
- vremenska raspodjela saobraćajnog toka;
- * prosječna godišnja časovna raspodjela (dijagram);
- * prosječna godišnja dnevna raspodjela (dijagram);
- * mjesečna raspodjela (dijagram);
- satna distribucija saobraćajnog toka (tabela i dijagram);
- Pregledne karte
 - pregledna karta magistralnih i regionalnih puteva Republike Srpske;
 - pregledna karta lokaliteta automatskog brojanja vozila;
 - pregledna karta saobraćajnog opterećenja za 2016. godinu.
- traffic flow composition on monthly basis (table);
- traffic parameters (table);
 - * minimum and maximum traffic load per hour;
 - * minimum and maximum traffic load per day;
 - * average day time traffic (05-21 h);
 - * average night time traffic (21-05 h);
 - * average working day traffic;
 - * average weekend and holiday traffic;
 - * average summer traffic (1.06-30.09);
- annual traffic flow variation represented by the vehicle length classes (diagram);
- annual traffic flow variation represented by the vehicle speed classes (diagram);
- traffic flow daily variation (diagram);
- traffic flow time distribution;
 - * annual average distribution by hour (diagram);
 - * annual average daily distribution (diagram);
 - * monthly variation (diagram);
- traffic flow hourly distribution (table and diagram);
- Maps
 - map of main and regional roads of the Republic of Srpska,
 - map of automatic traffic counting locations,
 - map of traffic volumes for year 2016.

PGDS NA MREŽI PUTEVA
AADT ON THE ROAD NETWORK

PGDS NA MREŽI MAGISTRALNIH I REGIONALNIH PUTEVA
AADT ON THE MAIN AND REGIONAL ROAD NETWORK

BRONANJE VOZILA NA MREŽI PUTEVA U REPUBLICI SRPSKOJ – 2017. GODINA
VEHICLE COUNTING ON THE ROAD NETWORK OF THE REPUBLIC OF SRPSKA – YEAR 2017

PGDS NA MREŽI MAGISTRALNIH I REGIONALNIH PUTEVA										
AADT ON THE MAIN AND REGIONAL ROAD NETWORK										
Broj dionice Section number	Put Road		Dionica Section	Dužina dionice Section length	Način brojanja Counting type	PGDS [voz/dan] AADT [vehicles/day]				
						2013.	2014.	2015.	2016.	2017.
326	M1.8	MI-107	granica RS (Lepnica) - Lončari	3.559	AB	4295	4401	4481	4468	4550
327	M1.8	MI-107	Lončari - Pelagićevo	6.858	RB	5351	5403	5487	5507	5518
328	M1.8	MI-107	Pelagićevo - granica RS (Blaževac)	7.068	AB	3470	3504	3558	3586	3593
3	M4	MI-108	granica RS (Novi Grad) - Novi Grad 1	0.534	RB	4970	5127	5200	5279	5256
4	M4	MI-108	Novi Grad 1 - Novi Grad 2	0.753	RB	5231	5396	5473	5548	5523
5	M4	MI-108	Novi Grad 2 - Novi Grad 3	0.951	RB	5584	5755	5955	6041	6002
6	M4	MI-108	Novi Grad 3 - Blagaj	6.026	RB	4108	4234	4381	4429	4401
7	M4	MI-108	Blagaj - Dragotinja	13.305	AB	3461	3567	3689	3750	3726
8	M4	MI-108	Dragotinja - Prijedor	10.451	RB	6311	6504	6729	6807	6763
9	M4	MI-108	Prijedor - Kozarac	10.429	RB	9789	9942	10238	10313	10280
10	M4	MI-108	Kozarac - Lamovita	8.739	RB	7743	7864	8094	8146	8120
11	M4	MI-108	Lamovita - Ivanjska	13.752	AB	5708	5797	5966	6026	6007
12	M4	MI-108	Ivanjska - Šargovac	14.967	RB	9199	9342	9618	9699	9668
13	M4	MI-108	Šargovac - Derviši	0.918	RB	5953	6301	6568	6708	7156
14	M4	MI-108	Derviši - Banja Luka (pijaca)	3.061	RB	20540	21740	22661	23093	24634
15	M4	MI-108	Banja Luka (pijaca) - Banja Luka (Rebrovac)	2.728	RB	12401	13125	13683	14011	14946
44	M4L	MI-108	Banja Luka (pijaca) - Banja Luka (Rebrovac)	2.719	RB	13382	14164	14780	14999	16000
16	M4	MI-108	Banja Luka (Rebrovac) - Čelinac	12.008	RB	6092	6300	6475	6448	6569
17	M4	MI-108	Čelinac - Kotor Varoš	18.973	AB	2815	2911	2991	2983	3039
18	M4	MI-108	Kotor Varoš - Obodnik	11.590	RB	5952	6155	6328	6304	6422
19	M4	MI-108	Obodnik - Klupe	20.134	RB	3845	3976	4087	4067	4143
20	M4	MI-108	Klupe - Teslić (Barići)	16.734	AB	6209	6313	6597	6579	6498
21	M4	MI-108	Teslić (Barići) - granica RS (Vrela)	6.646	RB	8547	8838	9083	9046	9216
25	M4	MI-110	Doboj - Doboj (Poljice)	1.266	RB	10261	10554	10699	10923	11317
26	M4	MI-110	Doboj (Poljice) - granica RS (Stanić Rijeka)	2.945	RB	7464	7677	7783	7929	8215
40	M4	MI-110	granica RS (Caparde) - Donje Caparde	3.140	RB	3945	4091	4198	4244	4305
41	M4	MI-110	Donje Caparde - Karakaj 1	15.350	AB	3460	3449	3603	3681	3704
42	M4	MI-115	Karakaj 1 - Karakaj 2	0.350	RB	17743	18401	18884	19104	19379
43	M4	MI-110	Karakaj 2 - granica RS (Karakaj)	0.240	RB	2341	2428	2493	2522	2558
64	M5	MI-112	granica RS (Velečevo) - Čađavica	13.812	AB	2269	2268	2298	2337	2369
65	M5	MI-112	Čađavica - Rogolji	10.605	RB	2380	2474	2530	2552	2552
66	M5	MI-112	Rogolji - Mrkonjić Grad	6.003	RB	3081	3201	3275	3301	3301
67	M5	MI-112	Mrkonjić Grad - Jezero	11.627	AB	2531	2642	2689	2706	2749
68	M5	MI-112	Jezero - granica RS (Jezero 1)	1.145	RB	2009	2097	2136	2146	2180
90	M5	MI-114	granica RS (Lapišnica) - Ljubogošta	6.884	AB	7024	7259	7464	7555	7784
91	M5	MII-508	Ljubogošta - Pale	4.460	RB	4921	5086	5232	5293	5330
92	M5	MII-508	Pale - Podgrab	15.660	RB	1784	1844	1897	1918	1932
93	M5	MII-508	Podgrab - granica RS (Prača)	6.155	RB	1658	1713	1762	1784	1797
96	M5	MII-508	granica RS (Čemernica) - Sastavci	7.300	RB	184	190	195	196	192
97	M5	MI-114	Sastavci - Ustiprača	11.195	RB	2242	2312	2371	2393	2424
98	M5	MI-114	Ustiprača - Međeđa	12.890	AB	1852	1910	1958	1979	2005
99	M5	MI-114	Međeđa - Brodar	2.840	RB	1974	2036	2087	2104	2132
100	M5	MI-114	Brodar - Višegrad 1	10.950	RB	2587	2668	2735	2758	2794
101	M5	MI-114	Višegrad 1 - Višegrad 2	0.660	RB	3146	3245	3328	3360	3404
102	M5	MI-114	Višegrad 2 - Višegrad 3	0.320	RB	6038	6227	6383	6429	6513
103	M5	MI-114	Višegrad 3 - Višegrad 4	0.130	RB	3219	3342	3419	3463	3593
113	M5L	MI-114	Višegrad 3 - Višegrad 4	0.260	RB	2861	2970	3039	3077	3193
104	M5	MI-114	Višegrad 4 - Dobrun	12.610	RB	1400	1454	1487	1503	1559
105	M5	MI-114	Dobrun - granica RS (Vardište)	6.226	AB	888	922	943	958	994
132	M6	MI-118	granica RS (Podvršnik) - Ljubinje	15.818	RB	1399	1382	1413	1432	1537
133	M6	MI-118	Ljubinje - granica RS (Trnovica 1)	16.615	RB	1241	1226	1258	1274	1367
136	M6	MI-118	granica RS (Trnovica 2) - Trebinje 1	40.798	AB	1041	1122	1175	1194	1249
137	M6	MI-118	Trebinje 1 - Trebinje 2	2.122	RB	8526	8424	8609	8718	9357
138	M6	MI-118	Trebinje 2 - Župa	15.908	AB	968	985	998	1018	1056
139	M6	MI-118	Župa - granica RS (Dolovi)	8.999	RB	482	490	497	504	523
373	M6.1	MI-116	granica RS (Bakračuša) - Nevesinje 1	10.668	RB	2097	2150	2206	2217	2290
374	M6.1	MI-116	Nevesinje 1 - Nevesinje 2	0.434	RB	4341	4501	4613	4631	4783
381	M6.1L	MI-116	Nevesinje 1 - Nevesinje 3	0.572	RB	4555	4729	4838	4874	5057

BRONANJE VOZILA NA MREŽI PUTEVA U REPUBLICI SRPSKOJ – 2017. GODINA
VEHICLE COUNTING ON THE ROAD NETWORK OF THE REPUBLIC OF SRPSKA – YEAR 2017

Broj dionice Section number	Put Road		Dionica Section	Dužina dionice Section length	Način brojanja Counting type	PGDS [voz/dan] AADT [vehicles/day]				
						2013.	2014.	2015.	2016.	2017.
380	M6.1L	MI-116	Nevesinje 3 - Nevesinje 2	0.080	RB	4213	4368	4479	4497	4645
375	M6.1	MI-116	Nevesinje 2 - Nevesinje 4	0.280	RB	7999	8293	8495	8519	8799
376	M6.1	MI-116	Nevesinje 4 - Klanci	11.410	RB	1642	1702	1744	1752	1810
377	M6.1	MI-116	Klanci - Gacko 2	38.210	AB	1196	1240	1270	1277	1319
142	M8	MII-510	Foča 1 - Foča 2	0.195	RB	2803	2888	2946	2963	3065
143	M8	MII-510	Foča 2 - Dragočava	5.335	RB	852	878	897	901	932
144	M8	MII-510	Dragočava - granica RS (Vikoče)	14.061	RB	325	331	338	339	351
152	M14	MI-100	granica RS (Otoka) - Novi Grad 1	17.693	AB	2973	3067	3110	3163	3149
153	M14	MI-100	Novi Grad 2 - Kostajnica	25.681	RB	3904	4006	4160	4242	4327
154	M14	MI-100	Kostajnica - Kozarska Dubica 1	23.254	AB	1191	1222	1269	1302	1328
155	M14	MI-100	Kozarska Dubica 1 - Kozarska Dubica 2	2.718	RB	6628	6801	7064	7196	7340
156	M14	MI-100	Kozarska Dubica 2 - Draksenić	6.532	RB	2613	2554	2583	2614	2638
157	M14	MI-100	Draksenić - granica RS (Jasenovac)	7.193	RB	1286	1257	1271	1294	1306
382	M14.1	MI-102	Draksenić - Vrbaška 1	26.756	AB	1718	1679	1697	1737	1753
383	M14.1	MI-102	Vrbaška 1 - Vrbaška 2	0.518	RB	4319	4221	4267	4397	4438
384	M14.1	MI-102	Vrbaška 2 - Čatrnja	0.880	RB	7924	7393	7011	7394	7096
385	M14.1	MI-102	Čatrnja - Gradiška	5.734	RB	6147	5735	5439	5801	5567
386	M14.1	MI-102	Nova Topola - Srbac	20.979	AB	2660	2752	2831	2874	2867
387	M14.1	MI-102	Srbac - Kobaš	20.035	RB	4415	4568	4699	4724	4712
388	M14.1	MI-102	Kobaš - Derventa	21.895	RB	4021	4160	4281	4319	4308
389	M14.1	MI-106	Derventa - Derventa (Žirovina)	1.999	RB	4546	4736	4790	4764	4604
390	M14.1	MI-103	Derventa (Žirovina) - Polje	2.649	RB	8294	8504	8753	8808	8969
391	M14.1	MI-103	Polje - Brod	21.991	AB	4351	4461	4591	4663	4748
392	M14.1	MII-500	Brod - Brodsko Polje	1.372	RB	4552	4667	4804	4871	4960
421	M14.1L	MII-500	Brod - Brodsko Polje	1.387	RB	3674	3767	3879	3903	3974
393	M14.1	MII-500	Brodsko Polje - granica RS (Brusnica)	17.702	RB	3180	3260	3356	3381	3443
398	M14.1	MII-500	granica RS (Jezero 2) - Vukosavlje (Jakeš)	3.500	RB	2661	2777	2834	2849	2898
399	M14.1	MII-500	Modriča 1 - Modriča 2	1.682	RB	4408	4545	4616	4633	4620
400	M14.1	MII-500	Modriča 2 - granica RS (Ždrebani)	13.427	RB	2569	2649	2689	2697	2689
404	M14.1	MII-500	granica RS (Turčić) - Pelagićevo	9.812	RB	829	834	849	855	857
405	M14.1	MI-104	Lončari - granica RS (Brčko 1)	9.655	AB	6934	7167	7260	7210	7182
414	M14.1	MI-104	granica RS (Brčko 2) - Donja Bukovica	11.828	RB	5123	5295	5368	5303	5282
415	M14.1	MI-104	Donja Bukovica - Vršani	3.890	RB	8005	8275	8472	8513	8441
416	M14.1	MI-104	Vršani - Bijeljina 1	14.059	AB	5834	6031	6174	6249	6196
417	M14.1	MI-115	Bijeljina 1 - Bijeljina 2	3.063	RB	9312	9626	9854	9921	9837
418	M14.1	MI-115	Bijeljina 2 - Glavičice	23.057	AB	7439	7698	7825	7866	7928
419	M14.1	MI-115	Glavičice - Šepak	6.500	RB	4540	4698	4776	4779	4817
420	M14.1	RII-4503	Šepak - granica RS (Šepak)	0.053	RB	3127	3236	3289	3295	3321
158	M15	MII-501	Kozarska Dubica 1 - Prijedor	32.205	AB	2129	2176	2226	2260	2275
159	M15	MII-501	Prijedor - Tukovi	2.679	RB	7724	8142	8347	8422	8399
160	M15	MII-501	Tukovi - granica RS (Koprivna)	21.126	AB	3064	3230	3311	3361	3352
167	M15	MII-503	Rogolji - Barači	19.145	AB	1060	1102	1126	1137	1137
168	M15	MII-503	Barači - granica RS (Mliništa)	19.226	RB	522	543	559	561	561
179	M16	MI-101	granica RS (Gradiška) - Gradiška	0.320	RB	3874	3615	3428	3994	3833
180	M16	MI-101	Gradiška - Nova Topola	12.255	AB	12397	11567	10967	10408	9989
181	M16	MI-101	Nova Topola - Klačnice 1	19.776	AB	11338	10902	10448	9867	9483
182	M16	MI-101	Klačnice 1 - Klačnice 2	0.659	RB	29574	28437	27254	23841	22913
183	M16	MI-101	Klačnice 2 - Šargovac	8.347	AB	11671	12096	12525	12989	13864
206	M16L	MI-101	Klačnice 2 - Šargovac	9.663	AB	11207	12108	12698	13046	13908
184	M16	MI-101	Šargovac - Banja Luka (Rudarska)	6.331	RB	15488	16393	17085	17807	18995
207	M16L	MI-101	Šargovac - Banja Luka (Rudarska)	6.344	RB	16013	16948	17662	18316	19538
187	M16	MI-101	Banja Luka (Rudarska) - Srpske Toplice	4.318	RB	13144	13242	13451	13853	14107
188	M16	MI-101	Srpske Toplice - Karanovac	6.692	RB	6738	6788	6897	6974	7102
189	M16	MI-101	Karanovac - Crna Rijeka	32.786	AB	3476	3502	3557	3649	3716
190	M16	MI-101	Crna Rijeka - granica RS (Ugar)	6.535	AB	1234	1285	1316	1333	1401
438	M16.1	MI-106	Klačnice 1 - Gornja Vijaka 1	38.553	AB	5051	5135	5234	5442	5491
440	M16.1	MI-106	Gornja Vijaka 1 - Derventa	28.581	RB	7474	7786	7875	7819	7556
210	M17	MI-105	granica RS (Šamac) - Šamac 1	1.322	RB	4421	4558	4627	4637	4624
211	M17	MI-105	Šamac 1 - Šamac 2	1.484	RB	5136	5296	5378	5394	5378
212	M17	MI-105	Šamac 2 - Crkvina	2.876	RB	5117	5276	5357	5373	5357
213	M17	MI-105	Crkvina - Modriča 1	14.303	AB	5213	5375	5456	5503	5487
214	M17	MI-105	Modriča 1 - Vukosavlje (Jakeš)	1.350	RB	6056	6244	6339	6364	6345
215	M17	MI-105	Vukosavlje (Jakeš) - Podnovlje	16.232	RB	3864	4032	4109	4132	4203
216	M17	MI-105	Podnovlje - Šešljije	10.452	AB	3905	4075	4151	4205	4277

BROJANJE VOZILA NA MREŽI PUTEVA U REPUBLICI SRPSKOJ – 2017. GODINA
VEHICLE COUNTING ON THE ROAD NETWORK OF THE REPUBLIC OF SRPSKA – YEAR 2017

Broj dionice Section number	Put Road		Dionica Section	Dužina dionice Section length	Način brojanja Counting type	PGDS [voz/dan] AADT [vehicles/day]				
						2013.	2014.	2015.	2016.	2017.
217	M17	MI-105	Šešilje - Johovac	5.577	RB	7647	7895	8291	8396	8699
218	M17	MI-105	Johovac - Rudanka	5.978	AB	7986	8250	8663	8877	9197
219	M17	MI-105	Rudanka - Doboj	6.307	RB	12999	13371	13553	13787	14284
220	M17	MI-105	Doboj - granica RS (Karuše)	4.622	AB	13741	14134	14323	14677	14921
449	M17.2	MI-103	granica RS (Brod) - Brod	0.520	RB	5690	5834	6007	6084	6195
450	M17.2	MI-103	Derventa (Žirovina) - Vrhovi	6.871	RB	5945	6193	6265	6201	5992
451	M17.2	MI-103	Vrhovi - Šešilje	14.073	AB	4366	4548	4600	4575	4421
249	M18	MI-115	granica RS (Rača) - Rača	0.300	RB	3532	3647	3710	3731	3771
250	M18	MI-115	Rača - Gojsovac	15.135	AB	5139	5307	5399	5438	5496
251	M18	MI-115	Gojsovac - Bijeljina 1	3.881	RB	6410	6620	6735	6761	6833
252	M18	MI-113	Bijeljina 2 - Ugljevička Obrijež	17.595	AB	5933	5877	6278	6354	6337
253	M18	MI-113	Ugljevička Obrijež - Stari Ugljevik	1.675	RB	7638	7896	8083	8129	8060
254	M18	MI-113	Stari Ugljevik - Priboj 1	15.450	RB	6277	6489	6643	6694	6637
255	M18	MI-113	Priboj 1 - Priboj 2	1.840	RB	6588	6810	6971	7017	6957
256	M18	MI-113	Priboj 2 - granica RS (Banj Brdo)	10.805	RB	2382	2462	2520	2531	2510
273	M18	MI-111	granica RS (Dobrinja) - Kula	0.580	RB	7555	7825	7999	8017	7891
274	M18	MI-111	Kula - Krupac	5.165	RB	7503	7772	7945	7964	7839
275	M18	MI-111	Krupac - granica RS (Bogatići)	11.265	AB	3212	3327	3401	3441	3387
277	M18	MI-111	granica RS (Trnovo) - Trnovo	1.788	RB	2675	2774	2869	2903	3109
278	M18	MI-111	Trnovo - Dobro Polje	12.021	RB	1487	1542	1595	1617	1732
279	M18	MI-111	Dobro Polje - Miljevina	18.809	AB	1404	1456	1506	1536	1603
280	M18	MI-111	Miljevina - Brod na Drini 1	11.972	RB	1688	1751	1811	1832	1962
281	M18	MI-111	Brod na Drini 1 - Brod na Drini 2	0.678	RB	3600	3733	3861	3896	4172
282	M18	MI-111	Brod na Drini 2 - Brod na Drini 3	0.245	RB	3312	3435	3553	3589	3843
283	M18	MI-111	Brod na Drini 3- granica RS (Šćepan Polje)	20.715	AB	726	753	769	781	824
456	M18.2	MI-104	Gojsovac - granica RS (Pavlovića Most)	8.298	AB	3804	3829	3866	3853	3909
284	M19	MI-115	Šepak - Karakaj 3	20.950	AB	6007	6196	6319	6361	6408
285	M19	MI-115	Karakaj 3 - Karakaj 1	0.734	RB	12605	13002	13260	13291	13389
286	M19	MI-115	Karakaj 2 - Drinjača	17.977	RB	3842	3963	4043	4049	4079
287	M19	MI-115	Drinjača - Konjević Polje	7.242	RB	2654	2752	2829	2864	2905
288	M19	MI-115	Konjević Polje - Milići	11.558	AB	2560	2655	2724	2782	2822
289	M19	MI-115	Milići - Vlasenica	12.775	RB	2689	2789	2861	2901	2943
290	M19	MI-115	Vlasenica - Han Pijesak 1	20.317	RB	1958	2031	2085	2093	2123
291	M19	MI-115	Han Pijesak 1 - Han Pijesak 2	0.269	RB	4103	4244	4329	4371	4402
292	M19	MI-115	Han Pijesak 2 - Sokolac	27.483	AB	1716	1775	1810	1840	1853
293	M19	MI-115	Sokolac - Podromanija	3.598	RB	6840	7069	7271	7329	7381
294	M19	MI-114	Podromanija - Sumbulovac	21.559	AB	3926	3838	4040	4089	3993
295	M19	MI-114	Sumbulovac - Ljubogošta	5.030	RB	5070	5240	5389	5431	5469
457	M19.2	MII-506	Vlasenica - Tišća	9.321	RB	1480	1535	1575	1589	1612
458	M19.2	MII-506	Tišća - granica RS (Luke)	7.512	RB	551	571	586	594	603
460	M19.3	MI-114	Podromanija - Rogatica	28.598	AB	2642	2727	2791	2818	2764
461	M19.3	MI-114	Rogatica - Sastavci	6.422	RB	2457	2536	2597	2602	2552
297	M20	MI-109	granica RS (Radovan Ždrijelo) - Duži	2.897	RB	1038	1071	1096	1081	1103
298	M20	MI-109	Duži - Aleksina Međa	7.247	AB	1941	2003	2042	2036	2078
299	M20	MI-109	Aleksina Međa - Trebinje 1	2.578	RB	3702	3658	3738	3788	4066
302	M20	MI-109	Trebinje 2 - Bileća	28.780	RB	2346	2427	2483	2493	2570
303	M20	MI-109	Bileća - Podosoje	3.717	RB	2148	2221	2271	2289	2360
304	M20	MI-109	Podosoje - Krivača	7.591	RB	1907	1972	2016	2027	2090
305	M20	MI-109	Krivača - Avtovac 1	28.859	AB	1136	1175	1201	1223	1261
306	M20	MI-109	Avtovac 1 - Gacko 1	3.630	RB	2394	2473	2528	2560	2640
307	M20	MI-109	Gacko 1 - Gacko 2	0.604	RB	3542	3664	3767	3799	4068
308	M20	MI-109	Gacko 2 - Gacko 3	0.350	RB	1761	1824	1875	1887	2021
340	M20B	MI-109	Gacko 1 - Gacko 3	0.500	RB	1896	1964	2019	2029	2173
309	M20	MI-109	Gacko 3 - Vrba	16.057	RB	954	988	1016	1027	1100
310	M20	MI-109	Vrba - Brod na Drini 2	45.667	AB	754	781	803	818	876
311	M20	MI-109	Brod na Drini 1 - Foča 1	3.532	RB	2654	2752	2847	2881	3085
312	M20	MI-109	Foča 1 - granica RS (Ustikolina)	7.950	AB	1838	1894	1931	1946	2013
318	M20	MI-109	granica RS (Kopači) - Ustiprača	8.127	RB	3587	3699	3794	3806	3856
481	R404	RI-1101	Blagaj - Budimilic Japra	22.900	RB	780	804	831	849	844
482	R404	RI-1101	Budimilic Japra - granica RS (Podvidača)	12.100	RB	65	67	69	73	73
485	R404a	RI-1102	Budimilic Japra - granica RS (Arapuša)	14.578	RB	95	98	101	112	111
487	R405	MII-502	Banja Luka (Rudarska) - Stari Majdan	28.451	RB	1401	1483	1549	1578	1683
488	R405	MII-502	Stari Majdan - granica RS (Razboj)	14.169	RB	368	374	385	391	390
494	R405a	RII-1501	Stari Majdan - Lamovita	20.425	RB	448	455	468	472	471

BRONANJE VOZILA NA MREŽI PUTEVA U REPUBLICI SRPSKOJ – 2017. GODINA
VEHICLE COUNTING ON THE ROAD NETWORK OF THE REPUBLIC OF SRPSKA – YEAR 2017

Broj dionice Section number	Put Road		Dionica Section	Dužina dionice Section length	Način brojanja Counting type	PGDS [voz/dan] AADT [vehicles/day]				
						2013.	2014.	2015.	2016.	2017.
495	R406	RII-1502	Tukovi - granica RS (Stara Rijeka)	20.916	RB	1208	1273	1305	1319	1315
513	R410	n/p	granica RS (Gornje Bravsko) - granica RS (La	23.000	RB	290	290	294	299	303
519	R411	RI-2105	Čađavica - Srpske Toplice	42.772	RB	3253	3277	3328	3372	3434
520	R412	RI-2108	Mrkonjić Grad - Crna Rijeka	13.582	RB	2486	2589	2651	2678	2815
521	R413	MII-505	Kotor Varoš - Mitrović	19.091	RB	415	429	441	437	445
522	R413	MII-505	Mitrović - granica RS (Prisika 1)	14.215	RB	478	482	490	497	506
524	R413	MII-505	granica RS (Prisika 2) - granica RS (Vitovlje)	6.957	RB	478	482	490	497	506
532	R414	RI-2107	Karanovac - Mitrović	35.822	RB	973	980	995	1011	1030
533	R415	RI-2109	Jezero - Šipovo	11.102	RB	1088	1136	1156	1159	1177
534	R415	RI-2109	Šipovo - granica RS (Novo Selo)	29.389	RB	551	575	585	593	602
537	R415a	RI-2110	Šipovo - Barači	16.000	RB	234	243	248	254	254
574	R426	n/p	granica RS (Muhareva Ljut) - Duži	32.287	RB	293	302	308	313	319
576	R427	RI-6101	granica RS (Do) - Berkovići	13.311	RB	1266	1309	1338	1353	1395
577	R427	RI-6101	Berkovići - Krivača	28.605	RB	1094	1132	1157	1168	1204
578	R428	n/p	Trnovica - granica RS (Trnovica 3)	1.436	RB	122	121	126	128	137
582	R429	RI-6104	Aleksina Međa - granica RS (Sitnica)	14.476	AB	1090	1077	1100	1119	1201
583	R430	n/p	Župa - granica RS (Arandelovo)	2.799	RB	407	414	419	426	442
584	R431	RI-6103	Ljubinje - Podosoje	49.492	RB	170	176	180	182	188
585	R431	RI-6103	Bileća - granica RS (Deleuša)	7.067	RB	884	914	936	953	983
586	R432	n/p	Avtovac 1 - Avtovac 2	0.920	RB	564	583	595	608	627
587	R432	n/p	Avtovac 2 - granica RS (Vratković)	14.140	RB	329	340	347	354	365
588	R432a	n/p	Avtovac 2 - granica RS (Ravni)	4.995	RB	217	224	229	233	240
589	R433	RII-5501	Dobro Polje - Jažići	16.780	RB	357	370	383	389	417
590	R433	RII-5501	Jažići - Grajsoljci	6.040	RB	452	469	485	490	525
591	R433	RII-5501	Grajsoljci - Klanci	46.142	RB	269	279	286	288	297
592	R434	RII-5502	Jažići - Jelašca	2.299	RB	220	228	234	236	253
593	R434	RII-5502	Jelašca - Vrba	37.300	RB	129	134	139	141	151
594	R434a	RII-5503	Jelašca - Mijevina	16.707	RB	93	96	101	102	109
598	R435	RII-6502	granica RS (Česim) - Nevesinje 3	29.350	RB	415	430	440	443	458
599	R435	RI-6102	Nevesinje 4 - Berkovići	31.904	RB	583	604	619	620	640
602	R436	RII-5504	granica RS (Romani/Otovlje) - Grajsoljci	13.000	RB	256	265	278	280	300
614	R440	RII-2504	granica RS (Bukovica) - Obodnik	34.000	RB	693	717	738	731	745
628	R442a	RII-5505	granica RS (Krupac) - Krupac	1.184	RB	1308	1355	1386	1394	1372
629	R442b	RII-5506	Trnovo - granica RS (Turovi)	2.820	RB	569	590	615	622	666
648	R446	RI-5101	Kula - granica RS (Vraca 1)	4.725	RB	7298	7559	7729	7785	7663
649	R446	n/p	granica RS (Vraca 1) - granica RS (Vraca 2)	0.450	RB	870	901	924	931	916
650	R446	n/p	granica RS (Vraca 2) - granica RS (Knjeginjac	7.505	RB	798	826	845	855	842
651	R446	n/p	granica RS (Knjeginjac) - granica RS (Brus)	0.730	RB	962	996	1018	1019	1003
652	R446	RI-5101	granica RS (Brus) - Bistrica	12.050	RB	357	368	378	383	386
653	R446	RI-5101	Bistrica - Pale	5.000	RB	858	885	910	921	928
655	R446a	RII-5507	Bistrica - Podgrab	27.642	RB	1040	1072	1102	1117	1125
657	R447	RII-5508	granica RS (Hreša) - Sumbulovac	10.510	RB	1258	1297	1335	1347	1357
661	R448	RI-5102	granica RS (Podkozara) - Čajniče 1	13.354	RB	1338	1378	1417	1429	1448
662	R448	RI-5102	Čajniče 1 - Čajniče 2	0.325	RB	1339	1379	1429	1437	1456
664	R448L	RI-5102	Čajniče 1 - Čajniče 2	0.295	RB	1182	1218	1253	1266	1283
663	R448	RI-5102	Čajniče 2 - granica RS (Metaljka)	6.654	RB	263	271	278	281	285
668	R449	RII-5509	Dobrun - Uvac	22.140	RB	309	321	328	333	346
669	R449	RII-5509	Uvac - granica RS (Prelac)	7.954	RB	1101	1144	1178	1194	1239
670	R449	n/p	granica RS (Prelac) - granica RS (Rudo)	6.110	RB	1101	1144	1170	1179	1223
671	R449	n/p	granica RS (Rudo) - Rudo 1	0.240	RB	1087	1130	1156	1163	1207
672	R449	n/p	Rudo 1 - Rudo 2	1.442	RB	642	667	682	693	719
673	R449a	RII-5510	Uvac - granica RS (Uvac)	0.173	RB	994	1033	1057	1064	1104
674	R450	RI-5103	Rogatica - Borike	14.645	RB	655	675	691	688	675
675	R450	RI-5103	Borike - Brankovići	1.831	RB	456	470	482	489	495
676	R450	RI-5103	Brankovići - Presječeni Bor	3.000	RB	133	137	140	142	144
677	R450	RI-5103	Presječeni Bor - Višegrad 1	25.720	RB	195	201	206	208	211
678	R451	n/p	Višegrad 2 - granica RS (Mitrovac)	21.584	RB	648	674	689	700	726
679	R452	RII-4501	Milići - Zeleni Jadar	37.316	RB	903	937	961	971	985
680	R452	RII-4501	Zeleni Jadar - Skelani	30.209	RB	528	548	562	571	579
681	R452	RII-4501	Skelani - granica RS (Skelani)	0.090	RB	990	1027	1054	1066	1081
682	R453	RI-5104	Zeleni Jadar - Srebrenica 1	10.300	RB	399	414	425	432	438
683	R453	RI-5104	Srebrenica 1 - Srebrenica 2	0.240	RB	1662	1724	1769	1794	1820
688	R453L	RI-5104	Srebrenica 1 - Srebrenica 2	0.265	RB	1183	1227	1259	1276	1294
684	R453	RI-5104	Srebrenica 2 - Bratunac 1	10.128	RB	2231	2314	2374	2405	2440

BRONANJE VOZILA NA MREŽI PUTEVA U REPUBLICI SRPSKOJ – 2017. GODINA
VEHICLE COUNTING ON THE ROAD NETWORK OF THE REPUBLIC OF SRPSKA – YEAR 2017

Broj dionice Section number	Put Road		Dionica Section	Dužina dionice Section length	Način brojanja Counting type	PGDS [voz/dan] AADT [vehicles/day]				
						2013.	2014.	2015.	2016.	2017.
685	R453	MII-504	Bratunac 1 - Bratunac 2	0.356	RB	7479	7757	7959	8048	8164
686	R453	RI-5104	Bratunac 2 - Bratunac 3	3.201	RB	1989	2063	2117	2121	2151
687	R453	RI-5104	Bratunac 3 - granica RS (Bratunac)	0.100	RB	1472	1527	1567	1583	1606
689	R454	MII-504	Konjević Polje - Bratunac 1	21.077	RB	1614	1674	1718	1741	1766
690	R454	RI-5105	Bratunac 2 - Skelani	48.100	RB	1051	1090	1119	1133	1149
691	R454a	RI-5105	Bratunac 3 - Drinjača	25.950	RB	1143	1185	1217	1223	1241
692	R455	RI-4101	Tišća - Šekovići	8.494	RB	1705	1768	1819	1838	1864
693	R455	RI-4101	Šekovići - Donje Caparde	23.042	RB	1923	1994	2048	2072	2102
694	R455a	RII-4502	Šekovići - granica RS (Kaštelj)	19.689	RB	429	445	459	463	470
697	R456	RI-4102	Karakaj 3 - granica RS (Šetići)	12.910	RB	3259	3362	3429	3434	3459
699	R456	RI-4102	Priboj 2 - Lopare	8.827	RB	3130	3236	3314	3334	3306
700	R456	RI-4102	Lopare - Mačkovac	2.000	RB	2128	2200	2253	2271	2252
701	R456	RI-4102	Mačkovac - Piperi	7.760	RB	434	449	460	466	462
702	R456	RI-4102	Piperi - granica RS (Šibošnica)	0.339	RB	868	897	919	924	916
705	R457	n/p	Brod na Drini 3 - Foča 2	3.536	RB	2025	2100	2145	2168	2287
706	R457	RII-5511	Dragočava - granica RS (Šula)	43.500	RB	316	326	333	336	348
708	R458	RI-4103	granica RS (Površnica) - Lopare	9.565	RB	492	509	522	528	524
709	R458	RI-4103	Mačkovac - granica RS (Čelić)	8.053	RB	1352	1398	1435	1442	1430
715	R459	RII-4503	Piperi - granica RS (Lukavica)	0.849	RB	493	510	522	528	524
718	R459	RII-4503	granica RS (Miroslavci) - Bobetino Brdo	4.057	RB	86	89	91	93	92
719	R459	RII-4503	Bobetino Brdo - Ugljevička Obrjež	17.840	RB	988	1021	1045	1054	1045
720	R459	RII-4503	Stari Ugljevik - Glavičice	30.500	RB	723	747	768	777	771
721	R459a	RI-4104	Bobetino Brdo - Donja Bukovica	11.900	RB	800	827	847	854	847
722	R459a	RI-4104	Vršani - Rača	32.400	RB	949	980	998	1002	1013
731	R462	RI-3101	Crkvina - granica RS (Ledenice)	12.121	RB	2130	2196	2231	2240	2233
736	R462a	MI-104	Grebnice - Obudovac 1	11.765	AB	3270	3396	3529	3604	3627
737	R462a	MI-104	Obudovac 2 - Lončari	8.345	RB	4148	4308	4477	4498	4527
739	R463	RII-3504	granica (Bok) - Obudovac 2	2.817	RB	1806	1876	1949	1967	1980
740	R463	MI-104	Obudovac 2 - Obudovac 1	1.106	RB	2201	2286	2376	2396	2411
741	R463	RII-3504	Obudovac 1 - granica RS (Tramošnica)	11.999	RB	974	1012	1052	1071	1078
744	R464	RII-3102	granica RS (Prud) - Šamac 2	2.007	RB	815	846	879	895	901
745	R464	MI-104	Šamac 1 - Grebnice	3.953	RB	3249	3374	3506	3551	3574
746	R464	RII-3102	Grebnice - granica RS (Grebnice)	0.769	RB	1768	1836	1909	1919	1931
753	R465	RI-3103	granica RS (Orline) - Doboj (Poljice)	21.062	RB	1642	1689	1712	1724	1786
754	R465	RI-3103	Doboj (Poljice) - Bušletić	10.980	RB	1422	1463	1483	1503	1557
755	R465	RI-3103	Bušletić - Modriča 2	31.782	RB	1195	1247	1273	1286	1308
756	R465a	RII-3501	Bušletić - granica RS (Zelinja)	25.000	RB	951	978	992	1007	1043
764	R467	RI-5106	granica RS (Žeravice) - Han Pijesak 1	22.148	RB	488	505	515	524	527
765	R467	RI-5106	Han Pijesak 2 - Borike	45.100	RB	379	392	401	408	411
766	R467	RI-5106	Brankovići - Pešurići	5.108	RB	34	35	36	36	37
767	R467	RI-5106	Pešurići - Međeđa	14.273	RB	15	15	15	16	16
768	R467	MII-507	Brodar - Rudo 1	25.959	RB	754	778	798	804	815
769	R467a	n/p	Presječeni Bor - Pešurići	2.700	RB	24	25	26	27	27
771	R468	RII-5512	granica RS (Išerić Brdo) - Sokolac	26.025	RB	761	787	803	808	814
781	R472	RI-3104	Polje - Podnovlje	16.905	RB	1469	1533	1562	1574	1601
782	R473	RI-3105	Tedin Han - Teslić (Barići)	25.744	RB	1006	1040	1069	1061	1081
783	R473	RI-3105	Teslić (Barići) - Teslić 1	1.643	RB	11601	11997	12327	12274	12504
784	R473	RI-3105	Teslić 1 - Teslić 2	0.241	RB	9542	9867	10138	10091	10280
787	R473L	RI-3105	Teslić 1 - Teslić 2	0.241	RB	8989	9296	9551	9526	9705
785	R473	RI-3105	Teslić 2 - granica RS (Podjezera)	31.349	RB	2176	2250	2312	2294	2337
788	R474	RI-2102	Srbac - Gornja Vijaka 1	43.000	RB	2130	2204	2267	2284	2278
789	R474	RI-2102	Gornja Vijaka 1 - Gornja Vijaka 2	0.821	RB	4001	4068	4146	4249	4287
790	R474	RI-2102	Gornja Vijaka 2 - Razboj	15.431	RB	30077	3128	3190	3267	3296
791	R474	RI-3106	Razboj - Tedin Han	0.838	RB	1720	1779	1828	1811	1845
792	R474	RI-3106	Tedin Han - granica RS (Križ)	12.133	RB	855	884	908	897	914
796	R474a	RI-2102	Razboj - Rudanka	21.705	RB	4105	4241	4454	4487	4649
797	R475	RI-1103	Kostajnica - Karan	17.800	RB	313	321	333	337	344
798	R475	RI-1103	Karan - Dragotinja	9.000	RB	333	343	356	362	360
799	R475a	RI-1104	Karan - Novi Grad 3	22.000	RB	338	348	361	367	365
800	R476	RI-2103	Čelinac - Ukrina	25.244	RB	3172	3280	3373	3364	3427
801	R476	RI-2103	Ukrina - Gornja Vijaka 2	23.000	RB	1598	1625	1657	1691	1706
802	R476a	RI-2104	Ukrina - Klupe	28.127	RB	1025	1060	1092	1089	1110
803	R477	RI-1105	Kozarac - Vodice	17.500	RB	872	886	912	921	918
804	R477	RI-1105	Vodice - Vrbaška 1	30.260	RB	573	582	601	607	605

BROJANJE VOZILA NA MREŽI PUTEVA U REPUBLICI SRPSKOJ – 2017. GODINA
VEHICLE COUNTING ON THE ROAD NETWORK OF THE REPUBLIC OF SRPSKA – YEAR 2017

Broj dionice Section number	Put Road		Dionica Section	Dužina dionice Section length	Način brojanja Counting type	PGDS [voz/dan] AADT [vehicles/day]				
						2013.	2014.	2015.	2016.	2017.
805	R477	RI-2101	Čatrnja - Nova Topola	15.004	RB	2815	2627	2492	2499	2398
806	R477a	RII-1505	Vodice - Kozarska Dubica 2	22.000	RB	1349	1379	1413	1425	1434
807	R478	RII-1506	Vrbaška 2 - Ivanjska	31.000	RB	1193	1212	1248	1251	1247
808	R479	n/p	Kobaš 1 - Kobaš 2	0.900	RB	455	471	486	493	492
809	R480	n/p	Derviši - Klačnice 2	9.234	RB	8551	9050	9435	9598	10238
811	R482	RII-3502	Vrhovi - Johovac	21.650	RB	1575	1601	1620	1611	1557

PODACI O AUTOMATSKOM BROJANJU VOZILA
DATA ON AUTOMATIC TRAFFIC COUNTING

BRONJANJE VOZILA NA MREŽI PUTEVA U REPUBLICI SRPSKOJ – 2017. GODINA
VEHICLE COUNTING ON THE ROAD NETWORK OF THE REPUBLIC OF SRPSKA – YEAR 2017

PGDS I STRUKTURA SAOBRAĆAJNOG TOKA
AADT AND TRAFFIC FLOW COMPOSITION

Lokalitet Location	Smjer Direction	Dužina vozila / Vehicle length								Ukupno Total
		<5,5 m	(%)	5,5-12 m	(%)	12-16,5 m	(%)	>16,5 m	(%)	
000001	I	2672	86.9	320	10.4	78	2.5	6	0.2	3076
	II	2538	86.6	303	10.3	88	2.0	2	0.1	2931
	ukupno / total	5210	86.7	623	10.4	166	2.8	8	0.1	6007
000002	I	1586	93.5	95	5.6	16	0.9	0	0.0	1697
	II	1541	93.1	96	5.8	18	1.1	0	0.0	1655
	ukupno / total	3126	93.3	191	5.7	34	1.0	1	0.0	3352
000003	I	1636	87.1	192	10.2	49	2.6	1	0.1	1878
	II	1586	85.9	202	10.9	59	3.2	0	0.0	1847
	ukupno / total	3223	86.5	394	10.6	108	2.9	1	0.0	3726
000004	I	1381	88.5	138	8.8	41	2.6	1	0.1	1561
	II	1392	87.7	150	9.4	46	2.9	0	0.0	1588
	ukupno / total	2773	88.1	288	9.1	87	2.8	1	0.0	3149
000005	I	1049	91.9	83	7.3	8	0.7	1	0.1	1141
	II	1034	91.2	91	8.0	9	0.8	0	0.0	1134
	ukupno / total	2083	91.6	174	7.6	17	0.7	1	0.0	2275
000006	I	605	90.7	52	7.8	10	1.5	0	0.0	667
	II	603	91.1	48	7.3	11	1.7	0	0.0	662
	ukupno / total	1207	90.9	100	7.5	21	1.6	0	0.0	1328
000007	I	755	86.3	90	10.3	30	3.4	0	0.0	875
	II	748	85.3	98	11.2	31	3.5	0	0.0	877
	ukupno / total	1503	85.7	188	10.7	61	3.5	1	0.1	1753
000008	I	4465	91.8	286	5.9	110	2.3	3	0.1	4864
	II	4682	91.3	301	5.9	140	2.7	3	0.1	5126
	ukupno / total	9147	91.6	587	5.9	249	2.5	6	0.1	9989
000009	I	1241	85.8	127	8.8	77	5.3	1	0.1	1446
	II	1213	85.4	130	9.2	77	5.4	0	0.0	1420
	ukupno / total	2454	85.6	257	9.0	154	5.4	2	0.1	2867
000010	I	4213	89.2	385	8.2	109	2.3	15	0.3	4722
	II	4330	90.9	322	6.8	108	2.3	2	0.0	4762
	ukupno / total	8542	90.1	707	7.5	217	2.3	17	0.2	9483
000011	I	Automatski brojač nije u funkciji								
	II									
	ukupno / total									
000012	I	2004	84.8	178	7.5	178	7.5	2	0.1	2362
	II	2046	85.7	181	7.6	157	6.6	3	0.1	2387
	ukupno / total	4050	85.3	358	7.5	335	7.1	5	0.1	4748
000013	I	1595	71.7	304	13.7	320	14.4	6	0.3	2225
	II	1602	73.0	308	14.0	285	13.0	1	0.0	2196
	ukupno / total	3197	72.3	612	13.8	605	13.7	7	0.2	4421
000014	I	3807	81.3	464	9.9	396	8.5	14	0.3	4681
	II	3779	83.7	436	9.7	294	6.5	6	0.1	4515
	ukupno / total	7587	82.5	900	9.8	690	7.5	20	0.2	9197
000015	I	Automatski brojač nije u funkciji								
	II									
	ukupno / total									
000016	I	Automatski brojač nije u funkciji								
	II									
	ukupno / total									
000017	I	1367	89.0	140	9.1	28	1.8	1	0.1	1536
	II	1333	88.7	141	9.4	28	1.9	1	0.1	1503
	ukupno / total	2700	88.8	281	9.2	56	1.8	2	0.1	3039

BRONANJE VOZILA NA MREŽI PUTEVA U REPUBLICI SRPSKOJ – 2017. GODINA
VEHICLE COUNTING ON THE ROAD NETWORK OF THE REPUBLIC OF SRPSKA – YEAR 2017

Lokalitet Location	Smjer Direction	Dužina vozila / Vehicle length								Ukupno Total
		<5,5 m	(%)	5,5-12 m	(%)	12-16,5 m	(%)	>16,5 m	(%)	
000018	I	1584	85.7	183	9.9	79	4.3	2	0.1	1848
	II	1602	85.8	177	9.5	86	4.6	3	0.2	1868
	ukupno / total	3186	85.7	360	9.7	165	4.4	5	0.1	3716
000019	I	551	78.2	91	12.9	59	8.4	4	0.6	705
	II	536	76.9	89	12.8	69	9.9	3	0.4	697
	ukupno / total	1087	77.6	180	12.8	128	9.1	6	0.4	1401
000020	I	1208	88.6	107	7.8	49	3.6	0	0.0	1364
	II	1199	86.6	126	9.1	58	4.2	1	0.1	1384
	ukupno / total	2407	87.6	233	8.5	107	3.9	2	0.1	2749
000021	I	528	92.5	31	5.4	12	2.1	0	0.0	571
	II	523	92.4	32	5.7	11	1.9	0	0.0	566
	ukupno / total	1051	92.4	63	5.5	23	2.0	0	0.0	1137
000022	I	1010	85.7	119	10.1	44	3.7	5	0.4	1178
	II	1021	85.7	115	9.7	52	4.4	3	0.3	1191
	ukupno / total	2031	85.7	234	9.9	96	4.1	8	0.3	2369
000023	I	2254	81.9	284	10.3	213	7.7	2	0.1	2753
	II	2270	83.0	284	10.4	181	6.6	1	0.0	2736
	ukupno / total	4523	82.4	568	10.4	393	7.2	3	0.1	5487
000024	I	2043	89.1	167	7.3	81	3.5	1	0.0	2292
	II	1973	87.4	173	7.7	110	4.9	1	0.0	2257
	ukupno / total	4016	88.3	341	7.5	191	4.2	2	0.0	4550
000025	I	1546	86.7	154	8.6	74	4.1	10	0.6	1784
	II	1542	85.2	171	9.4	96	5.3	1	0.1	1810
	ukupno / total	3087	85.9	325	9.0	170	4.7	11	0.3	3593
000026	I	3190	89.2	266	7.4	120	3.4	2	0.1	3578
	II	3189	88.5	263	7.3	150	4.2	2	0.1	3604
	ukupno / total	6380	88.8	529	7.4	269	3.7	4	0.1	7182
000027	I	2718	87.1	276	8.8	124	4.0	2	0.1	3120
	II	2637	85.7	279	9.1	160	5.2	2	0.1	3078
	ukupno / total	5355	86.4	554	8.9	284	4.6	3	0.0	6196
000028	I	2482	89.5	165	6.0	123	4.4	2	0.1	2772
	II	2484	91.2	160	5.9	78	2.9	1	0.0	2723
	ukupno / total	4967	90.4	325	5.9	201	3.7	3	0.1	5496
000029	I	Automatski brojač nije u funkciji								
	II									
	ukupno / total									
000030	I	3740	93.8	203	5.1	44	1.1	1	0.0	3988
	II	3687	93.6	213	5.4	40	1.0	1	0.0	3941
	ukupno / total	7428	93.7	414	5.2	84	1.1	2	0.0	7928
000031	I	2942	91.9	205	6.4	51	1.6	2	0.1	3200
	II	2972	92.6	191	6.0	45	1.4	1	0.0	3209
	ukupno / total	5914	92.3	396	6.2	96	1.5	2	0.0	6408
000032	I	Automatski brojač nije u funkciji								
	II									
	ukupno / total									
000033	I	Automatski brojač nije u funkciji								
	II									
	ukupno / total									
000034	I	814	87.2	88	9.4	27	2.9	4	0.4	933
	II	815	88.7	77	8.4	27	2.9	0	0.0	919
	ukupno / total	1629	87.9	166	9.0	54	2.9	4	0.2	1853
000035	I	Automatski brojač nije u funkciji								
	II									
	ukupno / total									
000036	I	1541	91.0	131	7.7	20	1.2	1	0.1	1693
	II	1551	91.6	123	7.3	19	1.1	0	0.0	1693
	ukupno / total	3093	91.3	254	7.5	39	1.2	1	0.0	3387

BRONANJE VOZILA NA MREŽI PUTEVA U REPUBLICI SRPSKOJ – 2017. GODINA
VEHICLE COUNTING ON THE ROAD NETWORK OF THE REPUBLIC OF SRPSKA – YEAR 2017

Lokalitet Location	Smjer Direction	Dužina vozila / Vehicle length								Ukupno Total
		<5,5 m	(%)	5,5-12 m	(%)	12-16,5 m	(%)	>16,5 m	(%)	
000037	I	1260	90.3	97	6.9	39	2.8	0	0.0	1396
	II	1217	89.0	105	7.7	46	3.4	0	0.0	1368
	ukupno / total	2476	89.6	202	7.3	85	3.1	1	0.0	2764
000038	I	892	89.7	69	6.9	33	3.3	0	0.0	994
	II	893	88.4	74	7.3	43	4.3	0	0.0	1010
	ukupno / total	1784	89.0	144	7.2	76	3.8	1	0.0	2005
000039	I	447	89.6	29	5.8	22	4.4	1	0.2	499
	II	436	88.3	30	6.1	27	5.5	1	0.2	494
	ukupno / total	883	88.8	60	6.0	49	4.9	2	0.2	994
000040	I	923	91.8	68	6.8	14	1.4	0	0.0	1005
	II	927	92.0	67	6.6	14	1.4	0	0.0	1008
	ukupno / total	1850	91.9	135	6.7	28	1.4	0	0.0	2013
000041	I	Automatski brojač nije u funkciji								
	II									
	ukupno / total									
000042	I	386	95.5	18	4.5	0	0.0	0	0.0	404
	II	400	95.5	18	4.3	1	0.2	0	0.0	419
	ukupno / total	787	95.5	36	4.4	1	0.1	0	0.0	824
000043	I	401	91.6	33	7.5	4	0.9	0	0.0	438
	II	399	91.1	35	8.0	4	0.9	0	0.0	438
	ukupno / total	800	91.3	68	7.8	8	0.9	0	0.0	876
000044	I	625	94.6	32	4.8	4	0.6	0	0.0	661
	II	616	93.6	37	5.6	5	0.8	0	0.0	658
	ukupno / total	1242	94.2	69	5.2	8	0.6	0	0.0	1319
000045	I	585	92.0	46	7.2	5	0.8	0	0.0	636
	II	574	92.0	46	7.4	4	0.6	0	0.0	624
	ukupno / total	1158	91.8	93	7.4	9	0.7	1	0.1	1261
000046	I	1012	97.7	23	2.2	1	0.1	0	0.0	1036
	II	1010	97.0	30	2.9	1	0.1	0	0.0	1041
	ukupno / total	2022	97.3	53	2.6	3	0.1	0	0.0	2078
000047	I	477	90.7	26	4.9	23	4.4	0	0.0	526
	II	483	91.3	25	4.7	21	4.0	0	0.0	529
	ukupno / total	961	91.0	51	4.8	44	4.2	0	0.0	1056
000048	I	Automatski brojač nije u funkciji								
	II									
	ukupno / total									
000049	I	8846	96.1	330	3.6	21	0.2	4	0.0	9201
	II	4605	98.8	46	1.0	5	0.1	6	0.1	4662
	ukupno / total	13451	97.0	376	2.7	27	0.2	10	0.1	13864
000050	I	8675	93.1	532	5.7	97	1.0	9	0.1	9313
	II	4488	97.7	94	2.0	12	0.3	2	0.0	4596
	ukupno / total	13163	94.6	626	4.5	109	0.8	10	0.1	13908
000051	I	1627	76.0	270	12.6	236	11.0	7	0.3	2140
	II	1630	76.3	287	13.4	216	10.1	3	0.1	2136
	ukupno / total	3257	76.2	557	13.0	452	10.6	11	0.3	4277
000052	I	1472	82.5	194	10.9	117	6.6	2	0.1	1785
	II	1503	81.6	207	11.2	131	7.1	2	0.1	1843
	ukupno / total	2974	82.0	401	11.1	248	6.8	4	0.1	3627
000053	I	1774	89.5	178	9.0	31	1.6	0	0.0	1983
	II	1695	88.1	195	10.1	33	1.7	2	0.1	1925
	ukupno / total	3469	88.7	373	9.5	64	1.6	3	0.1	3909
000054	I	Automatski brojač nije u funkciji								
	II									
	ukupno / total									
000055	I	589	98.2	11	1.8	0	0.0	0	0.0	600
	II	586	97.7	14	2.3	0	0.0	0	0.0	600
	ukupno / total	1176	97.9	25	2.1	0	0.0	0	0.0	1201

AUTOMATSKI BROJAČ / AUTOMATIC COUNTER **BR./NO**

PODACI SA AUTOMATSKIH BROJAČA VOZILA
DATA FROM AUTOMATIC TRAFFIC COUNTERS

1
2
3
4
5
6
7
8
9
10
11
12
13
14
15
16
17
18
19
20
21
22
23
24
25
26
27
28
29
30
31
32
33
34
35
36
37
38
39
40
41
42
43
44
45
46
47
48
49
50
51
52
53
54
55

BROJANJE VOZILA NA MREŽI PUTEVA U REPUBLICI SRPSKOJ – 2017. GODINA
VEHICLE COUNTING ON THE ROAD NETWORK OF THE REPUBLIC OF SRPSKA – YEAR 2017

MJESEČNI BROJ VOZILA
MONTHLY NUMBER OF VEHICLES

1

Automatski brojač broj - Automatic counter number
 Lokalitet - Location / Stacionaža - Mileage [km+m]
 Broj puta - Road number / Dionica - Section

000001
 Bistrica / 3+217,00
 M 4 (MI-108) / Lamovita - Ivanjska

	Mjesec - Month											
	Januar- January	Februar- February	Mart- March	April- April	Maj- May	Jun- June	Juli- July	August- August	Septembar- September	Oktobar- October	Novembar- November	Decembar- December
1	6593	4524	4703	5566	5747	6496	6751	6982	6541	6614	6367	5343
2	5736	4881	5423	5955	5592	6445	6537	7582	6973	5700	6716	5562
3	4963	5076	5288	6089	6802	7117	6667	7435	6535	6228	6380	5310
4	5029	4888	5686	5591	7504	6792	6223	7043	6086	6244	6456	5011
5	5516	5284	5477	6363	7098	6425	6119	7401	6161	6098	6430	5162
6	5304	4959	5116	6428	6491	6254	6560	7591	6082	6489	5594	5137
7	4378	4157	5339	6520	7182	6073	6425	7600	6347	7135	5367	5310
8	5080	4512	5303	6507	6756	5983	6817	7132	5777	6977	5591	5282
9	4691	4869	3889	6478	6985	6169	6943	7114	6409	5884	5612	6018
10	4084	4753	4459	5341	7475	6466	6545	7399	6303	5773	5798	5672
11	4758	4529	5437	5436	7225	6150	6774	6793	5829	6212	6186	5158
12	4069	4503	5164	5547	7431	5767	6660	7264	6234	6007	6109	5378
13	4634	4266	4512	5660	6481	5825	6538	6961	5837	6483	5179	5370
14	4659	4600	5274	5754	6935	5988	6668	6921	6537	6446	5366	5640
15	4898	4987	5453	6484	6584	6129	7081	6752	6157	6470	5678	5744
16	4911	4848	5678	6606	7180	5999	6956	6931	6803	6429	5699	6052
17	4444	5256	5812	5680	6872	6450	6678	6718	6600	6174	5811	5314
18	4758	4306	5283	5929	6956	6418	6531	7074	5828	6387	6157	4586
19	5428	4883	6163	6028	6993	5547	6841	7006	6322	6285	6111	5476
20	6009	5115	5490	6012	7368	6058	6866	6954	6524	6190	5385	5491
21	5839	4453	5424	5950	6966	6033	6874	6821	6263	6728	5650	5518
22	5613	4888	5211	6591	6461	5874	7559	6275	6171	6410	5909	5484
23	5315	5274	5335	6539	7248	6203	7282	6466	7191	5787	5356	6089
24	4616	5285	5407	5639	7143	6725	7218	6540	6819	5613	4541	5928
25	4644	5371	6022	5750	6826	6457	7100	6524	5958	5890	5429	5231
26	4333	5936	5051	6212	7152	5384	6509	6725	6185	5718	5554	5650
27	4133	5414	5077	6208	7345	6015	6840	6673	6111	5822	5400	5859
28	4295	5084	5410	6848	7160	6291	6682	6268	6206	6556	5598	6498
29	5038	5172	5793	6815	6702	6493	7272	6455	6389	6788	5496	6753
30	4686		5747	6654	6688	6401	7460	6261	7376	5609	5839	6333
31	3884		6146		6552		7033	6294		5825		6593
Ukupno- Total	152316	142015	165513	183153	213925	186408	210999	213945	190576	193011	172750	173951
Prosjek- Average	4913	4897	5339	6105	6901	6214	6806	6901	6353	6226	5758	5611
Godišnji prosjek (PGDS) - Annual average (AADT)												6007

BROJANJE VOZILA NA MREŽI PUTEVA U REPUBLICI SRPSKOJ – 2017. GODINA
VEHICLE COUNTING ON THE ROAD NETWORK OF THE REPUBLIC OF SRPSKA – YEAR 2017

STRUKTURA SAOBRAĆAJNOG TOKA
TRAFFIC FLOW COMPOSITION

Automatski brojač broj - Automatic counter number
 Lokalizet - Location / Stacionaža - Mileage [km+m]
 Broj puta - Road number / Dionica - Section

000001
 Bistrica / 3+217,00
 M 4 (MI-108) / Lamovita - Ivanjska

Mjesec - Month	Smjer - Direction	Dužina vozila - Vehicle length								Ukupno - Total
		< 5,5 m	(%)	5,5 - 12 m	(%)	12 - 16,5 m	(%)	< 16,5 m	(%)	
Januar - January	I	66870	88.1	7514	9.9	1300	1.7	214	0.3	75897
	II	68359	89.5	6600	8.6	1420	1.9	40	0.1	76418
	ukupno - total	135228	88.8	14113	9.3	2720	1.8	253	0.2	152316
Februar - February	I	60090	86.0	7960	11.4	1577	2.3	218	0.3	69845
	II	64588	89.5	5932	8.2	1635	2.3	16	0.0	72171
	ukupno - total	124679	87.8	13892	9.8	3211	2.3	234	0.2	142015
Mart - March	I	70797	85.0	9929	11.9	2266	2.7	263	0.3	83255
	II	72703	88.4	7320	8.9	2214	2.7	21	0.0	82257
	ukupno - total	143499	86.7	17249	10.4	4480	2.7	284	0.2	165513
April - April	I	79367	86.1	10055	10.9	2488	2.7	231	0.3	92140
	II	79007	86.8	9272	10.2	2718	3.0	15	0.0	91013
	ukupno - total	158374	86.5	19327	10.6	5206	2.8	246	0.1	183153
Maj - May	I	104063	89.8	9217	7.9	2608	2.2	57	0.0	115945
	II	84171	85.9	10512	10.7	3275	3.3	22	0.0	97980
	ukupno - total	188234	88.0	19729	9.2	5883	2.8	79	0.0	213925
Juni - June	I	85987	87.5	8749	9.0	2615	2.7	59	0.1	97410
	II	75770	87.1	9963	11.2	3239	3.6	26	0.0	88998
	ukupno - total	161757	87.3	18712	10.0	5854	3.1	85	0.0	186408
Juli - July	I	93990	87.0	10540	9.8	2723	2.5	190	0.2	107442
	II	90188	86.0	10219	9.9	3126	3.0	23	0.0	103556
	ukupno - total	184178	86.5	20759	9.8	5849	2.8	213	0.1	210999
Avgust - August	I	95017	87.0	11000	10.1	3010	2.8	162	0.1	109188
	II	90077	86.0	11331	10.8	3333	3.2	16	0.0	104757
	ukupno - total	185093	86.5	22331	10.4	6343	3.0	178	0.1	213945
Septembar - September	I	84618	86.9	10019	10.3	2736	2.8	55	0.1	97428
	II	79180	85.0	10738	11.5	3199	3.4	32	0.0	93148
	ukupno - total	163797	85.9	20757	10.9	5935	3.1	87	0.0	190576
Oktobar - October	I	83875	85.7	11296	11.5	2542	2.6	131	0.1	97844
	II	82057	86.2	10069	10.6	2933	3.1	109	0.1	95167
	ukupno - total	165932	86.0	21365	11.1	5475	2.8	240	0.1	193011
Novembar - November	I	76150	85.3	10463	11.7	2325	2.6	374	0.4	89312
	II	71197	85.3	9495	11.4	2569	3.1	178	0.2	83438
	ukupno - total	147347	85.3	19958	11.6	4894	2.8	552	0.3	172750
Decembar - December	I	77524	85.9	10216	11.3	2175	2.4	298	0.3	90213
	II	71715	85.6	9415	11.2	2390	2.9	218	0.3	83737
	ukupno - total	149239	85.8	19631	11.3	4565	2.6	516	0.3	173951
Ukupno (godišnje) - Total (annual)	I	978347	86.9	116957	10.4	28366	2.5	2250	0.2	1125921
	II	929010	86.6	110866	10.3	32051	3.0	715	0.1	1072641
	ukupno - total	1907358	86.8	227823	10.4	60417	2.7	2965	0.1	2198562
Prosjek (PGDS) - Average (AADT)	I	2673	86.9	320	10.4	78	2.5	6	0.2	3076
	II	2538	86.6	303	10.3	88	3.0	2	0.1	2931
	ukupno - total	5211	86.8	622	10.4	165	2.7	8	0.1	6007

BRONANJE VOZILA NA MREŽI PUTEVA U REPUBLICI SRPSKOJ – 2017. GODINA
VEHICLE COUNTING ON THE ROAD NETWORK OF THE REPUBLIC OF SRPSKA – YEAR 2017

SAOBRAĆAJNI POKAZATELJI

Automatski brojač broj
 Lokalizet / Stacionaža [km+m]
 Broj puta / Dionica

000001
 Bistrica / 3+217,00
 M 4 (MI-108) / Lamovita - Ivanjska

Mjesec	Smjer	minimalni čas			maksimalni čas			minimalni dan		maksimalni dan		dnevni prosjek (05-21 h) (21-05 h)	noćni prosjek (21-05 h)	prosjek radnim danom	prosjek vikendom	ljetni prosjek
		datum/dan	čas	voz/h	datum/dan	čas	voz/h	datum/dan	voz/dan	datum/dan	voz/dan					
Januar	I	25/srijeda	1	4	20/petak	11	283	1/nedelja	1342	20/petak	2776	1921	205	2199	1993	
	II	31/utorak	3	0	20/petak	11	275	7/subota	1444	20/petak	2838	1913	190	2209	1913	
Februar	I+II	25/srijeda	3	6	20/petak	11	558	1/nedelja	2820	20/petak	5614	3834	395	4408	3905	
	I	13/ponedeljak	3	3	12/nedelja	17	214	28/utorak	1881	15/srijeda	2429	2037	184	2244	2166	
Mart	II	13/ponedeljak	2	1	3/petak	16	238	16/četvrtak	1770	18/subota	2455	1976	181	2145	2186	
	I+II	13/ponedeljak	2	5	23/četvrtak	15	416	5/utorak	3698	3/petak	4771	4014	365	4389	4352	
April	I	15/srijeda	1	2	31/petak	15	233	14/utorak	1744	31/petak	2752	2079	199	2287	2252	
	II	18/subota	6	0	15/srijeda	15	365	13/ponedeljak	1322	31/petak	2862	2057	189	2270	2176	
Maj	I+II	13/ponedeljak	2	8	15/srijeda	15	537	12/nedelja	3413	31/petak	5614	4136	388	4557	4428	
	I	17/ponedeljak	2	5	23/subota	19	339	21/petak	2387	28/petak	3379	2527	291	2827	2806	
Jun	II	11/utorak	3	2	29/subota	15	292	24/ponedeljak	2310	28/subota	3579	2575	271	2846	2845	
	I+II	17/ponedeljak	2	9	28/petak	16	518	3/ponedeljak	4856	15/subota	6934	5102	562	5673	5650	
Jul	I	16/utorak	2	6	6/subota	11	315	1/ponedeljak	2475	6/subota	3368	2517	323	2844	2830	
	II	23/utorak	3	1	6/subota	11	330	1/ponedeljak	2158	6/subota	3469	2546	305	2874	2794	
Avgust	I+II	31/srijeda	2	14	6/subota	11	645	1/ponedeljak	4633	6/subota	6837	5062	628	5718	5624	
	I	27/utorak	2	6	25/nedelja	20	300	12/ponedeljak	2502	23/petak	3126	2455	356	2831	2771	2811
Septembar	II	8/četvrtak	2	2	2/petak	16	279	12/ponedeljak	2308	16/petak	3284	2523	319	2872	2780	2841
	I+II	15/četvrtak	2	13	9/petak	16	491	12/ponedeljak	4810	23/petak	6381	4978	674	5703	5551	5652
Oktobar	I	4/utorak	1	8	23/nedelja	19	380	1/subota	2696	30/nedelja	3726	2786	479	3255	3285	3265
	II	4/utorak	3	7	23/nedelja	13	286	2/nedelja	2552	21/petak	3751	2883	410	3316	3243	3293
Novembar	I+II	4/utorak	2	21	23/nedelja	19	563	2/nedelja	5514	21/petak	7307	5668	889	6571	6528	6557
	I	30/srijeda	2	4	20/nedelja	19	309	30/srijeda	2906	2/srijeda	3798	2849	435	3280	3296	3284
Decembar	II	16/srijeda	2	5	5/subota	15	343	27/nedelja	2857	1/utorak	3715	2914	378	3315	3225	3292
	I+II	30/srijeda	2	10	4/petak	16	551	30/srijeda	5787	2/srijeda	7406	5763	813	6595	6520	6576
Godina	I	25/ponedeljak	2	6	24/nedelja	20	308	12/utorak	2762	24/nedelja	3195	2550	383	2926	2951	2933
	II	22/petak	2	3	24/nedelja	15	294	17/nedelja	2623	1/petak	3304	2560	399	2967	2939	2959
Godina	I+II	25/ponedeljak	3	12	22/petak	16	493	17/nedelja	5536	15/petak	6354	5110	782	5893	5890	5892
	I	11/srijeda	2	4	29/nedelja	17	288	23/ponedeljak	2558	27/petak	3321	2639	303	2912	3017	3017
Godina	II	5/četvrtak	4	1	28/subota	16	395	23/ponedeljak	2470	28/subota	3579	2642	294	2927	2958	2958
	I+II	11/srijeda	2	13	28/subota	16	644	23/ponedeljak	5028	27/petak	6707	5281	597	5839	5975	5975
Godina	I	13/ponedeljak	2	2	1/snjeda	9	285	30/četvrtak	2483	1/snjeda	3272	2529	241	2766	2783	2783
	II	28/utorak	2	3	1/snjeda	15	312	23/četvrtak	2013	1/snjeda	3327	2453	229	2667	2721	2721
Godina	I+II	13/ponedeljak	2	8	1/snjeda	15	534	23/četvrtak	4611	1/snjeda	6599	4982	470	5433	5503	5503
	I	6/srijeda	2	2	26/utorak	15	290	31/nedelja	2028	26/utorak	3193	2453	242	2771	2536	2536
Godina	II	20/srijeda	2	3	9/subota	17	327	31/nedelja	2016	27/srijeda	3230	2398	230	2721	2433	2433
	I+II	6/srijeda	2	10	26/utorak	15	543	31/nedelja	4044	27/srijeda	6375	4851	472	5492	4969	4969
Godina	I	15.3/srijeda	1	2	23.7/nedelja	19	380	1.1/nedelja	1342	2.8/srijeda	3798	2448	304	2766	2720	3076
	II	31.1/utorak	3	0	28.10/subota	16	395	13.3/ponedeljak	1322	21.7/petak	3751	2456	283	2765	2682	3099
Godina	I+II	13.2/ponedeljak	2	5	6.5/subota	11	645	1.1/nedelja	2820	2.8/srijeda	7406	4904	588	5531	5402	6176

BRONJANJE VOZILA NA MREŽI PUTEVA U REPUBLICI SRPSKOJ – 2017. GODINA
VEHICLE COUNTING ON THE ROAD NETWORK OF THE REPUBLIC OF SRPSKA – YEAR 2017

TRAFFIC PARAMETERS

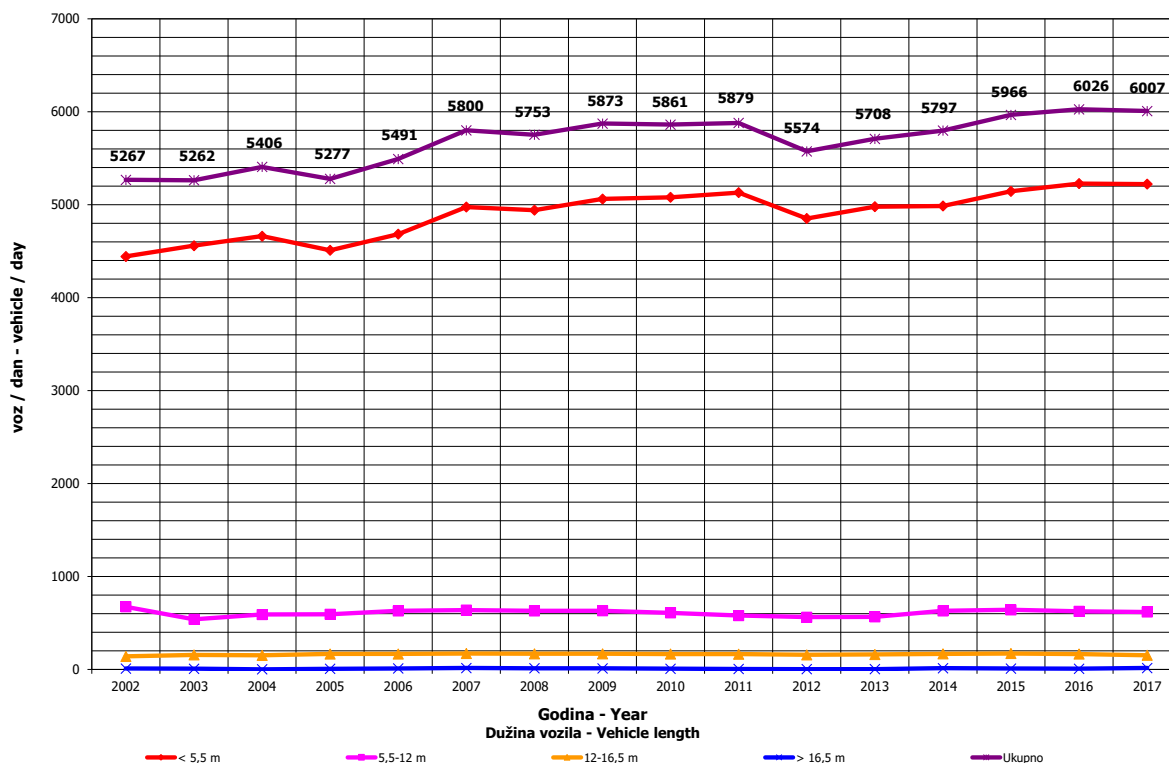
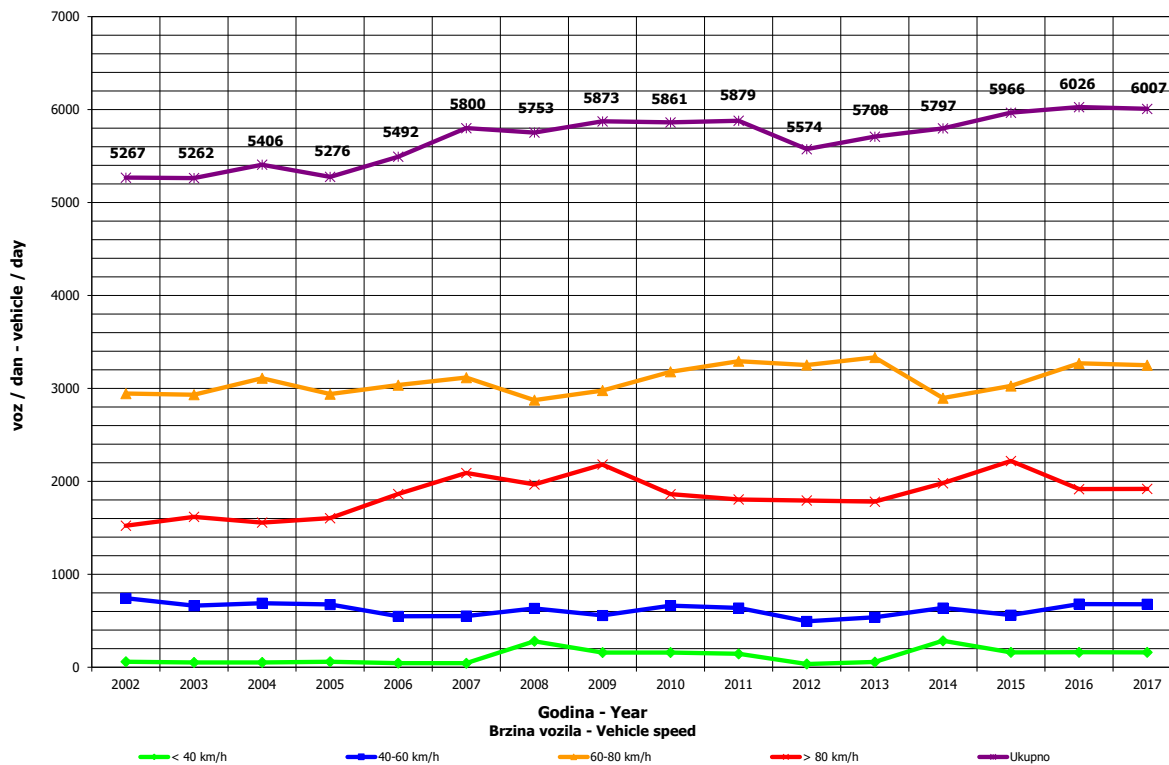
Automatic counter number 000001
 Location / Mileage [km+m] Bistrica / 3+217,00
 Road number / Section M 4 (MI-108) / Lamovita - Ivanjska

Month	Direction	minimum hour		veh/h		maximum hour		veh/h		minimum day		maximum day		day time average (5-21 h)	night average (21-05 h)	working day average	weekend average	summer average
		date/day	hour	hour	veh/h	date/day	hour	date/day	veh/day	date/day	veh/day							
January	I	25/Wednesday	1	4	11	283	20/Friday	1342	1342	1/Sunday	2776	20/Friday	2776	1921	205	2199	1993	
	II	31/Tuesday	3	0	11	275	20/Friday	1444	1444	7/Saturday	2838	20/Friday	2838	1913	190	2209	1913	
	I+II	25/Wednesday	3	6	11	558	20/Friday	2820	2820	1/Sunday	5614	20/Friday	5614	3834	395	4408	3905	
February	I	13/Monday	3	3	17	214	12/Sunday	1881	1881	28/Tuesday	2429	15/Wednesday	2429	2037	184	2244	2166	
	II	13/Monday	2	1	16	238	3/Friday	1770	1770	16/Thursday	2455	18/Saturday	2455	1976	181	2145	2186	
	I+II	13/Monday	2	5	15	416	23/Thursday	3698	3698	5/Sunday	4771	3/Friday	4771	4014	365	4389	4352	
March	I	15/Wednesday	1	2	15	233	31/Friday	1744	1744	14/Tuesday	2862	31/Friday	2862	2079	199	2287	2252	
	II	18/Saturday	6	0	15	365	15/Wednesday	1322	1322	13/Monday	2862	31/Friday	2862	2057	189	2270	2176	
	I+II	13/Monday	2	8	15	537	15/Wednesday	3413	3413	12/Sunday	5614	31/Friday	5614	4136	388	4557	4428	
April	I	17/Monday	2	5	19	339	23/Sunday	2387	2387	21/Friday	3379	28/Friday	3379	2527	291	2827	2806	
	II	11/Tuesday	3	2	15	292	29/Saturday	2310	2310	24/Monday	3579	29/Saturday	3579	2575	271	2846	2845	
	I+II	17/Monday	2	9	16	518	28/Friday	4856	4856	3/Monday	6934	15/Saturday	6934	5102	562	5673	5650	
May	I	16/Tuesday	2	6	11	315	6/Saturday	2475	2475	1/Monday	3368	6/Saturday	3368	2517	323	2844	2830	
	II	23/Tuesday	3	1	11	330	6/Saturday	2158	2158	1/Monday	3469	6/Saturday	3469	2546	305	2874	2794	
	I+II	23/Tuesday	2	14	11	645	6/Saturday	4633	4633	1/Monday	6837	6/Saturday	6837	5062	628	5718	5624	
June	I	27/Tuesday	2	6	20	300	25/Sunday	2502	2502	12/Monday	3126	23/Friday	3126	2455	356	2831	2771	2811
	II	8/Thursday	2	2	16	279	2/Friday	2308	2308	12/Monday	3284	16/Friday	3284	2523	319	2872	2780	2841
	I+II	15/Thursday	2	13	16	491	9/Friday	4810	4810	12/Monday	6381	23/Friday	6381	4978	674	5703	5551	5652
July	I	4/Tuesday	1	8	19	380	23/Sunday	2696	2696	1/Saturday	3726	30/Sunday	3726	2786	479	3255	3285	3265
	II	4/Tuesday	3	7	13	286	23/Sunday	2552	2552	2/Sunday	3751	21/Friday	3751	2883	410	3316	3243	3293
	I+II	4/Tuesday	2	21	19	563	23/Sunday	5514	5514	2/Sunday	7307	21/Friday	7307	5668	889	6571	6528	6557
August	I	30/Wednesday	2	4	19	309	20/Sunday	2906	2906	30/Wednesday	3798	2/Wednesday	3798	2849	435	3280	3296	3284
	II	16/Wednesday	2	5	15	343	5/Saturday	2857	2857	27/Sunday	3715	1/Tuesday	3715	2914	378	3315	3225	3292
	I+II	30/Wednesday	2	10	16	551	4/Friday	5787	5787	30/Wednesday	7406	2/Wednesday	7406	5763	813	6595	6520	6576
September	I	25/Monday	2	6	20	308	24/Sunday	2762	2762	12/Tuesday	3195	24/Sunday	3195	2550	383	2926	2951	2933
	II	22/Friday	2	3	15	294	24/Sunday	2623	2623	17/Sunday	3304	1/Friday	3304	2560	399	2967	2939	2959
	I+II	25/Monday	3	12	16	493	22/Friday	5536	5536	17/Sunday	6354	15/Friday	6354	5110	782	5893	5890	5892
October	I	11/Wednesday	2	4	17	288	29/Sunday	2558	2558	23/Monday	3321	27/Friday	3321	2639	303	2912	3017	
	II	5/Thursday	4	1	16	395	28/Saturday	2470	2470	23/Monday	3579	28/Saturday	3579	2642	294	2927	2958	
	I+II	11/Wednesday	2	13	16	644	28/Saturday	5028	5028	23/Monday	6707	27/Friday	6707	5281	597	5839	5975	
November	I	13/Monday	2	2	9	285	1/Wednesday	2483	2483	30/Thursday	3272	1/Wednesday	3272	2529	241	2766	2783	
	II	28/Tuesday	2	3	15	312	1/Wednesday	2013	2013	23/Thursday	3327	1/Wednesday	3327	2453	229	2667	2721	
	I+II	13/Monday	2	8	15	534	1/Wednesday	4611	4611	23/Thursday	6599	1/Wednesday	6599	4982	470	5433	5503	
December	I	6/Wednesday	2	2	15	290	26/Tuesday	2028	2028	31/Sunday	3193	26/Tuesday	3193	2453	242	2771	2536	
	II	20/Wednesday	2	3	17	327	9/Saturday	2016	2016	31/Sunday	3230	27/Wednesday	3230	2398	230	2721	2433	
	I+II	6/Wednesday	2	10	15	543	26/Tuesday	4044	4044	31/Sunday	6375	27/Wednesday	6375	4851	472	5492	4969	
Year	I	15.3/Wednesday	1	2	19	380	23.7/Sunday	1342	1342	1.1/Sunday	3798	2.8/Wednesday	3798	2448	304	2766	2720	3076
	II	31.1/Tuesday	3	0	16	395	28.10/Saturday	1322	1322	13.3/Monday	3751	2.1.7/Friday	3751	2456	283	2765	2682	3099
	I+II	13.2/Monday	2	5	11	645	6.5/Saturday	2820	2820	1.1/Sunday	7406	2.8/Wednesday	7406	4904	588	5531	5402	6176

GODIŠNJA NERAVNOMJERNOST SAOBRAĆAJNOG TOKA TRAFFIC FLOW ANNUAL VARIATION

Automatski brojač broj - Automatic counter number
 Lokalitet - Location / Stacionaža - Mileage [km+m]
 Broj puta - Road number / Dionica - Section

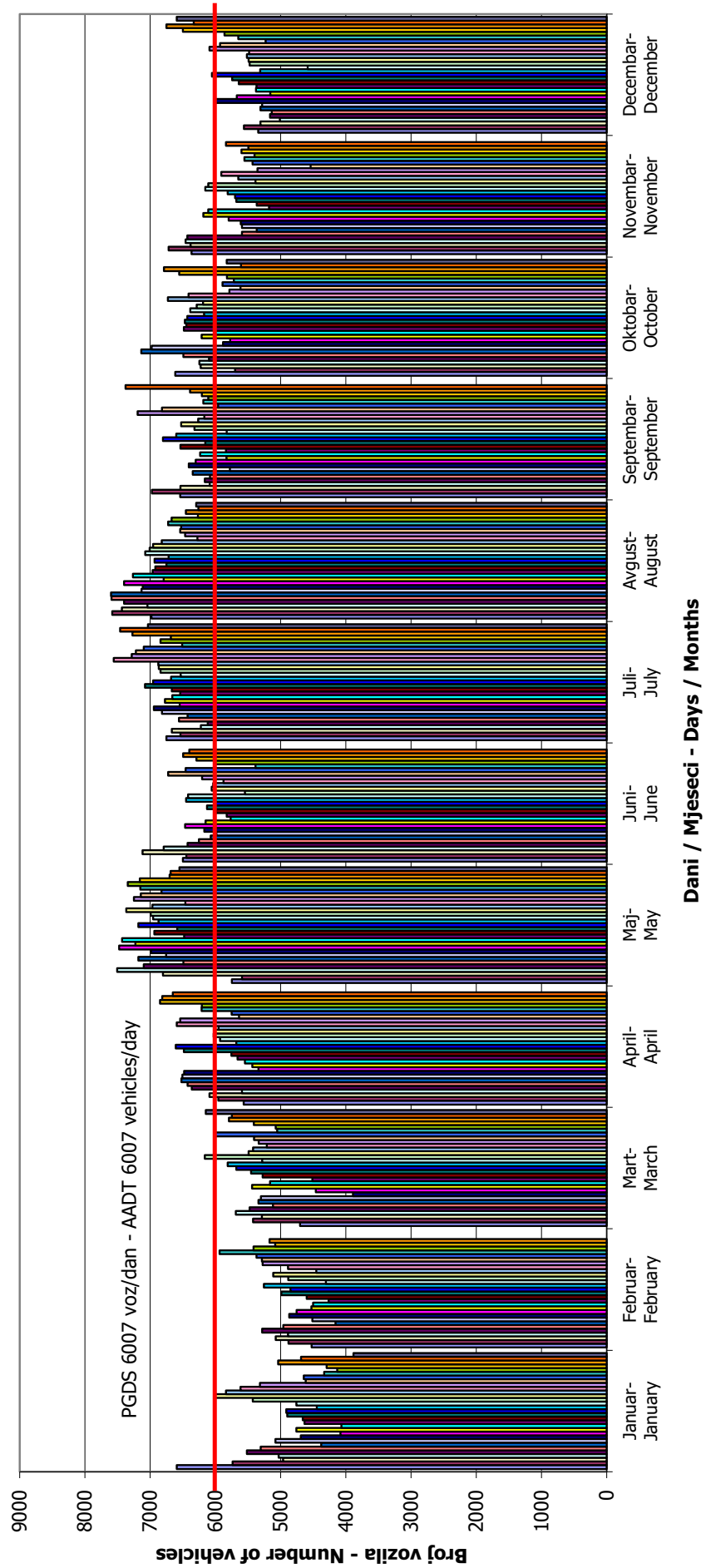
000001
 Bistrica / 3+217,00
 M 4 (MI-108) / Lamovita – Ivanjska



**DNEVNA NERAVNOMJERNOST SAOBRAĆAJNOG TOKA
 TRAFFIC FLOW DAILY VARIATION**

000001
 Bistrica / 3+217,00
 M 4 (MI-108) / Lamovita - Ivanjska

Automatski brojač broj - Automatic counter number
 Lokalizet - Location / Stacionaža - Mileage [km+rm]
 Broj puta - Road number/ Dionica - Section



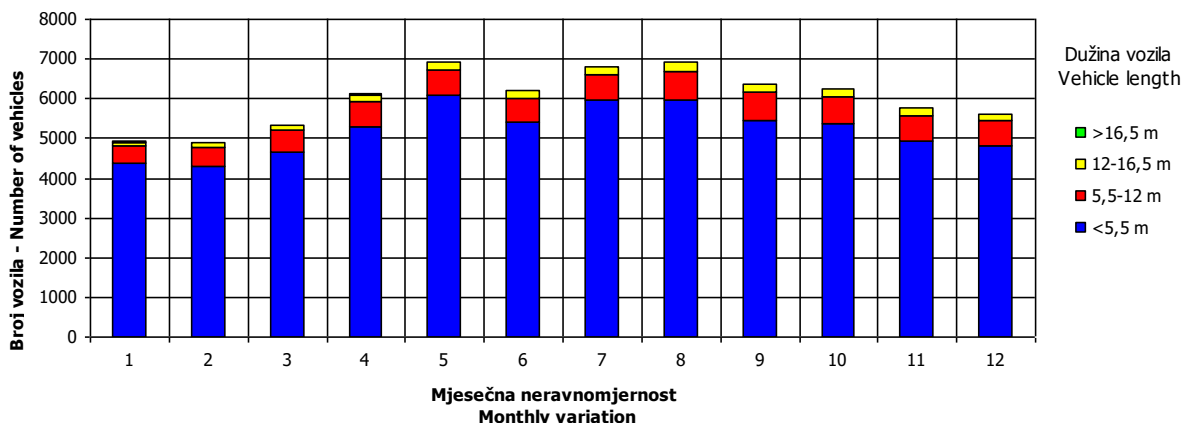
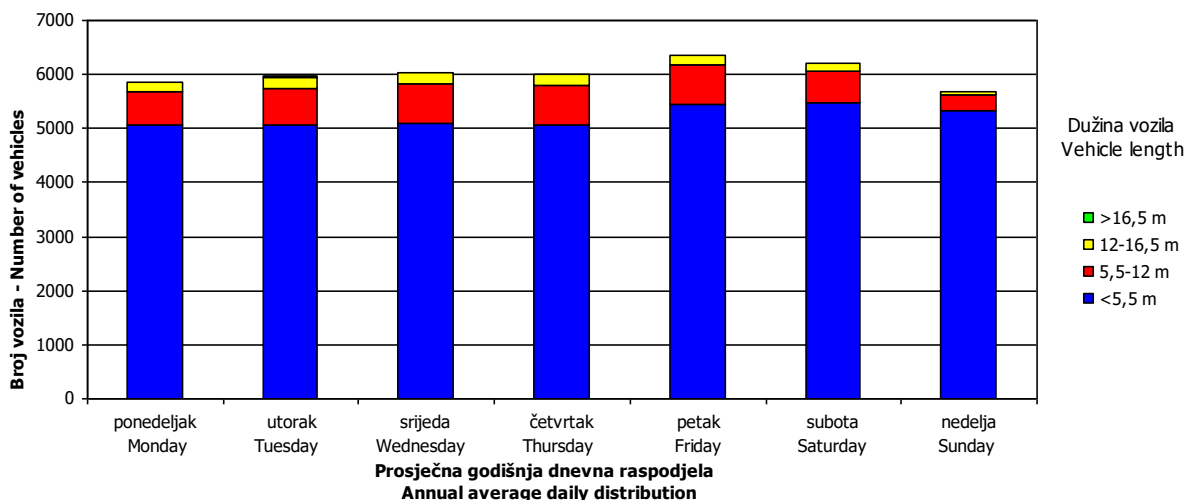
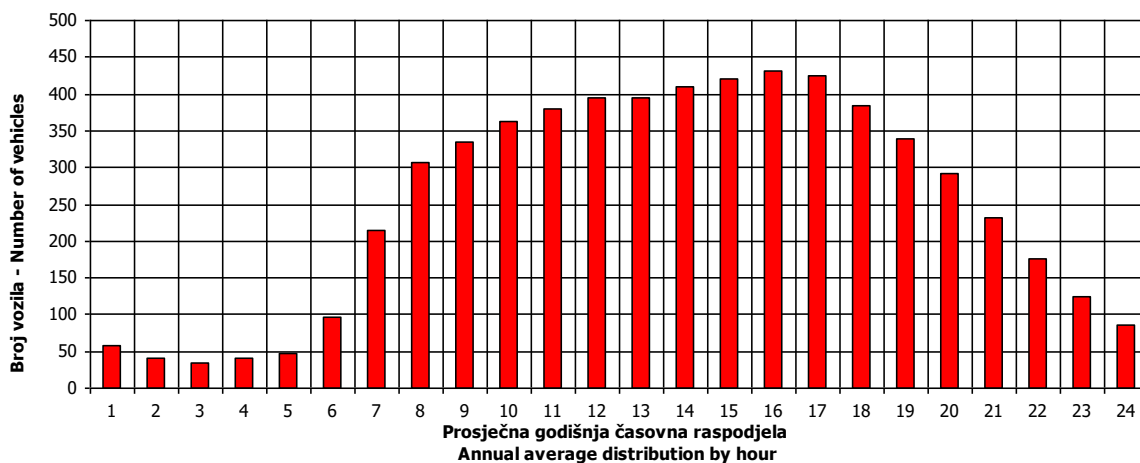
VREMENSKA RASPODJELA SAOBRAĆAJNOG TOKA
TRAFFIC FLOW TIME DISTRIBUTION

1

Automatski brojač broj - Automatic counter number
 Lokalizet - Location / Stacionaža - Mileage [km+m]
 Broj puta - Road number / Dionica - Section

000001
 Bistrica / 3+217,00
 M 4 (MI-108) / Lamovita - Ivanjska

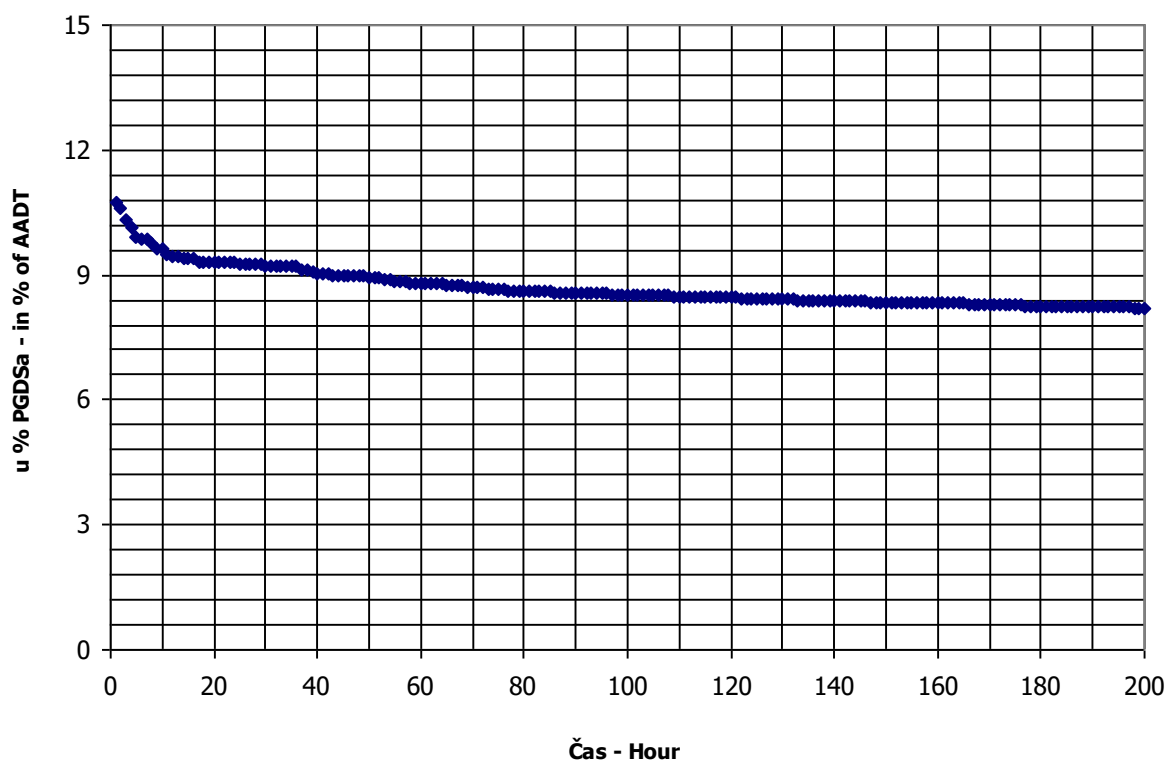
PGDS 6007 voz/dan AADT 6007 veh/day



SATNA DISTRIBUCIJA SAOBRAĆAJNOG TOKA TRAFFIC FLOW HOURLY DISTRIBUTION

Automatski brojač broj - Automatic counter number 000001
 Lokalitet - Location / Stacionaža - Mileage [km+m] Bistrica / 3+217,00
 Broj puta - Road number / Dionica - Section M 4 (MI-108) / Lamovita - Ivanjska

PGDS - AADT	6007 voz/dan - veh/day							
Čas - Hour	Maksimalni vršni sat - Maximum peak hour	10	20	30	40	50	100	200
Sat u danu - Hour of day	11	15	15	14	16	16	11	17
Sat u godini - Hour in year	3012	8656	2824	7191	8633	2849	5028	5682
Dan - Day of week	subota - Saturday	srijeda - Wednesday	petak - Friday	petak - Friday	utorak - Tuesday	subota - Saturday	subota - Saturday	petak - Friday
Datum - Date	6	27	28	27	26	29	29	25
Mjesec - Month	Maj - May	Decembar - December	April - April	Oktobar - October	Decembar - December	April - April	Juli - July	Avgust - August
Vrijednost - Value	645	538	515	504	499	494	479	460
% - percent	11.74	9.80	9.38	9.18	9.09	9.00	8.72	8.38



BROJANJE VOZILA NA MREŽI PUTEVA U REPUBLICI SRPSKOJ – 2017. GODINA
VEHICLE COUNTING ON THE ROAD NETWORK OF THE REPUBLIC OF SRPSKA – YEAR 2017

MJESEČNI BROJ VOZILA
MONTHLY NUMBER OF VEHICLES

2

Automatski brojač broj - Automatic counter number 000002
 Lokalizet - Location / Stacionaža - Mileage [km+m] Ništavci / 9+914,00
 Broj puta - Road number / Dionica - Section M 15 (MII-501) / Tukovi - granica / border RS (Koprivna)

	Mjesec - Month											
	Januar- January	Februar- February	Mart- March	April- April	Maj- May	Juni- June	Juli- July	August- August	Septembar- September	Oktober- October	Novembar- November	Decembar- December
1	4315	2415	2488	4591	3656	2828	3527	5363	3509	3449	3100	2502
2	4184	2362	2271	4729	3578	2985	4158	5800	3788	3027	3807	2952
3	3685	2398	2574	4865	3012	3564	3910	5883	3899	3343	3926	2772
4	4011	2409	3086	4505	3895	3354	3692	5694	3840	3405	3899	2352
5	4245	2717	2812	3025	3157	3466	3581	6423	3299	3539	3967	2525
6	3801	2652	2646	2709	3786	2995	3538	7116	3167	3205	3424	2551
7	2096	2292	2143	2495	3819	3043	3358	8409	3164	3412	2860	2680
8	3084	2424	2254	3076	3624	3160	4256	5964	3132	3676	2620	2591
9	3500	2444	2278	3349	3203	3077	4661	5312	3452	3190	2762	2538
10	2804	2468	2698	3309	3191	3519	4707	5420	3628	3299	2731	2440
11	3233	2633	3054	3095	3406	3551	4375	5504	3333	3001	2956	2183
12	2717	2958	2824	2994	3230	3309	4437	5415	3063	3104	3165	2383
13	2286	3375	2752	3073	3543	3026	4232	5208	2795	3312	2853	2322
14	2103	2714	2636	3342	3548	3018	4696	5312	3007	3747	2766	2434
15	2252	2703	2610	4219	3288	3022	5407	4655	3106	4134	2667	2438
16	2200	2434	2701	3347	3247	3096	6186	4687	3508	3762	2672	2732
17	1936	2371	2748	2875	3005	3461	5657	4002	3404	3270	2559	2247
18	2329	2321	3169	3068	2970	3760	5400	4193	3771	3142	3078	2533
19	2193	2830	2815	2840	3037	3415	5277	4496	3270	3007	2915	2612
20	1712	2720	2725	2592	3298	3203	5524	4395	3168	3065	2540	2510
21	2083	2516	2761	2938	3638	3146	5868	4245	2984	3381	2667	2711
22	2536	2445	2570	3246	3462	3100	6269	3839	2676	3499	2583	3158
23	2415	2459	2554	3245	3082	3077	6547	3514	3117	3333	2782	4026
24	2211	1958	2701	2796	3047	3742	5908	3652	3182	3065	2825	3311
25	2623	2143	3114	2931	2902	3852	4998	3563	3391	2636	3113	2987
26	2839	2852	2918	2915	3472	3512	5193	3980	2891	2667	3082	2667
27	2530	2840	3119	3315	3262	4081	5701	4237	2719	2833	2687	3055
28	2457	2590	3017	3662	1983	3330	5641	3984	2857	3252	2679	3250
29	2437	2604	3170	4485	2183	3322	6562	3517	2882	3376	2545	3541
30	2565		3162	3514	2725	3207	7300	3187	3084	2967	2542	3625
31	2294		3915		2489		6682	3516		2922		3331
Ukupno- Total	85616	74002	86277	101159	99751	99222	157320	150549	97148	101049	88794	85944
Prosjek- Average	2762	2552	2783	3372	3218	3307	5075	4856	3238	3260	2960	2772
Godišnji prosjek (PGDS) - Annual average (AADT)												3352

BROJANJE VOZILA NA MREŽI PUTEVA U REPUBLICI SRPSKOJ – 2017. GODINA
VEHICLE COUNTING ON THE ROAD NETWORK OF THE REPUBLIC OF SRPSKA – YEAR 2017

STRUKTURA SAOBRAĆAJNOG TOKA
TRAFFIC FLOW COMPOSITION

Automatski brojač broj - Automatic counter number 000002
 Lokalizet - Location / Stacionaža - Mileage [km+m] Ništavci / 9+914,00
 Broj puta - Road number / Dionica - Section M 15 (MII-501) / Tukovi - granica / border RS
 (Koprivna)

Mjesec - Month	Smjer - Direction	Dužina vozila - Vehicle length								Ukupno - Total
		< 5,5 m	(%)	5,5 - 12 m	(%)	12 - 16,5 m	(%)	< 16,5 m	(%)	
Januar - January	I	40346	95.4	1728	4.1	211	0.5	7	0.0	42291
	II	41352	95.4	1736	4.0	226	0.5	11	0.0	43325
	ukupno - total	81698	95.4	3464	4.0	436	0.5	18	0.0	85616
Februar - February	I	34004	93.6	2038	5.6	298	0.8	6	0.0	36346
	II	34963	92.8	2203	5.9	479	1.3	10	0.0	37656
	ukupno - total	68967	93.2	4242	5.7	777	1.1	16	0.0	74002
Mart - March	I	41721	93.1	2652	5.9	448	1.0	9	0.0	44830
	II	38354	92.5	2581	6.2	501	1.2	10	0.0	41446
	ukupno - total	80075	92.8	5232	6.1	950	1.1	19	0.0	86277
April - April	I	49285	93.3	3003	5.7	547	1.0	14	0.0	52849
	II	44857	92.9	2916	6.0	519	1.1	17	0.0	48310
	ukupno - total	94142	93.1	5920	5.9	1067	1.1	31	0.0	101159
Maj - May	I	46557	93.0	2940	5.9	530	1.1	9	0.0	50037
	II	46223	93.0	2900	5.8	577	1.2	13	0.0	49714
	ukupno - total	92780	93.0	5841	5.9	1108	1.1	22	0.0	99751
Juni - June	I	45868	92.7	3026	6.1	590	1.2	9	0.0	49493
	II	45846	92.2	3142	6.3	732	1.5	9	0.0	49729
	ukupno - total	91714	92.4	6168	6.2	1322	1.3	18	0.0	99222
Juli - July	I	77029	95.0	3482	4.3	586	0.7	6	0.0	81103
	II	71711	94.1	3793	5.0	693	0.9	20	0.0	76217
	ukupno - total	148740	94.5	7275	4.6	1279	0.8	26	0.0	157320
Avgust - August	I	70809	94.6	3355	4.5	665	0.9	12	0.0	74841
	II	70929	93.7	4033	5.3	740	1.0	7	0.0	75709
	ukupno - total	141737	94.1	7388	4.9	1405	0.9	19	0.0	150549
Septembar - September	I	45451	92.3	3142	6.4	624	1.3	21	0.0	49239
	II	44342	92.6	2974	6.2	576	1.2	17	0.0	47909
	ukupno - total	89793	92.4	6116	6.3	1201	1.2	38	0.0	97148
Oktobar - October	I	47087	92.3	3321	6.5	578	1.1	5	0.0	50991
	II	46415	92.7	3039	6.1	586	1.2	17	0.0	50058
	ukupno - total	93503	92.5	6360	6.3	1165	1.2	22	0.0	101049
Novembar - November	I	41545	92.2	2998	6.7	503	1.1	4	0.0	45051
	II	40394	92.3	2779	6.4	556	1.3	15	0.0	43744
	ukupno - total	81939	92.3	5777	6.5	1060	1.2	19	0.0	88794
Decembar - December	I	40622	92.2	3067	7.0	370	0.8	4	0.0	44063
	II	38552	92.1	2910	6.9	407	1.0	11	0.0	41881
	ukupno - total	79174	92.1	5978	7.0	777	0.9	15	0.0	85944
Ukupno (godišnje) - Total (annual)	I	580324	93.4	34753	5.6	5952	1.0	106	0.0	621134
	II	563939	93.1	35007	5.8	6595	1.1	157	0.0	605698
	ukupno - total	1144263	93.3	69760	5.7	12546	1.0	263	0.0	1226832
Prosjeak (PGDS) - Average (AADT)	I	1586	93.4	95	5.6	16	1.0	0	0.0	1697
	II	1541	93.1	96	5.8	18	1.1	0	0.0	1655
	ukupno - total	3126	93.3	191	5.7	34	1.0	1	0.0	3352

BRONANJE VOZILA NA MREŽI PUTEVA U REPUBLICI SRPSKOJ – 2017. GODINA
VEHICLE COUNTING ON THE ROAD NETWORK OF THE REPUBLIC OF SRPSKA – YEAR 2017

SAOBRAĆAJNI POKAZATELJI

Automatski brojač broj
 Lokaliteta / Stacionaža [km+m]
 Broj puta / Dionica

000002

Ništavci / 9+914,00

M 15 (MII-501) / Tukovi - granica / border RS (Koprivna)

Mjesec	Smjer	minimalni čas		maksimalni čas		minimalni dan		maksimalni dan		dnevni prosjek (05-21 h) (21-05 h)	noćni prosjek (21-05 h)	prosjek radnim danom	prosjek vikendom	ljetni prosjek
		datum/dan	čas	voz/h	datum/dan	čas	voz/h	datum/dan	voz/dan					
Januar	I	27/petak	3	0	19/četvrtak	16	143	24/utorak	786	1604	1040	1137	1159	
	II	27/petak	2	0	1/nedjelja	12	158	24/utorak	781	1615	1086	1130	1260	
Februar	I+II	26/četvrtak	2	1	4/srijeda	10	274	24/utorak	1567	3168	2126	195	2267	2420
	I	28/utorak	4	0	18/subota	14	147	5/nedjelja	847	1355	975	1049	1080	
	II	28/utorak	2	0	18/subota	9	131	28/utorak	849	1241	982	1021	1119	
	I+II	28/utorak	2	0	18/subota	14	225	28/utorak	1742	2594	1957	149	2069	2199
Mart	I	27/ponedjeljak	3	0	31/petak	13	121	13/ponedjeljak	624	1486	986	1062	1141	
	II	27/ponedjeljak	2	0	11/subota	14	160	13/ponedjeljak	660	1375	1003	73	1036	1190
	I+II	15/srijeda	2	1	11/subota	14	238	13/ponedjeljak	1284	2837	1989	169	2098	2331
April	I	25/utorak	3	0	29/subota	12	186	5/srijeda	1228	2335	1446	174	1550	1724
	II	26/srijeda	2	0	30/nedjelja	20	182	5/srijeda	1120	2110	1324	126	1356	1590
	I+II	4/utorak	2	0	15/subota	12	351	5/srijeda	2348	4342	2770	299	2906	3313
	I	31/srijeda	2	0	10/srijeda	16	275	18/četvrtak	1235	1749	1313	160	1448	1534
Maj	II	27/subota	2	1	1/ponedjeljak	11	183	23/utorak	1229	2105	1383	136	1455	1674
	I+II	31/srijeda	2	1	10/srijeda	16	370	23/utorak	2484	3796	2697	296	2904	3208
Juni	I	13/utorak	4	0	3/subota	15	201	7/srijeda	1821	3333	189	1499	1566	1521
	II	23/petak	18	0	3/subota	11	173	7/srijeda	1262	1776	1328	159	1437	1586
	I+II	8/četvrtak	3	3	3/subota	15	273	7/srijeda	2543	3471	2660	348	2936	3151
Juli	I	4/utorak	2	2	20/četvrtak	16	287	3/ponedjeljak	1683	3157	2020	355	2324	2484
	II	5/srijeda	2	1	23/nedjelja	19	237	6/četvrtak	1622	2724	1750	290	1960	2207
	I+II	4/utorak	2	4	23/nedjelja	19	426	6/četvrtak	3344	5832	3770	645	4284	4691
	I	29/utorak	3	0	6/nedjelja	14	301	30/srijeda	1405	3206	1844	265	2055	2264
Avgust	II	23/srijeda	3	2	6/nedjelja	18	345	29/utorak	1484	3758	1837	252	1977	2413
	I+II	23/srijeda	3	5	6/nedjelja	18	526	30/srijeda	2908	6800	3681	517	4032	4677
	I	27/srijeda	1	1	2/subota	17	166	26/utorak	1275	1795	1348	155	1461	1601
Septembar	II	25/ponedjeljak	1	0	24/nedjelja	18	186	26/utorak	1295	1806	1375	129	1443	1646
	I+II	18/ponedjeljak	3	2	24/nedjelja	18	294	26/utorak	2570	3543	2723	284	2904	3248
Oktobar	I	24/utorak	4	0	14/subota	14	192	17/utorak	1292	2056	1381	144	1492	1604
	II	30/ponedjeljak	2	0	29/nedjelja	17	156	17/utorak	1228	1782	1373	113	1442	1592
	I+II	30/ponedjeljak	2	2	14/subota	14	295	17/utorak	2520	3771	2753	257	2934	3197
	I	29/srijeda	4	0	10/petak	16	143	30/četvrtak	1144	1674	1240	109	1336	1385
Novembar	II	29/srijeda	1	0	1/srijeda	15	173	30/četvrtak	1123	1948	1261	87	1311	1452
	I+II	8/srijeda	2	0	1/srijeda	15	300	30/četvrtak	2262	3622	2501	196	2647	2837
Decembar	I	19/utorak	4	0	30/subota	16	200	17/nedjelja	1079	2130	1294	136	1395	1504
	II	15/petak	2	0	31/nedjelja	12	158	21/četvrtak	942	1615	1142	88	1186	1321
	I+II	14/četvrtak	3	0	30/subota	16	310	19/utorak	2171	3533	2436	224	2581	2825
Godina	I	27.1/petak	3	0	6.8/nedjelja	14	301	13.3/ponedjeljak	624	3206	1355	165	1487	1595
	II	27.1/petak	2	0	6.8/nedjelja	18	345	13.3/ponedjeljak	660	3758	1323	135	1401	1587
	I+II	28.2/utorak	2	0	6.8/nedjelja	18	526	13.3/ponedjeljak	1284	6800	2678	300	2887	3181

BRONJANJE VOZILA NA MREŽI PUTEVA U REPUBLICI SRPSKOJ – 2017. GODINA
VEHICLE COUNTING ON THE ROAD NETWORK OF THE REPUBLIC OF SRPSKA – YEAR 2017

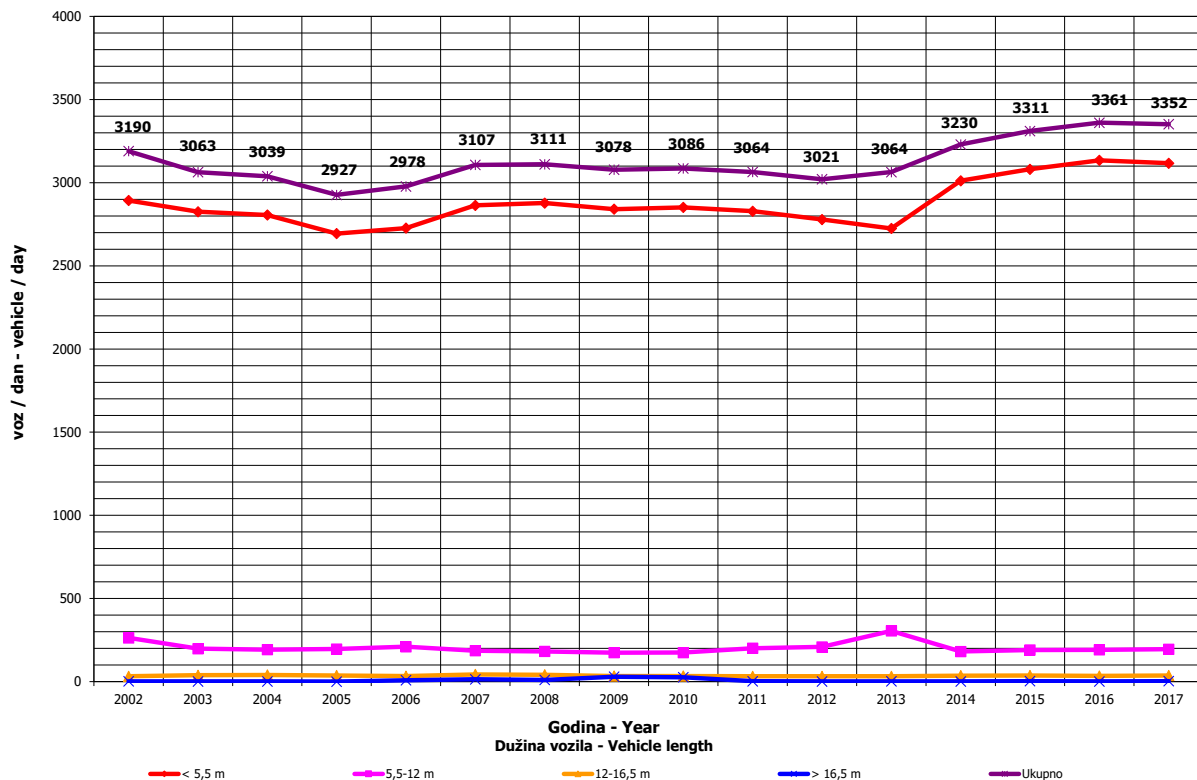
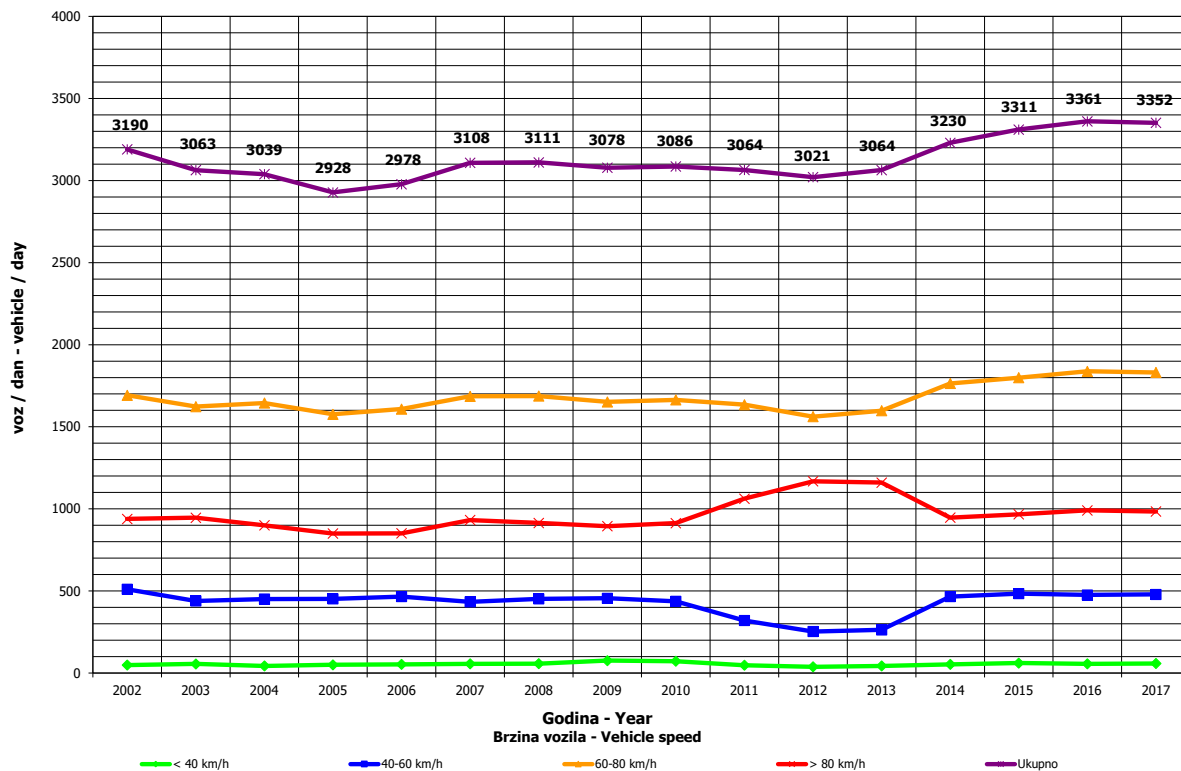
TRAFFIC PARAMETERS

Automatic counter number 000002
 Location / Mileage [km+m] Ništavci / 9+914,00
 Road number / Section M 15 (MII-501) / Tukovi - granica / border RS (Koprivna)

Month	Direction	minimum hour		maximum hour		minimum day		maximum day		day time average (5-21 h)	night average (21-05 h)	working day average	weekend average	summer average
		date/day	hour	veh/h	date/day	hour	veh/day	date/day	veh/day					
January	I	27/Friday	3	0	19/Thursday	16	143	24/Tuesday	786	1040	105	1137	1159	
	II	27/Friday	2	0	1/Sunday	12	158	24/Tuesday	781	1086	90	1130	1260	
February	I+II	26/Thursday	2	1	4/Wednesday	10	274	24/Tuesday	1567	2126	195	2267	2420	
	I	28/Tuesday	4	0	18/Saturday	14	147	5/Sunday	847	975	82	1049	1080	
	II	28/Tuesday	2	0	18/Saturday	9	131	28/Tuesday	849	982	67	1021	1119	
	I+II	28/Tuesday	2	0	18/Saturday	14	225	28/Tuesday	1742	1957	149	2069	2199	
March	I	27/Monday	3	0	31/Friday	13	121	13/Monday	624	986	96	1062	1141	
	II	27/Monday	2	0	11/Saturday	14	160	13/Monday	660	1003	73	1036	1190	
	I+II	15/Wednesday	2	1	11/Saturday	14	238	13/Monday	1284	1989	169	2098	2331	
April	I	25/Tuesday	3	0	29/Saturday	12	186	5/Wednesday	1228	1446	174	1550	1724	
	II	26/Wednesday	2	0	30/Sunday	20	182	5/Wednesday	1120	1324	126	1356	1590	
	I+II	4/Tuesday	2	0	15/Saturday	12	351	5/Wednesday	2348	2770	299	2906	3313	
	I	31/Wednesday	2	0	10/Wednesday	16	275	18/Thursday	1235	1313	160	1448	1534	
May	II	27/Saturday	2	1	1/Monday	11	183	23/Tuesday	1229	2105	136	1455	1674	
	I+II	31/Wednesday	2	1	10/Wednesday	16	370	23/Tuesday	2484	2697	296	2904	3208	
June	I	13/Tuesday	4	0	3/Saturday	15	201	7/Wednesday	1281	1333	189	1499	1566	1521
	II	23/Friday	18	0	3/Saturday	11	173	7/Wednesday	1262	1328	159	1437	1586	1486
	I+II	8/Thursday	3	3	3/Saturday	15	273	7/Wednesday	2543	2660	348	2936	3151	3008
July	I	4/Tuesday	2	2	20/Thursday	16	287	3/Monday	1683	2020	355	2324	2484	2376
	II	5/Wednesday	2	1	23/Sunday	19	237	6/Thursday	1622	1750	290	1960	2207	2040
	I+II	4/Tuesday	2	4	23/Sunday	19	426	6/Thursday	3344	3770	645	4284	4691	4415
	I	29/Tuesday	3	0	6/Sunday	14	301	30/Wednesday	1405	1844	265	2055	2264	2109
August	II	23/Wednesday	3	2	6/Sunday	18	345	29/Tuesday	1484	1837	252	1977	2413	2089
	I+II	23/Wednesday	3	5	6/Sunday	18	526	30/Wednesday	2908	3681	517	4032	4677	4198
September	I	27/Wednesday	1	1	2/Saturday	17	166	26/Tuesday	1275	1348	155	1461	1601	1503
	II	25/Monday	1	0	24/Sunday	18	186	26/Tuesday	1295	1375	129	1443	1646	1504
October	I+II	18/Monday	3	2	24/Sunday	18	294	26/Tuesday	2570	2723	284	2904	3248	3007
	I	24/Tuesday	4	0	14/Saturday	14	192	17/Tuesday	1292	1381	144	1492	1604	
November	II	30/Monday	2	0	29/Sunday	17	156	17/Tuesday	1228	1373	113	1442	1592	
	I+II	29/Wednesday	4	0	10/Friday	16	143	30/Tuesday	1144	1240	109	1336	1385	
December	I	8/Wednesday	1	0	1/Wednesday	15	173	30/Thursday	1123	1261	87	1311	1452	
	I+II	29/Wednesday	2	0	1/Wednesday	15	300	30/Thursday	2267	2501	196	2647	2837	
Year	I	19/Tuesday	4	0	30/Saturday	16	200	17/Sunday	1079	1294	136	1395	1504	
	II	15/Friday	2	0	31/Sunday	12	158	21/Thursday	942	1142	88	1186	1321	
Year	I+II	14/Thursday	3	0	30/Saturday	16	310	19/Tuesday	2171	2436	224	2581	2825	
	I	27.1/Friday	3	0	6.8/Sunday	14	301	13.3/Monday	624	1355	165	1487	1595	1883
II	27.1/Friday	2	0	6.8/Sunday	18	345	13.3/Monday	660	1323	135	1401	1587	1785	
I+II	28.2/Tuesday	2	0	6.8/Sunday	18	526	13.3/Monday	1284	2678	300	2887	3181	3668	

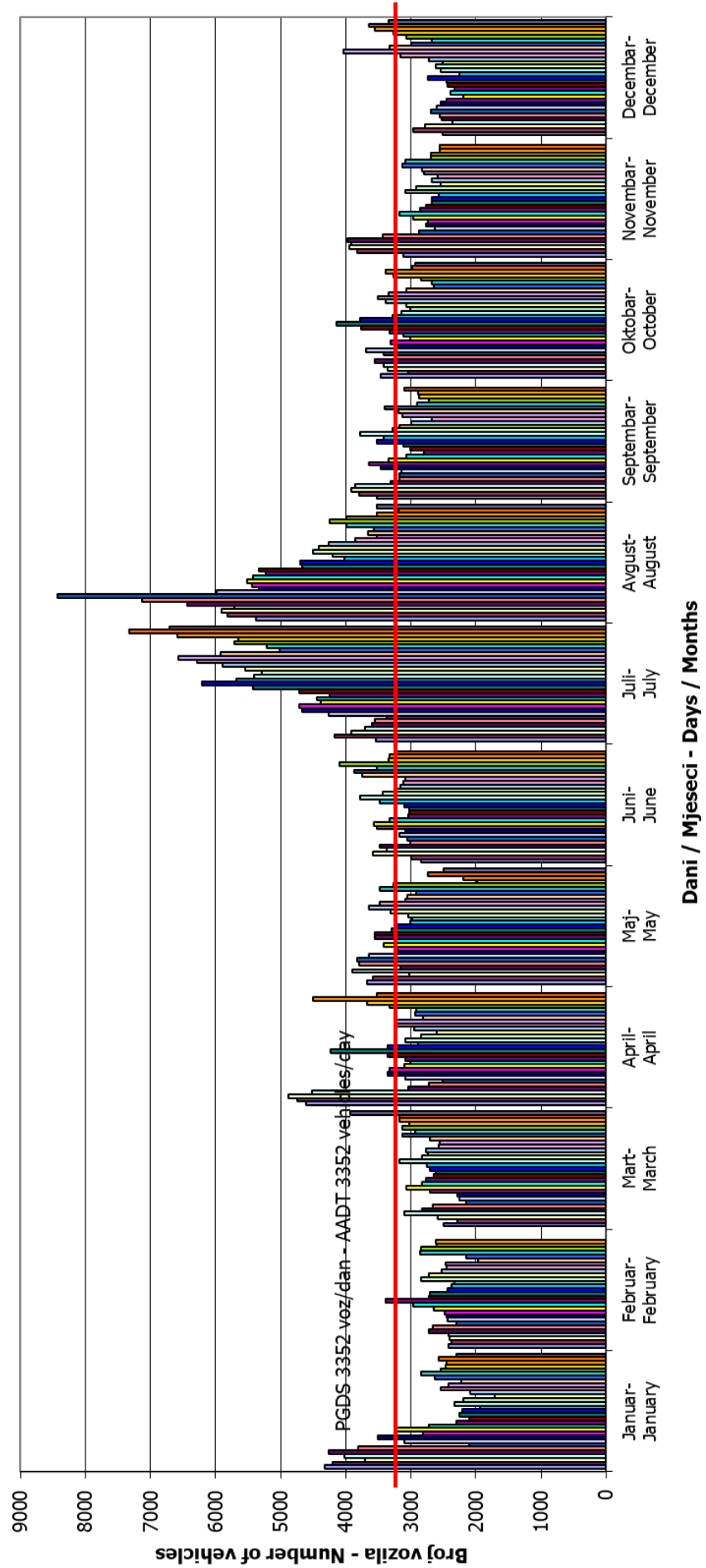
GODIŠNJA NERAVNOMJERNOST SAOBRAĆAJNOG TOKA TRAFFIC FLOW ANNUAL VARIATION

Automatski brojač broj - Automatic counter number 000002
 Lokalizet - Location / Stacionaža - Mileage [km+m] Ništavci / 9+914,00
 Broj puta - Road number / Dionica - Section M 15 (MII-501) / Tukovi - granica / border RS (Koprivna)



**DNEVNA NERAVNOMJERNOST SAOBRAĆAJNOG TOKA
 TRAFFIC FLOW DAILY VARIATION**

Automatski brojač broj - Automatic counter number 000002
 Lokalityet - Location / Stacionaža - Mileage [km+m] Nišavci / 9+914,00
 Broj puta - Road number/ Dionica - Section M 15 (MII-501) / Tukovi - granica / border RS (Koprivna)



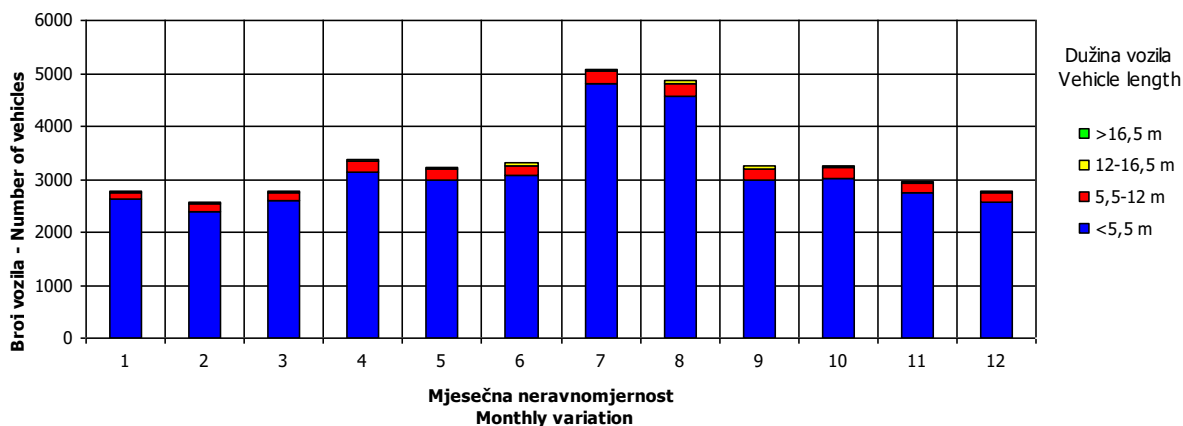
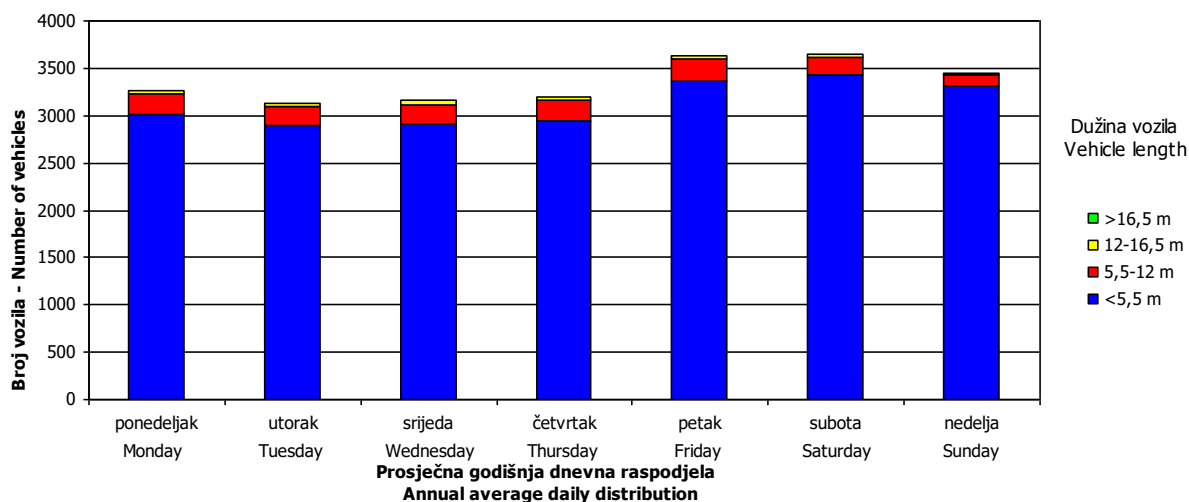
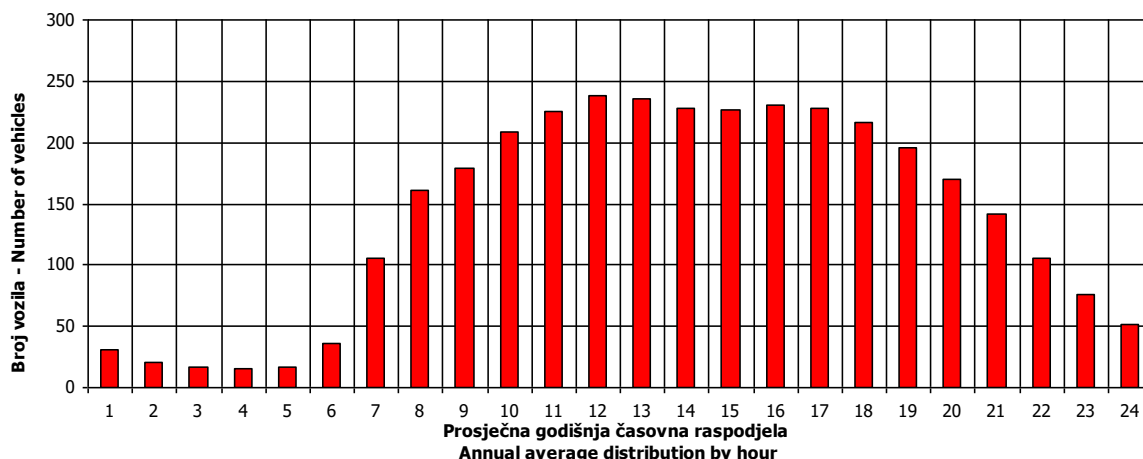
VREMENSKA RASPODJELA SAOBRAĆAJNOG TOKA TRAFFIC FLOW TIME DISTRIBUTION

Automatski brojač broj - Automatic counter number
 Lokalizet - Location / Stacionaža - Mileage [km+m]
 Broj puta - Road number / Dionica - Section

000002
 Ništavci / 9+914,00
 M 15 (MII-501) / Tukovi - granica / border RS
 (Koprivna)

PGDS 3352 voz/dan

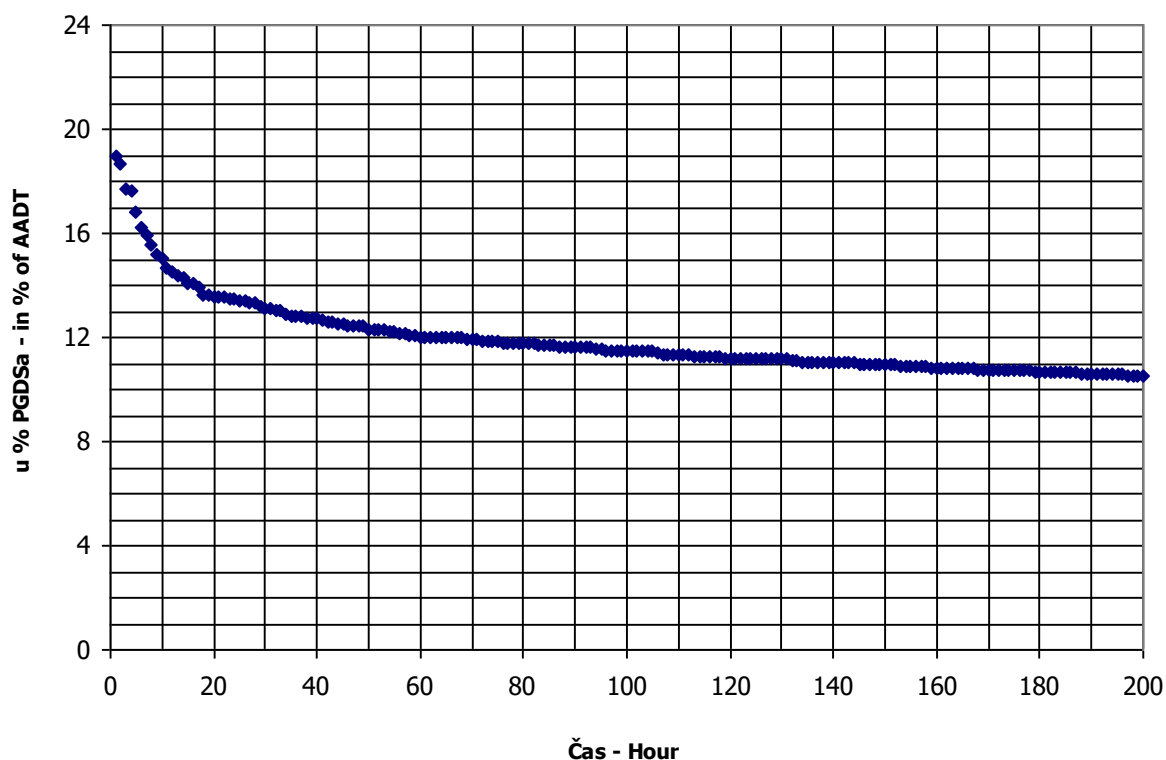
AADT 3352 veh/day



SATNA DISTRIBUCIJA SAOBRAĆAJNOG TOKA TRAFFIC FLOW HOURLY DISTRIBUTION

Automatski brojač broj - Automatic counter number 000002
 Lokalitet - Location / Stacionaža - Mileage [km+m] Ništavci / 9+914,00
 Broj puta - Road number / Dionica - Section M 15 (MII-501) / Tukovi - granica / border RS (Koprivna)

PGDS - AADT	3352 voz/dan - veh/day							
Čas - Hour	Maksimalni vršni sat - Maximum peak hour	10	20	30	40	50	100	200
Sat u danu - Hour of day	0	9	19	5	15	1	3	7
Sat u godini - Hour in year	1	10	20	30	40	50	100	200
Dan - Day of week	nedelja - Sunday	nedelja - Sunday	nedelja - Sunday	ponedeljak - Monday	ponedeljak - Monday	utorak - Tuesday	četvrtak - Thursday	ponedeljak - Monday
Datum - Date	1	1	1	2	2	3	5	9
Mjesec - Month	Januar - January	Januar - January	Januar - January	Januar - January	Januar - January	Januar - January	Januar - January	Januar - January
Vrijednost - Value	44	164	123	24	218	13	17	121
% - percent	17.67	13.40	12.66	12.19	11.79	11.52	10.71	9.94



BROJANJE VOZILA NA MREŽI PUTEVA U REPUBLICI SRPSKOJ – 2017. GODINA
VEHICLE COUNTING ON THE ROAD NETWORK OF THE REPUBLIC OF SRPSKA – YEAR 2017

MJESEČNI BROJ VOZILA
MONTHLY NUMBER OF VEHICLES

Automatski brojač broj - Automatic counter number
 Lokalitet - Location / Stacionaža - Mileage [km+m]
 Broj puta - Road number / Dionica - Section

000003
 Svodna / 5+417,00
 M 4 (MI-108) / Blagaj - Dragotinja

3

	Mjesec - Month											
	Januar- January	Februar- February	Mart- March	April- April	Maj- May	Juni- June	Juli- July	August- August	Septembar- September	Oktober- October	Novembar- November	Decembar- December
1	2021	2364	3263	4130	4212	3743	4668	5490	4187	3897	3639	3053
2	2950	2551	3096	4492	3309	4218	4254	5033	4631	3024	3649	3625
3	2912	2794	3248	3876	3858	4305	3984	5046	4080	3811	3686	2999
4	3402	2904	3737	4318	3857	3845	4083	5196	3980	3607	4189	2307
5	3350	3350	3347	4107	4164	3648	3927	5603	3933	3788	3704	3097
6	2647	2443	2600	4060	4307	3856	4367	5384	3900	3997	3023	3063
7	2015	1624	2959	3967	3953	3776	4170	5134	4280	4705	3622	3325
8	2892	2563	2940	4207	3339	3765	4951	5173	3480	4187	3411	3275
9	2478	2608	1935	4073	3678	3810	4673	4788	4410	3700	3283	3405
10	2348	2409	2284	2957	3660	4274	4403	4451	4008	3696	3526	3222
11	3246	2257	3176	3453	4049	3813	4529	4706	3822	3804	4179	2322
12	1992	2827	2798	3586	4105	3629	4396	5106	3972	3745	3993	2960
13	3242	1929	2370	3504	4594	3923	4312	4680	3711	4013	3223	3119
14	2719	2084	3289	3601	3834	3709	4609	4670	4082	4453	3616	3218
15	3416	2749	3212	4137	3078	3866	5223	4751	4003	4022	3186	3129
16	2954	2799	3277	3783	3591	3947	5201	4753	4729	3281	3673	3429
17	2267	3057	3562	3092	3641	4437	4528	4506	4361	3709	3587	2432
18	3128	3021	4139	3598	3629	3947	4676	4792	3096	3648	4114	2559
19	3002	3568	3610	3716	3763	3401	4805	4967	3944	3702	3699	3036
20	3351	3178	3077	3705	4276	3893	5354	4693	3935	3756	3438	3017
21	3126	2475	3429	3799	4205	3687	4885	4475	3932	4436	3414	3422
22	3317	3125	3315	4397	3534	3775	5645	4273	3893	3777	3251	3672
23	2819	3127	3432	4193	3995	4527	5587	4390	4553	3313	3556	4391
24	2163	3152	3522	3059	3867	4777	5120	4373	3937	3676	3273	3510
25	2859	3396	4106	3782	3791	3974	5217	4264	3109	3598	3659	2718
26	2736	3796	3162	3966	3904	3772	4846	4670	3860	3764	3150	3414
27	2519	3374	3046	4024	4468	4011	4933	4306	3631	3801	2478	3276
28	2500	2774	3527	4185	4017	4034	5063	4334	3846	4559	2943	3537
29	2996	3356	3741	5448	3540	3982	5909	4089	3885	4372	3110	3770
30	2530		3958	3786	3555	4142	5623	3918	4651	3900	2897	3902
31	1537		4515		3557		5610	4120		5148		3217
Ukupno- Total	85384	81627	101660	117057	119329	118510	149604	146181	119866	120911	104187	99401
Prosjek- Average	2754	2815	3279	3902	3849	3950	4826	4716	3996	3900	3473	3206
Godišnji prosjek (PGDS) - Annual average (AADT)												3726

BROJANJE VOZILA NA MREŽI PUTEVA U REPUBLICI SRPSKOJ – 2017. GODINA
VEHICLE COUNTING ON THE ROAD NETWORK OF THE REPUBLIC OF SRPSKA – YEAR 2017

STRUKTURA SAOBRAĆAJNOG TOKA
TRAFFIC FLOW COMPOSITION

Automatski brojač broj - Automatic counter number
 Lokalizet - Location / Stacionaža - Mileage [km+m]
 Broj puta - Road number / Dionica - Section

000003
 Svodna / 5+417,00
 M 4 (MI-108) / Blagaj - Dragotinja

Mjesec - Month	Smjer - Direction	Dužina vozila - Vehicle length								Ukupno - Total
		< 5,5 m	(%)	5,5 - 12 m	(%)	12 - 16,5 m	(%)	< 16,5 m	(%)	
Januar - January	I	37799	89.2	3718	8.8	808	1.9	43	0.1	42368
	II	38355	89.2	3636	8.5	1007	2.3	18	0.0	43016
	ukupno - total	76154	89.2	7354	8.6	1815	2.1	61	0.1	85384
Februar - February	I	36038	87.6	4123	10.0	945	2.3	31	0.1	41137
	II	35149	86.8	4189	10.3	1139	2.8	14	0.0	40491
	ukupno - total	71187	87.2	8312	10.2	2084	2.6	45	0.1	81627
Mart - March	I	44694	86.6	5545	10.7	1363	2.6	16	0.0	51618
	II	42590	85.1	5820	11.6	1620	3.2	11	0.0	50041
	ukupno - total	87285	85.9	11365	11.2	2983	2.9	27	0.0	101660
April - April	I	51607	87.1	6066	10.2	1586	2.7	11	0.0	59270
	II	49542	85.7	6341	11.0	1884	3.3	20	0.0	57787
	ukupno - total	101150	86.4	12406	10.6	3470	3.0	31	0.0	117057
Maj - May	I	52253	87.3	5886	9.8	1691	2.8	24	0.0	59854
	II	51009	85.8	6394	10.8	2062	3.5	10	0.0	59475
	ukupno - total	103262	86.5	12281	10.3	3753	3.1	34	0.0	119329
Juni - June	I	51869	86.7	6275	10.5	1685	2.8	14	0.0	59843
	II	49824	84.9	6799	11.6	2034	3.5	10	0.0	58667
	ukupno - total	101693	85.8	13073	11.0	3719	3.1	24	0.0	118510
Juli - July	I	67862	89.5	6168	8.1	1810	2.4	17	0.0	75857
	II	64877	88.0	6693	9.1	2165	2.9	12	0.0	73747
	ukupno - total	132739	88.7	12861	8.6	3975	2.7	29	0.0	149604
Avgust - August	I	64172	88.0	6924	9.5	1769	2.4	25	0.0	72890
	II	63482	86.6	7588	10.4	2214	3.0	6	0.0	73290
	ukupno - total	127654	87.3	14512	9.9	3984	2.7	31	0.0	146181
Septembar - September	I	51255	84.9	7312	12.1	1789	3.0	40	0.1	60396
	II	49637	83.5	7640	12.8	2182	3.7	11	0.0	59469
	ukupno - total	100892	84.2	14952	12.5	3971	3.3	51	0.0	119866
Oktobar - October	I	51694	85.1	7225	11.9	1767	2.9	48	0.1	60734
	II	50527	84.0	7440	12.4	2194	3.6	16	0.0	60177
	ukupno - total	102221	84.5	14664	12.1	3962	3.3	64	0.1	120911
Novembar - November	I	45014	86.1	5838	11.2	1401	2.7	29	0.1	52282
	II	43952	84.7	6143	11.8	1792	3.5	18	0.0	51905
	ukupno - total	88966	85.4	11981	11.5	3193	3.1	47	0.0	104187
Decembar - December	I	44536	87.3	5292	10.4	1156	2.3	36	0.1	51020
	II	41635	86.1	5328	11.0	1404	2.9	15	0.0	48381
	ukupno - total	86171	86.7	10620	10.7	2560	2.6	51	0.1	99401
Ukupno (godišnje) - Total (annual)	I	598794	87.1	70372	10.2	17771	2.6	333	0.0	687270
	II	580579	85.8	74010	10.9	21697	3.2	160	0.0	676446
	ukupno - total	1179373	86.5	144382	10.6	39468	2.9	493	0.0	1363716
Prosjek (PGDS) - Average (AADT)	I	1636	87.1	192	10.2	49	2.6	1	0.0	1878
	II	1586	85.8	202	10.9	59	3.2	0	0.0	1848
	ukupno - total	3222	86.5	394	10.6	108	2.9	1	0.0	3726

BRONANJE VOZILA NA MREŽI PUTEVA U REPUBLICI SRPSKOJ – 2017. GODINA
VEHICLE COUNTING ON THE ROAD NETWORK OF THE REPUBLIC OF SRPSKA – YEAR 2017

SAOBRAĆAJNI POKAZATELJI

Automatski brojač broj
 Lokaliteta / Stacionaža [km+m]
 Broj puta / Dionica

000003

Svodna / 5+417,00
 M 4 (MI-108) / Blagaj - Dragotinija

Mjesec	Smjer	minimalni čas		maksimalni čas		minimalni dan		maksimalni dan		dnevni prosjek (05-21 h) (21-05 h)	noćni prosjek (21-05 h)	prosjek radnim danom	prosjek vikendom	ljetni prosjek
		datum/dan	čas	voz/h	voz/dan	datum/dan	voz/dan	datum/dan	voz/dan					
Januar	I	2/ponedjeljak	3	0	20/petak	10	137	1/nedjelja	582	1472	1053	92	1237	979
	II	26/četvrtak	2	0	15/nedjelja	14	141	1/nedjelja	719	1440	1080	84	1226	1050
	I+II	26/četvrtak	2	3	20/petak	10	266	1/nedjelja	1301	2839	2133	176	2463	2029
Februar	I	28/utorak	1	1	18/subota	9	139	5/nedjelja	867	1544	1165	94	1306	1141
	II	28/utorak	2	0	25/subota	12	169	5/nedjelja	976	1413	1161	82	1254	1215
	I+II	28/utorak	1	2	25/subota	12	266	5/nedjelja	1843	2957	2326	176	2560	2356
Mart	I	14/utorak	2	0	31/petak	15	154	13/ponedjeljak	782	1850	1202	107	1349	1197
	II	28/utorak	2	0	26/nedjelja	16	146	13/ponedjeljak	745	1696	1192	93	1290	1267
	I+II	13/ponedjeljak	3	2	31/petak	16	273	13/ponedjeljak	1527	3546	2394	200	2639	2464
April	I	17/ponedjeljak	1	2	28/petak	14	195	2/nedjelja	1139	2419	1551	165	1761	1650
	II	19/srijeda	2	0	17/ponedjeljak	16	227	24/ponedjeljak	1319	2514	1519	143	1694	1615
	I+II	19/srijeda	2	5	28/petak	14	353	2/nedjelja	2480	4470	3071	308	3455	3265
Maj	I	31/srijeda	1	3	12/petak	14	168	1/ponedjeljak	1200	2124	1514	171	1721	1593
	II	10/srijeda	2	1	2/utorak	16	193	30/utorak	1537	2070	1569	154	1720	1730
	I+II	24/srijeda	1	8	2/utorak	13	303	1/ponedjeljak	2848	4063	3082	325	3441	3323
Juni	I	20/utorak	3	4	15/četvrtak	11	164	11/nedjelja	1265	2084	1538	202	1801	1616
	II	21/srijeda	2	1	30/petak	17	154	12/ponedjeljak	1450	1975	1540	174	1720	1701
	I+II	19/ponedjeljak	2	9	2/petak	11	291	4/nedjelja	2812	4040	3077	376	3522	3316
Juli	I	24/ponedjeljak	3	4	20/četvrtak	9	239	2/nedjelja	1552	2759	1835	257	2137	2091
	II	5/srijeda	2	1	22/subota	14	255	2/nedjelja	1650	2506	1818	284	2073	2071
	I+II	4/utorak	2	8	22/subota	14	411	2/nedjelja	3202	5254	3653	541	4210	4162
Avgust	I	30/srijeda	2	5	4/petak	12	211	27/nedjelja	1546	2598	1833	239	2101	1991
	II	22/utorak	3	0	15/utorak	17	214	30/srijeda	1721	2541	1857	230	2089	2081
	I+II	29/utorak	3	10	4/petak	12	378	27/nedjelja	3371	4933	3691	469	4190	4072
Septembar	I	25/ponedjeljak	2	2	23/subota	13	191	24/nedjelja	1445	2151	1616	186	1833	1728
	II	28/četvrtak	2	1	23/subota	9	164	26/utorak	1633	2019	1624	174	1792	1811
	I+II	13/srijeda	2	5	15/petak	14	321	24/nedjelja	3080	4170	3240	359	3625	3539
Oktobar	I	23/ponedjeljak	3	3	28/subota	10	197	1/nedjelja	1309	2208	1592	166	1786	1692
	II	31/utorak	2	0	29/nedjelja	15	178	22/nedjelja	1401	2030	1583	142	1737	1696
	I+II	31/utorak	2	6	31/utorak	15	334	22/nedjelja	2772	4178	3176	308	3523	3387
Novembar	I	27/ponedjeljak	3	2	1/srijeda	9	245	1/ponedjeljak	1261	2173	1475	134	1645	1509
	II	28/utorak	2	0	1/srijeda	16	288	26/nedjelja	1434	2418	1502	118	1618	1625
	I+II	27/ponedjeljak	3	3	1/srijeda	16	413	26/nedjelja	2695	4591	2977	252	3263	3133
Decembar	I	25/ponedjeljak	1	1	8/petak	14	187	17/nedjelja	1133	2307	1487	134	1672	1516
	II	11/ponedjeljak	2	0	27/srijeda	16	175	31/nedjelja	1110	2011	1437	111	1609	1420
	I+II	13/srijeda	3	6	27/srijeda	15	348	31/nedjelja	2289	4023	2924	246	3281	2936
Godina	I	2.1/ponedjeljak	3	0	1.11/srijeda	9	245	1.1/nedjelja	582	2759	1491	165	1699	1559
	II	26.1/četvrtak	2	0	1.11/srijeda	16	288	1.1/nedjelja	719	2541	1492	147	1656	1602
	I+II	28.2/utorak	1	2	1.11/srijeda	16	413	1.1/nedjelja	1301	5254	2983	312	3354	3161

BROJANJE VOZILA NA MREŽI PUTEVA U REPUBLICI SRPSKOJ – 2017. GODINA
VEHICLE COUNTING ON THE ROAD NETWORK OF THE REPUBLIC OF SRPSKA – YEAR 2017

TRAFFIC PARAMETERS

Automatic counter number
 Location / Mileage [km+m]
 Road number / Section

000003

Svodna / 5+417,00

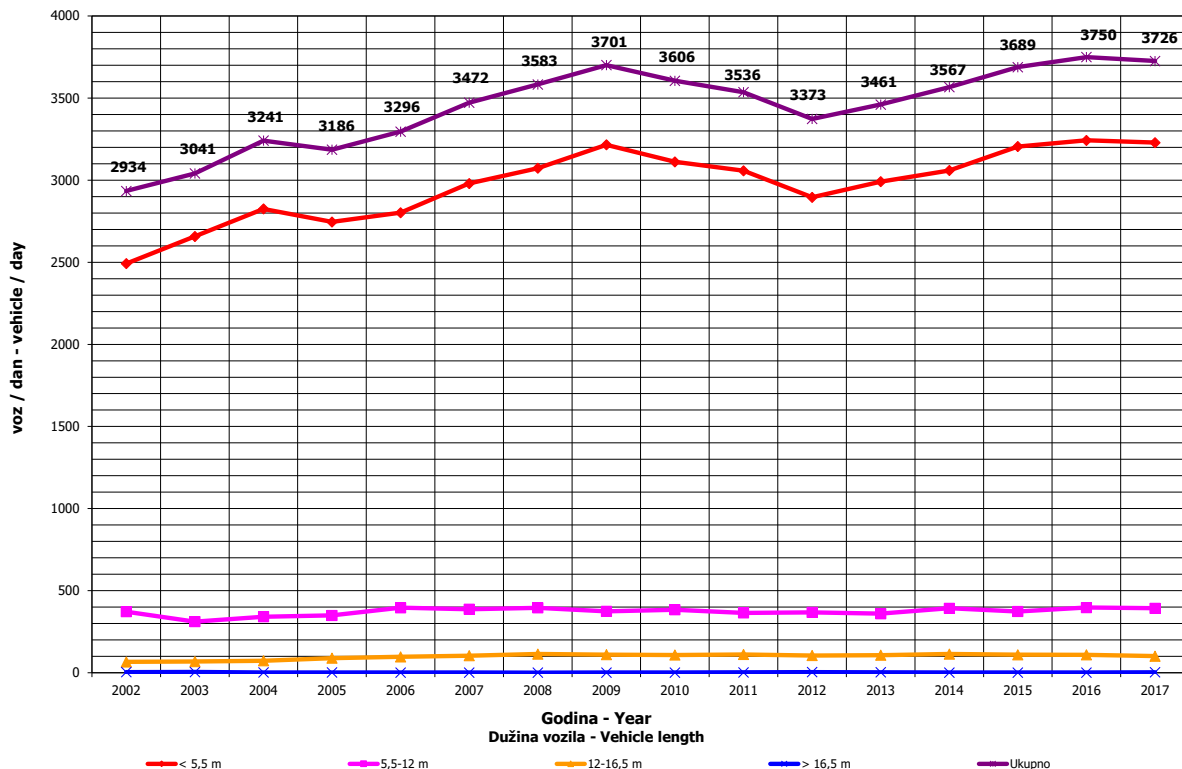
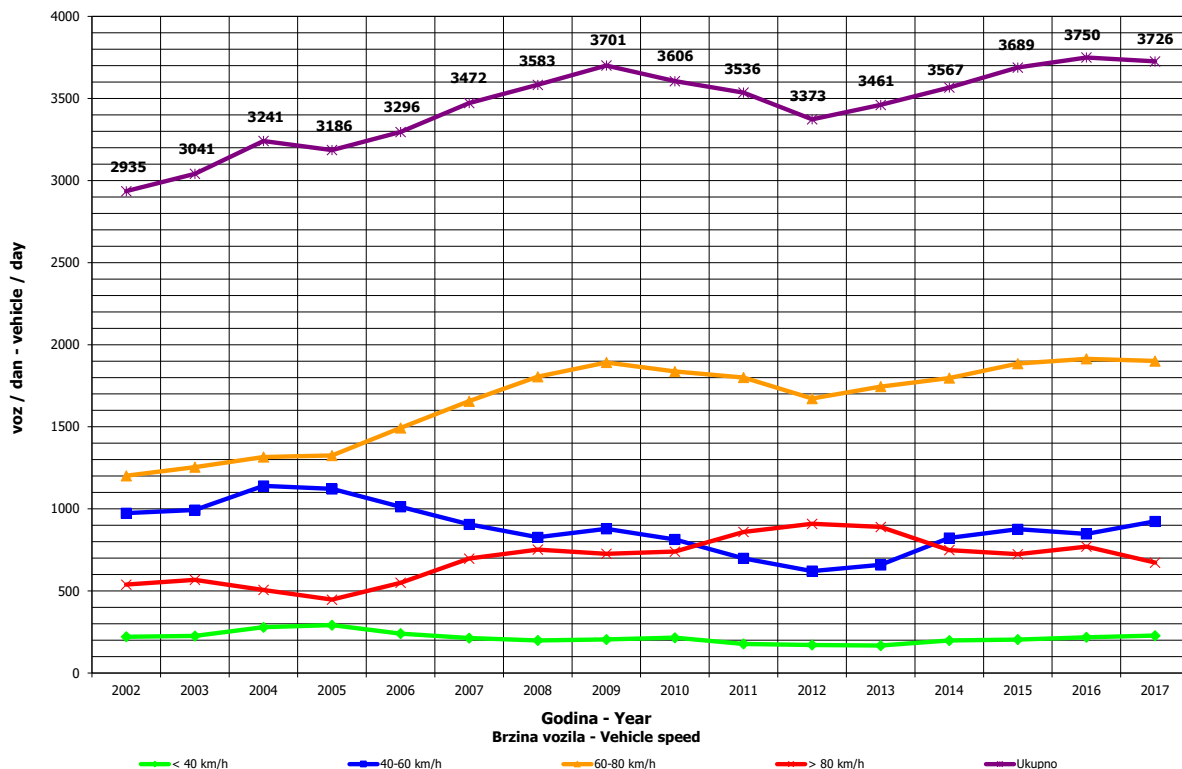
M 4 (MI-108) / Blagaj - Dragotinja

Month	Direction	minimum hour		maximum hour		veh/h	minimum day		maximum day		day time average (5-21 h)	night average (21-05 h)	working day average	weekend average	summer average	
		date/day	hour	date/day	hour		date/day	veh/day	date/day	veh/day						
January	I	2/Monday	3	0	20/Friday	10	137	1/Sunday	582	14/Friday	1472	92	1237	979		
	II	26/Thursday	2	0	15/Sunday	14	141	1/Sunday	719	13/Friday	1440	84	1226	1050		
	I+II	26/Thursday	2	3	20/Friday	10	266	1/Sunday	1301	20/Friday	2839	176	2463	2029		
February	I	28/Tuesday	1	1	18/Saturday	9	139	5/Sunday	867	17/Friday	1544	94	1306	1141		
	II	28/Tuesday	2	0	25/Saturday	12	169	5/Sunday	976	17/Friday	1413	82	1254	1215		
	I+II	28/Tuesday	1	2	25/Saturday	12	266	5/Sunday	1843	17/Friday	2957	176	2560	2356		
March	I	14/Tuesday	2	0	31/Friday	15	154	13/Monday	782	31/Friday	1850	107	1349	1197		
	II	28/Tuesday	2	0	26/Sunday	16	146	13/Monday	745	31/Friday	1696	93	1290	1267		
	I+II	13/Monday	3	2	31/Friday	16	273	13/Monday	1527	31/Friday	3546	200	2639	2464		
April	I	17/Monday	1	2	28/Friday	14	195	2/Sunday	1139	14/Friday	2419	165	1761	1650		
	II	19/Wednesday	2	0	17/Monday	16	227	2/Monday	1319	17/Monday	2514	143	1694	1615		
	I+II	19/Wednesday	2	5	28/Friday	14	353	2/Sunday	2480	28/Friday	4470	308	3455	3265		
May	I	31/Wednesday	1	3	12/Friday	14	168	1/Monday	1200	26/Friday	2124	171	1721	1593		
	II	10/Wednesday	2	1	2/Tuesday	16	193	30/Tuesday	1537	2/Tuesday	2070	154	1720	1730		
	I+II	24/Wednesday	1	8	2/Tuesday	13	303	1/Monday	2848	26/Friday	4063	325	3441	3323		
June	I	20/Tuesday	3	4	15/Thursday	11	164	11/Sunday	1265	23/Friday	2084	202	1801	1616	1739	
	II	21/Wednesday	2	1	30/Friday	17	154	12/Monday	1450	16/Friday	1975	174	1720	1701	1714	
	I+II	19/Monday	2	9	2/Friday	11	291	4/Sunday	2812	16/Friday	4040	376	3522	3316	3453	
July	I	24/Monday	3	4	20/Thursday	9	239	2/Sunday	1552	29/Saturday	2759	287	2137	2091	2122	
	II	5/Wednesday	2	1	22/Saturday	14	255	21/Friday	1650	21/Friday	2506	254	2073	2071	2072	
	I+II	4/Tuesday	2	8	22/Saturday	14	411	2/Sunday	3202	29/Saturday	5254	541	4210	4162	4195	
August	I	30/Wednesday	2	5	4/Friday	12	211	27/Sunday	1546	4/Friday	2598	239	2101	1991	2073	
	II	22/Tuesday	3	0	15/Tuesday	17	214	30/Wednesday	1721	15/Tuesday	2541	1857	230	2089	2081	2087
	I+II	29/Tuesday	3	10	4/Friday	12	378	27/Sunday	3371	4/Friday	4933	469	4190	4072	4160	
September	I	25/Monday	2	2	23/Saturday	13	191	24/Sunday	1445	15/Friday	2151	186	1833	1728	1802	
	II	28/Thursday	2	1	23/Saturday	9	164	26/Tuesday	1633	15/Friday	2019	174	1792	1811	1797	
	I+II	13/Wednesday	2	5	15/Friday	14	321	24/Sunday	3080	15/Friday	4170	3240	359	3625	3599	
October	I	23/Monday	3	3	28/Saturday	10	197	1/Sunday	1309	28/Saturday	2208	166	1786	1692		
	II	31/Tuesday	2	0	29/Sunday	15	178	22/Sunday	1401	27/Friday	2030	142	1737	1696		
	I+II	31/Tuesday	2	6	31/Tuesday	15	334	22/Sunday	2772	27/Friday	4178	308	3523	3387		
November	I	27/Monday	3	2	1/Wednesday	9	245	26/Sunday	1261	1/Wednesday	2173	134	1645	1509		
	II	28/Tuesday	2	0	1/Wednesday	16	288	26/Sunday	1434	1/Wednesday	2418	118	1618	1625		
	I+II	27/Monday	3	3	1/Wednesday	16	413	26/Sunday	2695	1/Wednesday	4591	2977	252	3263	3133	
December	I	25/Monday	1	1	8/Friday	14	187	17/Sunday	1133	23/Saturday	2307	1487	134	1672	1516	
	II	11/Monday	2	0	27/Wednesday	16	175	31/Sunday	1110	27/Wednesday	2011	1437	111	1609	1420	
	I+II	13/Wednesday	3	6	27/Wednesday	15	348	31/Sunday	2289	27/Wednesday	4023	2924	246	3281	2936	
Year	I	2.1/Monday	3	0	1.11/Wednesday	9	245	1.1/Sunday	582	29.7/Saturday	2759	1491	165	1699	1937	
	II	26.1/Thursday	2	0	1.11/Wednesday	16	288	1.1/Sunday	719	15.8/Tuesday	2541	1492	147	1656	1602	
	I+II	28.2/Tuesday	1	2	1.11/Wednesday	16	413	1.1/Sunday	1301	29.7/Saturday	5254	2983	312	3354	3161	

GODIŠNJA NERAVNOMJERNOST SAOBRAĆAJNOG TOKA TRAFFIC FLOW ANNUAL VARIATION

Automatski brojač broj - Automatic counter number
 Lokalizet - Location / Stacionaža - Mileage [km+m]
 Broj puta - Road number / Dionica - Section

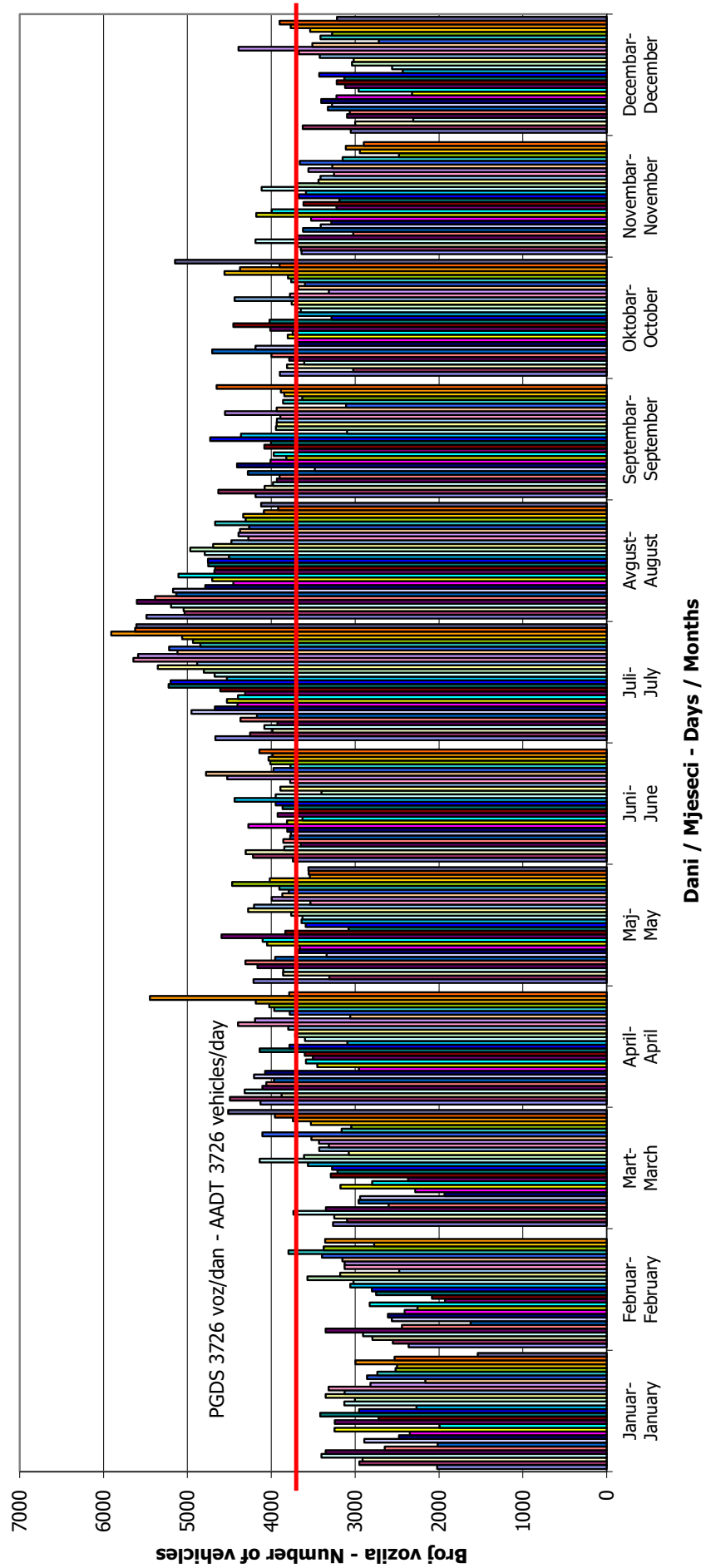
000003
 Svodna / 5+417,00
 M 4 (MI-108) / Blagaj – Dragotinja



**DNEVNA NERAVNOMJERNOST SAOBRAĆAJNOG TOKA
 TRAFFIC FLOW DAILY VARIATION**

000003
 Svodna / 5+417,00
 M 4 (MI-108) / Blagaj - Dragotinija

Automatski brojač broj - Automatic counter number
 Lokalityet - Location / Stacionaža - Mileage [km+m]
 Broj puta - Road number/ Dionica - Section

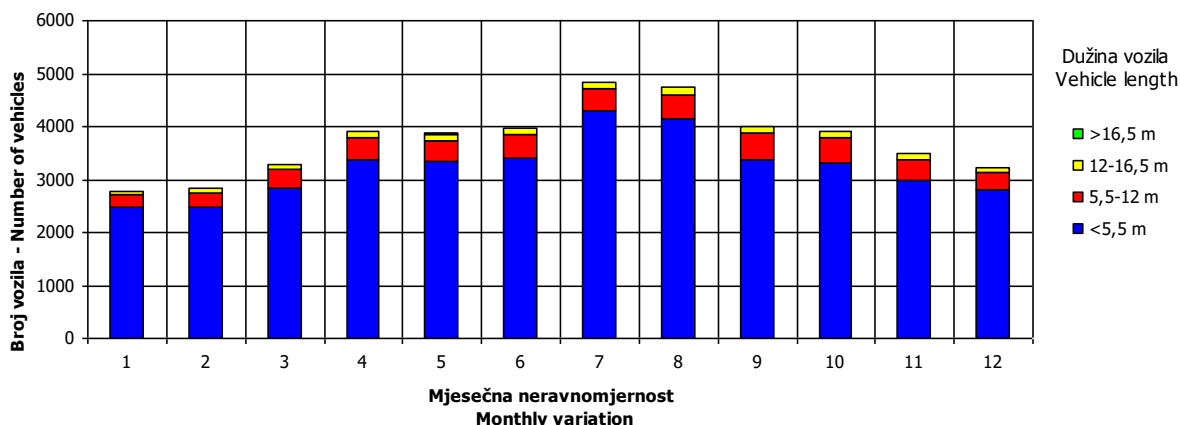
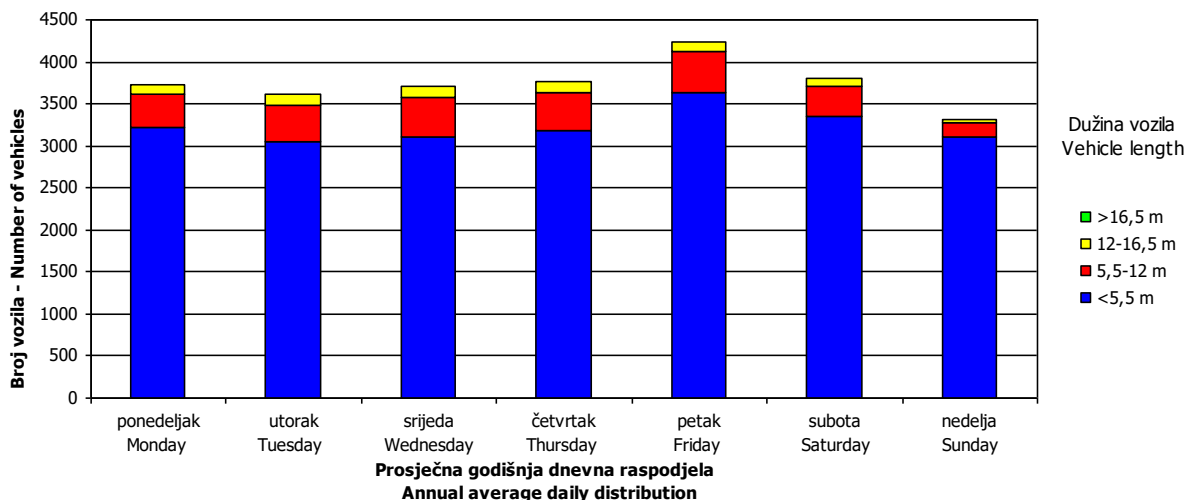
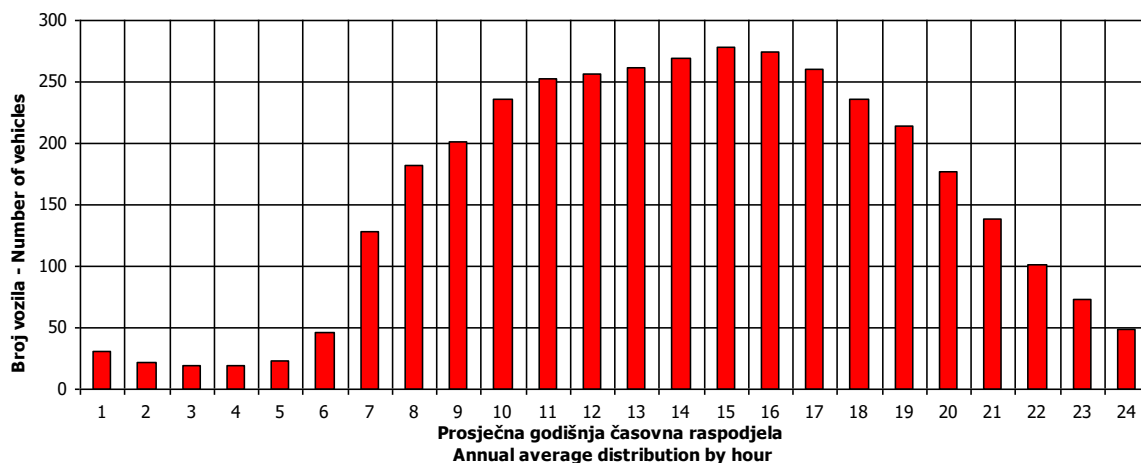


VREMENSKA RASPODJELA SAOBRAĆAJNOG TOKA TRAFFIC FLOW TIME DISTRIBUTION

Automatski brojač broj - Automatic counter number
 Lokalizet - Location / Stacionaža - Mileage [km+m]
 Broj puta - Road number / Dionica - Section

000003
 Svodna / 5+417,00
 M 4 (MI-108) / Blagaj - Dragotinja

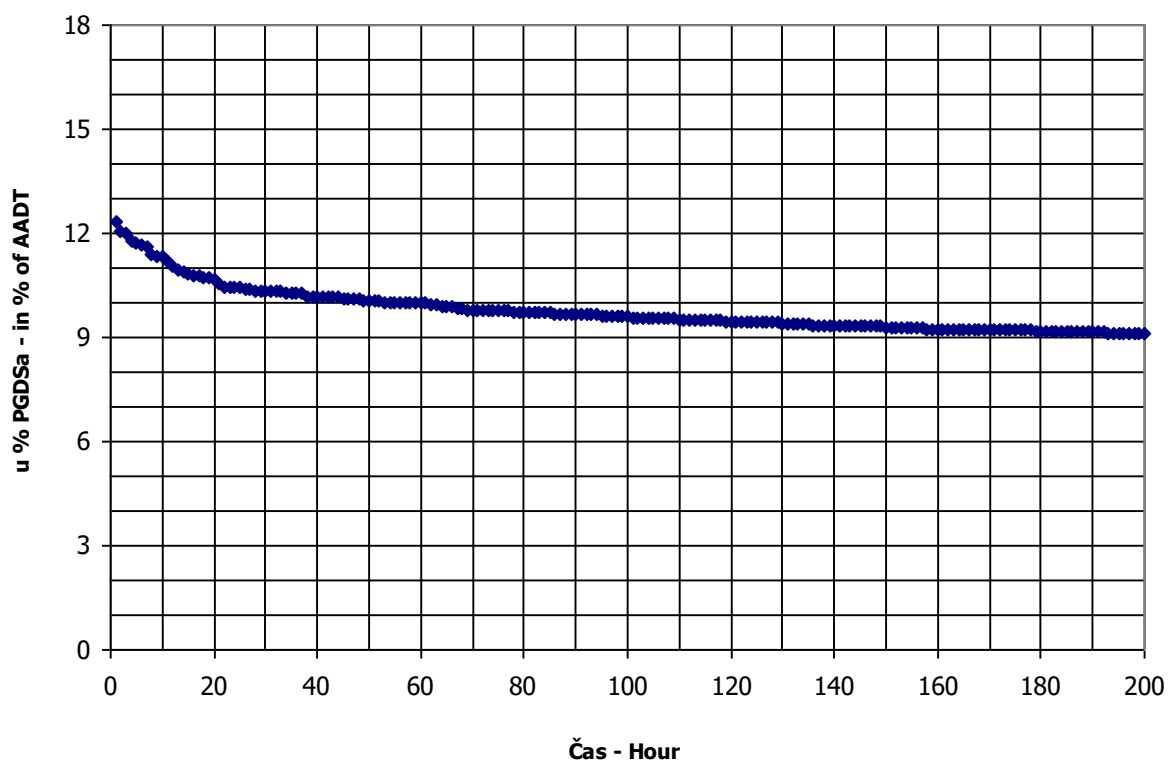
PGDS 3726 voz/dan AADT 3726 veh/day



SATNA DISTRIBUCIJA SAOBRAĆAJNOG TOKA
TRAFFIC FLOW HOURLY DISTRIBUTION

Automatski brojač broj - Automatic counter number 000003
 Lokalitet - Location / Stacionaža - Mileage [km+m] Svodna / 5+417,00
 Broj puta - Road number / Dionica - Section M 4 (MI-108) / Blagaj - Dragotinja

PGDS - AADT	3726 voz/dan - veh/day							
Čas - Hour	Maksimalni vršni sat - Maximum peak hour	10	20	30	40	50	100	200
Sat u danu - Hour of day	16	14	16	16	15	12	10	15
Sat u godini - Hour in year	7313	4839	5033	7553	5416	5149	5099	4816
Dan - Day of week	srijeda - Wednesday	petak - Friday	subota - Saturday	subota - Saturday	ponedeljak - Monday	četvrtak - Thursday	utorak - Tuesday	četvrtak - Thursday
Datum - Date	1	21	29	11	14	3	1	20
Mjesec - Month	Novembar - November	Juli - July	Juli - July	Novembar - November	Avgust - August	Avgust - August	Avgust - August	Juli - July
Vrijednost - Value	413	353	340	335	328	323	312	295
% - percent	12.53	10.71	10.32	10.17	9.95	9.80	9.47	8.95



BROJANJE VOZILA NA MREŽI PUTEVA U REPUBLICI SRPSKOJ – 2017. GODINA
VEHICLE COUNTING ON THE ROAD NETWORK OF THE REPUBLIC OF SRPSKA – YEAR 2017

MJESEČNI BROJ VOZILA
MONTHLY NUMBER OF VEHICLES

Automatski brojač broj - Automatic counter number

000004

Lokalitet - Location / Stacionaža - Mileage [km+m]

Rudice / 11+851,00

Broj puta - Road number / Dionica - Section

M 14 (MI-100) / granica / border RS (Otoka) -
Novi Grad 1

4

	Mjesec - Month											
	Januar- January	Februar- February	Mart- March	April- April	Maj- May	Juni- June	Juli- July	August- August	Septembar- September	Oktober- October	Novembar- November	Decembar- December
1	1917	1838	2402	3607	3583	3151	3885	4909	3502	3462	2807	2366
2	2616	2018	2529	4167	3225	3336	3907	4813	3765	2774	3031	2599
3	2451	2237	2630	3390	3416	3449	3366	4815	3535	3107	2906	2429
4	2746	2203	2789	3207	3463	3521	3786	4785	3150	2983	3345	1789
5	2787	2470	2881	3327	3259	2907	3467	5109	3250	3243	3335	2313
6	2276	2071	2177	3470	3566	3080	3813	5593	3268	3252	2596	2486
7	1904	1337	2403	3526	3640	2895	3597	4736	3722	3725	2833	2829
8	2371	1994	2153	3725	2937	3370	4176	4490	2944	3692	2649	2491
9	2237	2102	1333	3515	3302	3311	4548	4366	3714	2888	2780	2585
10	1937	1886	1673	2486	3155	3616	3915	4255	3654	3040	2787	2738
11	2521	1806	2424	2781	3454	3700	4036	4345	3292	3233	3399	1863
12	2096	2099	2464	2825	3396	2981	3963	4552	3413	3230	3510	2321
13	2595	1701	1982	3047	3880	3373	3938	4773	3253	3519	2734	2331
14	2382	1829	2555	3135	3569	3189	4251	3991	3546	3545	3115	2381
15	2670	2343	2551	3379	2706	3413	4452	4133	3438	3480	2635	2303
16	2438	2244	2740	3644	3161	3397	5097	4100	3833	2725	3320	2450
17	1838	2871	2907	2795	3067	3694	4216	4101	3826	3084	3064	2233
18	2439	2597	3157	3064	3278	3576	4246	4741	2626	2998	3294	1844
19	2279	2796	3293	3185	3290	2775	4209	4302	3346	3033	3297	2478
20	2509	2579	2478	3216	3412	3150	4397	4396	3237	3082	2701	2556
21	2439	2071	2830	3065	3779	2955	4623	3952	3335	3598	2776	2933
22	2504	2448	2663	3707	3029	3167	4950	3773	3213	3347	2691	2551
23	2296	2487	2792	3578	3242	3339	5546	3670	3798	2804	2911	3031
24	1725	2585	2849	2686	3236	4140	4662	3685	3706	3074	2668	3146
25	2277	2622	2874	3278	3223	3689	4645	3683	2671	2956	2816	2520
26	2117	3035	3289	3045	3281	3018	4218	3917	3203	2879	2624	2776
27	1843	2930	2552	3500	3568	3346	4578	4033	3114	3133	2029	2729
28	1968	2468	2959	3873	3472	3262	4573	3272	3244	3457	2453	2570
29	2137	2810	3048	4804	2943	3538	4897	3321	3285	3663	2384	2956
30	2113		3254	3999	2811	3564	5193	3224	3665	2979	2356	3034
31	1216		3457		2928		5105	3356		3493		3086
Ukupno- Total	69614	66427	82053	101020	102307	99928	134345	131291	101553	99447	85837	78711
Prosjek- Average	2246	2291	2647	3367	3300	3331	4334	4235	3385	3208	2861	2539
Godišnji prosjek (PGDS) - Annual average (AADT)												3149

BROJANJE VOZILA NA MREŽI PUTEVA U REPUBLICI SRPSKOJ – 2017. GODINA
VEHICLE COUNTING ON THE ROAD NETWORK OF THE REPUBLIC OF SRPSKA – YEAR 2017

STRUKTURA SAOBRAĆAJNOG TOKA
TRAFFIC FLOW COMPOSITION

Automatski brojač broj - Automatic counter number 000004
 Lokalizet - Location / Stacionaža - Mileage [km+m] Rudice / 11+851,00
 Broj puta - Road number / Dionica - Section M 14 (MI-100) / granica / border RS (Otoka) –
 Novi Grad 1

Mjesec - Month	Smjer - Direction	Dužina vozila - Vehicle length								Ukupno - Total
		< 5,5 m	(%)	5,5 - 12 m	(%)	12 - 16,5 m	(%)	< 16,5 m	(%)	
Januar - January	I	31291	90.5	2528	7.3	730	2.1	33	0.1	34581
	II	31628	90.3	2539	7.2	855	2.4	11	0.0	35033
	ukupno - total	62919	90.4	5067	7.3	1585	2.3	44	0.1	69614
Februar - February	I	29382	89.3	2711	8.2	791	2.4	24	0.1	32908
	II	29653	88.5	2895	8.6	958	2.9	13	0.0	33519
	ukupno - total	59035	88.9	5606	8.4	1749	2.6	37	0.1	66427
Mart - March	I	36074	88.0	3762	9.2	1147	2.8	31	0.1	41014
	II	35753	87.1	4005	9.8	1270	3.1	11	0.0	41039
	ukupno - total	71827	87.5	7767	9.5	2417	2.9	42	0.1	82053
April - April	I	43859	88.5	4309	8.7	1383	2.8	25	0.1	49577
	II	45222	87.9	4679	9.1	1537	3.0	6	0.0	51443
	ukupno - total	89081	88.2	8988	8.9	2920	2.9	31	0.0	101020
Maj - May	I	44924	88.0	4604	9.0	1481	2.9	27	0.1	51036
	II	44572	86.9	5064	9.9	1621	3.2	15	0.0	51271
	ukupno - total	89496	87.5	9667	9.4	3102	3.0	42	0.0	102307
Juni - June	I	43266	87.6	4659	9.4	1457	2.9	22	0.0	49403
	II	43934	87.0	5004	9.9	1580	3.1	7	0.0	50525
	ukupno - total	87200	87.3	9662	9.7	3037	3.0	29	0.0	99928
Juli - July	I	59643	90.2	4946	7.5	1519	2.3	31	0.0	66138
	II	61139	89.6	5403	7.9	1659	2.4	6	0.0	68206
	ukupno - total	120781	89.9	10349	7.7	3178	2.4	37	0.0	134345
Avgust - August	I	58803	89.4	5428	8.2	1543	2.3	32	0.0	65806
	II	57864	88.4	5979	9.1	1633	2.5	9	0.0	65485
	ukupno - total	116667	88.9	11407	8.7	3176	2.4	41	0.0	131291
Septembar - September	I	43556	86.6	5244	10.4	1479	2.9	37	0.1	50316
	II	43828	85.5	5788	11.3	1617	3.2	4	0.0	51237
	ukupno - total	87384	86.0	11033	10.9	3096	3.0	41	0.0	101553
Oktobar - October	I	42822	86.8	5015	10.2	1458	3.0	26	0.1	49320
	II	42906	85.6	5534	11.0	1671	3.3	16	0.0	50127
	ukupno - total	85728	86.2	10549	10.6	3129	3.1	42	0.0	99447
Novembar - November	I	37340	87.6	4040	9.5	1229	2.9	34	0.1	42642
	II	37478	86.8	4360	10.1	1343	3.1	13	0.0	43195
	ukupno - total	74818	87.2	8400	9.8	2572	3.0	47	0.1	85837
Decembar - December	I	34406	89.1	3271	8.5	938	2.4	16	0.0	38631
	II	35559	88.7	3549	8.9	967	2.4	5	0.0	40080
	ukupno - total	69965	88.9	6820	8.7	1905	2.4	21	0.0	78711
Ukupno (godišnje) - Total (annual)	I	505365	88.4	50517	8.8	15154	2.7	337	0.1	571373
	II	509536	87.7	54798	9.4	16710	2.9	116	0.0	581161
	ukupno - total	1014901	88.1	105315	9.1	31865	2.8	453	0.0	1152534
Prosjek (PGDS) - Average (AADT)	I	1381	88.4	138	8.8	41	2.7	1	0.1	1561
	II	1392	87.7	150	9.4	46	2.9	0	0.0	1588
	ukupno - total	2773	88.1	288	9.1	87	2.8	1	0.0	3149

BRONANJE VOZILA NA MREŽI PUTEVA U REPUBLICI SRPSKOJ – 2017. GODINA
VEHICLE COUNTING ON THE ROAD NETWORK OF THE REPUBLIC OF SRPSKA – YEAR 2017

SAOBRAĆAJNI POKAZATELJI

Automatski brojač broj
 Lokaliteta / Stacionaža [km+m]
 Broj puta / Dionica

000004

Rudice / 11+851,00

M 14 (MI-100) / granica / border RS (Otoka) - Novi Grad 1

Mjesec	Smjer	minimalni čas		maksimalni čas		minimalni dan		maksimalni dan		dnevni prosjek (05-21 h) (21-05 h)	noćni prosjek (21-05 h)	prosjek radnim danom	prosjek vikendom	ljetni prosjek	
		datum/dan	čas	voz/h	voz/h	datum/dan	voz/dan	datum/dan	voz/dan						
Januar	I	27/petak	3	0	11/srijeda	11	105	1/nedjelja	580	1150	865	969	861		
	II	30/ponedjeljak	2	0	11/srijeda	14	118	1/nedjelja	611	1137	838	972	851		
Februar	I+II	27/petak	3	1	6/petak	12	191	1/nedjelja	1191	2286	1703	1941	1712		
	I	10/petak	3	0	18/subota	12	117	5/nedjelja	703	1276	940	1014	980		
	II	27/ponedjeljak	1	0	15/srijeda	15	116	5/nedjelja	697	1306	931	1023	1001		
	I+II	24/petak	3	1	18/subota	12	230	5/nedjelja	1400	2582	1871	2038	1981		
Mart	I	14/utorak	2	0	25/subota	9	148	13/ponedjeljak	639	1395	1000	1067	1094		
	II	30/četvrtak	4	0	18/subota	15	138	13/ponedjeljak	604	1478	982	1067	1099		
April	I+II	6/ponedjeljak	1	0	25/subota	9	254	13/ponedjeljak	1243	2873	1982	2134	2193		
	I	11/utorak	4	1	29/subota	8	175	2/nedjelja	1089	1957	1314	1421	1453		
	II	19/srijeda	3	0	29/subota	15	163	2/nedjelja	1081	1959	1295	1420	1471		
	I+II	11/utorak	4	2	28/petak	14	283	2/nedjelja	2170	3914	2609	2840	2924		
Maj	I	31/srijeda	1	1	13/subota	8	171	7/nedjelja	1177	1707	1290	1427	1428		
	II	31/srijeda	2	0	20/subota	15	158	1/ponedjeljak	1078	1697	1271	156	1441	1393	
Juni	I+II	30/utorak	3	5	13/subota	8	267	7/nedjelja	2287	3404	2561	293	2868	2821	
	II	8/četvrtak	3	0	3/subota	11	173	4/nedjelja	1190	1642	1267	161	1421	1442	1428
Juli	I+II	20/utorak	2	3	3/subota	14	165	4/nedjelja	1174	1713	1259	183	1439	1448	1442
	I	6/četvrtak	2	1	3/subota	14	258	4/nedjelja	2364	3351	2526	344	2860	2890	2870
	II	18/utorak	3	2	20/četvrtak	2	170	2/nedjelja	1282	2272	1542	227	1750	1811	1769
	I+II	6/četvrtak	2	3	29/subota	11	300	2/nedjelja	2431	4602	3080	490	3545	3624	3571
Avgust	I	31/četvrtak	4	1	5/subota	14	183	30/srijeda	1434	2253	1614	197	1794	1859	1811
	I+II	29/utorak	3	7	19/subota	10	356	29/utorak	1413	2261	1585	214	1801	1794	1799
Septembar	I	14/četvrtak	2	1	16/subota	13	132	12/utorak	1329	1686	1330	1442	1503	1461	1461
	II	20/srijeda	3	0	9/subota	17	142	17/nedjelja	1264	1704	1306	167	1461	1500	1473
Oktobar	I	23/ponedjeljak	2	3	22/petak	14	253	17/nedjelja	2595	3389	2636	298	2903	3004	2933
	II	31/utorak	4	0	14/subota	13	195	22/nedjelja	1205	1717	1331	115	1443	1451	1444
Novembar	I+II	23/ponedjeljak	2	2	14/subota	13	286	22/nedjelja	2370	3497	2647	257	2908	2895	2895
	II	29/srijeda	2	2	18/subota	8	142	28/utorak	1123	1586	1235	98	1324	1360	1360
Decembar	I	27/ponedjeljak	3	0	2/četvrtak	13	136	26/nedjelja	1116	1585	1218	119	1328	1361	1361
	II	28/utorak	3	3	18/subota	16	257	26/nedjelja	2248	3171	2453	217	2652	2721	2721
Godina	I	6/srijeda	1	1	9/subota	8	165	17/nedjelja	1028	1740	1223	100	1343	1281	1281
	II	14/četvrtak	3	0	28/četvrtak	14	161	17/nedjelja	1021	1722	1198	125	1339	1289	1289
Godina	I+II	13/srijeda	3	3	29/petak	14	295	17/nedjelja	2049	3462	2422	225	2683	2570	2570
	II	27.1/petak	3	0	14.10/subota	15	191	1.1/nedjelja	580	2272	1248	125	1371	1375	1620
Godina	I	30.1/ponedjeljak	2	0	19.8/subota	10	220	13.3/ponedjeljak	604	2330	1230	149	1383	1371	1631
	I+II	6.3/ponedjeljak	1	0	19.8/subota	10	356	1.1/nedjelja	1191	4602	2478	274	2754	2746	3251

BROJANJE VOZILA NA MREŽI PUTEVA U REPUBLICI SRPSKOJ – 2017. GODINA
VEHICLE COUNTING ON THE ROAD NETWORK OF THE REPUBLIC OF SRPSKA – YEAR 2017

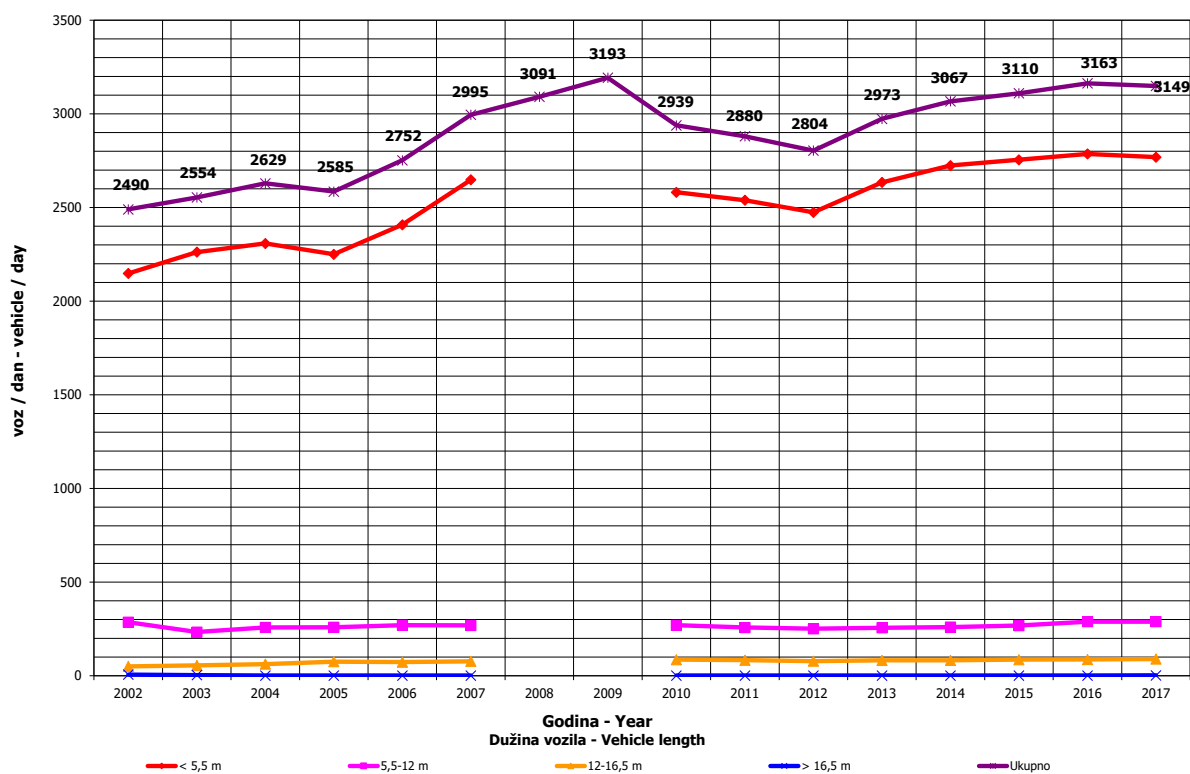
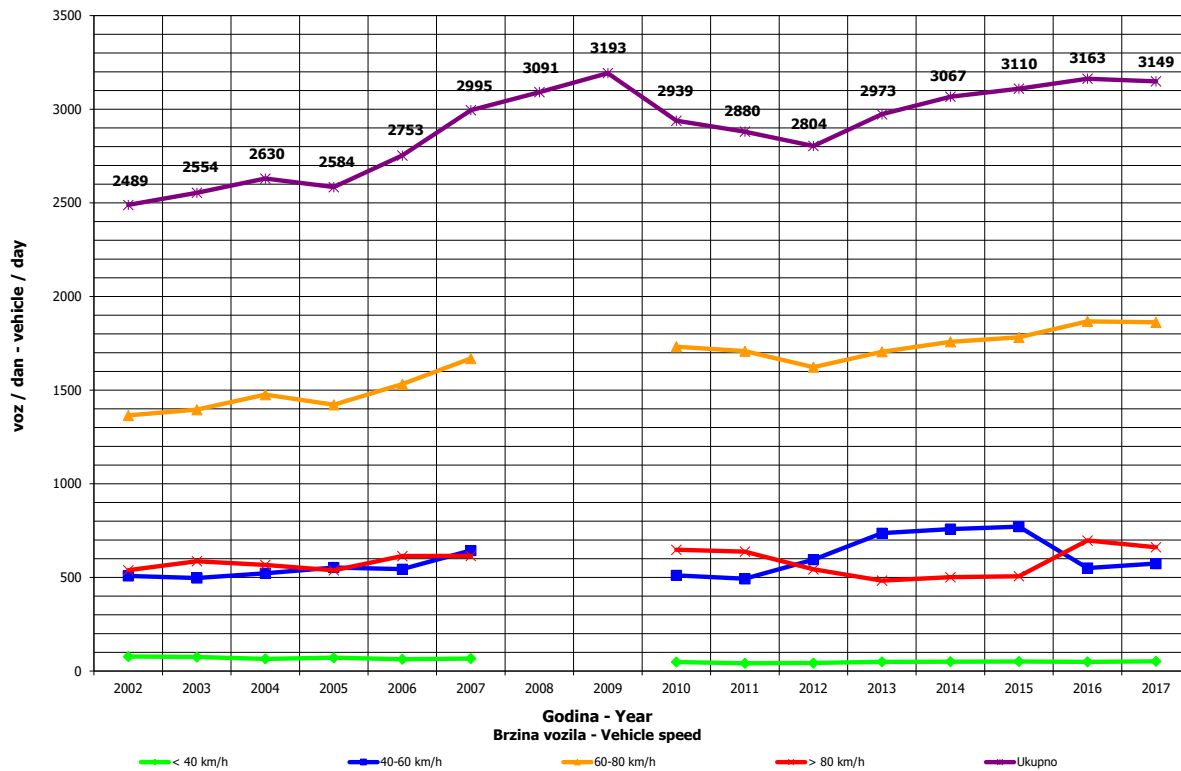
TRAFFIC PARAMETERS

Automatic counter number 000004
 Location / Mileage [km+m] Rudice / 11+851,00
 Road number / Section M 14 (MI-100) / granica / border RS (Otoka) - Novi Grad 1

Month	Drection	minimum hour		maximum hour		minimum day		maximum day		day time average (5-21 h)	night average (21-05 h)	working day average	weekend average	summer average
		date/day	hour	veh/h	date/day	hour	veh/h	date/day	veh/day					
January	I	27/Friday	3	0	11/Wednesday	11	105	1/Sunday	580	865	66	969	861	
	II	30/Monday	2	0	11/Wednesday	14	118	1/Sunday	611	838	91	972	851	
	I+II	27/Friday	3	1	6/Friday	12	191	1/Sunday	1191	1703	157	1941	1712	
February	I	10/Friday	3	0	18/Saturday	12	117	5/Sunday	703	940	65	1014	980	
	II	27/Monday	1	0	15/Wednesday	15	116	5/Sunday	697	931	86	1023	1001	
	I+II	24/Friday	3	1	18/Saturday	12	230	5/Sunday	1400	1871	150	2038	1981	
March	I	14/Tuesday	2	0	25/Saturday	9	148	13/Monday	639	1000	73	1067	1094	
	II	30/Tuesday	4	0	18/Saturday	15	138	13/Monday	604	982	94	1067	1099	
	I+II	6/Monday	1	0	25/Saturday	9	254	13/Monday	1243	1982	167	2134	2193	
April	I	11/Tuesday	4	1	29/Saturday	8	175	2/Sunday	1089	1314	119	1421	1453	
	II	19/Wednesday	3	0	29/Saturday	15	163	2/Sunday	1081	1295	146	1420	1471	
	I+II	11/Tuesday	4	2	28/Friday	14	283	2/Sunday	2170	2609	265	2840	2924	
May	I	31/Wednesday	1	1	13/Saturday	8	171	7/Sunday	1177	1290	137	1427	1428	
	II	31/Wednesday	2	0	20/Saturday	15	158	1/Monday	1078	1271	156	1441	1393	
	I+II	30/Tuesday	3	5	13/Saturday	8	267	7/Sunday	2287	2561	293	2868	2821	
June	I	20/Tuesday	2	1	3/Saturday	11	173	4/Sunday	1190	1267	161	1421	1442	1428
	II	8/Thursday	3	0	3/Saturday	14	165	4/Sunday	1174	1259	183	1439	1448	1442
	I+II	20/Tuesday	2	3	3/Saturday	14	258	4/Sunday	2364	2526	344	2860	2890	2870
July	I	6/Thursday	2	1	20/Thursday	8	170	2/Sunday	1282	1542	227	1750	1811	1769
	II	18/Tuesday	3	2	29/Saturday	17	163	2/Sunday	1149	1538	263	1796	1813	1801
	I+II	6/Thursday	2	3	29/Saturday	11	300	2/Sunday	2431	3080	490	3545	3624	3571
August	I	4/Friday	1	1	5/Saturday	14	183	30/Wednesday	1434	1614	197	1794	1859	1811
	II	31/Thursday	4	0	19/Saturday	10	220	29/Tuesday	1413	1585	214	1801	1794	1799
	I+II	29/Tuesday	3	7	19/Saturday	10	356	29/Tuesday	2885	3199	411	3595	3652	3610
September	I	14/Thursday	2	1	16/Saturday	13	132	12/Tuesday	1329	1686	131	1442	1503	1461
	II	20/Wednesday	3	0	9/Saturday	17	142	17/Sunday	1264	1306	167	1461	1500	1473
	I+II	25/Monday	2	3	22/Friday	14	253	17/Sunday	2595	2636	298	2903	3004	2933
October	I	23/Monday	2	1	14/Saturday	15	191	22/Sunday	1205	1331	115	1443	1451	
	II	31/Tuesday	4	0	14/Saturday	13	195	22/Sunday	1165	1316	142	1464	1444	
	I+II	23/Monday	2	2	14/Saturday	13	286	22/Sunday	2370	2647	257	2908	2895	
November	I	29/Wednesday	2	2	18/Saturday	8	142	28/Tuesday	1123	1235	98	1324	1360	
	II	27/Monday	3	0	27/Thursday	13	136	26/Sunday	1116	1218	119	1328	1361	
	I+II	28/Tuesday	3	3	18/Saturday	16	257	26/Sunday	2248	2452	217	2652	2721	
December	I	6/Wednesday	1	1	9/Saturday	8	165	17/Sunday	1028	1223	100	1343	1281	
	II	14/Thursday	3	0	28/Thursday	14	161	17/Sunday	1021	1198	125	1339	1289	
	I+II	13/Wednesday	3	3	29/Friday	14	295	27/Wednesday	2049	2422	225	2683	2570	
Year	I	27.1/Friday	3	0	14.10/Saturday	15	191	1.1/Sunday	580	1248	125	1371	1375	1620
	II	30.1/Monday	2	0	19.8/Saturday	10	220	13.3/Monday	604	1230	149	1383	1371	1631
	I+II	6.3/Monday	1	0	19.8/Saturday	10	356	1.1/Sunday	1191	2478	274	2754	2746	3251

GODIŠNJA NERAVNOMJERNOST SAOBRAĆAJNOG TOKA TRAFFIC FLOW ANNUAL VARIATION

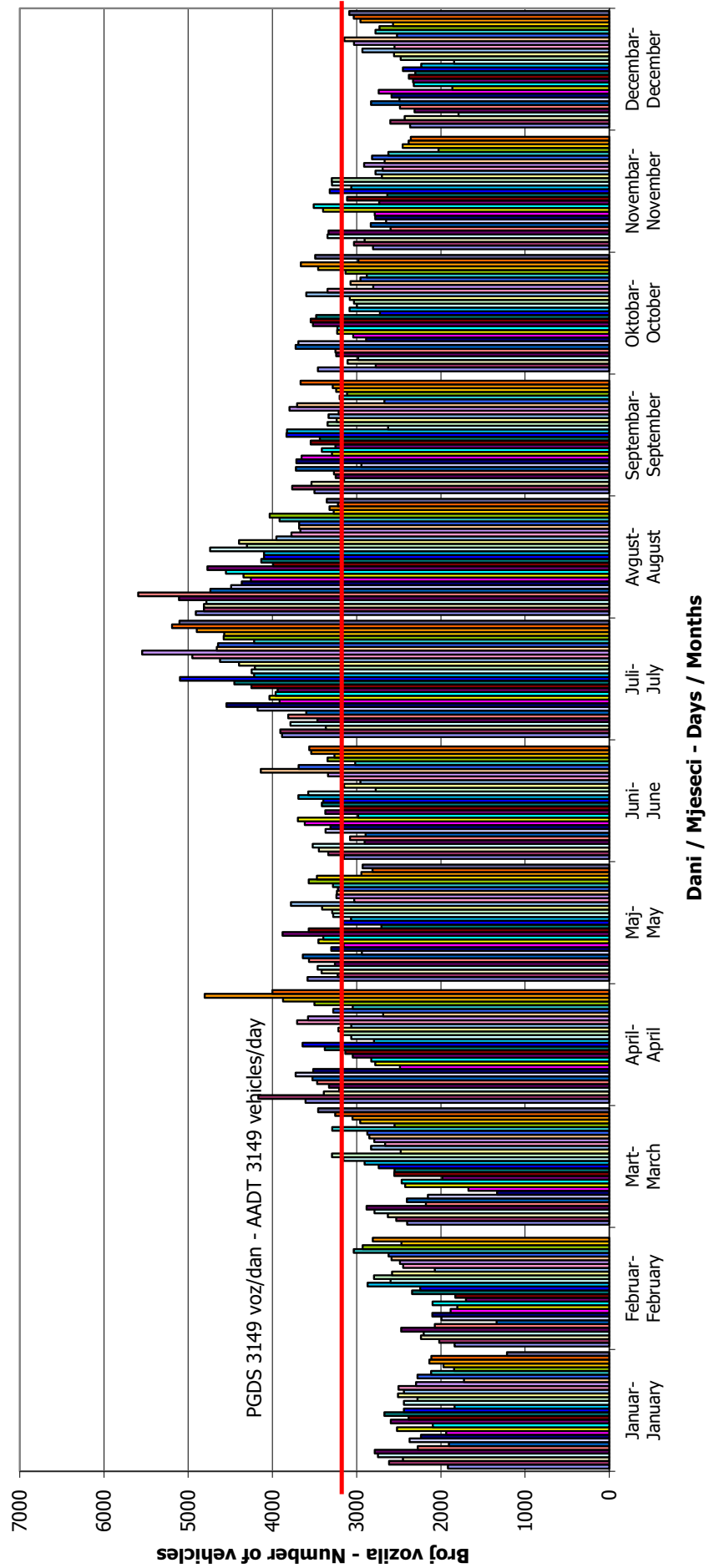
Automatski brojač broj - Automatic counter number 000004
 Lokalitet - Location / Stacionaža - Mileage [km+m] Rudice / 11+851,00
 Broj puta - Road number / Dionica - Section M 14 (MI-100) / granica / border RS (Otoka)
 – Novi Grad 1



**DNEVNA NERAVNOMJERNOST SAOBRAĆAJNOG TOKA
 TRAFFIC FLOW DAILY VARIATION**

000004
 Rudice / 11+851,00
 M 14 (MI-100) / granica / border RS (Otoka) - Novi Grad 1

Automatski brojač broj - Automatic counter number
 Lokalityet - Location / Stacionaža - Mileage [km+m]
 Broj puta - Road number/ Dionica - Section

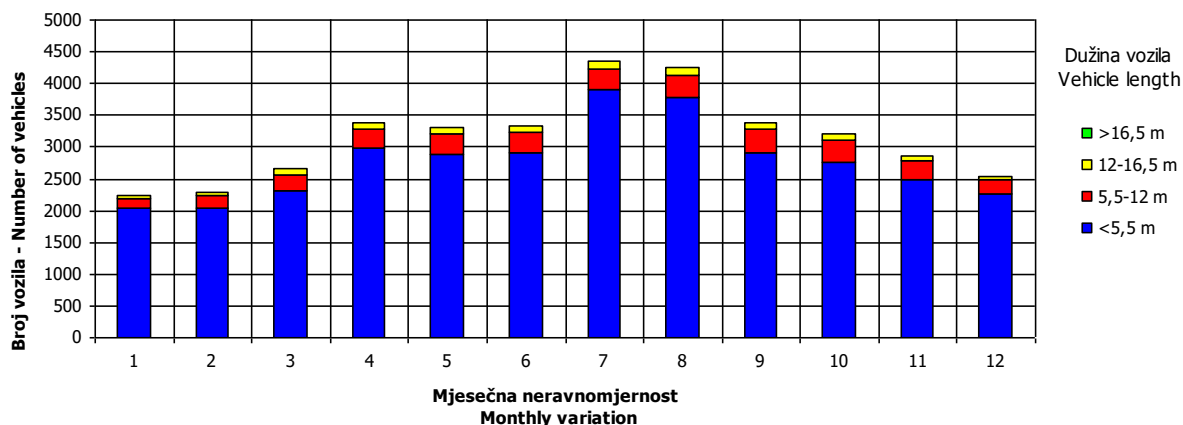
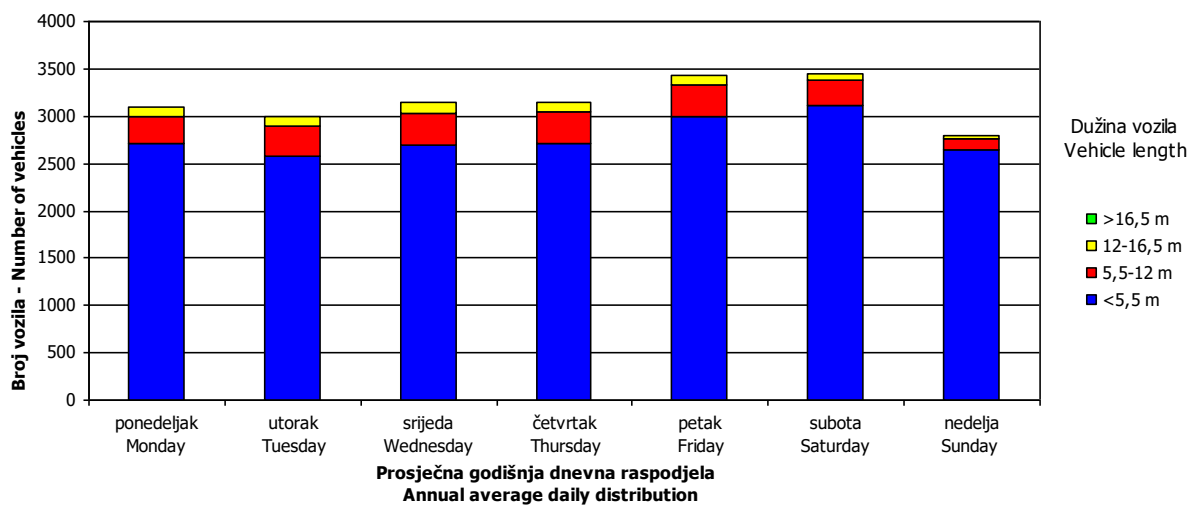
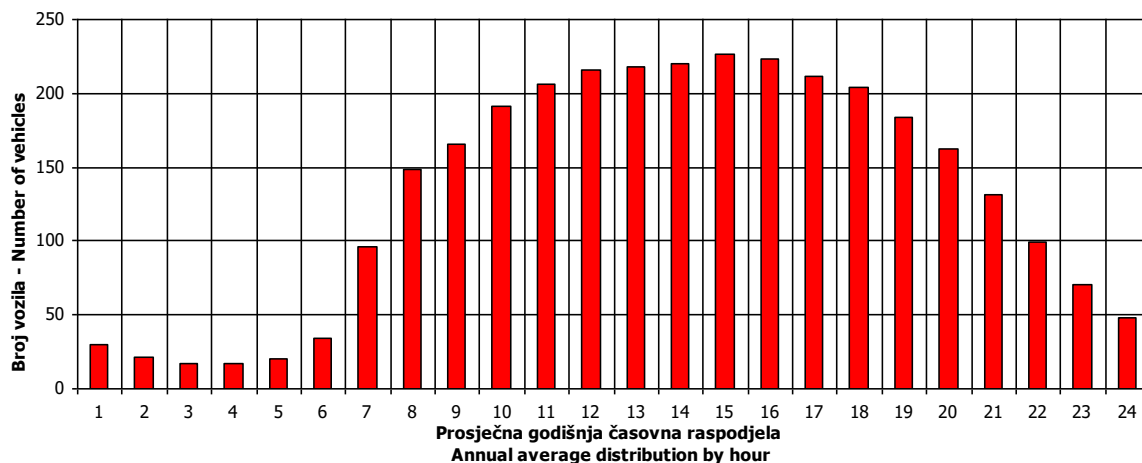


VREMENSKA RASPODJELA SAOBRAĆAJNOG TOKA TRAFFIC FLOW TIME DISTRIBUTION

Automatski brojač broj - Automatic counter number
 Lokalizet - Location / Stacionaža - Mileage [km+m]
 Broj puta - Road number / Dionica - Section

000004
 Rudice / 11+851,00
 M 14 (MI-100) / granica / border RS (Otoka) -
 Novi Grad 1

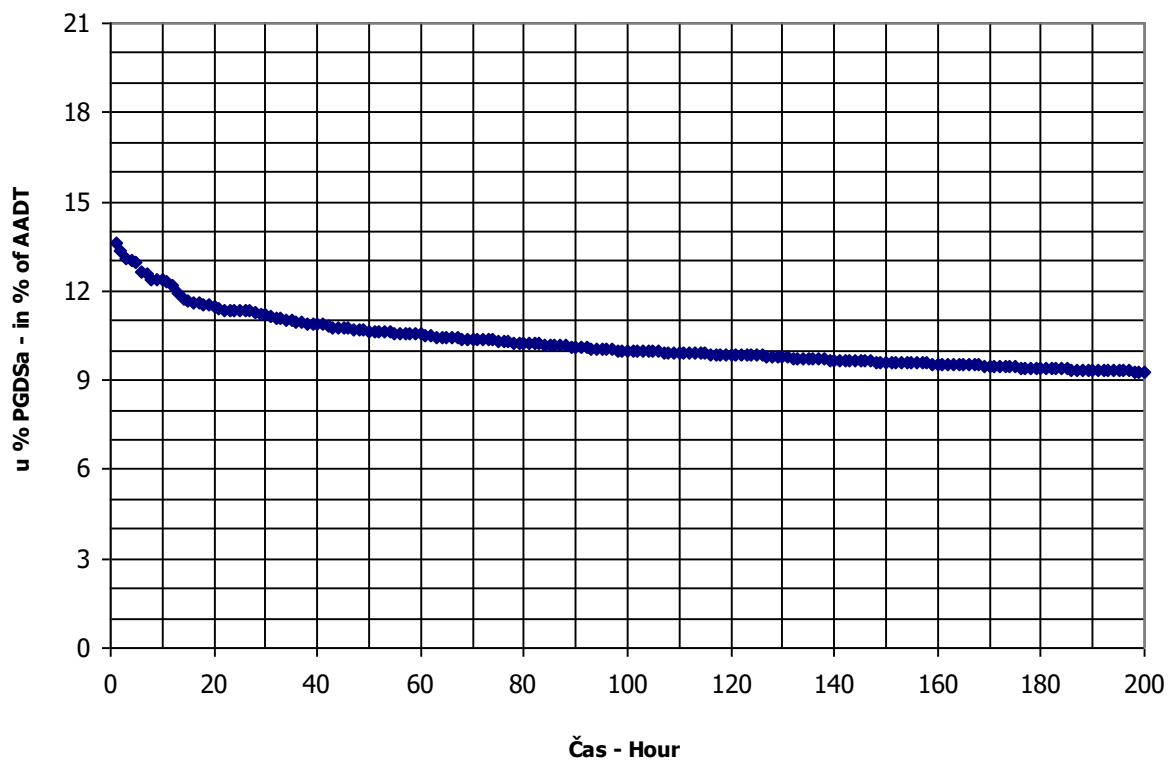
PGDS 3149 voz/dan AADT 3149 veh/day



SATNA DISTRIBUCIJA SAOBRAĆAJNOG TOKA
TRAFFIC FLOW HOURLY DISTRIBUTION

Automatski brojač broj - Automatic counter number 000004
 Lokalitet - Location / Stacionaža - Mileage [km+m] Rudice / 11+851,00
 Broj puta - Road number / Dionica - Section M 14 (MI-100) / granica / border RS (Otoka) –
 Novi Grad 1

PGDS - AADT	3149 voz/dan - veh/day							
Čas - Hour	Maksimalni vršni sat - Maximum peak hour	10	20	30	40	50	100	200
Sat u danu - Hour of day	0	9	19	5	15	1	3	7
Sat u godini - Hour in year	1	10	20	30	40	50	100	200
Dan - Day of week	nedelja - Sunday	nedelja - Sunday	nedelja - Sunday	ponedeljak - Monday	ponedeljak - Monday	utorak - Tuesday	četvrtak - Thursday	ponedeljak - Monday
Datum - Date	1	1	1	2	2	3	5	9
Mjesec - Month	Januar - January	Januar - January	Januar - January	Januar - January	Januar - January	Januar - January	Januar - January	Januar - January
Vrijednost - Value	10	31	46	16	140	11	5	78
% - percent	12.94	10.83	10.36	10.21	10.07	9.88	9.48	9.01



BRONJE VOZILA NA MREŽI PUTEVA U REPUBLICI SRPSKOJ – 2017. GODINA
VEHICLE COUNTING ON THE ROAD NETWORK OF THE REPUBLIC OF SRPSKA – YEAR 2017

MJESEČNI BROJ VOZILA
MONTHLY NUMBER OF VEHICLES

Automatski brojač broj - Automatic counter number
 Lokalizet - Location / Stacionaža - Mileage [km+m]
 Broj puta - Road number / Dionica - Section

000005
 Donji Jelovac / 20+296,00
 M 15 (MII-501) / Kozarska Dubica 1 - Prijedor

5

	Mjesec - Month											
	Januar- January	Februar- February	Mart- March	April- April	Maj- May	Juni- June	Juli- July	August- August	Septembar- September	Oktober- October	Novembar- November	Decembar- December
1	1497	1447	1692	3465	2824	2203	2991	3277	2325	2685	2070	1760
2	2492	1528	1746	2787	2123	2439	3091	2722	2662	2419	2006	2567
3	2305	1486	1854	2677	2225	2537	2738	2977	2655	2130	2044	2073
4	2323	1537	2215	3467	2331	2246	2319	3155	2586	2064	2319	2368
5	2239	2018	2045	2612	2703	2398	2228	3703	2293	2154	2267	2066
6	1841	1458	2026	2372	2522	2554	2514	3722	2211	2263	2221	1819
7	1309	1027	1921	2243	2531	2123	2543	3598	2442	2933	2021	1848
8	1888	1348	1649	2822	2427	2053	3177	3118	2344	2840	1817	1946
9	2032	1392	1782	2259	2039	2263	2974	2646	2580	2816	1946	2382
10	1961	1235	1908	2231	2092	2515	2925	2838	2400	2133	2046	2051
11	1445	1062	2349	1964	2537	2277	2599	2972	2670	2211	2492	1846
12	1781	1416	1992	2005	2649	2345	2426	3320	2350	2059	2220	1902
13	1899	1089	1865	1987	2675	2236	2476	3500	2082	2264	2341	1879
14	1531	1158	1974	2098	2175	2083	2522	3714	2369	2874	2037	1759
15	2074	1520	1781	2571	2387	2131	3483	2730	2244	2505	2084	1993
16	1864	1520	1903	2314	2020	2062	3507	2712	2870	2483	2156	2177
17	1505	1839	1919	2100	2011	2422	3360	3219	2557	2098	2101	1927
18	1790	1775	2367	2020	2149	2423	2798	2939	2325	1979	2518	1610
19	1771	2164	2073	2055	2003	2050	2638	3163	2224	2149	2156	1658
20	2153	1995	2090	2002	2723	2051	2900	2988	2446	2114	2480	1197
21	1886	1667	1904	2108	2627	1898	2820	2786	2278	2871	2071	1376
22	1771	1812	1968	2680	2347	1972	3669	2543	2382	2634	1894	1597
23	1643	1827	1924	2622	2546	2870	3668	2307	2808	2331	1899	1908
24	1378	1498	2042	2187	2102	2996	3448	2353	2522	2131	1994	1350
25	1649	1616	2355	2163	2203	2470	3268	2423	2209	2285	2212	1387
26	1524	2062	2021	2097	2265	2762	2923	2787	2231	2215	1915	2071
27	1168	1823	2170	2273	2817	2352	2791	2708	1988	2175	1684	1430
28	1371	1585	2071	2601	2428	2174	3188	2653	2150	2936	1827	1629
29	1606	1740	2057	3277	2376	2318	3857	2256	2445	2968	1733	2359
30	1409		2464	2539	2035	2469	3895	2130	2886	2786	1852	3179
31	1221		3121		1874		3515	2323		3263		2999
Ukupno- Total	54327	45607	63220	72589	72771	69698	93320	90305	72538	75759	62414	60103
Prosjek- Average	1752	1573	2039	2420	2347	2323	3010	2913	2418	2444	2080	1939
Godišnji prosjek (PGDS) - Annual average (AADT)												2275

BROJANJE VOZILA NA MREŽI PUTEVA U REPUBLICI SRPSKOJ – 2017. GODINA
VEHICLE COUNTING ON THE ROAD NETWORK OF THE REPUBLIC OF SRPSKA – YEAR 2017

STRUKTURA SAOBRAĆAJNOG TOKA
TRAFFIC FLOW COMPOSITION

Automatski brojač broj - Automatic counter number 000005
 Lokalitet - Location / Stacionaža - Mileage [km+m] Donji Jelovac / 20+296,00
 Broj puta - Road number / Dionica - Section M 15 (MII-501) / Kozarska Dubica 1 - Prijedor

Mjesec - Month	Smjer - Direction	Dužina vozila - Vehicle length								Ukupno - Total
		< 5,5 m	(%)	5,5 - 12 m	(%)	12 - 16,5 m	(%)	< 16,5 m	(%)	
Januar - January	I	23569	92.1	1806	7.1	127	0.5	82	0.3	25584
	II	26941	93.7	1711	6.0	82	0.3	9	0.0	28743
	ukupno - total	50510	93.0	3517	6.5	209	0.4	91	0.2	54327
Februar - February	I	21211	91.8	1793	7.8	99	0.4	7	0.0	23110
	II	20530	91.3	1849	8.2	111	0.5	7	0.0	22497
	ukupno - total	41740	91.5	3642	8.0	210	0.5	14	0.0	45607
Mart - March	I	29656	91.3	2573	7.9	252	0.8	14	0.0	32495
	II	27734	90.3	2692	8.8	282	0.9	17	0.1	30725
	ukupno - total	57389	90.8	5265	8.3	534	0.8	31	0.0	63220
April - April	I	34253	92.6	2449	6.6	275	0.7	13	0.0	36989
	II	32512	91.3	2769	7.8	305	0.9	14	0.0	35600
	ukupno - total	66765	92.0	5218	7.2	579	0.8	27	0.0	72589
Maj - May	I	32937	92.0	2609	7.3	234	0.7	17	0.0	35798
	II	33821	91.5	2832	7.7	305	0.8	15	0.0	36973
	ukupno - total	66758	91.7	5442	7.5	539	0.7	32	0.0	72771
Juni - June	I	32254	91.5	2730	7.7	254	0.7	12	0.0	35251
	II	31012	90.0	3118	9.1	307	0.9	10	0.0	34447
	ukupno - total	63266	90.8	5849	8.4	561	0.8	22	0.0	69698
Juli - July	I	46298	93.1	3165	6.4	280	0.6	13	0.0	49755
	II	39714	91.2	3518	8.1	326	0.7	7	0.0	43564
	ukupno - total	86012	92.2	6682	7.2	606	0.6	20	0.0	93320
Avgust - August	I	38686	93.0	2567	6.2	335	0.8	10	0.0	41598
	II	45467	93.3	2885	5.9	347	0.7	7	0.0	48706
	ukupno - total	84153	93.2	5452	6.0	682	0.8	17	0.0	90305
Septembar - September	I	33020	90.8	3015	8.3	339	0.9	10	0.0	36384
	II	32481	89.8	3337	9.2	326	0.9	9	0.0	36153
	ukupno - total	65501	90.3	6352	8.8	665	0.9	19	0.0	72538
Oktobar - October	I	34584	91.2	2969	7.8	352	0.9	19	0.1	37924
	II	34118	90.2	3328	8.8	359	0.9	29	0.1	37835
	ukupno - total	68702	90.7	6297	8.3	712	0.9	48	0.1	75759
Novembar - November	I	28305	91.0	2485	8.0	284	0.9	15	0.0	31089
	II	28268	90.2	2728	8.7	313	1.0	16	0.1	31325
	ukupno - total	56573	90.6	5214	8.4	597	1.0	31	0.1	62414
Decembar - December	I	29001	92.3	2242	7.1	153	0.5	7	0.0	31403
	II	25945	90.4	2548	8.9	198	0.7	9	0.0	28700
	ukupno - total	54946	91.4	4790	8.0	351	0.6	16	0.0	60103
Ukupno (godišnje) - Total (annual)	I	383773	91.9	30403	7.3	2985	0.7	220	0.1	417380
	II	378543	91.2	33316	8.0	3260	0.8	150	0.0	415270
	ukupno - total	762316	91.6	63719	7.7	6245	0.8	370	0.0	832650
Prosjeak (PGDS) - Average (AADT)	I	1049	91.9	83	7.3	8	0.7	1	0.1	1140
	II	1034	91.2	91	8.0	9	0.8	0	0.0	1135
	ukupno - total	2083	91.6	174	7.7	17	0.8	1	0.0	2275

BRONJE VOZILA NA MREZI PUTEVA U REPUBLICI SRPSKOJ – 2017. GODINA
VEHICLE COUNTING ON THE ROAD NETWORK OF THE REPUBLIC OF SRPSKA – YEAR 2017

SAOBRAĆAJNI POKAZATELJI

Automatski brojač broj
 Lokaliteta / Stacionaža [km+m]
 Broj puta / Dionica

000005

Donji Jelovac / 20+296,00
 M 15 (MII-501) / Kozarska Dubica 1 - Prijedor

Mjesec	Smjer	minimalni čas		maksimalni čas		minimalni dan		maksimalni dan		dnevni prosjek (05-21 h) (21-05 h)	noćni prosjek (21-05 h)	prosjek radnim danom	prosjek vikendom	ljetni prosjek
		datum/dan	čas	voz/h	datum/dan	čas	voz/h	datum/dan	voz/dan					
Januar	I	31/utorak	0	0	4/srijeda	15	84	24/utorak	343	961	621	671	667	
	II	31/utorak	3	0	7/subota	12	116	24/utorak	339	946	635	662	745	
Februar	I+II	25/srijeda	2	0	7/subota	12	180	24/utorak	682	1905	1256	1333	1412	
	I	28/utorak	2	0	18/subota	15	75	5/nedjelja	512	858	655	709	708	
Mart	II	28/utorak	5	0	25/subota	11	82	6/ponedjeljak	592	819	646	678	756	
	I+II	17/petak	3	0	25/subota	11	156	5/nedjelja	1145	1608	1301	1387	1464	
April	I	29/srijeda	3	0	22/srijeda	14	80	13/ponedjeljak	363	1040	682	743	745	
	II	31/petak	3	0	31/petak	9	94	13/ponedjeljak	380	972	670	705	816	
Maj	I+II	31/petak	3	1	31/petak	9	158	13/ponedjeljak	743	1926	1353	1449	1561	
	I	30/nedjelja	4	0	14/petak	15	141	23/nedjelja	756	1990	900	1002	1017	
Jun	II	28/petak	4	0	17/ponedjeljak	15	156	4/utorak	742	1882	867	936	988	
	I+II	25/utorak	2	0	17/ponedjeljak	12	226	23/nedjelja	1500	3055	1767	1938	2004	
Jul	I	31/srijeda	2	0	28/nedjelja	19	110	7/nedjelja	757	1158	816	918	882	
	II	31/srijeda	3	0	5/petak	11	130	10/srijeda	785	1121	824	892	988	
Avgust	I+II	12/ponedjeljak	2	0	5/petak	11	212	10/srijeda	1582	2266	1640	1810	1870	
	I	16/petak	3	0	30/petak	20	100	11/nedjelja	779	1351	817	111	940	905
Septembar	II	2/petak	3	1	25/nedjelja	16	105	4/nedjelja	781	1176	807	103	948	909
	I	3/ponedjeljak	5	0	30/petak	12	170	4/nedjelja	1565	2430	1624	214	1830	1838
Oktobar	II	25/utorak	3	0	21/petak	21	185	3/ponedjeljak	783	1836	1027	251	1327	1278
	I+II	25/utorak	3	1	21/petak	21	264	4/utorak	893	1682	950	195	1102	1235
Novembar	I	31/četvrtak	2	0	19/subota	18	179	3/ponedjeljak	1748	3176	1977	446	2429	2408
	II	27/srijeda	2	0	15/subota	18	168	30/srijeda	889	2003	1022	170	1145	1328
Decembar	I+II	31/četvrtak	2	0	15/subota	18	179	30/srijeda	932	1994	1206	145	1292	1521
	I	30/četvrtak	3	0	18/petak	18	250	30/srijeda	1821	3649	2228	315	2437	2543
Godina	II	27/srijeda	2	0	30/subota	15	148	17/nedjelja	767	1337	897	100	992	1009
	I+II	28/četvrtak	3	0	30/subota	11	129	28/četvrtak	821	1297	903	91	947	1106
Godina	I	23/ponedjeljak	3	0	28/subota	15	216	28/četvrtak	1720	2481	1800	191	1939	2115
	II	30/ponedjeljak	3	0	31/utorak	16	160	22/nedjelja	739	1772	882	89	943	1038
Godina	I+II	11/srijeda	2	1	31/utorak	15	216	10/utorak	748	1626	883	77	930	1030
	I	30/četvrtak	3	0	11/subota	13	112	12/nedjelja	746	1110	814	72	884	891
Godina	II	30/četvrtak	1	0	21/utorak	11	116	30/četvrtak	756	1222	826	70	857	1006
	I+II	23/četvrtak	3	1	21/utorak	11	182	4/subota	1548	2256	1640	142	1740	1897
Godina	I	19/utorak	1	0	23/subota	15	159	19/utorak	670	2011	884	98	964	1020
	II	23/subota	4	0	26/utorak	13	122	19/utorak	659	1145	798	73	872	867
Godina	I+II	13/srijeda	3	0	23/subota	15	224	19/utorak	1329	2849	1682	171	1836	1887
	I	31-1/utorak	0	0	21-7/petak	21	185	24-1/utorak	343	2011	836	105	938	1101
Godina	II	31-1/utorak	3	0	15-8/utorak	18	179	24-1/utorak	339	1994	836	93	900	995
	I+II	25-1/srijeda	2	0	21-7/petak	21	264	24-1/utorak	682	3649	1672	198	1837	1944

BRONJE VOZILA NA MREZI PUTEVA U REPUBLICI SRPSKOJ – 2017. GODINA
VEHICLE COUNTING ON THE ROAD NETWORK OF THE REPUBLIC OF SRPSKA – YEAR 2017

TRAFFIC PARAMETERS

Automatic counter number
 Location / Mileage [km+m]
 Road number / Section

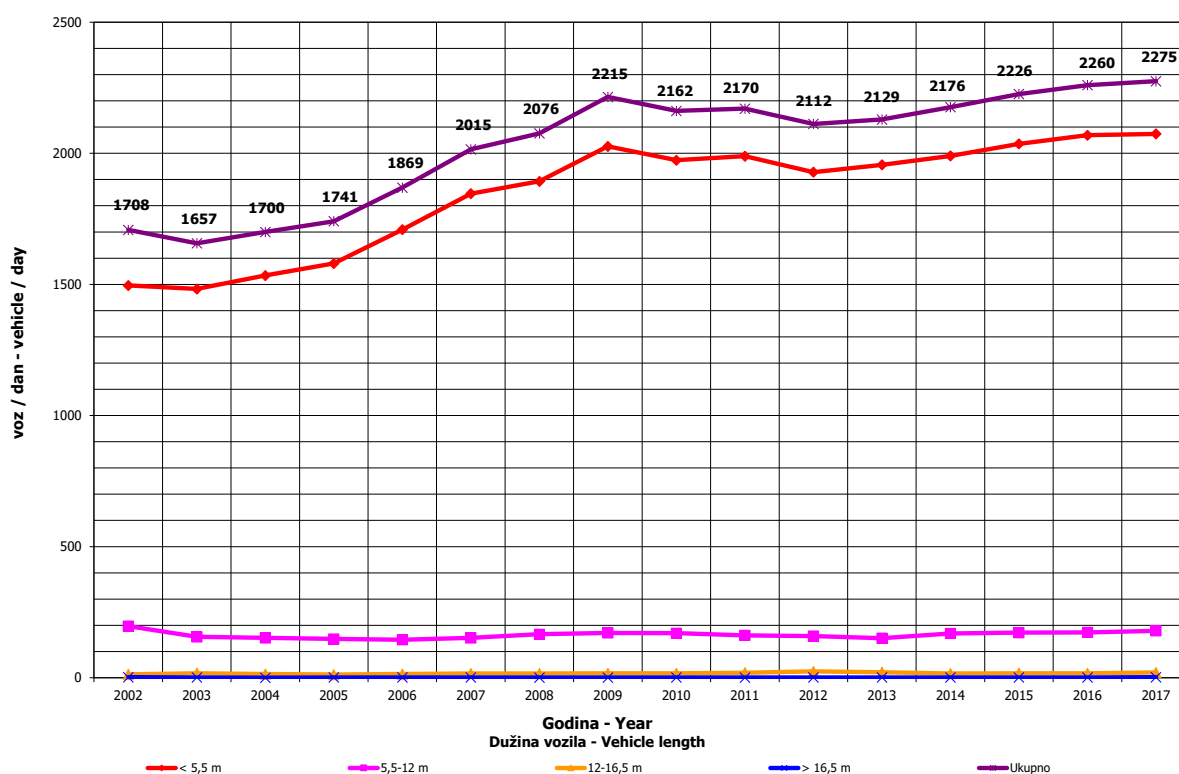
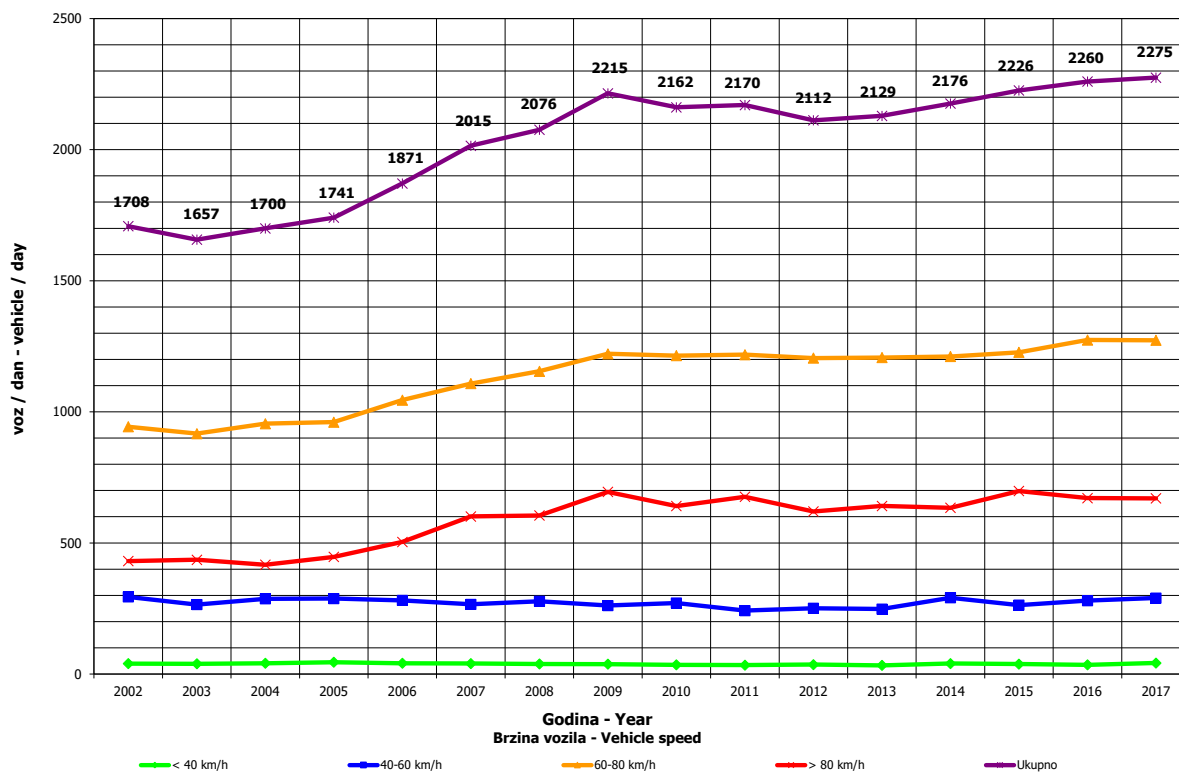
000005
 Donji Jelovac / 20+296,00
 M 15 (MII-501) / Kozarska Dubica 1 - Prijedor

Month	Direction	minimum hour		maximum hour		minimum day		maximum day		day time average (5-21 h)	night average (21-05 h)	working day average	weekend average	summer average
		date/day	hour	veh/h	date/day	hour	veh/day	date/day	veh/day					
January	I	31/Tuesday	0	0	4/Wednesday	15	84	24/Tuesday	343	961	621	48	671	667
	II	31/Tuesday	3	0	7/Saturday	12	116	24/Tuesday	339	946	635	57	662	745
February	I+II	25/Wednesday	2	0	7/Saturday	12	180	24/Tuesday	682	1905	1256	105	1333	1412
	I	28/Tuesday	2	0	18/Saturday	15	75	5/Sunday	512	858	655	53	709	708
March	II	28/Tuesday	5	0	25/Saturday	11	82	6/Monday	592	819	646	55	678	756
	I+II	17/Friday	3	0	25/Saturday	11	156	5/Sunday	1145	1608	1301	108	1387	1464
April	I	29/Wednesday	3	0	22/Wednesday	14	80	13/Monday	363	1040	682	61	743	745
	II	31/Friday	3	0	31/Friday	9	94	13/Monday	380	972	670	64	705	816
May	I+II	31/Friday	3	1	31/Friday	9	158	13/Monday	743	1926	1353	125	1449	1561
	I	30/Sunday	4	0	14/Friday	15	141	23/Sunday	756	1990	900	108	1002	1017
June	II	28/Friday	4	0	17/Monday	15	156	4/Tuesday	742	1882	867	90	936	988
	I+II	25/Tuesday	2	0	17/Monday	12	226	23/Sunday	1500	3055	1767	197	1938	2004
July	I	31/Wednesday	2	0	28/Sunday	19	110	7/Sunday	757	1158	816	91	918	882
	II	31/Wednesday	3	0	5/Friday	11	130	10/Wednesday	785	1121	824	96	892	988
August	I+II	31/Wednesday	2	0	5/Friday	11	212	10/Wednesday	1582	2266	1640	187	1810	1870
	I	12/Monday	1	0	30/Friday	20	100	11/Sunday	779	1351	817	111	940	905
September	II	16/Friday	3	0	25/Sunday	16	105	4/Sunday	781	1176	807	103	890	948
	I+II	2/Friday	3	1	30/Friday	12	170	4/Sunday	1565	2430	1624	214	1830	1838
October	I	3/Monday	5	0	21/Friday	21	185	3/Monday	783	1836	1027	251	1327	1278
	II	25/Tuesday	3	0	22/Saturday	19	130	4/Tuesday	893	1682	950	195	1102	1235
November	I+II	25/Tuesday	3	1	21/Friday	21	264	3/Monday	1748	3176	1977	446	2429	2408
	I	31/Thursday	3	1	19/Saturday	1	168	30/Wednesday	889	2003	1022	170	1145	1192
December	II	4/Friday	2	0	15/Tuesday	18	179	30/Wednesday	932	1994	1206	145	1292	1521
	I+II	31/Thursday	2	3	18/Friday	18	250	30/Wednesday	1821	3649	2228	315	2437	2543
Year	I	27/Wednesday	2	0	30/Saturday	15	148	17/Sunday	767	1337	897	100	992	1009
	II	28/Thursday	3	0	30/Saturday	11	129	28/Thursday	821	1297	903	91	947	1106
January	I+II	27/Wednesday	2	0	30/Saturday	15	216	28/Thursday	1720	2481	1800	191	1939	2115
	I	23/Monday	3	0	28/Saturday	10	141	22/Sunday	739	1772	882	89	943	1038
February	II	30/Monday	3	0	31/Tuesday	16	160	10/Tuesday	748	1626	883	77	930	1030
	I+II	11/Wednesday	2	1	31/Tuesday	15	216	10/Tuesday	1513	2794	1764	166	1873	2068
March	I	30/Thursday	3	0	11/Saturday	13	112	12/Sunday	746	1110	814	72	884	891
	II	30/Thursday	1	0	21/Tuesday	11	116	30/Thursday	756	1222	826	70	857	1006
April	I+II	23/Thursday	3	1	21/Tuesday	11	182	30/Thursday	1548	2256	1640	142	1740	1897
	I	19/Thursday	1	0	23/Saturday	15	159	19/Thursday	670	2011	884	98	964	1020
May	II	23/Saturday	4	0	26/Tuesday	13	122	19/Thursday	659	1145	798	73	872	867
	I+II	13/Wednesday	3	0	23/Saturday	15	224	19/Thursday	1329	2849	1682	171	1836	1887
June	I	31/Thursday	0	0	21/Thursday	21	185	24/Thursday	343	2011	836	105	938	1101
	II	31/Thursday	3	0	15/Thursday	18	179	24/Thursday	339	1994	836	93	900	1102
Year	I+II	25/Thursday	2	0	21/Thursday	21	264	24/Thursday	682	3649	1672	198	1837	1944

GODIŠNJA NERAVNOMJERNOST SAOBRAĆAJNOG TOKA TRAFFIC FLOW ANNUAL VARIATION

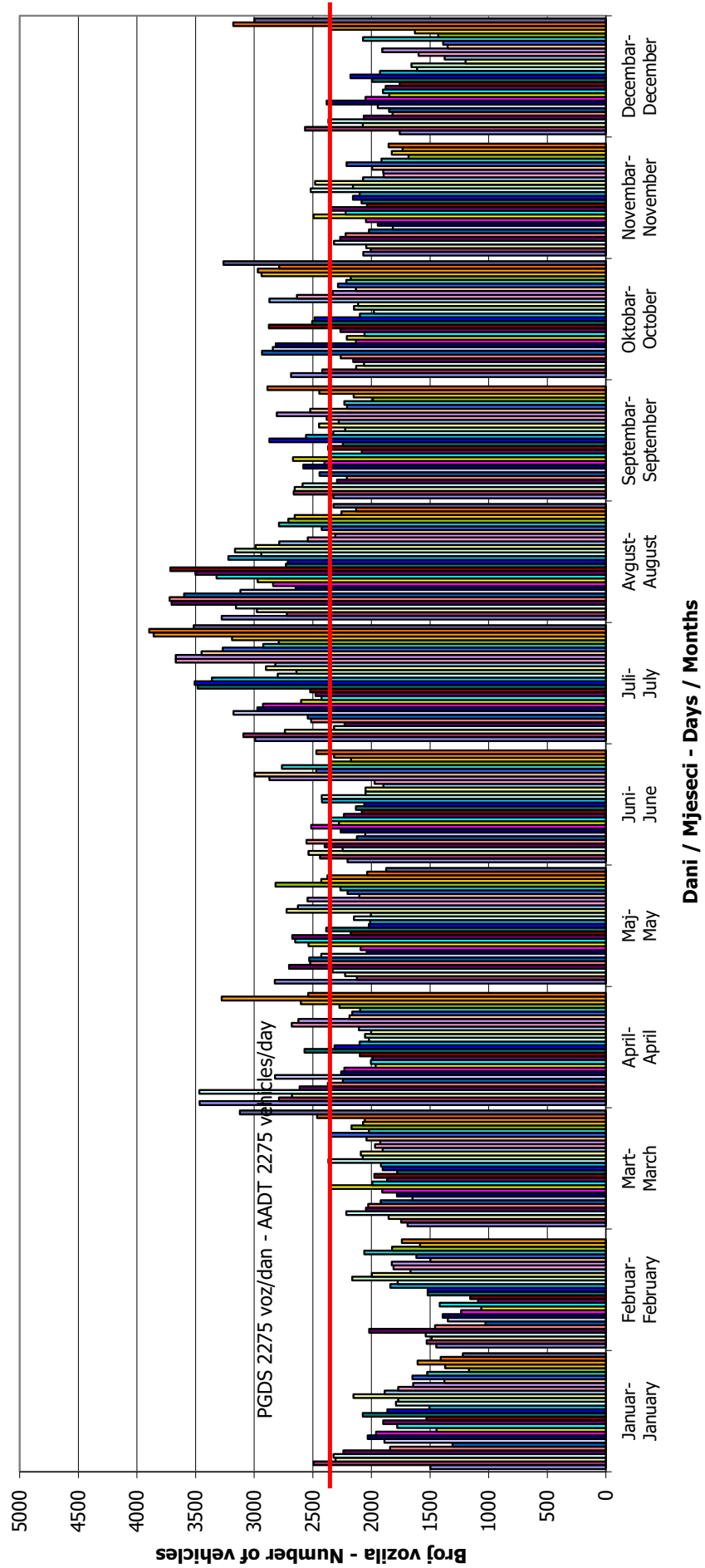
Automatski brojač broj - Automatic counter number
 Lokalizet - Location / Stacionaža - Mileage [km+m]
 Broj puta - Road number / Dionica - Section

000005
 Donji Jelovac / 20+296,00
 M 15 (MII-501) / Kozarska Dubica 1 -
 Prijedor



DNEVNA NERAVNOMJERNOST SAOBRAĆAJNOG TOKA
TRAFFIC FLOW DAILY VARIATION

Automatski brojač broj - Automatic counter number 000005
 Lokalityet - Location / Stacionaža - Mileage [km+m] Donji Jelovac / 21+600,00
 Broj puta - Road number/ Dionica - Section M 15 (MII-501) / Kozarska Dubica 1 - Prijedor

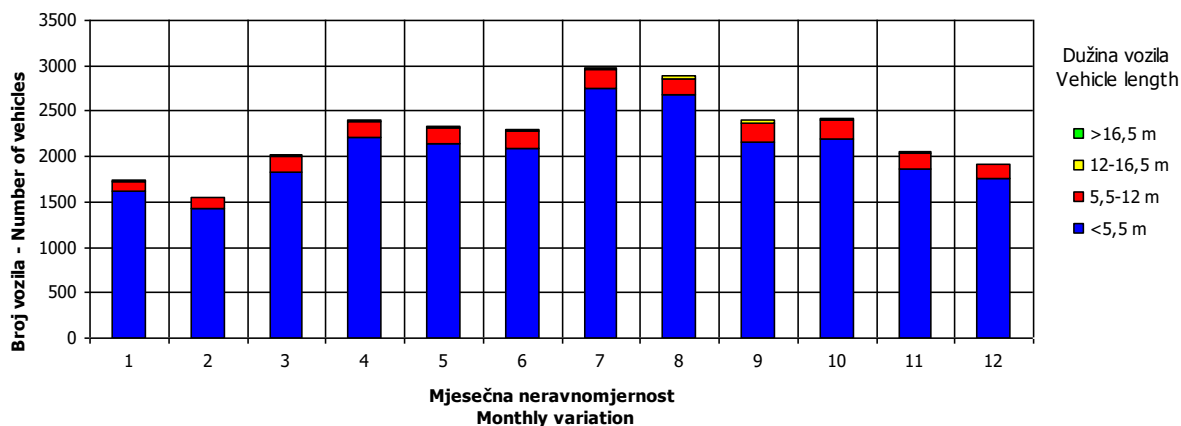
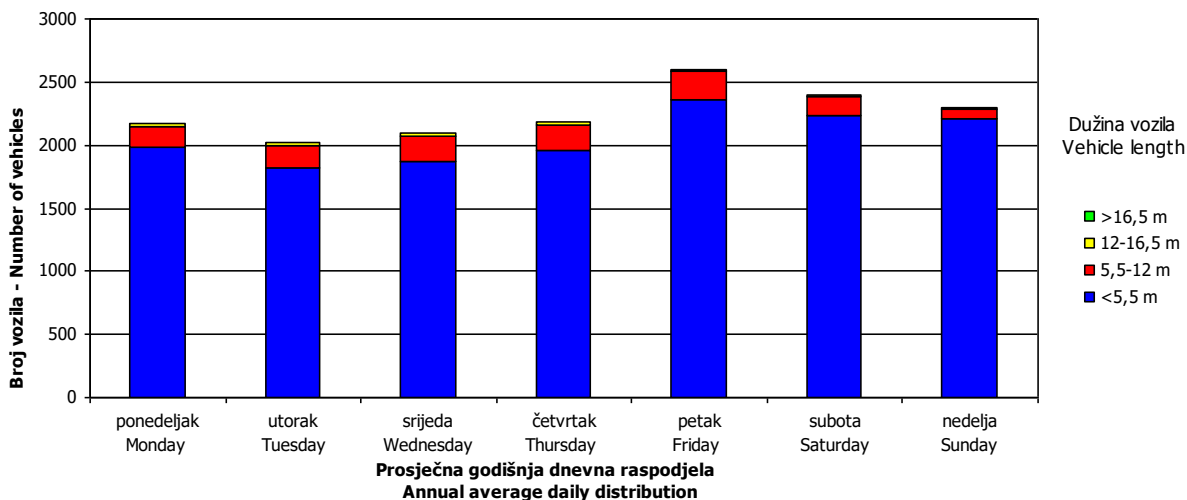
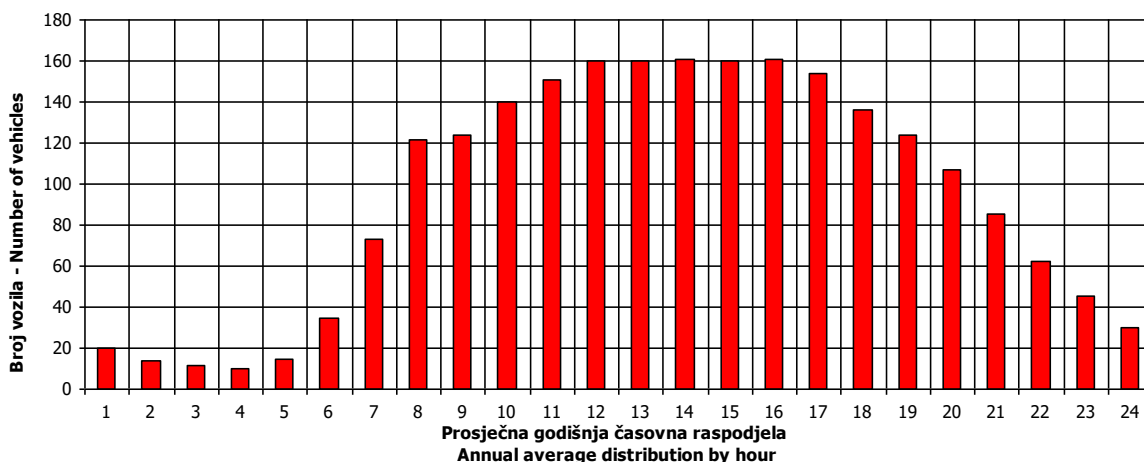


VREMENSKA RASPODJELA SAOBRAĆAJNOG TOKA TRAFFIC FLOW TIME DISTRIBUTION

Automatski brojač broj - Automatic counter number
 Lokalizet - Location / Stacionaža - Mileage [km+m]
 Broj puta - Road number / Dionica - Section

000005
 Donji Jelovac / 20+296,00
 M 15 (MII-501) / Kozarska Dubica 1 -
 Prijedor

PGDS 2275 voz/dan AADT 2275 veh/day

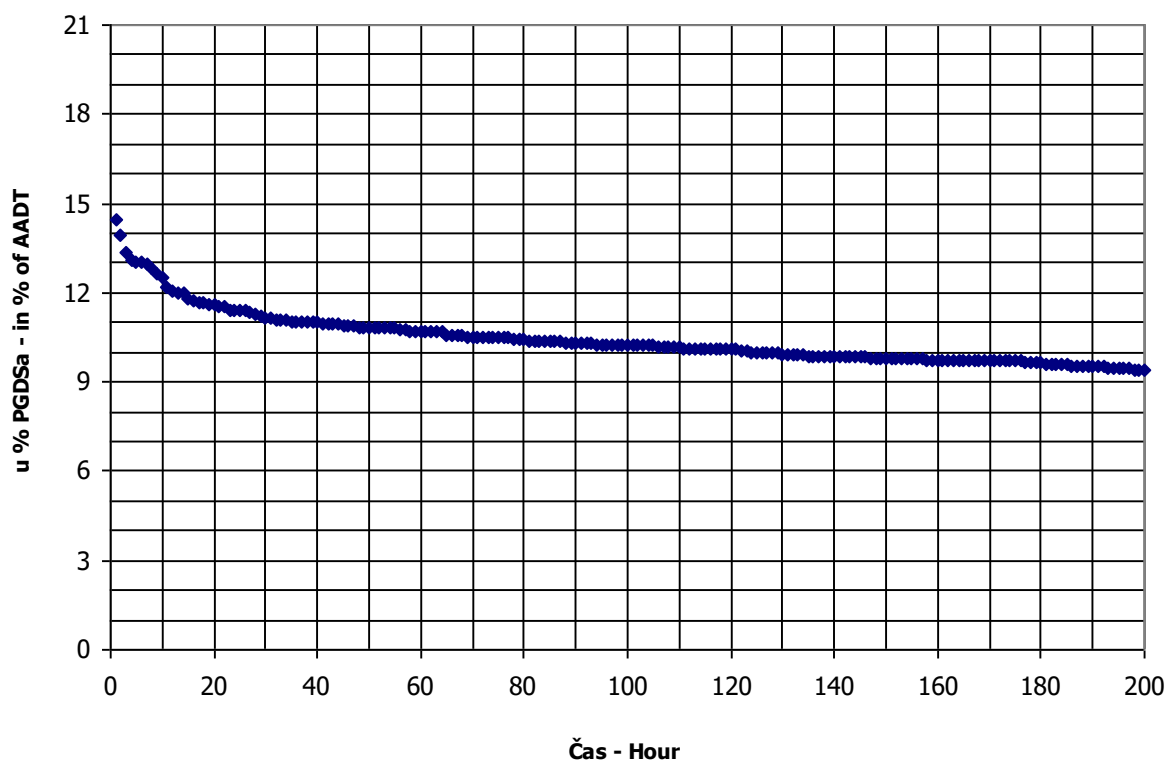


SATNA DISTRIBUCIJA SAOBRAĆAJNOG TOKA TRAFFIC FLOW HOURLY DISTRIBUTION

Automatski brojač broj - Automatic counter number
 Lokalitet - Location / Stacionaža - Mileage [km+m]
 Broj puta - Road number / Dionica - Section

000005
 Donji Jelovac / 20+296,00
 M 15 (MII-501) / Kozarska Dubica 1 -
 Prijedor

PGDS - AADT	2275 voz/dan - veh/day							
Čas - Hour	Maksimalni vršni sat - Maximum peak hour	10	20	30	40	50	100	200
Sat u danu - Hour of day	21	18	15	10	12	12	16	14
Sat u godini - Hour in year	4846	5227	7288	5531	5005	5173	8561	5103
Dan - Day of week	petak - Friday	nedelja - Sunday	utorak - Tuesday	subota - Saturday	petak - Friday	petak - Friday	subota - Saturday	utorak - Tuesday
Datum - Date	21	6	31	19	28	4	23	1
Mjesec - Month	Juli - July	Avgust - August	Oktobar - October	Avgust - August	Juli - July	Avgust - August	Decembar - December	Avgust - August
Vrijednost - Value	264	224	216	210	206	203	192	176
% - percent	14.12	11.98	11.55	11.23	11.02	10.86	10.27	9.41



BROJANJE VOZILA NA MREŽI PUTEVA U REPUBLICI SRPSKOJ – 2017. GODINA
VEHICLE COUNTING ON THE ROAD NETWORK OF THE REPUBLIC OF SRPSKA – YEAR 2017

MJESEČNI BROJ VOZILA
MONTHLY NUMBER OF VEHICLES

Automatski brojač broj - Automatic counter number

000006

Lokalitet - Location / Stacionaža - Mileage [km+m]

Komlenac / 14+835,00

Broj puta - Road number / Dionica - Section

M 14 (MI-100) / Kostajnica - Kozarska Dubica 1

6

	Mjesec - Month											
	Januar- January	Februar- February	Mart- March	April- April	Maj- May	Juni- June	Juli- July	August- August	Septembar- September	Oktoibar- October	Novembar- November	Decembar- December
1	867	919	1069	1327	1346	1488	1540	2072	1493	1567	1260	1127
2	1153	943	1299	1581	1322	1358	1621	1615	1545	1212	1410	1357
3	1002	1092	1112	1295	1376	1403	1333	1744	1655	1363	1357	1180
4	1371	1015	1253	1748	1560	1450	1452	1707	1489	1290	1372	890
5	1281	1079	1381	1375	1541	1143	1402	1785	1438	1437	1404	1081
6	1185	906	970	1622	1600	1209	1763	1945	1382	1345	1144	1099
7	860	588	1110	1359	1579	1158	1436	1627	1631	1420	1338	1314
8	1151	845	994	1486	1177	1379	1487	1689	1299	1496	1186	1118
9	1072	929	770	1523	1365	1345	1560	1606	1439	1240	1316	1082
10	885	1007	732	1266	1206	1458	1522	1808	1466	1296	1147	1069
11	1194	869	1064	1240	1590	1467	1725	1668	1131	1277	1413	829
12	979	1096	1158	1189	1384	1194	1556	1824	1410	1490	1408	1101
13	1258	823	919	1380	1494	1332	1615	1856	1468	1337	1183	1058
14	1089	763	1197	1325	1360	1359	1402	1675	1601	1432	1286	1204
15	1165	984	1111	1332	1005	1447	1851	1632	1413	1562	1332	1086
16	1190	1017	1299	1459	1287	1339	1950	1582	1500	1148	1442	1050
17	848	1197	1260	1137	1283	1522	1506	1886	1521	1174	1316	986
18	1165	1029	1397	1256	1466	1596	1548	1930	1040	1225	1393	909
19	1059	1163	1357	1272	1371	1111	1593	1742	1304	1433	1526	1084
20	1262	1125	1090	1470	1282	1119	1809	1592	1497	1294	1186	1164
21	1139	900	1225	1266	1603	1268	1636	1477	1443	1358	1210	1359
22	1061	1087	1223	1384	1560	1309	1780	1645	1446	1419	1108	1166
23	1118	1107	1367	1392	1579	1305	1659	1487	1529	1156	1344	1288
24	784	1254	1227	1199	1327	1438	1527	1678	1433	1275	1161	1325
25	1148	1130	1328	1324	1458	1431	1723	1445	1122	1114	1242	978
26	1055	1291	1424	1421	1286	1090	1593	1729	1446	1511	1413	1188
27	984	1277	1198	1522	1479	1362	1870	1756	1247	1260	940	1161
28	928	1156	1266	1385	1519	1249	1755	1311	1432	1383	1188	1188
29	1067	1270	1285	1701	1223	1479	1758	1420	1347	1579	1094	1399
30	1089		1553	1315	1195	1496	1973	1330	1557	1185	1258	1366
31	604		1478		1254		1879	1601		1492		1228
Ukupno- Total	33001	29851	37101	41578	43069	40302	50855	51892	42775	41800	38391	35433
Prosjek- Average	1065	1029	1197	1386	1389	1343	1640	1674	1426	1348	1280	1143
Godišnji prosjek (PGDS) - Annual average (AADT)												1328

BROJANJE VOZILA NA MREŽI PUTEVA U REPUBLICI SRPSKOJ – 2017. GODINA
VEHICLE COUNTING ON THE ROAD NETWORK OF THE REPUBLIC OF SRPSKA – YEAR 2017

STRUKTURA SAOBRAĆAJNOG TOKA
TRAFFIC FLOW COMPOSITION

Automatski brojač broj - Automatic counter number
 Lokalizet - Location / Stacionaža - Mileage [km+m]
 Broj puta - Road number / Dionica - Section

000006
 Komlenac / 14+835,00
 M 14 (MI-100) / Kostajnica - Kozarska
 Dubica 1

Mjesec- Month	Smjer- Direction	Dužina vozila - Vehicle length								Ukupno- Total
		< 5,5 m	(%)	5,5 - 12 m	(%)	12 - 16,5 m	(%)	< 16,5 m	(%)	
Januar - January	I	15455	93.1	965	5.8	169	1.0	4	0.0	16593
	II	15291	93.2	920	5.6	193	1.2	4	0.0	16408
	ukupno - total	30745	93.2	1885	5.7	362	1.1	8	0.0	33001
Februar - February	I	13749	91.3	1122	7.4	193	1.3	2	0.0	15066
	II	13504	91.3	1048	7.1	231	1.6	2	0.0	14784
	ukupno - total	27253	91.3	2170	7.3	423	1.4	4	0.0	29851
Mart - March	I	16749	89.9	1590	8.5	283	1.5	4	0.0	18626
	II	16783	90.8	1404	7.6	284	1.5	5	0.0	18475
	ukupno - total	33531	90.4	2994	8.1	567	1.5	9	0.0	37101
April - April	I	18660	91.1	1559	7.6	269	1.3	2	0.0	20490
	II	19275	91.4	1476	7.0	337	1.6	1	0.0	21088
	ukupno - total	37935	91.2	3034	7.3	607	1.5	3	0.0	41578
Maj - May	I	19851	91.8	1474	6.8	283	1.3	8	0.0	21615
	II	19759	92.1	1371	6.4	317	1.5	7	0.0	21454
	ukupno - total	39610	92.0	2845	6.6	599	1.4	15	0.0	43069
Juni - June	I	18319	91.1	1444	7.2	332	1.7	6	0.0	20101
	II	18422	91.2	1379	6.8	399	2.0	1	0.0	20201
	ukupno - total	36741	91.2	2823	7.0	731	1.8	7	0.0	40302
Juli - July	I	23227	91.5	1808	7.1	336	1.3	2	0.0	25373
	II	23367	91.7	1749	6.9	364	1.4	2	0.0	25482
	ukupno - total	46594	91.6	3557	7.0	700	1.4	4	0.0	50855
Avgust - August	I	24282	92.0	1735	6.6	381	1.4	5	0.0	26404
	II	23497	92.2	1626	6.4	363	1.4	2	0.0	25488
	ukupno - total	47780	92.1	3361	6.5	744	1.4	7	0.0	51892
Septembar - September	I	19022	88.4	2075	9.6	416	1.9	8	0.0	21521
	II	18916	89.0	1920	9.0	416	2.0	2	0.0	21254
	ukupno - total	37938	88.7	3995	9.3	832	1.9	10	0.0	42775
Oktobar - October	I	18700	89.3	1873	8.9	367	1.8	5	0.0	20945
	II	18781	90.1	1691	8.1	378	1.8	5	0.0	20855
	ukupno - total	37481	89.7	3564	8.5	745	1.8	10	0.0	41800
Novembar - November	I	17161	88.6	1784	9.2	411	2.1	5	0.0	19361
	II	16999	89.3	1614	8.5	413	2.2	4	0.0	19030
	ukupno - total	34160	89.0	3398	8.9	824	2.1	9	0.0	38391
Decembar - December	I	16096	90.0	1478	8.3	318	1.8	3	0.0	17894
	II	15951	90.9	1289	7.3	295	1.7	4	0.0	17539
	ukupno - total	32047	90.4	2767	7.8	613	1.7	7	0.0	35433
Ukupno (godišnje) - Total (annual)	I	221270	90.7	18906	7.7	3758	1.5	55	0.0	243988
	II	220544	91.1	17488	7.2	3988	1.6	40	0.0	242060
	ukupno - total	441814	90.9	36393	7.5	7746	1.6	95	0.0	486048
Prosjeak (PGDS) - Average (AADT)	I	605	90.7	52	7.7	10	1.5	0	0.0	667
	II	603	91.1	48	7.2	11	1.6	0	0.0	661
	ukupno - total	1207	90.9	99	7.5	21	1.6	0	0.0	1328

BRONANJE VOZILA NA MREŽI PUTEVA U REPUBLICI SRPSKOJ – 2017. GODINA
VEHICLE COUNTING ON THE ROAD NETWORK OF THE REPUBLIC OF SRPSKA – YEAR 2017

SAOBRAĆAJNI POKAZATELJI

Automatski brojač broj
 Lokaliteta / Stacionaža [km+m]
 Broj puta / Dionica

000006

Komlenac / 14+835,00

M 14 (MI-100) / Kostajnica - Kozarska Dubica 1

Mjesec	Smjer	minimalni čas		maksimalni čas		minimalni dan		maksimalni dan		dnevni prosjek (05-21 h) (21-05 h)	noćni prosjek (21-05 h)	prosjek radnim danom	prosjek vikendom	ljetni prosjek	
		datum/dan	čas	voz/h	datum/dan	čas	voz/h	datum/dan	voz/dan						
Januar	I	31/utorak	4	0	11/srijeda	10	52	24/utorak	256	4/1/srijeda	532	369	46	430	388
	II	31/utorak	3	0	11/srijeda	11	63	24/utorak	240	21/subota	550	376	44	428	378
Februar	I+II	31/utorak	1	0	11/srijeda	11	107	24/utorak	496	21/subota	1074	736	90	858	766
	I	28/utorak	1	0	22/srijeda	7	60	5/nedjelja	356	22/srijeda	582	405	45	455	439
Mart	II	28/utorak	4	0	18/subota	12	61	5/nedjelja	313	22/srijeda	572	403	45	456	430
	I+II	14/utorak	0	0	22/srijeda	11	105	5/nedjelja	669	22/srijeda	1154	808	91	911	869
April	I	31/petak	2	0	22/srijeda	7	62	13/ponedjeljak	325	31/petak	548	417	45	462	466
	II	31/petak	1	0	1/srijeda	12	60	13/ponedjeljak	304	25/subota	563	410	46	456	459
Maj	I+II	29/srijeda	2	0	25/subota	11	103	13/ponedjeljak	629	31/petak	1094	828	92	918	924
	I	28/petak	2	0	22/subota	9	63	9/nedjelja	462	15/subota	699	492	64	557	554
Jun	II	28/petak	3	0	19/srijeda	13	69	9/nedjelja	424	15/subota	708	492	63	555	555
	I+II	5/srijeda	1	0	29/subota	12	114	9/nedjelja	886	15/subota	1407	984	126	1112	1109
Juli	I	31/srijeda	3	0	13/subota	17	85	1/ponedjeljak	459	13/subota	674	518	72	595	578
	II	31/srijeda	3	0	3/srijeda	13	71	1/ponedjeljak	408	6/subota	698	513	66	588	557
Avgust	I+II	31/srijeda	3	0	13/subota	17	125	1/ponedjeljak	867	6/subota	1371	1031	138	1182	1135
	I	19/ponedjeljak	3	0	12/ponedjeljak	0	77	4/nedjelja	460	12/ponedjeljak	749	505	95	599	601
Septembar	II	29/četvrtak	4	0	11/nedjelja	20	90	4/nedjelja	441	11/nedjelja	753	514	81	593	598
	I+II	19/ponedjeljak	3	0	11/nedjelja	20	131	4/nedjelja	901	24/subota	1386	1019	176	1192	1199
Oktobar	I	28/petak	2	0	12/srijeda	20	80	2/nedjelja	511	12/srijeda	829	590	106	708	670
	II	20/četvrtak	3	0	15/subota	13	68	2/nedjelja	474	28/petak	825	595	100	710	663
Novembar	I+II	26/srijeda	3	1	21/petak	20	127	2/nedjelja	985	12/srijeda	1652	1185	206	1419	1333
	I	28/ponedjeljak	3	0	18/petak	19	74	27/nedjelja	562	2/srijeda	1027	616	103	735	674
Decembar	II	31/četvrtak	2	0	2/srijeda	12	86	27/nedjelja	502	1/utorak	983	613	94	720	668
	I+II	28/ponedjeljak	3	1	2/srijeda	12	134	27/nedjelja	1064	2/srijeda	1972	1229	197	1455	1343
Godina	I	26/utorak	2	0	30/subota	11	72	10/nedjelja	542	20/srijeda	744	554	68	626	614
	II	29/petak	1	0	20/srijeda	12	65	17/nedjelja	497	30/subota	752	546	69	621	601
Godina	I+II	20/srijeda	2	0	30/subota	11	134	17/nedjelja	1045	20/srijeda	1484	1100	137	1246	1215
	I	31/utorak	2	0	28/subota	15	80	10/utorak	484	7/subota	756	530	63	590	600
Godina	II	31/utorak	3	0	7/subota	12	72	8/nedjelja	486	7/subota	782	534	60	593	595
	I+II	31/utorak	2	0	14/subota	12	142	10/utorak	979	7/subota	1538	1064	123	1184	1195
Godina	I	30/četvrtak	1	0	15/srijeda	7	61	23/četvrtak	372	15/srijeda	646	460	47	509	501
	II	30/četvrtak	3	0	8/srijeda	12	65	26/nedjelja	371	4/subota	656	466	50	523	495
Godina	I+II	23/četvrtak	2	0	4/subota	10	115	23/četvrtak	758	15/srijeda	1257	926	96	1032	996
	I	24/nedjelja	5	0	6/srijeda	7	63	17/nedjelja	400	27/srijeda	650	458	49	520	479
Godina	II	27/srijeda	2	0	18/ponedjeljak	11	78	17/nedjelja	370	27/srijeda	666	452	49	514	475
	I+II	20/srijeda	2	0	18/ponedjeljak	11	121	17/nedjelja	770	27/srijeda	1316	911	98	1034	954
Godina	I	31.1/utorak	4	0	13.5/subota	17	85	24.1/utorak	256	2.8/srijeda	1027	494	67	567	546
	II	31.1/utorak	3	0	11.6/nedjelja	20	90	24.1/utorak	240	1.8/utorak	983	493	64	564	539
Godina	I+II	31.1/utorak	1	0	14.10/subota	12	142	24.1/utorak	496	2.8/srijeda	1972	986	131	1131	1085

BRONJE VOZILA NA MREZI PUTEVA U REPUBLICI SRPSKOJ – 2017. GODINA
VEHICLE COUNTING ON THE ROAD NETWORK OF THE REPUBLIC OF SRPSKA – YEAR 2017

TRAFFIC PARAMETERS

Automatic counter number
 Location / Mileage [km+m]
 Road number / Section

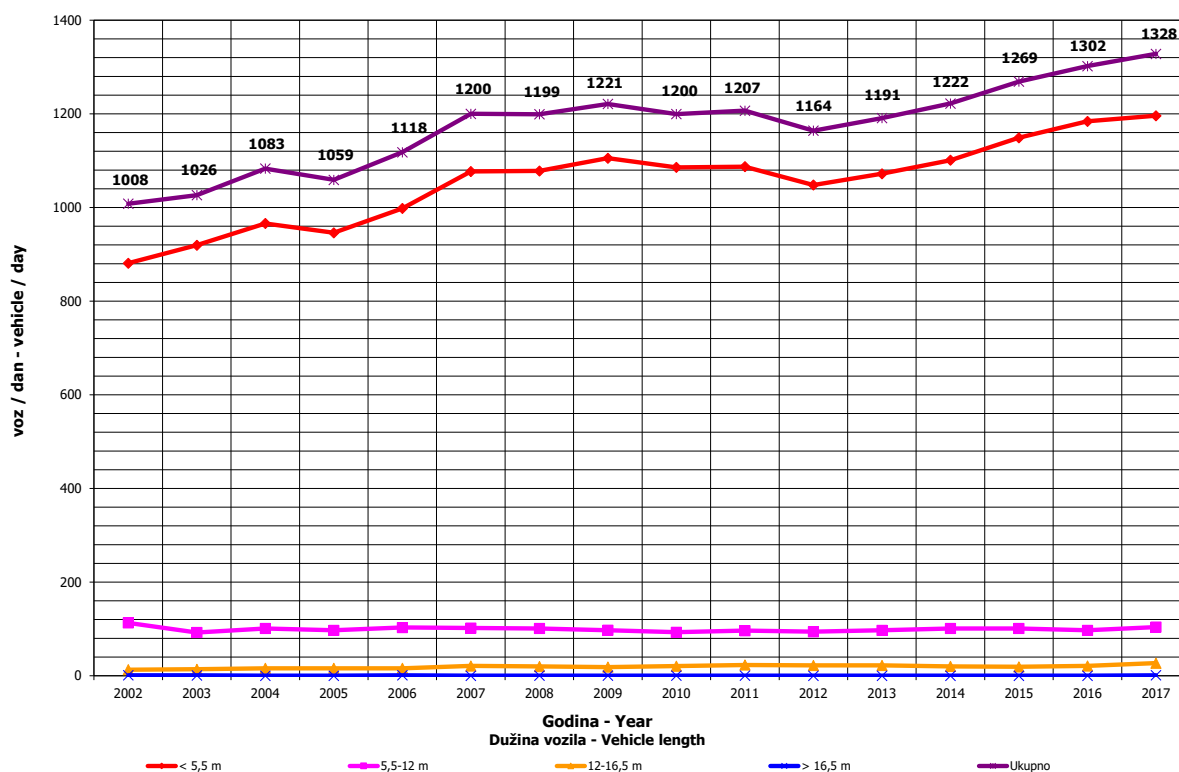
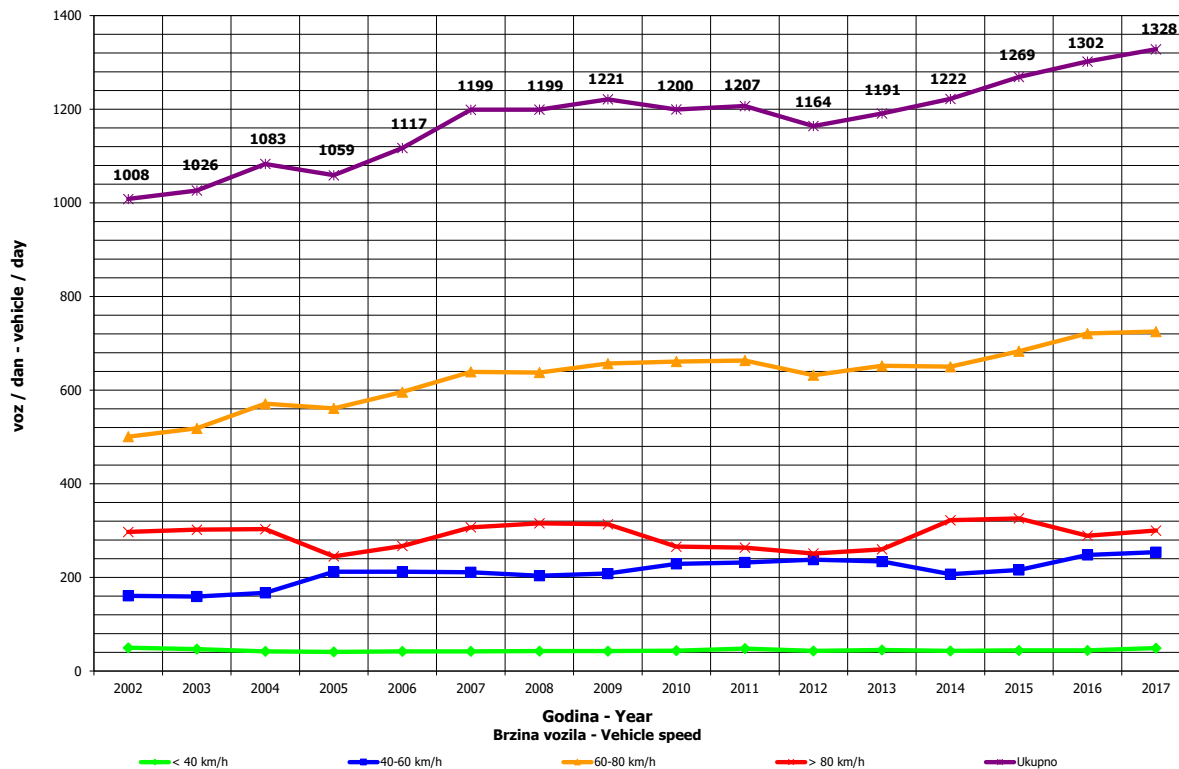
000006
 Komlenac / 14+835,00
 M 14 (MI-100) / Kostajnica - Kozarska Dubica 1

Month	Drection	minimum hour		maximum hour		veh/h	minimum day		maximum day		day time average (5-21 h)	night average (21-05 h)	working day average	weekend average	summer average
		date/day	hour	date/day	hour		date/day	veh/day	date/day	veh/day					
January	I	31/Tuesday	4	0	11/Wednesday	10	52	24/Tuesday	256	4/Wednesday	532	369	46	430	388
	II	31/Tuesday	3	0	11/Wednesday	11	63	24/Tuesday	240	21/Saturday	550	367	44	428	378
	I+II	31/Tuesday	1	0	11/Wednesday	11	107	24/Tuesday	496	21/Saturday	1074	736	90	858	766
February	I	28/Tuesday	1	0	22/Wednesday	7	60	5/Sunday	356	22/Wednesday	582	405	45	455	439
	II	28/Tuesday	4	0	18/Saturday	12	61	5/Sunday	313	22/Wednesday	572	403	45	456	430
	I+II	14/Tuesday	0	0	22/Wednesday	11	105	5/Sunday	669	22/Wednesday	1154	808	91	911	869
March	I	31/Friday	2	0	22/Wednesday	7	62	13/Monday	325	31/Friday	548	417	45	462	466
	II	31/Friday	1	0	1/Wednesday	12	60	13/Monday	304	25/Saturday	563	410	46	456	459
	I+II	29/Wednesday	2	0	25/Saturday	11	103	13/Monday	629	31/Friday	1094	828	92	918	924
April	I	28/Friday	2	0	22/Saturday	9	63	9/Sunday	462	15/Saturday	699	492	64	557	554
	II	28/Friday	3	0	19/Wednesday	13	69	9/Sunday	424	15/Saturday	708	492	63	555	555
	I+II	5/Wednesday	1	0	29/Saturday	12	114	9/Sunday	886	15/Saturday	1407	984	126	1112	1109
May	I	31/Wednesday	3	0	13/Saturday	17	85	1/Monday	459	13/Saturday	674	518	72	595	578
	II	31/Wednesday	3	0	3/Wednesday	13	71	1/Monday	408	6/Saturday	698	513	66	588	557
	I+II	19/Monday	3	0	12/Monday	17	125	1/Monday	867	6/Saturday	1371	1031	138	1182	1135
June	I	29/Thursday	4	0	11/Sunday	20	90	4/Sunday	441	11/Sunday	753	514	81	593	594
	II	19/Monday	3	0	11/Sunday	20	131	4/Sunday	901	24/Saturday	1386	1019	176	1192	1199
	I+II	28/Friday	2	0	12/Wednesday	20	80	2/Sunday	511	12/Wednesday	829	590	106	708	696
July	I	20/Thursday	3	0	15/Saturday	13	68	2/Sunday	474	28/Friday	825	595	100	710	663
	II	26/Wednesday	3	1	21/Friday	20	127	2/Sunday	985	12/Wednesday	1652	1185	206	1419	1333
	I+II	28/Monday	3	0	18/Friday	19	74	27/Sunday	562	2/Wednesday	1027	616	103	735	674
August	I	31/Thursday	2	0	2/Wednesday	12	86	2/Sunday	502	1/Tuesday	983	613	94	720	707
	II	28/Monday	3	1	2/Wednesday	12	134	27/Sunday	1064	2/Wednesday	1972	1229	197	1455	1343
	I+II	26/Tuesday	2	0	30/Saturday	11	72	10/Sunday	542	20/Wednesday	744	554	68	626	614
September	I	29/Friday	1	0	20/Wednesday	12	65	17/Sunday	497	30/Saturday	752	546	69	621	601
	II	20/Wednesday	2	0	30/Saturday	11	134	17/Sunday	1045	20/Wednesday	1484	1100	137	1246	1215
	I+II	31/Tuesday	2	0	28/Saturday	15	80	10/Tuesday	484	7/Saturday	756	530	63	590	600
October	I	31/Tuesday	3	0	7/Saturday	12	72	8/Sunday	486	7/Saturday	782	534	60	593	595
	II	31/Tuesday	2	0	14/Saturday	12	142	10/Tuesday	979	7/Saturday	1538	1064	123	1184	1195
	I+II	30/Thursday	1	0	15/Wednesday	7	61	23/Thursday	372	15/Wednesday	646	460	47	509	501
November	I	30/Thursday	3	0	8/Wednesday	12	65	26/Sunday	371	4/Saturday	656	466	50	523	495
	II	23/Thursday	2	0	4/Saturday	10	115	23/Thursday	758	15/Wednesday	1257	926	96	1032	996
	I+II	24/Sunday	5	0	6/Wednesday	7	63	17/Sunday	400	27/Wednesday	650	458	49	520	479
December	I	27/Wednesday	2	0	18/Monday	11	78	17/Sunday	370	27/Wednesday	666	452	49	514	475
	II	31.1/Tuesday	4	0	13.5/Saturday	17	85	24.1/Tuesday	256	2.8/Wednesday	1027	494	67	567	660
	I+II	31.1/Tuesday	3	0	11.6/Sunday	20	90	24.1/Tuesday	240	1.8/Tuesday	983	493	64	564	654
Year	I+II	31.1/Tuesday	1	0	14.10/Saturday	12	142	24.1/Tuesday	496	2.8/Wednesday	1972	986	131	1131	1085

GODIŠNJA NERAVNOMJERNOST SAOBRAĆAJNOG TOKA TRAFFIC FLOW ANNUAL VARIATION

Automatski brojač broj - Automatic counter number
 Lokalitet - Location / Stacionaža - Mileage [km+m]
 Broj puta - Road number / Dionica - Section

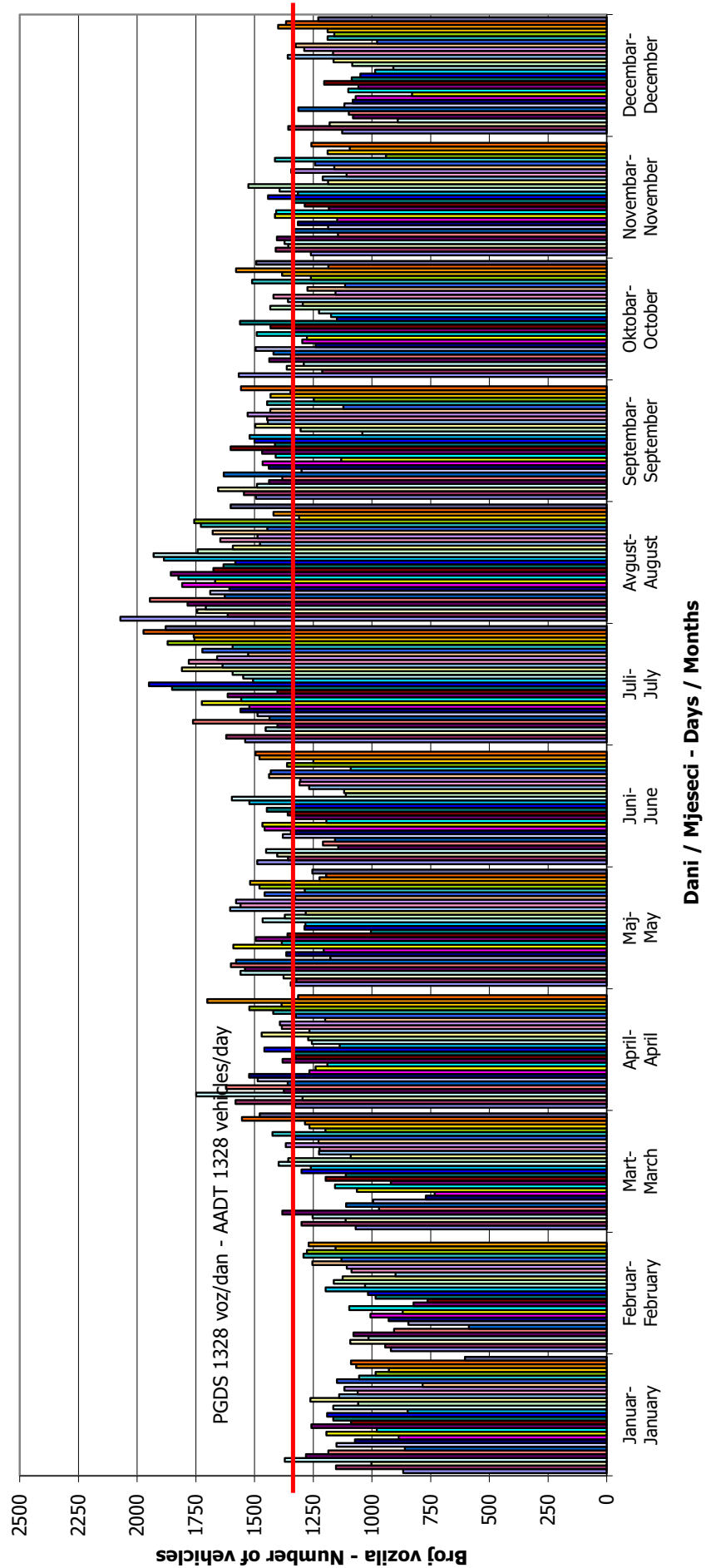
000006
 Komlenac / 14+835,00
 M 14 (MI-100) / Kostajnica - Kozarska
 Dubica 1



DNEVNA NERAVNOMJERNOST SAOBRAĆAJNOG TOKA
TRAFFIC FLOW DAILY VARIATION

000006
 Komlenac / 14+835,00
 M 14 (MI-100) / Kostajnica - Kozarska Dubica 1

Automatski brojač broj - Automatic counter number
 Lokalizet - Location / Stacionaža - Mileage [km+m]
 Broj puta - Road number/ Dionica - Section



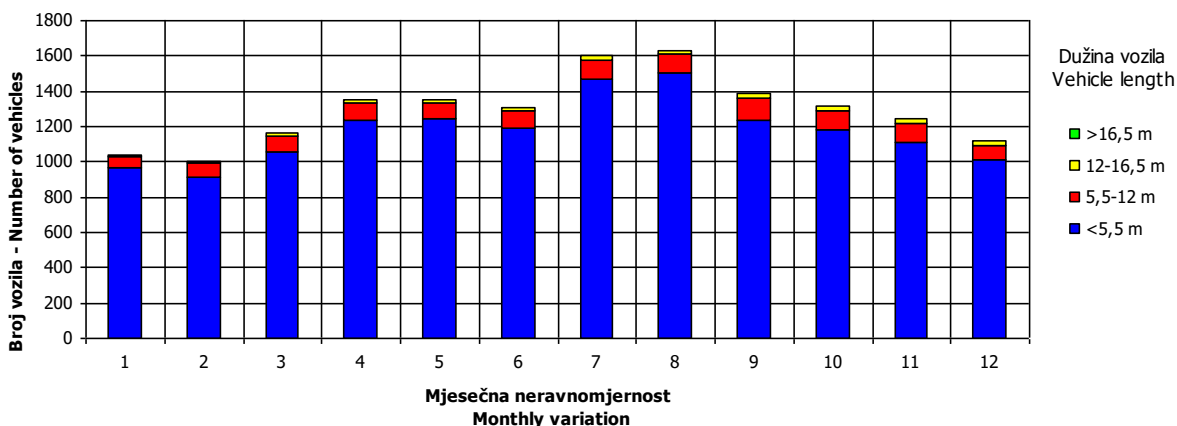
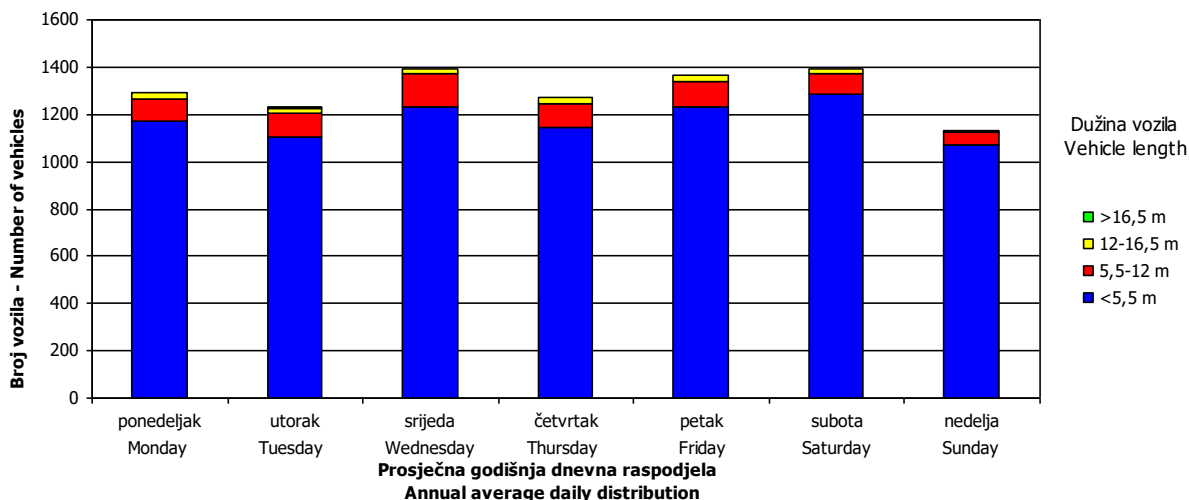
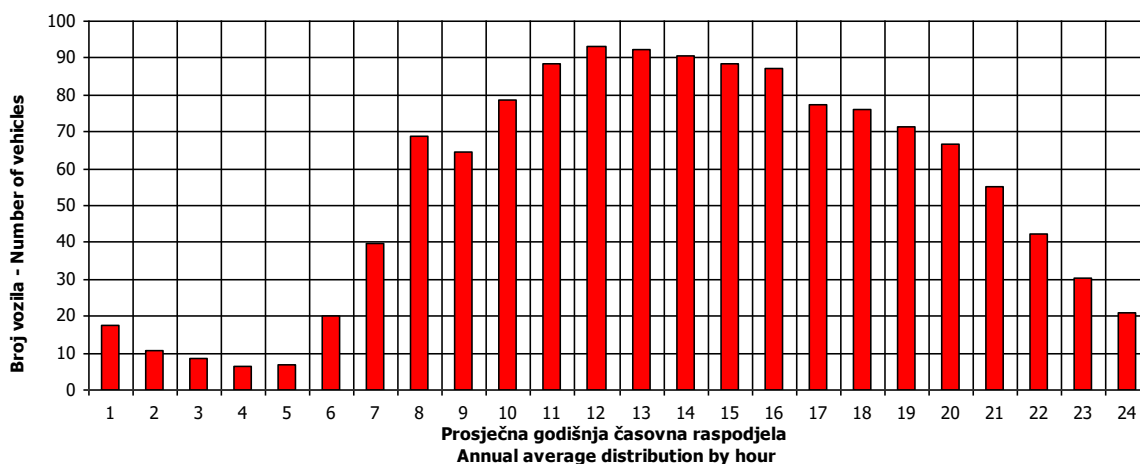
VREMENSKA RASPODJELA SAOBRAĆAJNOG TOKA TRAFFIC FLOW TIME DISTRIBUTION

Automatski brojač broj - Automatic counter number
 Lokalitet - Location / Stacionaža - Mileage [km+m]
 Broj puta - Road number / Dionica - Section

000006
 Komlenac / 14+835,00
 M 14 (MI-100) / Kostajnica - Kozarska
 Dubica 1

6

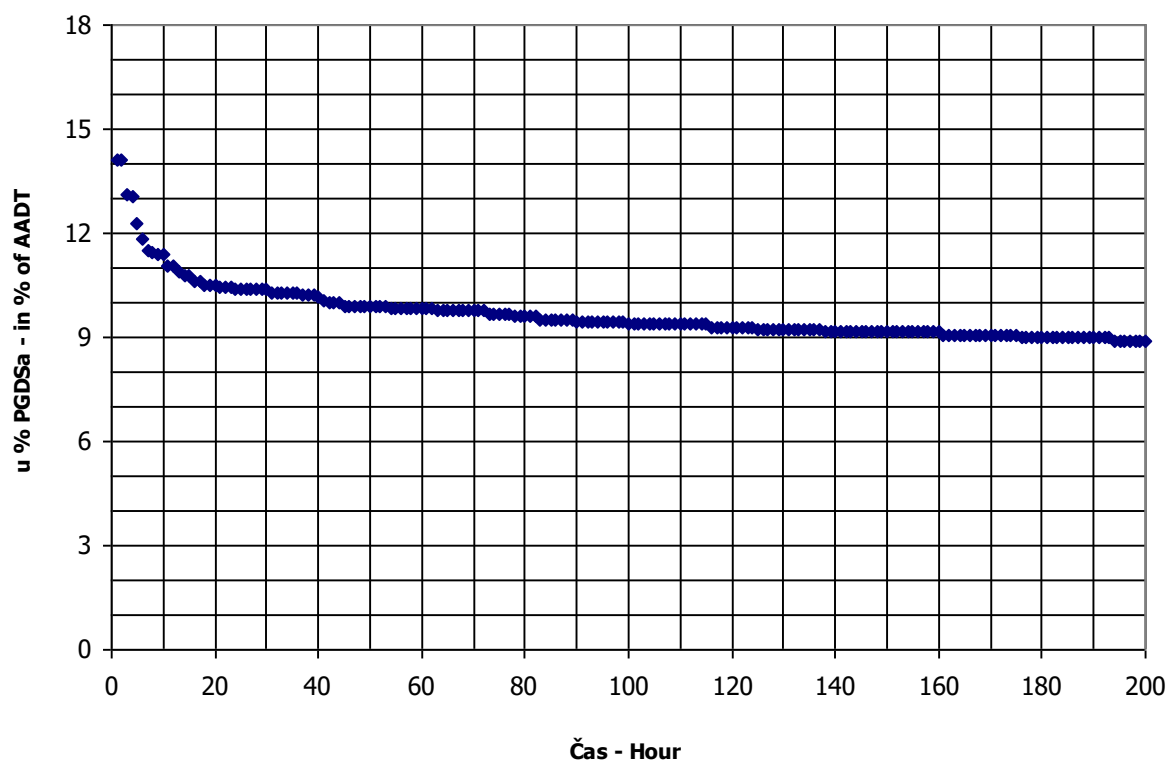
PGDS 1328 voz/dan AADT 1328 veh/day



SATNA DISTRIBUCIJA SAOBRAĆAJNOG TOKA TRAFFIC FLOW HOURLY DISTRIBUTION

Automatski brojač broj - Automatic counter number 000006
 Lokalitet - Location / Stacionaža - Mileage [km+m] Komlenac / 14+835,00
 Broj puta - Road number / Dionica - Section M 14 (MI-100) / Kostajnica - Kozarska Dubica 1

PGDS - AADT	1328 voz/dan - veh/day							
Čas - Hour	Maksimalni vršni sat - Maximum peak hour	10	20	30	40	50	100	200
Sat u danu - Hour of day	12	17	11	15	8	13	11	15
Sat u godini - Hour in year	6877	3186	8436	5368	3441	4838	252	5272
Dan - Day of week	subota - Saturday	subota - Saturday	ponedeljak - Monday	subota - Saturday	srijeda - Wednesday	petak - Friday	srijeda - Wednesday	utorak - Tuesday
Datum - Date	14	13	18	12	24	21	11	8
Mjesec - Month	Oktobar - October	Maj - May	Decembar - December	Avgust - August	Maj - May	Juli - July	Januar - January	Avgust - August
Vrijednost - Value	142	125	121	117	115	114	107	101
% - percent	12.71	11.19	10.83	10.47	10.29	10.20	9.58	9.04



BROJANJE VOZILA NA MREŽI PUTEVA U REPUBLICI SRPSKOJ – 2017. GODINA
VEHICLE COUNTING ON THE ROAD NETWORK OF THE REPUBLIC OF SRPSKA – YEAR 2017

MJESEČNI BROJ VOZILA
MONTHLY NUMBER OF VEHICLES

Automatski brojač broj - Automatic counter number
 Lokalitet - Location / Stacionaža - Mileage [km+m]
 Broj puta - Road number / Dionica - Section

000007
 Gašnica / 16+627,00
 M 14.1 (MI-102) / Draksenić - Vrbaška 1

	Mjesec - Month											
	Januar- January	Februar- February	Mart- March	April- April	Maj- May	Juni- June	Juli- July	August- August	Septembar- September	Oktoibar- October	Novembar- November	Decembar- December
1	981	1116	1424	3035	1946	1730	2045	2798	1814	1768	1741	1433
2	1435	1244	1517	2235	1562	1796	2066	2425	2063	1826	1450	1525
3	1564	1214	1409	1755	1834	1907	1873	2378	1855	1612	1577	1389
4	1778	1270	1510	3704	1935	1732	1737	2469	2085	1600	1755	1188
5	1726	1567	1451	1981	1901	1645	1827	2960	1754	1668	1631	1423
6	1274	1087	1221	2012	1923	1844	1925	2516	1792	1707	1598	1381
7	908	777	1507	1721	1818	1630	1823	2553	1855	2202	1561	1582
8	1500	1082	1437	1964	1991	1769	2292	2286	1739	1884	1530	1414
9	1504	1206	922	1638	1790	1818	2332	1994	1904	2202	1486	1460
10	1731	1206	1012	2260	1648	1971	2099	2021	1863	1763	1538	1253
11	1411	979	1379	1605	2052	1812	2034	2189	1864	1707	1964	1100
12	1206	1116	1313	1524	2240	1647	2143	2511	1795	1756	1663	1323
13	1506	738	1215	1543	2146	1672	2012	2099	1797	1699	1684	1416
14	1239	859	1510	1631	1875	1764	1938	2346	1718	2069	1655	1355
15	1530	1281	1524	1795	1862	1801	2502	2156	1865	1879	1516	1449
16	1284	1328	1552	1734	1645	1818	2362	2009	2024	1820	1694	1577
17	1114	1498	1517	1536	1579	1907	2287	2390	1748	1723	1561	1173
18	1308	1366	1746	1572	1652	1774	2097	3074	1605	1511	1840	1249
19	1362	1496	1617	1499	1672	1619	2164	2312	1685	1660	1705	1466
20	1444	1371	1439	1632	2038	1526	2278	2056	1996	1570	1681	1353
21	1359	1268	1542	1664	1878	1425	2046	2479	1863	2129	1491	1579
22	1363	1430	1629	2073	1658	1374	2626	1836	1788	2002	1446	2189
23	1258	1461	1613	1758	1968	2020	2407	1831	1910	1675	1568	2706
24	1073	1500	1466	1619	1831	2002	2546	1757	1833	1820	1566	1793
25	1396	1470	1828	1683	1700	1683	2346	1939	1602	2183	1610	1496
26	1383	1705	1536	1831	1765	2454	2369	2231	1684	1689	1573	1423
27	1008	1514	1554	1884	1877	1594	2406	2140	1646	1723	1351	1785
28	1215	1282	1745	1837	1755	1637	2560	2047	1663	2997	1482	1804
29	1308	1460	1899	2518	1591	1773	3435	1855	1742	2297	1455	1956
30	1159		1934	2024	1529	1843	3177	1767	1996	2020	1493	2025
31	807		2263		1503		3026	1909		3184		1664
Ukupno- Total	41120	36858	47219	57320	56178	53003	70853	69397	54532	59381	47829	47907
Prosjek- Average	1326	1271	1523	1911	1812	1767	2286	2239	1818	1916	1594	1545
Godišnji prosjek (PGDS) - Annual average (AADT)												1753

BROJANJE VOZILA NA MREŽI PUTEVA U REPUBLICI SRPSKOJ – 2017. GODINA
VEHICLE COUNTING ON THE ROAD NETWORK OF THE REPUBLIC OF SRPSKA – YEAR 2017

STRUKTURA SAOBRAĆAJNOG TOKA
TRAFFIC FLOW COMPOSITION

Automatski brojač broj - Automatic counter number
 Lokalizet - Location / Stacionaža - Mileage [km+m]
 Broj puta - Road number / Dionica - Section

000007
 Gašnica / 16+627,00
 M 14.1 (MI-102) / Draksenić - Vrbaška 1

Mjesec - Month	Smjer - Direction	Dužina vozila - Vehicle length								Ukupno - Total
		< 5,5 m	(%)	5,5 - 12 m	(%)	12 - 16,5 m	(%)	< 16,5 m	(%)	
Januar - January	I	17210	87.2	1928	9.8	585	3.0	5	0.0	19728
	II	18681	87.3	2095	9.8	606	2.8	10	0.0	21392
	ukupno - total	35891	87.3	4023	9.8	1191	2.9	15	0.0	41120
Februar - February	I	15325	83.5	2219	12.1	798	4.4	4	0.0	18346
	II	15204	82.1	2486	13.4	816	4.4	6	0.0	18512
	ukupno - total	30529	82.8	4705	12.8	1614	4.4	10	0.0	36858
Mart - March	I	20012	83.9	2822	11.8	1013	4.2	13	0.1	23860
	II	19174	82.1	3208	13.7	969	4.1	8	0.0	23359
	ukupno - total	39186	83.0	6030	12.8	1982	4.2	21	0.0	47219
April - April	I	24800	86.4	2929	10.2	968	3.4	11	0.0	28708
	II	24313	85.0	3260	11.4	1034	3.6	5	0.0	28612
	ukupno - total	49113	85.7	6189	10.8	2002	3.5	16	0.0	57320
Maj - May	I	23667	86.4	2755	10.1	975	3.6	10	0.0	27407
	II	24600	85.5	3162	11.0	1005	3.5	4	0.0	28771
	ukupno - total	48267	85.9	5916	10.5	1981	3.5	14	0.0	56178
Juni - June	I	22731	86.8	2523	9.6	930	3.6	7	0.0	26192
	II	22894	85.4	2891	10.8	1018	3.8	9	0.0	26811
	ukupno - total	45625	86.1	5414	10.2	1948	3.7	16	0.0	53003
Juli - July	I	32682	89.7	2783	7.6	960	2.6	9	0.0	36434
	II	30317	88.1	3066	8.9	1022	3.0	15	0.0	34420
	ukupno - total	62998	88.9	5849	8.3	1982	2.8	24	0.0	70853
Avgust - August	I	30793	89.0	2831	8.2	956	2.8	9	0.0	34589
	II	30774	88.4	3059	8.8	964	2.8	11	0.0	34808
	ukupno - total	61568	88.7	5890	8.5	1920	2.8	20	0.0	69397
Septembar - September	I	23111	84.8	3070	11.3	1069	3.9	11	0.0	27262
	II	23004	84.4	3200	11.7	1057	3.9	9	0.0	27271
	ukupno - total	46115	84.6	6270	11.5	2127	3.9	20	0.0	54532
Oktobar - October	I	24981	85.3	3253	11.1	1037	3.5	9	0.0	29280
	II	25669	85.3	3362	11.2	1061	3.5	9	0.0	30101
	ukupno - total	50649	85.3	6615	11.1	2098	3.5	18	0.0	59381
Novembar - November	I	19764	83.1	3051	12.8	939	3.9	19	0.1	23772
	II	20065	83.4	3056	12.7	925	3.8	10	0.0	24056
	ukupno - total	39829	83.3	6107	12.8	1864	3.9	29	0.1	47829
Decembar - December	I	21308	84.9	2931	11.7	816	3.3	30	0.1	25085
	II	19087	83.6	2901	12.7	804	3.5	30	0.1	22822
	ukupno - total	40395	84.3	5832	12.2	1619	3.4	61	0.1	47907
Ukupno (godišnje) - Total (annual)	I	276383	86.2	33095	10.3	11046	3.4	139	0.0	320663
	II	273781	85.3	35746	11.1	11280	3.5	128	0.0	320935
	ukupno - total	550164	85.7	68840	10.7	22327	3.5	267	0.0	641598
Prosjeak (PGDS) - Average (AADT)	I	755	86.2	90	10.3	30	3.4	0	0.0	876
	II	748	85.3	98	11.1	31	3.5	0	0.0	877
	ukupno - total	1503	85.7	188	10.7	61	3.5	1	0.0	1753

BRONJE VOZILA NA MREZI PUTEVA U REPUBLICI SRPSKOJ – 2017. GODINA
VEHICLE COUNTING ON THE ROAD NETWORK OF THE REPUBLIC OF SRPSKA – YEAR 2017

SAOBRAĆAJNI POKAZATELJI

Automatski brojač broj
 Lokalizet / Stacionaža [km+m]
 Broj puta / Dionica

000007
 Gašnica / 16+627,00
 M 14.1 (MI-102) / Draksenić - Vrbaška 1

Mjesec	Smjer	minimalni čas		maksimalni čas		minimalni dan		maksimalni dan		dnevni prosjek (05-21 h)	noćni prosjek (21-05 h)	prosjek radnim danom	prosjek vikendom	ljetni prosjek	
		datum/dan	čas	voz/h	datum/dan	čas	voz/h	datum/dan	voz/dan						
Januar	I	31/utorak	2	0	13/petak	15	73	1/nedelja	276	13/petak	615	429	37	496	412
	II	29/nedelja	5	0	8/nedelja	12	88	1/nedelja	296	8/nedelja	672	438	40	497	441
Februar	I+II	31/utorak	2	1	13/petak	12	126	1/nedelja	572	13/petak	1194	867	76	993	853
	I	24/petak	2	0	16/četvrtak	14	62	5/nedelja	381	17/petak	615	474	35	520	481
Mart	II	28/utorak	4	0	20/ponedjeljak	13	61	5/nedelja	390	17/petak	582	459	38	504	481
	I+II	9/četvrtak	2	0	16/četvrtak	14	106	5/nedelja	771	17/petak	1197	933	73	1024	961
April	I	29/srijeda	1	0	24/petak	14	69	13/ponedjeljak	361	31/petak	686	499	40	547	518
	II	30/četvrtak	2	0	21/utorak	13	64	13/ponedjeljak	322	31/petak	640	479	40	522	514
Maj	I+II	30/četvrtak	2	1	21/utorak	13	123	13/ponedjeljak	683	31/petak	1326	979	80	1068	1032
	I	28/petak	2	0	16/nedelja	14	108	6/četvrtak	543	14/petak	1395	670	77	759	727
Jun	II	27/četvrtak	4	0	17/ponedjeljak	13	144	6/četvrtak	505	17/ponedjeljak	1427	631	65	708	677
	I+II	28/petak	2	1	17/ponedjeljak	13	204	6/četvrtak	1048	17/ponedjeljak	2284	1301	142	1467	1404
Jul	I	30/utorak	1	0	13/subota	16	102	1/ponedjeljak	558	25/četvrtak	961	633	77	721	680
	II	30/utorak	4	0	7/nedelja	15	150	30/utorak	547	7/nedelja	1121	630	71	676	762
Avgust	I+II	10/srijeda	1	1	7/nedelja	15	192	30/utorak	1113	7/nedelja	1749	1262	148	1398	1442
	I	22/četvrtak	2	0	4/nedelja	13	93	12/ponedjeljak	589	15/četvrtak	925	626	92	728	697
Septembar	II	29/četvrtak	3	0	5/ponedjeljak	13	83	12/ponedjeljak	506	5/ponedjeljak	829	597	69	659	678
	I+II	22/četvrtak	2	0	4/nedelja	13	149	12/ponedjeljak	1095	15/četvrtak	1661	1222	161	1387	1374
Oktobar	I	25/utorak	2	1	29/subota	16	154	2/nedelja	671	29/subota	1456	756	130	872	916
	II	25/utorak	3	1	29/subota	11	100	6/četvrtak	626	29/subota	1075	713	106	798	863
Novembar	I+II	3/ponedjeljak	2	3	29/subota	16	207	6/četvrtak	1338	29/subota	2531	1469	236	1670	1778
	I	30/srijeda	2	1	12/subota	12	133	30/srijeda	674	19/subota	1365	774	128	874	902
Decembar	II	28/ponedjeljak	3	0	12/subota	15	142	30/srijeda	620	19/subota	1226	783	95	835	1003
	I+II	30/srijeda	2	3	12/subota	15	214	30/srijeda	1294	19/subota	2591	1557	223	1708	1985
Godina	I	20/srijeda	2	0	15/petak	14	74	10/nedelja	612	15/petak	854	652	70	724	717
	II	28/četvrtak	4	0	17/nedelja	13	123	25/ponedjeljak	635	17/nedelja	896	637	68	682	760
Godina	I+II	4/ponedjeljak	4	0	17/nedelja	13	165	12/utorak	1285	30/subota	1623	1289	139	1407	1477
	I	31/utorak	1	0	28/subota	10	109	10/utorak	538	27/petak	1120	667	68	741	720
Godina	II	30/ponedjeljak	4	0	29/nedelja	14	112	10/utorak	547	29/nedelja	983	645	58	678	767
	I+II	19/četvrtak	2	0	29/nedelja	13	175	10/utorak	1085	27/petak	1993	1312	127	1419	1487
Godina	I	28/utorak	2	0	17/petak	14	72	5/nedelja	509	24/petak	771	593	52	655	619
	II	30/četvrtak	3	0	1/srijeda	17	84	14/utorak	530	1/srijeda	860	584	47	625	650
Godina	I+II	20/utorak	2	0	1/srijeda	13	147	14/utorak	1093	1/srijeda	1622	1177	100	1279	1270
	I	20/srijeda	3	0	23/subota	15	134	17/nedelja	472	23/subota	1708	628	77	702	713
Godina	II	31/nedelja	4	0	10/nedelja	14	159	31/nedelja	480	10/nedelja	997	578	51	629	629
	I+II	20/srijeda	3	0	10/nedelja	14	199	17/nedelja	956	23/subota	2407	1206	128	1330	1342
Godina	I	31.1/utorak	2	0	29.7/subota	16	154	1.1/nedelja	276	23.12/subota	1708	618	74	696	682
	II	29.1/nedelja	5	0	10.12/nedelja	14	159	1.1/nedelja	296	17.4/ponedjeljak	1427	599	62	652	683
Godina	I+II	9.2/četvrtak	2	0	12.8/subota	15	214	1.1/nedelja	572	19.8/subota	2591	1216	136	1348	1364

BRONJE VOZILA NA MREZI PUTEVA U REPUBLICI SRPSKOJ – 2017. GODINA
VEHICLE COUNTING ON THE ROAD NETWORK OF THE REPUBLIC OF SRPSKA – YEAR 2017

TRAFFIC PARAMETERS

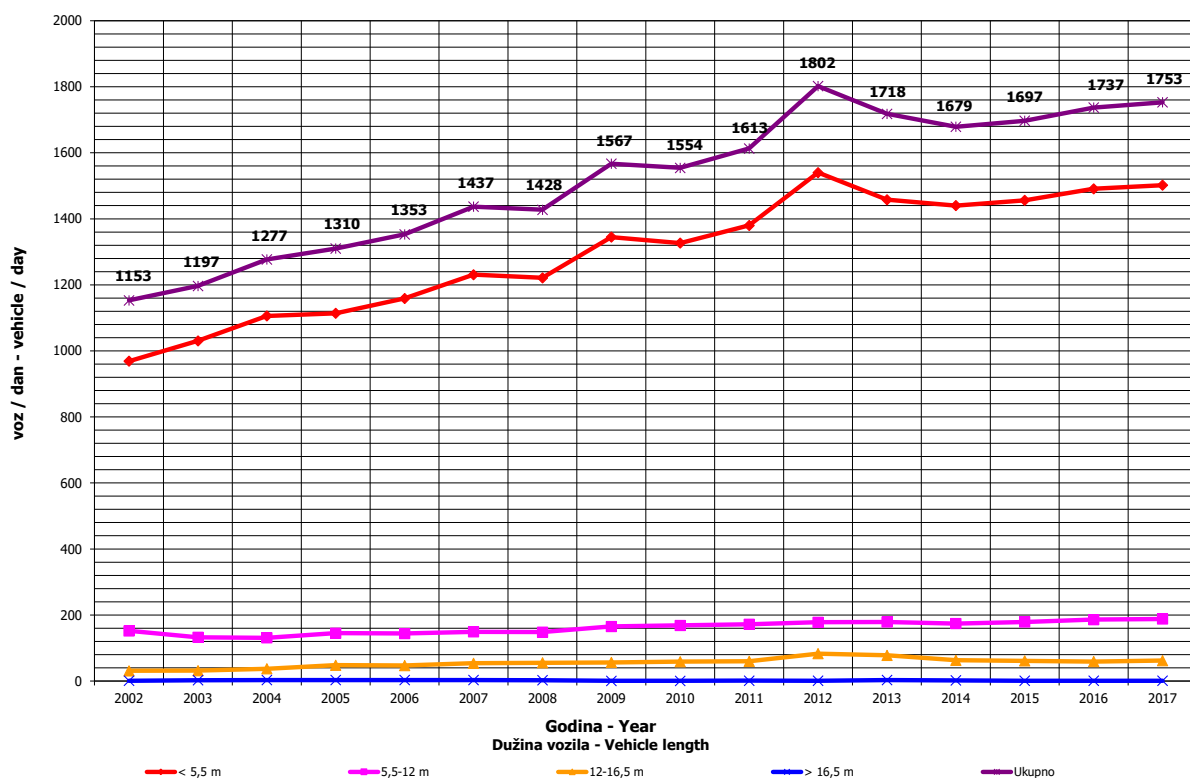
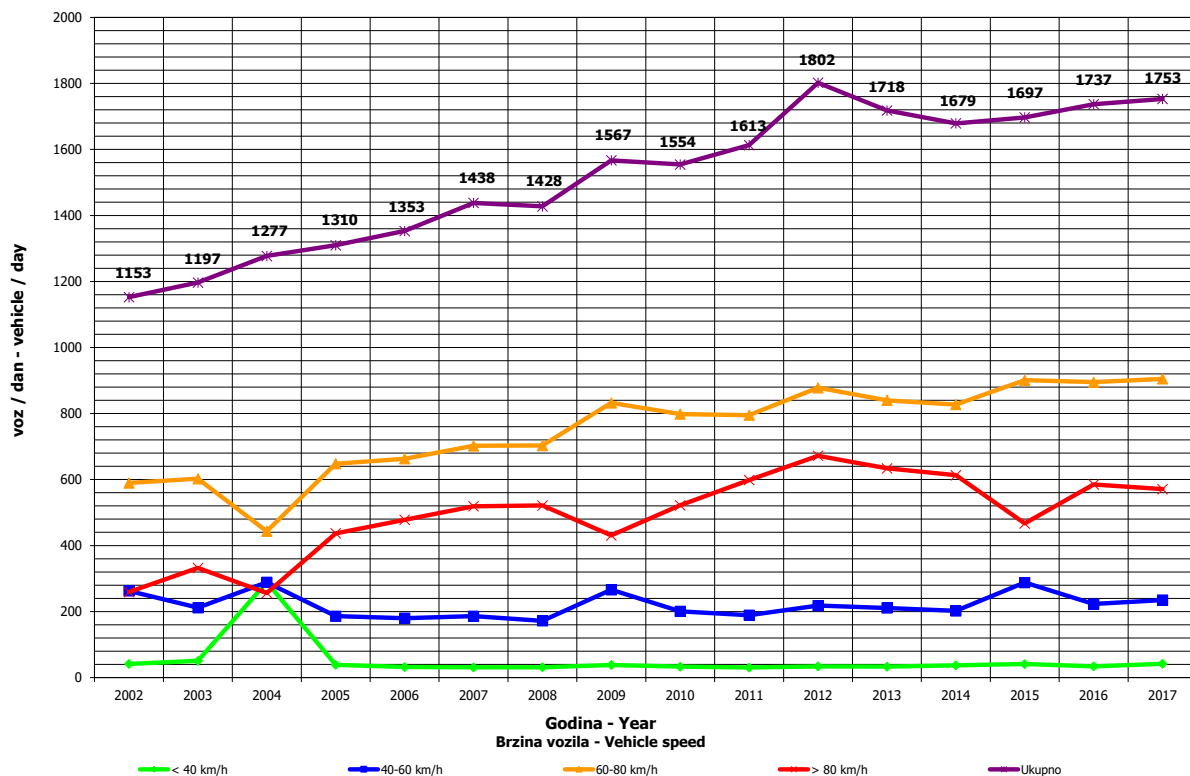
Automatic counter number 000007
 Location / Mileage [km+m] Gašnica / 16+627,00
 Road number / Section M 14.1 (MI-102) / Draksenić - Vrbaška 1

Month	Direction	minimum hour		maximum hour		minimum day		maximum day		day time average (5-21 h)	night average (21-05 h)	working day average	weekend average	summer average
		date/day	hour	veh/h	date/day	hour	veh/day	date/day	veh/day					
January	I	31/Tuesday	2	0	15	73	1/Sunday	276	13/Friday	615	37	496	412	
	II	29/Sunday	5	0	12	88	1/Sunday	296	8/Sunday	672	40	497	441	
February	I+II	31/Tuesday	2	1	12	126	1/Sunday	572	13/Friday	1194	76	993	853	
	I	24/Friday	2	0	14	62	5/Sunday	381	17/Friday	615	35	520	481	
	II	28/Tuesday	4	0	13	61	5/Sunday	390	17/Friday	582	38	504	481	
	I+II	9/Thursday	2	0	14	106	5/Sunday	771	17/Friday	1197	73	1024	961	
March	I	29/Wednesday	1	0	14	69	13/Monday	361	31/Friday	686	40	547	518	
	II	30/Thursday	2	0	13	64	13/Monday	322	31/Friday	640	40	522	514	
	I+II	30/Thursday	2	1	13	123	13/Monday	683	31/Friday	1326	80	1068	1032	
	I	28/Friday	2	0	14	108	6/Thursday	543	14/Friday	1395	77	759	727	
April	II	27/Thursday	4	0	13	144	6/Thursday	505	17/Monday	1427	65	708	677	
	I+II	28/Friday	2	1	13	204	6/Thursday	1048	17/Monday	2284	142	1467	1404	
	I	30/Tuesday	1	0	16	102	1/Monday	558	25/Thursday	961	77	721	680	
	II	30/Tuesday	4	0	15	150	30/Tuesday	547	7/Sunday	1121	630	71	676	762
May	I+II	10/Wednesday	1	1	15	192	30/Tuesday	1113	7/Sunday	1749	148	1398	1442	
	I	22/Thursday	2	0	13	93	12/Monday	589	15/Thursday	925	92	728	697	718
	II	29/Thursday	3	0	13	83	12/Monday	506	5/Monday	829	69	659	678	665
	I+II	22/Thursday	2	0	13	149	12/Monday	1095	15/Thursday	1661	161	1387	1374	1383
June	I	25/Thursday	2	1	16	154	2/Sunday	671	29/Saturday	1456	130	872	916	886
	II	25/Thursday	3	1	11	100	6/Thursday	626	29/Saturday	1075	106	798	863	819
	I+II	3/Monday	2	3	16	207	6/Thursday	1338	29/Saturday	2531	236	1670	1778	1705
	I	30/Wednesday	2	1	12	133	30/Wednesday	674	19/Saturday	1365	128	874	982	902
July	II	28/Monday	3	0	15	142	30/Wednesday	620	19/Saturday	1226	95	835	1003	878
	I+II	30/Wednesday	2	3	15	214	30/Wednesday	1294	19/Saturday	2591	223	1708	1985	1780
	I	20/Wednesday	2	0	14	74	10/Sunday	612	15/Friday	854	70	724	717	722
	II	28/Thursday	4	0	13	123	25/Monday	635	17/Sunday	896	68	682	760	706
August	I+II	4/Monday	4	0	13	165	12/Tuesday	1285	30/Saturday	1623	139	1407	1477	1428
	I	31/Tuesday	1	0	10	109	10/Tuesday	538	27/Friday	1120	68	741	720	
	II	30/Monday	4	0	14	112	10/Tuesday	547	29/Sunday	983	64	678	767	
	I+II	19/Thursday	2	0	13	175	10/Tuesday	1085	27/Friday	1993	1312	127	1419	1487
September	I	20/Thursday	2	0	14	72	5/Sunday	509	24/Friday	771	52	655	619	
	II	30/Thursday	3	0	17	84	14/Tuesday	530	1/Wednesday	860	47	625	650	
	I+II	28/Thursday	2	0	13	147	14/Tuesday	1093	1/Wednesday	1622	100	1279	1270	
	I	20/Wednesday	3	0	15	134	17/Sunday	472	23/Saturday	1708	628	77	702	713
October	II	31/Sunday	4	0	14	159	31/Sunday	480	10/Sunday	997	51	629	629	
	I+II	20/Wednesday	3	0	14	199	17/Sunday	956	23/Saturday	2407	128	1330	1342	
	I	31.1/Thursday	2	0	16	154	1.1/Sunday	276	23.12/Saturday	1708	74	696	682	808
	II	29.1/Sunday	5	0	14	159	1.1/Sunday	296	17.4/Monday	1427	599	62	652	768
Year	I+II	9.2/Thursday	2	0	15	214	1.1/Sunday	572	19.8/Saturday	2591	136	1348	1364	1577

GODIŠNJA NERAVNOMJERNOST SAOBRAĆAJNOG TOKA TRAFFIC FLOW ANNUAL VARIATION

Automatski brojač broj - Automatic counter number
 Lokalizet - Location / Stacionaža - Mileage [km+m]
 Broj puta - Road number / Dionica - Section

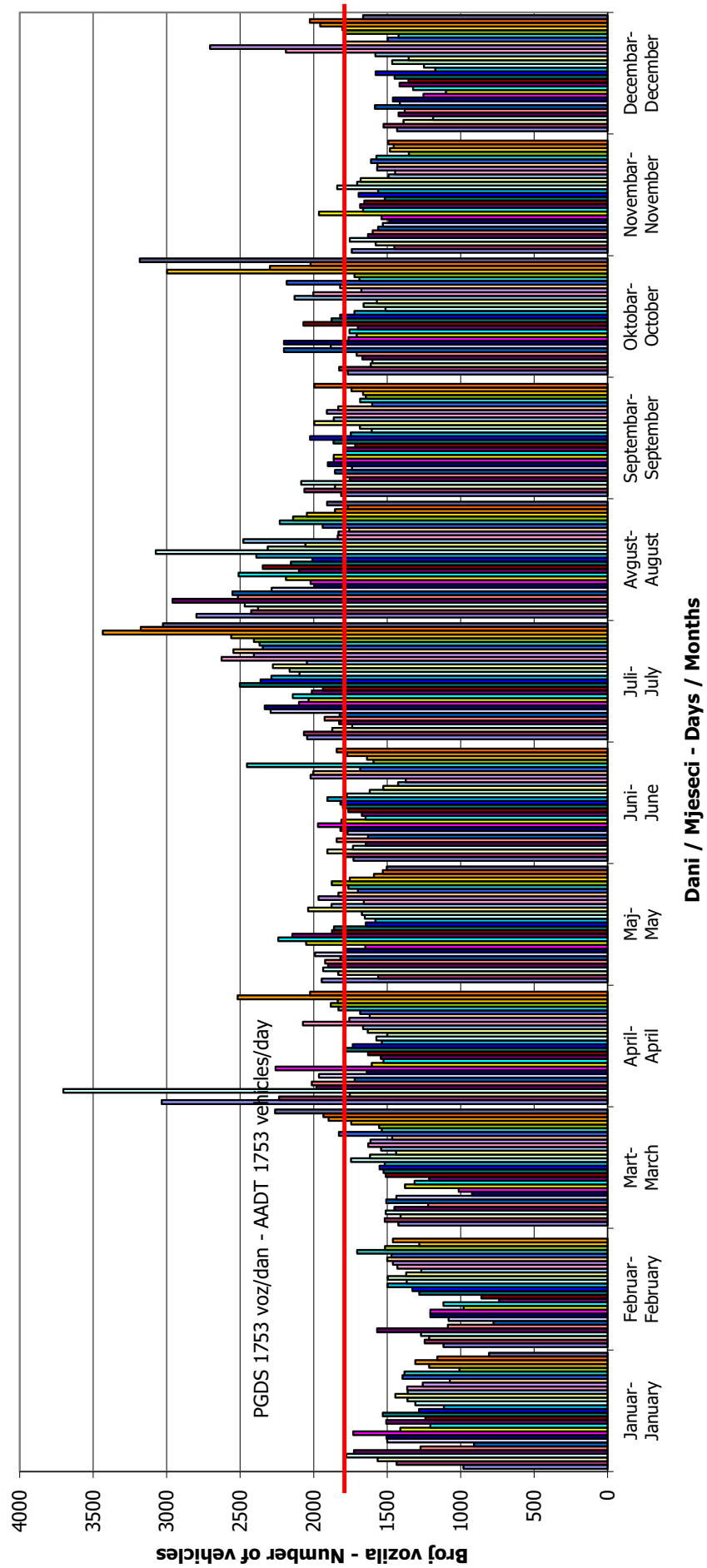
000007
 Gašnica / 16+627,00
 M 14.1 (MI-102) / Draksenić - Vrbaška 1



**DNEVNA NERAVNOMJERNOST SAOBRAĆAJNOG TOKA
 TRAFFIC FLOW DAILY VARIATION**

000007
 Gašnica / 16+627,00
 M 14.1 (MI-102) / Draksenić - Vrbaška 1

Automatski brojač broj - Automatic counter number
 Lokalityet - Location / Stacionaža - Mileage [km+m]
 Broj puta - Road number/ Dionica - Section



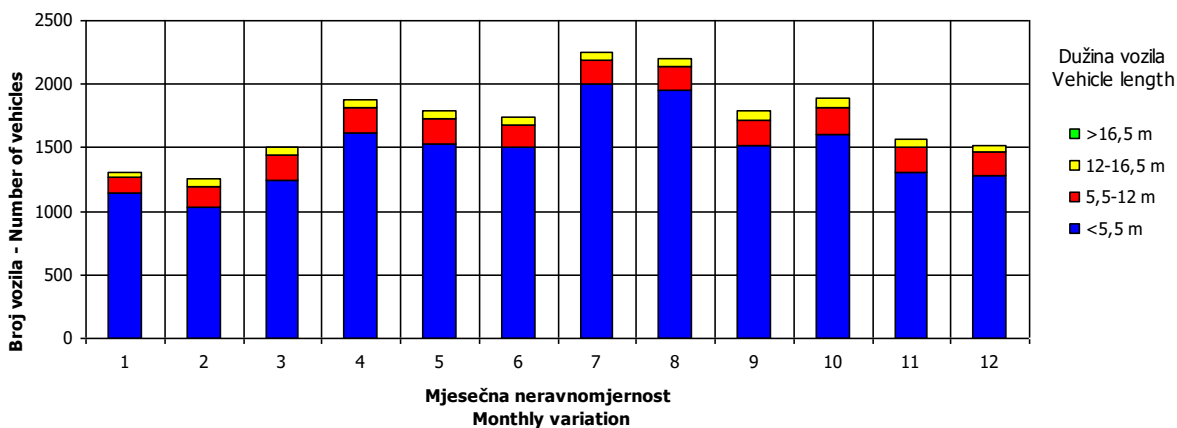
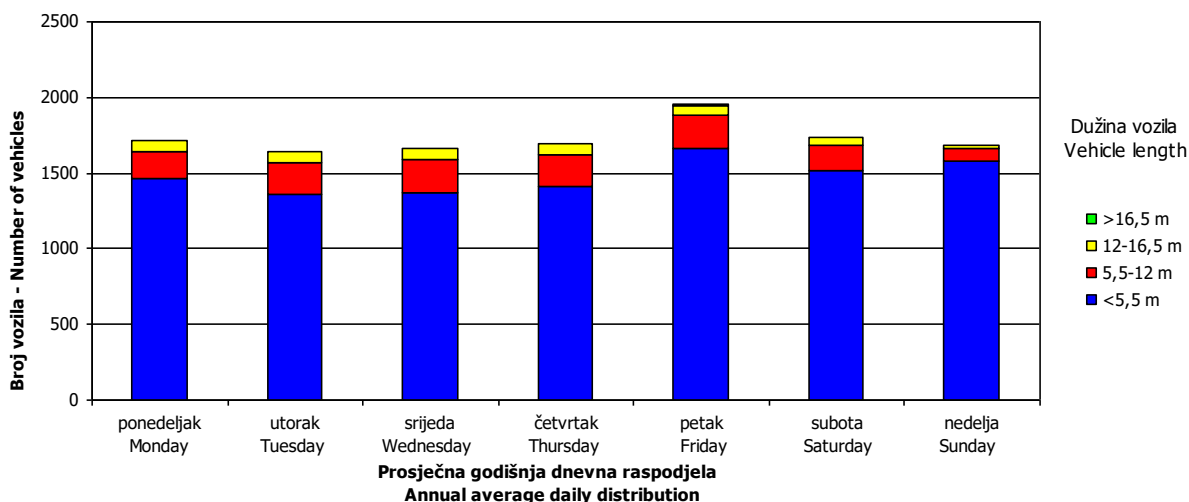
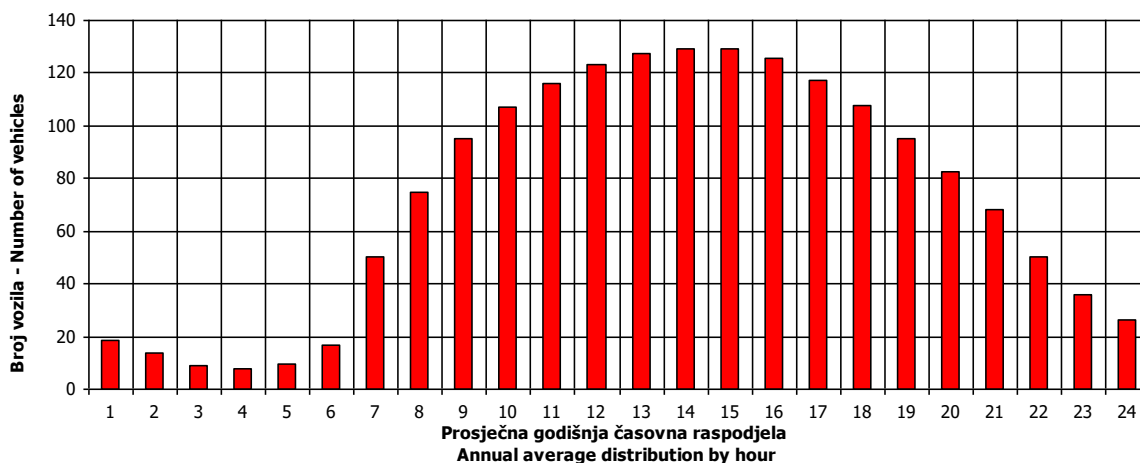
VREMENSKA RASPODJELA SAOBRAĆAJNOG TOKA TRAFFIC FLOW TIME DISTRIBUTION

Automatski brojač broj - Automatic counter number
 Lokalitet - Location / Stacionaža - Mileage [km+m]
 Broj puta - Road number / Dionica - Section

000007
 Gašnica / 16+627,00
 M 14.1 (MI-102) / Draksenić - Vrbaška 1

PGDS 1753 voz/dan AADT 1753 veh/day

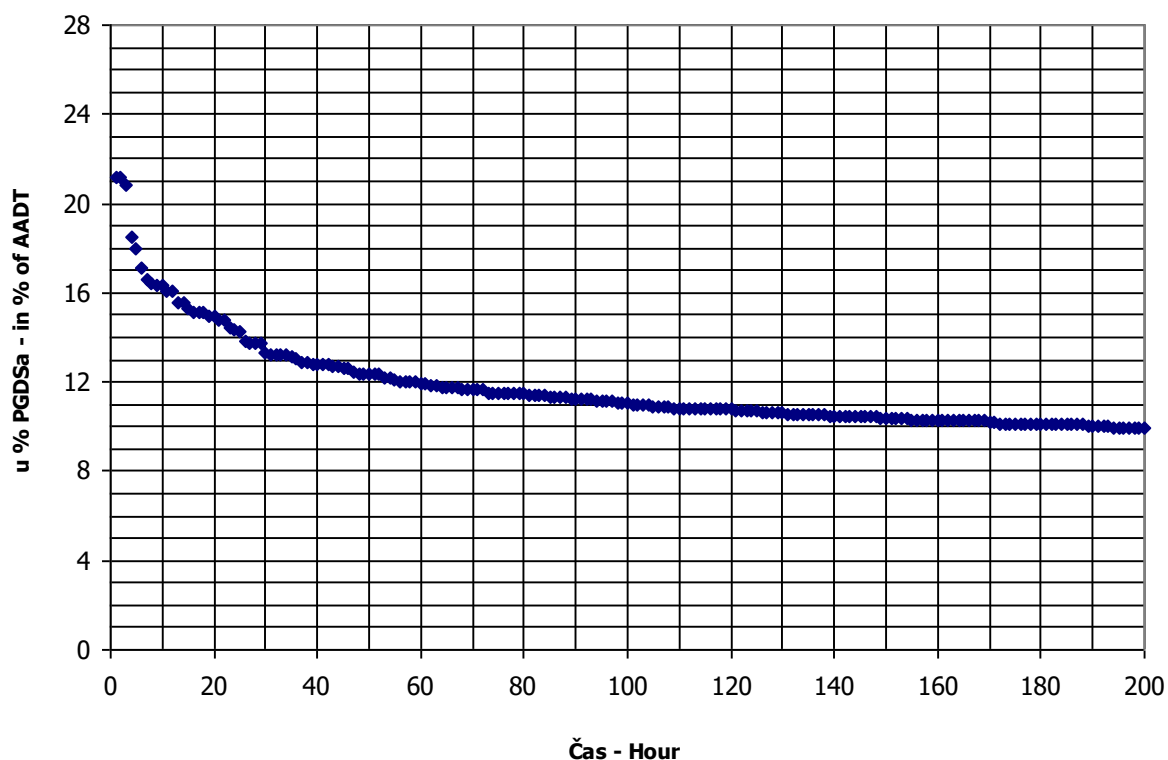
7



SATNA DISTRIBUCIJA SAOBRAĆAJNOG TOKA
TRAFFIC FLOW HOURLY DISTRIBUTION

Automatski brojač broj - Automatic counter number 000007
 Lokalizet - Location / Stacionaža - Mileage [km+m] Gašnica / 16+627,00
 Broj puta - Road number / Dionica - Section M 14.1 (MI-102) / Draksenić - Vrbaška 1

PGDS - AADT	1753 voz/dan - veh/day							
Čas - Hour	Maksimalni vršni sat - Maximum peak hour	10	20	30	40	50	100	200
Sat u danu - Hour of day	15	10	14	10	13	16	18	10
Sat u godini - Hour in year	5368	5027	5535	7211	5534	5177	7195	5411
Dan - Day of week	subota-Saturday	subota-Saturday	subota-Saturday	subota-Saturday	subota-Saturday	petak-Friday	petak-Friday	ponedeljak-Monday
Datum - Date	12	29	19	28	19	4	27	14
Mjesec - Month	Avgust-August	Juli-July	Avgust-August	Oktobar-October	Avgust-August	Avgust-August	Oktobar-October	Avgust-August
Vrijednost - Value	214	188	174	167	163	159	145	133
% - percent	15.82	13.90	12.86	12.34	12.05	11.75	10.72	9.83



BRONJE VOZILA NA MREŽI PUTEVA U REPUBLICI SRPSKOJ – 2017. GODINA
VEHICLE COUNTING ON THE ROAD NETWORK OF THE REPUBLIC OF SRPSKA – YEAR 2017

MJESEČNI BROJ VOZILA
MONTHLY NUMBER OF VEHICLES

Automatski brojač broj - Automatic counter number 000008
 Lokalitet - Location / Stacionaža - Mileage [km+m] Brestovčina / 2+953,00
 Broj puta - Road number / Dionica - Section M 16 (MI-101) / Gradiška - Nova Topola

	Mjesec - Month											
	Januar- January	Februar- February	Mart- March	April- April	Maj- May	Jun- June	Jul- July	August- August	Septembar- September	Oktober- October	Novembar- November	Decembar- December
1	9362	9078	8305	9571	9640	9746	10944	12678	10895	10643	11652	9529
2	10125	8298	8432	9786	9579	10837	10661	12500	11326	9738	10886	10272
3	9250	8405	8663	8443	11057	10978	9806	11798	10438	10632	10261	8814
4	8965	8566	9442	11937	11102	10096	10764	12599	10305	9980	10745	7253
5	9317	8774	7115	11169	13031	9386	10118	13015	10450	9992	10239	8923
6	9228	8022	7930	10248	11767	10892	10740	12743	10168	10849	8702	8733
7	8319	6676	8572	10098	10691	9601	11280	11294	9975	11533	10024	9064
8	10191	8264	8446	10055	9753	9755	11864	12413	10039	10482	9384	9279
9	9141	8263	7245	9961	10284	10493	11423	11618	10571	10334	9688	9861
10	8396	8150	7721	9026	9743	10869	10247	11131	10049	10500	10205	8582
11	8864	8589	9208	9813	9830	9906	11325	12127	9715	9593	10829	7194
12	8277	9139	8169	9369	11159	9440	10907	13200	10276	10355	9700	8700
13	7602	8598	7431	9995	11675	9266	10914	13380	10027	11071	8704	8659
14	8841	6923	8087	11223	10964	9975	11438	12051	9933	11326	9916	8703
15	9630	8031	9068	12771	9966	9786	12643	11649	10089	10770	9465	9033
16	9543	8007	9066	9796	10494	10661	12097	11176	11457	9531	9646	9241
17	8228	7975	9765	9381	9710	11295	11077	11040	10440	10123	10525	7213
18	8436	8042	10359	10330	9958	10317	11572	11813	9333	9975	10665	7459
19	8963	9346	9405	9756	10557	9567	10779	11969	10818	9853	9722	9095
20	7644	8342	8570	9786	11308	9494	11180	12429	11551	10704	8988	8074
21	9479	8071	9632	10266	10606	9991	12189	11387	10942	11070	9947	8310
22	9517	8160	9360	10257	9739	9942	12671	10492	10835	10359	9680	8908
23	8945	8518	9548	10184	11069	11467	12612	10506	10728	9042	9417	11119
24	8632	8366	10929	9104	10525	11986	11311	10746	9661	10361	10163	7452
25	9437	9040	11993	9644	10327	10444	12119	11064	8396	10164	10608	7012
26	6902	8608	11081	10885	9804	10097	11596	11604	9022	10216	9208	9710
27	8913	8225	9215	10333	11171	10472	11484	10927	9942	11407	8217	8560
28	8805	7870	9903	11739	9982	8805	12278	10244	10445	11741	9562	8967
29	9169	8695	9135	12521	9306	9992	13527	10489	10793	11246	9095	9549
30	7966		9886	10614	9847	10222	13680	10090	11170	9966	8927	10313
31	7188		10909		9730		12270	10183		12303		8911
Ukupno- Total	273355	241087	282572	308024	324386	305767	357453	360311	309791	325874	294821	272533
Prosjek- Average	8818	8313	9115	10267	10464	10192	11531	11623	10326	10512	9827	8791
Godišnji prosjek (PGDS) - Annual average (AADT)												9989

BROJANJE VOZILA NA MREŽI PUTEVA U REPUBLICI SRPSKOJ – 2017. GODINA
VEHICLE COUNTING ON THE ROAD NETWORK OF THE REPUBLIC OF SRPSKA – YEAR 2017

STRUKTURA SAOBRAĆAJNOG TOKA
TRAFFIC FLOW COMPOSITION

Automatski brojač broj - Automatic counter number
 Lokalizet - Location / Stacionaža - Mileage [km+m]
 Broj puta - Road number / Dionica - Section

000008
 Brestovčina / 2+953,00
 M 16 (MI-101) / Gradiška - Nova Topola

Mjesec - Month	Smjer - Direction	Dužina vozila - Vehicle length								Ukupno - Total
		< 5,5 m	(%)	5,5 - 12 m	(%)	12 - 16,5 m	(%)	< 16,5 m	(%)	
Januar - January	I	128102	93.5	6273	4.6	2493	1.8	77	0.1	136945
	II	127000	93.1	6429	4.7	2805	2.1	176	0.1	136409
	ukupno - total	255102	93.3	12702	4.6	5298	1.9	252	0.1	273355
Februar - February	I	102257	91.8	6676	6.0	2473	2.2	44	0.0	111451
	II	117891	90.9	7862	6.1	3765	2.9	118	0.1	129636
	ukupno - total	220148	91.3	14538	6.0	6238	2.6	162	0.1	241087
Mart - March	I	124203	91.2	8639	6.3	3266	2.4	73	0.1	136181
	II	132482	90.5	9391	6.4	4430	3.0	88	0.1	146391
	ukupno - total	256685	90.8	18030	6.4	7696	2.7	161	0.1	282572
April - April	I	136744	91.8	8702	5.8	3540	2.4	53	0.0	149039
	II	145353	91.4	9285	5.8	4282	2.7	64	0.0	158985
	ukupno - total	282097	91.6	17988	5.8	7822	2.5	117	0.0	308024
Maj - May	I	141809	91.8	9183	5.9	3356	2.2	59	0.0	154407
	II	155839	91.7	9407	5.5	4681	2.8	53	0.0	169980
	ukupno - total	297647	91.8	18590	5.7	8038	2.5	111	0.0	324386
Juni - June	I	136551	92.2	8154	5.5	3281	2.2	68	0.0	148053
	II	144582	91.7	8573	5.4	4519	2.9	40	0.0	157714
	ukupno - total	281133	91.9	16726	5.5	7800	2.6	108	0.0	305767
Juli - July	I	165979	93.5	8208	4.6	3329	1.9	35	0.0	177551
	II	166719	92.7	8623	4.8	4511	2.5	49	0.0	179902
	ukupno - total	332698	93.1	16831	4.7	7840	2.2	84	0.0	357453
Avgust - August	I	159106	93.1	8719	5.1	3042	1.8	59	0.0	170925
	II	175368	92.6	9169	4.8	4785	2.5	64	0.0	189386
	ukupno - total	334474	92.8	17888	5.0	7826	2.2	123	0.0	360311
Septembar - September	I	132996	91.5	9050	6.2	3210	2.2	54	0.0	145309
	II	149064	90.6	10526	6.4	4828	2.9	65	0.0	164482
	ukupno - total	282060	91.0	19575	6.3	8038	2.6	119	0.0	309791
Oktobar - October	I	146057	90.1	11818	7.3	4147	2.6	69	0.0	162091
	II	147462	90.0	11281	6.9	4828	2.9	213	0.1	163783
	ukupno - total	293519	90.1	23099	7.1	8975	2.8	282	0.1	325874
Novembar - November	I	132522	90.3	9837	6.7	4369	3.0	80	0.1	146808
	II	133350	90.1	10037	6.8	4518	3.1	107	0.1	148012
	ukupno - total	265873	90.2	19874	6.7	8887	3.0	187	0.1	294821
Decembar - December	I	127942	90.6	9284	6.6	3680	2.6	282	0.2	141187
	II	118591	90.3	9565	7.3	3113	2.4	77	0.1	131345
	ukupno - total	246533	90.5	18848	6.9	6792	2.5	359	0.1	272533
Ukupno (godišnje) - Total (annual)	I	1634269	91.8	104542	5.9	40185	2.3	952	0.1	1779947
	II	1713701	91.3	110147	5.9	51064	2.7	1115	0.1	1876027
	ukupno - total	3347970	91.6	214689	5.9	91249	2.5	2066	0.1	3655974
Prosjek (PGDS) - Average (AADT)	I	4465	91.8	286	5.9	110	2.3	3	0.1	4863
	II	4682	91.3	301	5.9	140	2.7	3	0.1	5126
	ukupno - total	9147	91.6	587	5.9	249	2.5	6	0.1	9989

BRONANJE VOZILA NA MREŽI PUTEVA U REPUBLICI SRPSKOJ – 2017. GODINA
VEHICLE COUNTING ON THE ROAD NETWORK OF THE REPUBLIC OF SRPSKA – YEAR 2017

SAOBRAĆAJNI POKAZATELJI

000008
 Brestovčina / 2+953,00
 M 16 (MI-101) / Gradiška - Nova Topola

Automatski brojač broj
 Lokalityet / Stacionaža [km+m]
 Broj puta / Dionica

Mjesec	Smjer	minimalni čas		maksimalni čas		minimalni dan		maksimalni dan		dnevni prosjek (05-21 h)	noćni prosjek (21-05 h)	projek radnim danom	projek vikendom	ljetni prosjek
		datum/dan	čas	voz/h	čas	voz/h	datum/dan	voz/dan	datum/dan					
Januar	I	25./srijeda	3	8	4./srijeda	15	574	1./nedjelja	3449	7044	4505	5488	4396	
	II	25./srijeda	2	6	8./nedjelja	11	632	1./nedjelja	4076	7357	4839	5474	5269	
Februar	I+II	25./srijeda	3	18	4./srijeda	11	1079	1./nedjelja	7525	13207	9344	1158	10962	9665
	I	22./srijeda	2,3	0	10./petak	15	574	12./nedjelja	3923	6456	4608	5286	4901	
	II	2./četvrtak	2	7	19./nedjelja	14	498	5./nedjelja	4435	5997	4890	500	5464	5205
	I+II	7./utorak	3	21	10./petak	15	1014	5./nedjelja	8410	12412	9498	1068	10750	10105
Mart	I	6./ponedjeljak	3	8	23./četvrtak	15	650	4./subota	3511	9548	5324	700	6188	5553
	II	23./četvrtak	2	7	27./ponedjeljak	12	727	13./ponedjeljak	4767	9964	5287	570	5938	5626
April	I+II	6./ponedjeljak	3	23	27./ponedjeljak	12	1211	4./subota	9141	16469	10611	1270	12126	11179
	I	10./ponedjeljak	2	12	14./petak	15	655	9./nedjelja	5178	10038	5806	876	6963	6262
	II	5./srijeda	2	10	17./ponedjeljak	9	703	1./subota	6047	10176	5998	754	6946	6461
	I+II	5./srijeda	2	23	17./ponedjeljak	10	1231	9./nedjelja	11393	17184	11804	1630	13909	12723
Maj	I	16./utorak	2	12	4./četvrtak	11	644	7./nedjelja	5131	9851	5842	955	6986	6333
	II	2./utorak	3	13	2./utorak	10	614	25./četvrtak	4082	8039	5982	843	6794	6902
Juni	I+II	2./utorak	3	26	2./utorak	10	1177	25./četvrtak	9895	17453	11824	1798	13780	13235
	I	12./ponedjeljak	23	12	18./nedjelja	10	579	27./utorak	5037	8821	5746	983	6897	6393
	II	24./subota	10	0	18./nedjelja	11	599	24./subota	5042	7826	5739	875	6644	6554
	I+II	21./srijeda	2	33	18./nedjelja	10	1097	12./ponedjeljak	10879	15935	11484	1859	13541	12947
Juli	I	12./srijeda	2	23	29./subota	11	717	2./nedjelja	6212	9945	6501	1280	7733	7882
	II	11./utorak	3	17	23./nedjelja	20	573	1./subota	6605	8344	6367	1141	7513	7509
	I+II	5./srijeda	2	45	29./subota	11	1238	2./nedjelja	13239	17998	12868	2422	15246	15381
	I	21./ponedjeljak	9	0	11./petak	20	674	27./nedjelja	5917	9475	6415	1045	7408	7608
Avgust	II	8./utorak	3	15	14./ponedjeljak	11	736	30./srijeda	6981	9684	6869	1024	7835	8057
	I+II	29./utorak	3	40	14./ponedjeljak	11	1315	29./utorak	13347	17766	13284	2069	15244	15665
Septembar	I	8./petak	23	0	29./petak	17	617	25./ponedjeljak	4403	7915	5747	821	6709	6237
	II	13./srijeda	2	12	2./subota	11	579	19./utorak	6418	7738	6196	715	6899	6939
Oktobar	I+II	7./četvrtak	2	21	2./subota	11	1090	25./ponedjeljak	10955	15135	11943	1535	13608	13176
	I	31./utorak	2	13	31./utorak	15	661	22./nedjelja	5871	8631	6302	812	7233	6822
	II	31./utorak	2	14	29./nedjelja	13	593	10./utorak	6149	7776	6404	645	6992	7190
	I+II	31./utorak	2	27	14./subota	11	1144	10./utorak	12230	16407	12706	1457	14225	14011
Novembar	I	29./srijeda	2	9	1./srijeda	10	683	5./nedjelja	5475	7931	5868	723	6744	6168
	II	27./ponedjeljak	2	12	1./srijeda	16	654	29./srijeda	5974	8485	6102	622	6722	6732
Decembar	I+II	27./ponedjeljak	2	26	1./srijeda	10	1205	12./nedjelja	11730	16416	11970	1345	13465	12900
	I	19./utorak	2	9	27./srijeda	15	713	10./nedjelja	5065	9678	5871	840	6842	6433
Godina	II	5./utorak	2	12	29./petak	13	613	24./nedjelja	5292	7866	5793	615	6611	5982
	I+II	19./utorak	2	24	29./petak	13	1306	17./nedjelja	10670	16263	11664	1455	13454	12415
	I	22.1./srijeda	2,3	0	29.7./subota	11	717	1.1./nedjelja	3449	10038	5719	852	6718	6241
	II	24.6./subota	10	0	14.8./ponedjeljak	11	736	1.1./nedjelja	4076	10176	5879	741	6665	6519
	I+II	25.1./srijeda	3	18	14.8./ponedjeljak	11	1315	1.1./nedjelja	7525	17998	11598	1593	13382	12759
								29.7./subota					14381	

BROJANJE VOZILA NA MREŽI PUTEVA U REPUBLICI SRPSKOJ – 2017. GODINA
VEHICLE COUNTING ON THE ROAD NETWORK OF THE REPUBLIC OF SRPSKA – YEAR 2017

TRAFFIC PARAMETERS

Automatic counter number
 Location / Mileage [km+m]
 Road number / Section

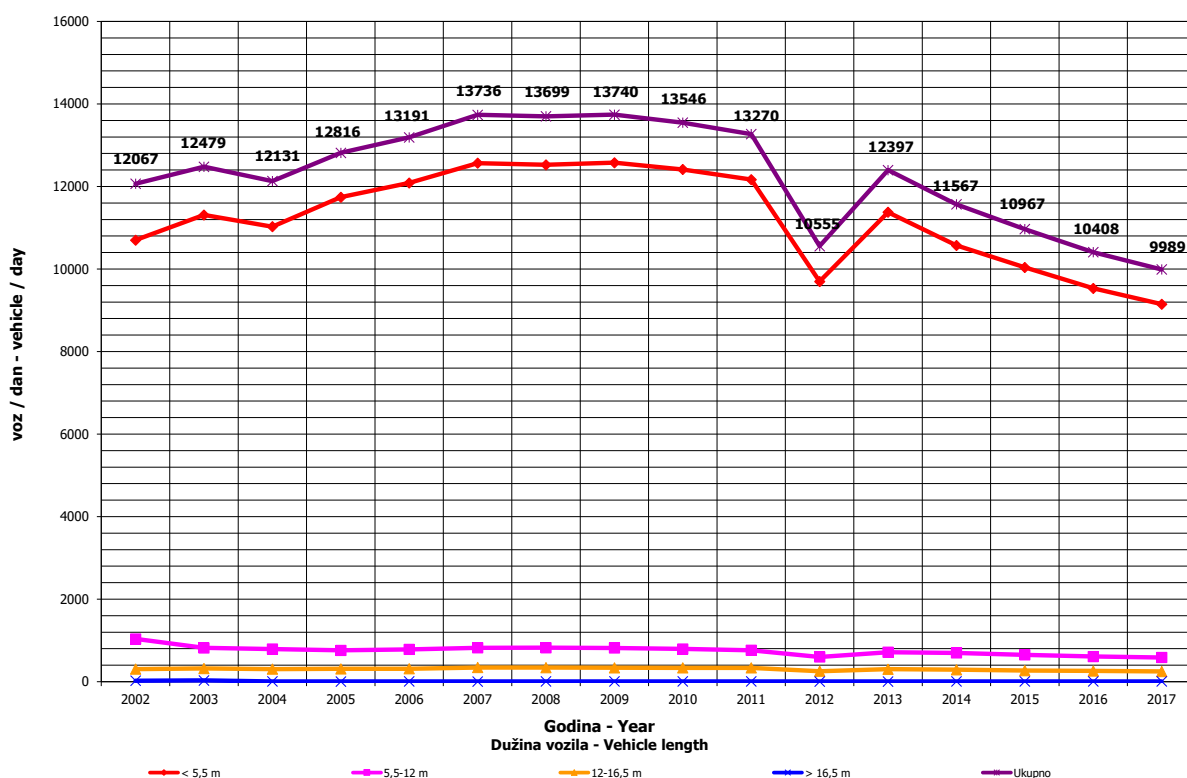
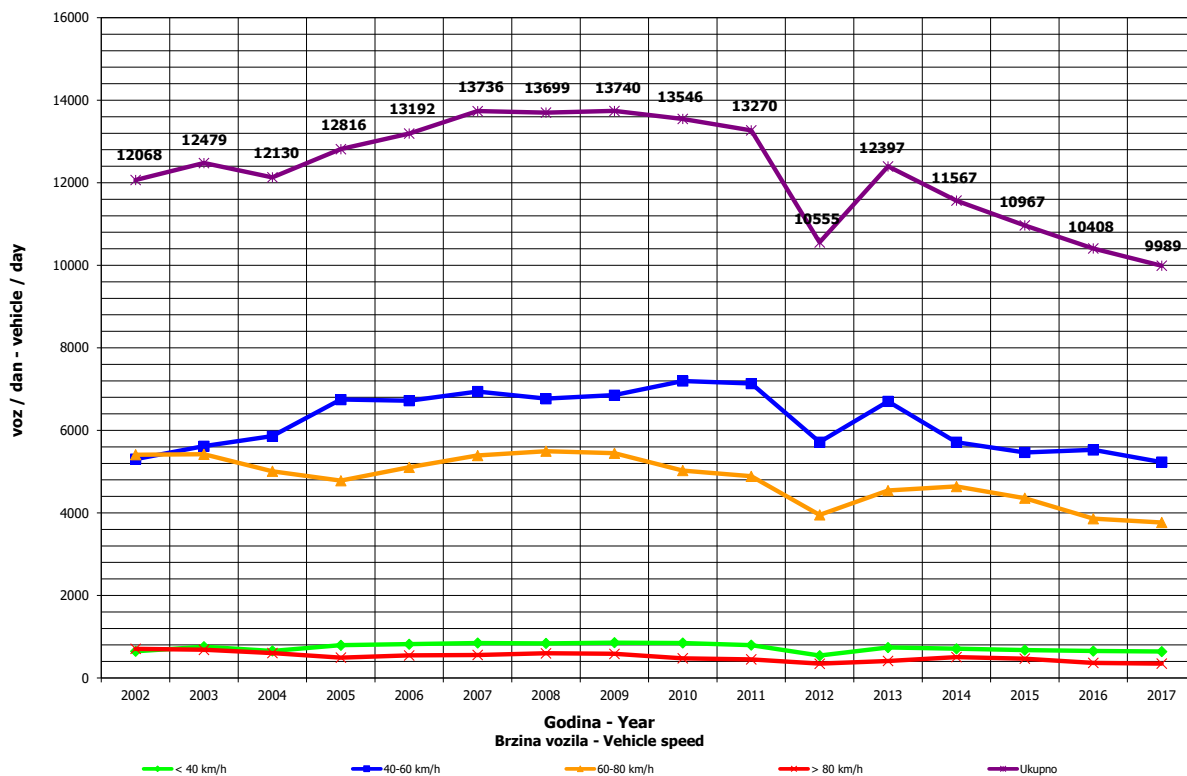
000008
 Brestovčina / 2+953,00
 M 16 (M1-101) / Gradiška - Nova Topola

Month	Direction	minimum hour		maximum hour		minimum day		maximum day		day time average (5-21 h)	night average (21-05 h)	working day average	weekend average	summer average
		date/day	hour	date/day	hour	date/day	veh/day	date/day	veh/day					
January	I	25/Wednesday	3	8	4/Wednesday	15	574	1/Sunday	3449	4050	595	5488	4396	
	II	25/Wednesday	2	6	8/Sunday	11	632	1/Sunday	7357	4839	562	5474	5269	
	I+II	25/Wednesday	3	18	4/Wednesday	11	1079	1/Sunday	7525	13207	1158	10962	9665	
February	I	22/Wednesday	2	0	10/Friday	15	574	12/Sunday	3923	4608	568	5286	4901	
	II	2/Thursday	2	7	19/Sunday	14	498	5/Sunday	4435	4890	500	5464	5205	
	I+II	7/Tuesday	3	21	10/Friday	15	1014	5/Sunday	8410	9498	1068	10750	10105	
March	I	6/Monday	3	8	23/Thursday	15	650	4/Saturday	3511	5324	700	6188	5553	
	II	23/Thursday	2	7	27/Monday	12	727	13/Monday	4767	5287	570	5938	5626	
	I+II	6/Monday	3	23	27/Monday	12	1211	4/Saturday	9141	10611	1270	12126	11179	
April	I	10/Monday	2	12	14/Friday	15	655	9/Sunday	5178	5806	876	6963	6262	
	II	5/Wednesday	2	10	17/Monday	9	703	1/Saturday	6047	5998	754	6946	6461	
	I+II	5/Wednesday	2	23	17/Monday	10	1231	9/Sunday	11393	11804	1630	13909	12723	
May	I	16/Tuesday	2	12	4/Thursday	11	644	7/Sunday	5131	5842	955	6986	6333	
	II	2/Tuesday	3	13	2/Tuesday	10	614	25/Thursday	4082	5982	843	6794	6902	
	I+II	2/Tuesday	3	26	2/Tuesday	10	1177	25/Thursday	9895	11824	1798	13780	13235	
June	I	12/Monday	2	12	18/Sunday	10	579	27/Thursday	5037	5746	983	6897	6393	6729
	II	24/Saturday	10	0	18/Sunday	11	599	24/Saturday	5042	5739	875	6644	6554	6614
	I+II	21/Wednesday	2	33	18/Sunday	10	1097	12/Monday	10879	11484	1859	13541	12947	13343
July	I	12/Wednesday	2	23	29/Saturday	11	717	2/Sunday	6212	6501	1280	7733	7882	7781
	II	11/Tuesday	3	17	23/Sunday	20	573	1/Saturday	6605	6367	1141	7513	7500	7509
	I+II	5/Wednesday	2	45	29/Saturday	11	1238	2/Sunday	13239	12868	2422	15246	15381	15290
August	I	21/Monday	9	0	11/Friday	20	674	27/Sunday	5917	6415	1045	7408	7608	7460
	II	8/Tuesday	3	15	14/Monday	11	736	30/Wednesday	6981	6869	1024	7835	8057	7892
	I+II	29/Tuesday	3	40	14/Monday	11	1315	29/Tuesday	13347	13284	2069	15244	15665	15352
September	I	8/Friday	2	3	29/Friday	17	617	25/Monday	4403	5747	821	6709	6237	6567
	II	13/Wednesday	2	12	2/Saturday	11	579	19/Tuesday	6418	6196	715	6899	6939	6911
	I+II	7/Thursday	2	21	2/Saturday	11	1090	25/Monday	10955	11943	1535	13608	13176	13478
October	I	31/Tuesday	2	13	31/Tuesday	15	661	22/Sunday	5871	6302	812	7233	6822	
	II	31/Tuesday	2	14	29/Sunday	13	593	10/Tuesday	6149	6404	645	6992	7190	
	I+II	31/Tuesday	2	27	14/Saturday	11	1144	10/Tuesday	12230	12706	1457	14225	14011	
November	I	29/Wednesday	2	9	1/Wednesday	10	683	5/Sunday	5475	5868	723	6744	6168	
	II	27/Monday	2	12	1/Wednesday	16	654	29/Wednesday	5974	6102	622	6722	6732	
	I+II	27/Monday	2	26	1/Wednesday	10	1205	12/Sunday	11730	11970	1345	13465	12900	
December	I	19/Tuesday	2	9	27/Wednesday	15	713	10/Sunday	5065	5871	840	6842	6433	
	II	5/Tuesday	2	12	29/Friday	13	613	24/Sunday	5292	5793	615	6611	5982	
	I+II	19/Tuesday	2	24	29/Friday	13	1306	17/Sunday	10670	11664	1455	13454	12415	
Year	I	22.1/Wednesday	2	3	29.7/Saturday	11	717	1.1/Sunday	3449	5719	852	6718	6241	7142
	II	24.6/Saturday	10	0	14.8/Monday	11	736	1.1/Sunday	4076	5879	741	6665	6519	7239
	I+II	25.1/Wednesday	3	18	14.8/Monday	11	1315	1.1/Sunday	7525	11598	1593	13382	12759	14381

GODIŠNJA NERAVNOMJERNOST SAOBRAĆAJNOG TOKA TRAFFIC FLOW ANNUAL VARIATION

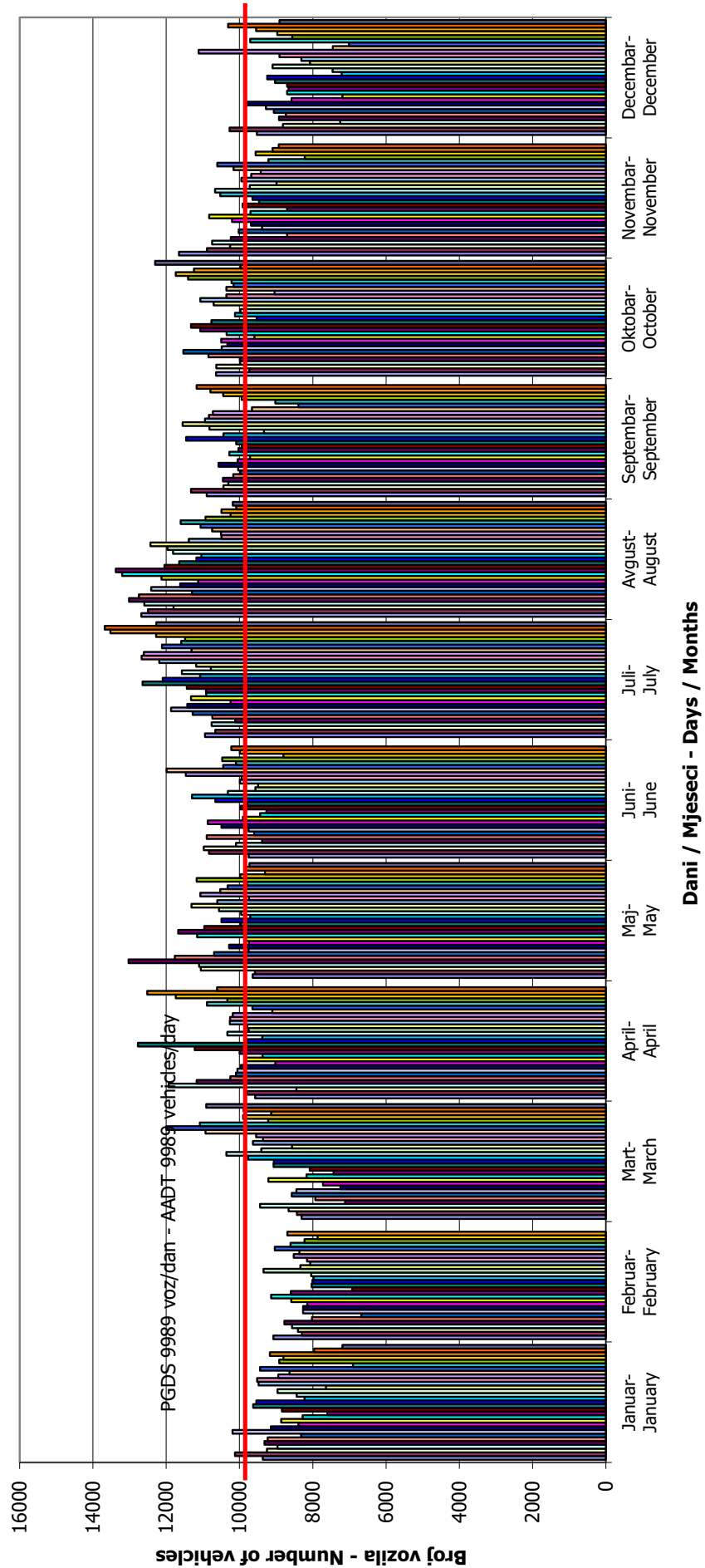
Automatski brojač broj - Automatic counter number
 Lokalizet - Location / Stacionaža - Mileage [km+m]
 Broj puta - Road number / Dionica - Section

000008
 Brestovčina / 2+953,00
 M 16 (MI-101) / Gradiška - Nova Topola



**DNEVNA NERAVNOMJERNOST SAOBRAĆAJNOG TOKA
 TRAFFIC FLOW DAILY VARIATION**

Automatski brojač broj - Automatic counter number 000008
 Lokalizet - Location / Stacionaža - Mileage [km+tm] Brestovčina / 2+953,00
 Broj puta - Road number/ Dionica - Section M 16 (MI-101) / Gradiška - Nova Topola

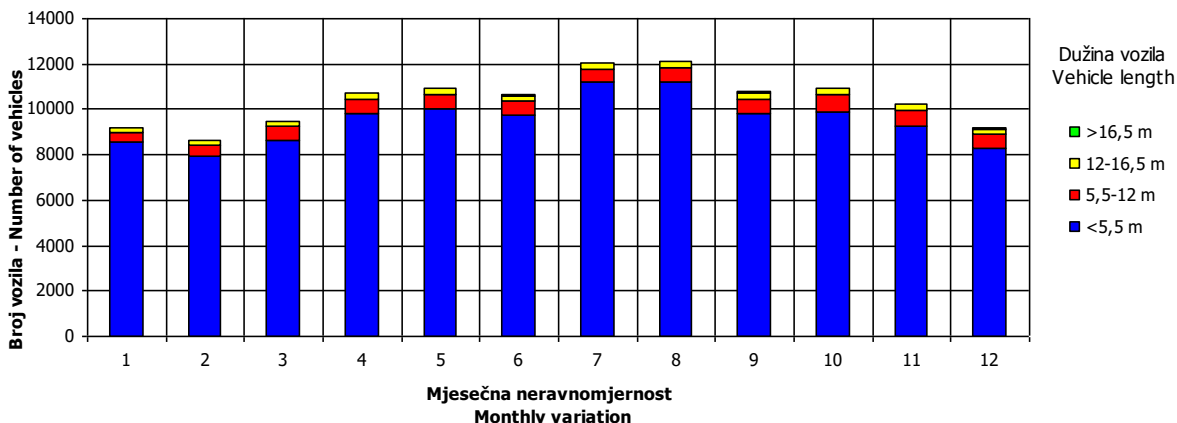
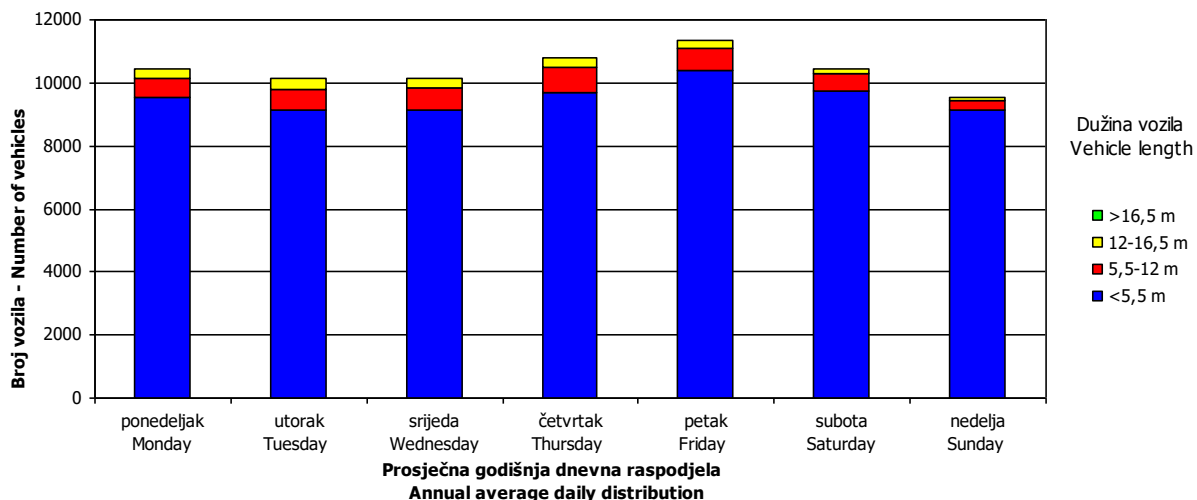
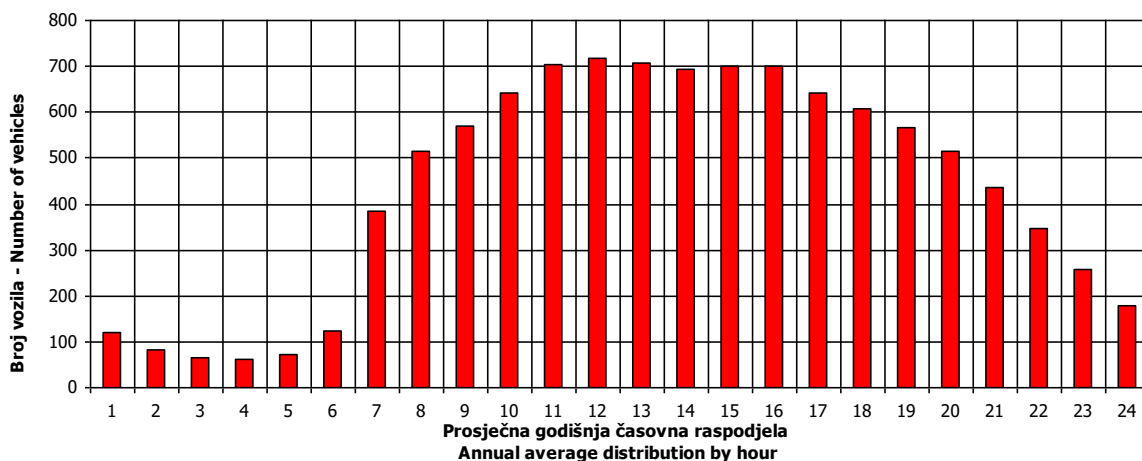


VREMENSKA RASPODJELA SAOBRAĆAJNOG TOKA TRAFFIC FLOW TIME DISTRIBUTION

Automatski brojač broj - Automatic counter number
 Lokalizet - Location / Stacionaža - Mileage [km+m]
 Broj puta - Road number / Dionica - Section

000008
 Brestovčina / 2+953,00
 M 16 (MI-101) / Gradiška - Nova Topola

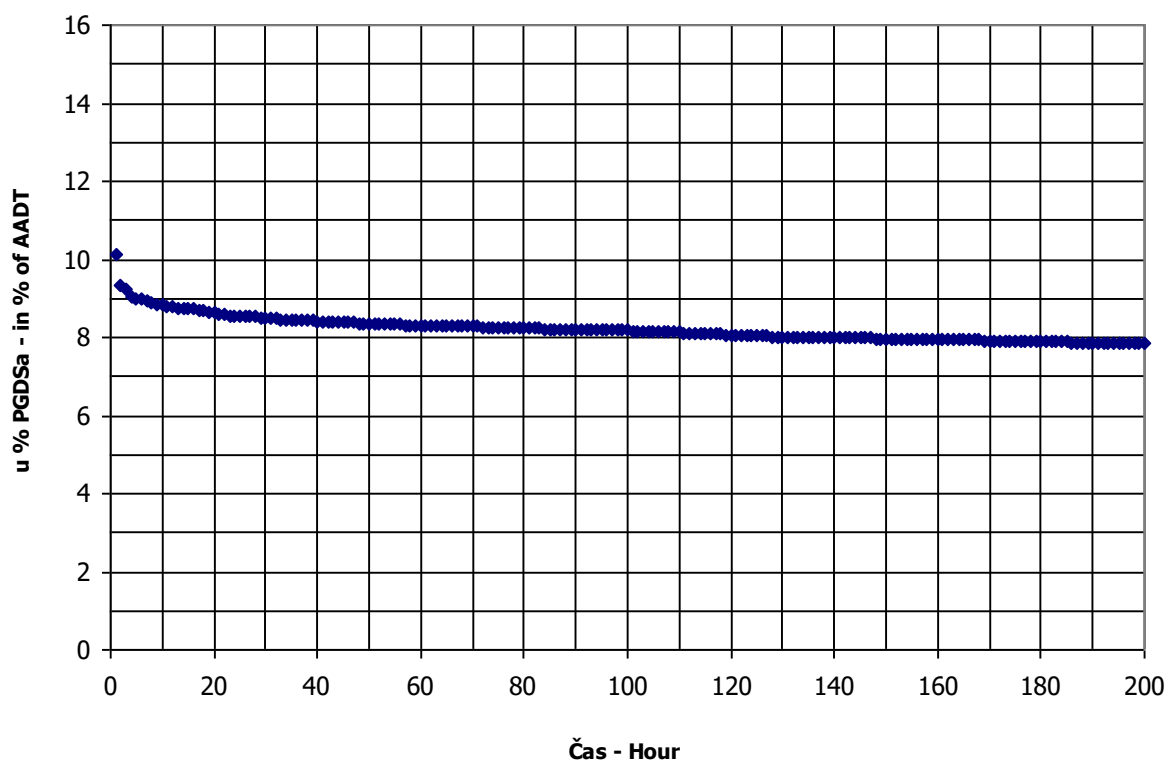
PGDS 9989 voz/dan AADT 9989 veh/day



SATNA DISTRIBUCIJA SAOBRAĆAJNOG TOKA TRAFFIC FLOW HOURLY DISTRIBUTION

Automatski brojač broj - Automatic counter number 000008
 Lokalitet - Location / Stacionaža - Mileage [km+m] Brestovčina / 2+953,00
 Broj puta - Road number / Dionica - Section M 16 (MI-101) / Gradiška - Nova Topola

PGDS - AADT	9989 voz/dan - veh/day							
Čas - Hour	Maksimalni vršni sat - Maximum peak hour	10	20	30	40	50	100	200
Sat u danu - Hour of day	11	13	11	11	14	11	15	10
Sat u godini - Hour in year	5412	5174	5172	7380	5343	6876	5344	5483
Dan - Day of week	ponedeljak - Monday	petak - Friday	petak - Friday	subota - Saturday	petak - Friday	subota - Saturday	petak - Friday	četvrtak - Thursday
Datum - Date	14	4	4	4	11	14	11	17
Mjesec - Month	Avgust - August	Avgust - August	Avgust - August	Novembar - November	Avgust - August	Oktobar - October	Avgust - August	Avgust - August
Vrijednost - Value	1315	1206	1184	1173	1153	1144	1103	1054
% - percent	9.97	9.14	8.98	8.89	8.74	8.67	8.36	7.99



BROJANJE VOZILA NA MREŽI PUTEVA U REPUBLICI SRPSKOJ – 2017. GODINA
VEHICLE COUNTING ON THE ROAD NETWORK OF THE REPUBLIC OF SRPSKA – YEAR 2017

MJESEČNI BROJ VOZILA
MONTHLY NUMBER OF VEHICLES

Automatski brojač broj - Automatic counter number

000009

Lokalitet - Location / Stacionaža - Mileage [km+m]

Kočićevo / 2+304,00

Broj puta - Road number / Dionica - Section

M 14.1 (MI-102) / Nova Topola - Srbac

	Mjesec - Month											
	Januar- January	Februar- February	Mart- March	April- April	Maj- May	Juni- June	Juli- July	August- August	Septembar- September	Oktober- October	Novembar- November	Decembar- December
1	1858	2080	2432	3100	2798	2927	3158	3454	3262	3200	2943	2655
2	2368	2131	2513	3176	2827	3057	3072	3276	3470	2773	2811	2630
3	2378	2310	2496	2703	3210	3085	2763	3440	3165	3031	2872	2594
4	2624	2423	2591	3176	3189	2936	2829	3372	3308	2865	2965	2261
5	2718	2591	2677	3129	3487	2756	3012	3470	3027	2991	3163	2501
6	2387	2021	2316	3294	3400	3041	3327	3509	2992	2986	2831	2638
7	1705	1564	2643	3235	3341	2839	2944	3274	3192	3093	2975	2742
8	2333	2087	2425	3224	2798	3037	3101	3420	2925	3120	2764	2548
9	2272	2129	1688	3076	3064	3119	3177	3243	3146	2767	3009	2615
10	2317	2240	2110	2723	2982	3308	2854	3327	3021	2683	3045	2436
11	2571	2049	2485	2755	3483	3192	3210	3329	2863	3069	3175	2289
12	2426	2024	2637	2760	3468	3019	3015	3553	3066	2895	3063	2444
13	2632	1532	2207	2893	3171	3025	3131	3608	3057	3210	2981	2409
14	2310	1724	2506	3066	3109	2956	2953	3235	2965	3298	2843	2635
15	2544	2265	2625	3195	2703	3072	3437	3143	3094	2994	2729	2505
16	2329	2315	2520	2994	2861	3000	3447	3275	3304	2789	2792	2643
17	2003	2447	2786	2883	2847	3247	3377	3263	3386	3097	3065	2346
18	2416	2428	2836	2926	3097	3139	3359	3968	2766	3039	3074	2317
19	2477	2572	2806	2780	2913	2610	3035	3422	3189	3087	2863	2520
20	2697	2565	2680	2873	3469	2666	3503	3175	3623	3182	2628	2302
21	2575	2264	2653	3030	3400	2545	3418	3414	3210	3364	2867	2596
22	2483	2452	2545	3075	3358	2441	3649	3061	3126	3376	2851	2734
23	2327	2391	2797	3016	3323	2910	3420	3148	3052	2688	2977	3068
24	2000	2447	2863	2955	3257	2967	3151	3304	2965	3034	2917	2620
25	2319	2623	2817	2936	3173	2794	3210	3293	2670	3022	2878	2372
26	2405	2635	2846	2755	3111	2735	3167	3557	3106	3011	2621	2712
27	1956	2657	2617	3037	3302	2934	3310	3404	2888	3142	2219	2694
28	2185	2442	2886	3099	3293	2884	3382	2826	2809	3322	2614	2330
29	2252	2463	2839	3603	2994	3028	3681	2904	2937	3189	2580	2803
30	2158		3048	2723	2749	2952	3524	2913	3259	2703	2445	2998
31	1577		3507		2920		3433	2985		3251		2761
Ukupno- Total	71557	65777	81346	90214	97106	88195	100069	102575	92903	94320	85541	79720
Prosjek- Average	2308	2268	2624	3007	3132	2940	3228	3309	3097	3043	2851	2572
Godišnji prosjek (PGDS) - Annual average (AADT)												2867

BROJANJE VOZILA NA MREŽI PUTEVA U REPUBLICI SRPSKOJ – 2017. GODINA
VEHICLE COUNTING ON THE ROAD NETWORK OF THE REPUBLIC OF SRPSKA – YEAR 2017

STRUKTURA SAOBRAĆAJNOG TOKA
TRAFFIC FLOW COMPOSITION

Automatski brojač broj - Automatic counter number
 Lokalitet - Location / Stacionaža - Mileage [km+m]
 Broj puta - Road number / Dionica - Section

000009
 Kočićevo / 2+304,00
 M 14.1 (MI-102) / Nova Topola - Srbac

Mjesec - Month	Smjer - Direction	Dužina vozila - Vehicle length								Ukupno - Total
		< 5,5 m	(%)	5,5 - 12 m	(%)	12 - 16,5 m	(%)	< 16,5 m	(%)	
Januar - January	I	31545	88.7	2313	6.4	1707	4.9	52	0.1	35617
	II	31929	88.7	2236	6.4	1764	4.9	11	0.1	35940
	ukupno - total	63473	88.7	4549	6.4	3471	4.9	63	0.1	71557
Februar - February	I	28251	85.1	2675	8.2	2198	6.6	56	0.1	33180
	II	27751	85.1	2705	8.2	2130	6.6	10	0.1	32596
	ukupno - total	56001	85.1	5381	8.2	4328	6.6	66	0.1	65777
Mart - March	I	35210	85.1	3621	9.0	2352	5.8	56	0.1	41239
	II	34026	85.1	3687	9.0	2382	5.8	12	0.1	40107
	ukupno - total	69235	85.1	7308	9.0	4734	5.8	68	0.1	81346
April - April	I	39235	85.8	3853	8.7	2452	5.5	39	0.1	45579
	II	38153	85.8	3980	8.7	2493	5.5	9	0.1	44635
	ukupno - total	77388	85.8	7833	8.7	4946	5.5	48	0.1	90214
Maj - May	I	42320	86.7	3770	8.0	2517	5.3	44	0.1	48652
	II	41837	86.7	3963	8.0	2645	5.3	9	0.1	48454
	ukupno - total	84157	86.7	7733	8.0	5163	5.3	53	0.1	97106
Juni - June	I	38517	86.2	3643	8.3	2411	5.4	47	0.1	44618
	II	37534	86.2	3701	8.3	2330	5.4	12	0.1	43577
	ukupno - total	76051	86.2	7344	8.3	4741	5.4	59	0.1	88195
Juli - July	I	44475	86.6	4073	8.3	2472	5.0	36	0.0	51057
	II	42231	86.6	4187	8.3	2580	5.0	13	0.0	49012
	ukupno - total	86707	86.6	8260	8.3	5053	5.0	49	0.0	100069
Avgust - August	I	44556	86.6	4171	8.3	2557	5.1	46	0.1	51331
	II	44239	86.6	4359	8.3	2626	5.1	19	0.1	51244
	ukupno - total	88796	86.6	8530	8.3	5184	5.1	65	0.1	102575
Septembar - September	I	39155	83.8	4849	10.6	2617	5.5	39	0.1	46660
	II	38713	83.8	4984	10.6	2538	5.5	8	0.1	46243
	ukupno - total	77868	83.8	9832	10.6	5156	5.5	47	0.1	92903
Oktobar - October	I	39861	83.4	5416	11.4	2512	5.2	34	0.0	47823
	II	38836	83.4	5307	11.4	2346	5.2	7	0.0	46496
	ukupno - total	78697	83.4	10723	11.4	4859	5.2	41	0.0	94320
Novembar - November	I	36261	83.4	4726	11.2	2231	5.3	29	0.0	43248
	II	35120	83.4	4891	11.2	2275	5.3	7	0.0	42293
	ukupno - total	71382	83.4	9617	11.2	4506	5.3	36	0.0	85541
Decembar - December	I	34728	85.6	3467	8.9	2142	5.4	29	0.0	40366
	II	33546	85.6	3651	8.9	2151	5.4	6	0.0	39354
	ukupno - total	68274	85.6	7118	8.9	4293	5.4	35	0.0	79720
Ukupno (godišnje) - Total (annual)	I	454114	85.8	46578	8.8	28171	5.3	507	0.1	529369
	II	443916	85.4	47651	9.2	28263	5.4	123	0.0	519953
	ukupno - total	898029	85.6	94229	9.0	56434	5.4	630	0.1	1049322
Prosjeak (PGDS) - Average (AADT)	I	1241	85.8	127	8.8	77	5.3	1	0.1	1446
	II	1213	85.4	130	9.2	77	5.4	0	0.0	1421
	ukupno - total	2454	85.6	257	9.0	154	5.4	2	0.1	2867

BRONJE VOZILA NA MREZI PUTEVA U REPUBLICI SRPSKOJ – 2017. GODINA
VEHICLE COUNTING ON THE ROAD NETWORK OF THE REPUBLIC OF SRPSKA – YEAR 2017

SAOBRAĆAJNI POKAZATELJI

000009
 Kočičevo / 2+304,00
 M 14.1 (MI-102) / Nova Topola - Sribac

Automatski brojač broj
 Lokalizacija / Stacionaža [km+m]
 Broj puta / Dionica

Mjesec	Smjer	minimalni čas		maksimalni čas		minimalni dan		maksimalni dan		dnevni prosjek (05-21 h) (21-05 h)	noćni prosjek (21-05 h)	prosjek radnim danom	prosjek vikendom	ljetni prosjek
		datum/dan	čas	voz/h	datum/dan	čas	voz/h	datum/dan	voz/dan					
Januar	I	31/utorak	2	1	26/četvrtak	9	160	1/nedjelja	918	1637	1063	158	1280	1114
	II	26/četvrtak	1	0	21/subota	15	130	25/srijeda	609	1378	985	126	1128	1080
Februar	I+II	27/petak	2	2	5/četvrtak	13	249	1/nedjelja	1836	2954	2048	284	2407	2194
	I	14/utorak	1	0	15/srijeda	12	146	5/nedjelja	1035	1539	1127	148	1288	1244
	II	20/ponedjeljak	13	0	16/četvrtak	10	107	12/nedjelja	884	1253	1019	115	1143	1112
	I+II	8/srijeda	2	0	16/četvrtak	13	221	5/nedjelja	1969	2641	2146	263	2430	2356
Mart	I	22/srijeda	1	0	27/ponedjeljak	14	131	16/četvrtak	743	1506	1062	149	1193	1261
	II	15/srijeda	2	0	31/petak	13	122	10/petak	981	1446	1121	133	1256	1247
	I+II	15/srijeda	2	1	27/ponedjeljak	14	252	16/četvrtak	1939	2905	2182	282	2449	2508
April	I	18/utorak	3	0	28/petak	13	219	7/petak	967	1735	1161	184	1341	1351
	II	23/nedjelja	23	0	17/ponedjeljak	12	149	9/nedjelja	1284	1876	1333	180	1526	1493
	I+II	10/ponedjeljak	2	3	28/petak	13	337	9/nedjelja	2491	3455	2493	364	2867	2844
	I	30/utorak	0	0	13/subota	14	180	23/utorak	1055	1902	1252	206	1435	1513
Maj	II	12/petak	3	1	28/nedjelja	20	356	17/srijeda	1256	1874	1361	207	1557	1596
	I+II	19/petak	2	5	28/nedjelja	20	416	23/utorak	2494	3750	2613	413	2992	3109
Juni	I	30/petak	23	0	18/nedjelja	10	195	30/petak	615	1773	1129	199	1288	1409
	II	19/ponedjeljak	23	0	18/nedjelja	11	176	30/petak	1362	1807	1342	219	1549	1584
	I+II	30/petak	5	6	18/nedjelja	10	345	30/petak	1977	3470	2471	418	2838	2992
Juli	I	26/srijeda	19	0	10/ponedjeljak	11	218	11/utorak	976	1919	1179	254	1402	1500
	II	26/srijeda	3	0	23/nedjelja	19	201	19/srijeda	1010	2087	1337	266	1552	1710
	I+II	26/srijeda	3	5	10/ponedjeljak	11	311	25/utorak	2349	3704	2516	520	2954	3210
	I	24/četvrtak	6	1	25/petak	15	167	13/nedjelja	1263	2074	1279	283	1588	1487
Avgust	II	5/subota	10	0	25/petak	12	152	13/nedjelja	1125	1891	1409	267	1700	1606
	I+II	1/utorak	3	8	26/subota	14	286	13/nedjelja	2388	3963	2689	549	3288	3094
Septembar	I	20/srijeda	0	1	19/utorak	15	243	12/utorak	1020	1941	1295	205	1483	1541
	II	4/ponedjeljak	4	0	4/ponedjeljak	8	228	29/petak	1394	1926	1468	200	1665	1676
Oktobar	I+II	14/četvrtak	2	6	19/utorak	15	344	12/utorak	2682	3695	2763	405	3148	3216
	I	3/utorak	2	2	11/srijeda	13	171	8/nedjelja	1310	1810	1343	186	1521	1549
	II	25/srijeda	4	0	11/srijeda	14	160	10/utorak	1156	1728	1307	167	1464	1501
	I+II	31/utorak	1	5	11/srijeda	13	285	10/utorak	2510	3437	2651	353	2984	3050
Novembar	I	29/srijeda	5	0	18/subota	15	147	28/utorak	663	1620	1173	160	1318	1376
	II	29/subota	12	0	5/nedjelja	17	140	7/utorak	1115	1508	1195	150	1347	1339
Decembar	I+II	20/ponedjeljak	2	5	11/subota	11	254	28/utorak	1778	3039	2369	310	2665	2715
	I	14/četvrtak	2	0	23/subota	15	159	3/nedjelja	828	1696	1118	176	1308	1264
Godina	II	6/srijeda	1	1	2/subota	15	126	12/utorak	1090	1472	1128	144	1285	1247
	I+II	14/četvrtak	2	3	29/petak	14	256	3/nedjelja	2023	3056	2246	320	2593	2510
	I	14.1/utorak	1	0	19.9/utorak	1	243	30.6/petak	615	2074	1182	193	1373	1380
	II	26.1/četvrtak	1	0	28.5/nedjelja	20	356	25.1/srijeda	609	2087	1251	182	1433	1434
	I+II	8.2/srijeda	2	0	28.5/nedjelja	20	416	28.11/utorak	1778	3963	2434	374	2806	2814

BROJANJE VOZILA NA MREŽI PUTEVA U REPUBLICI SRPSKOJ – 2017. GODINA
VEHICLE COUNTING ON THE ROAD NETWORK OF THE REPUBLIC OF SRPSKA – YEAR 2017

TRAFFIC PARAMETERS

Automatic counter number
 Location / Mileage [km+m]
 Road number / Section

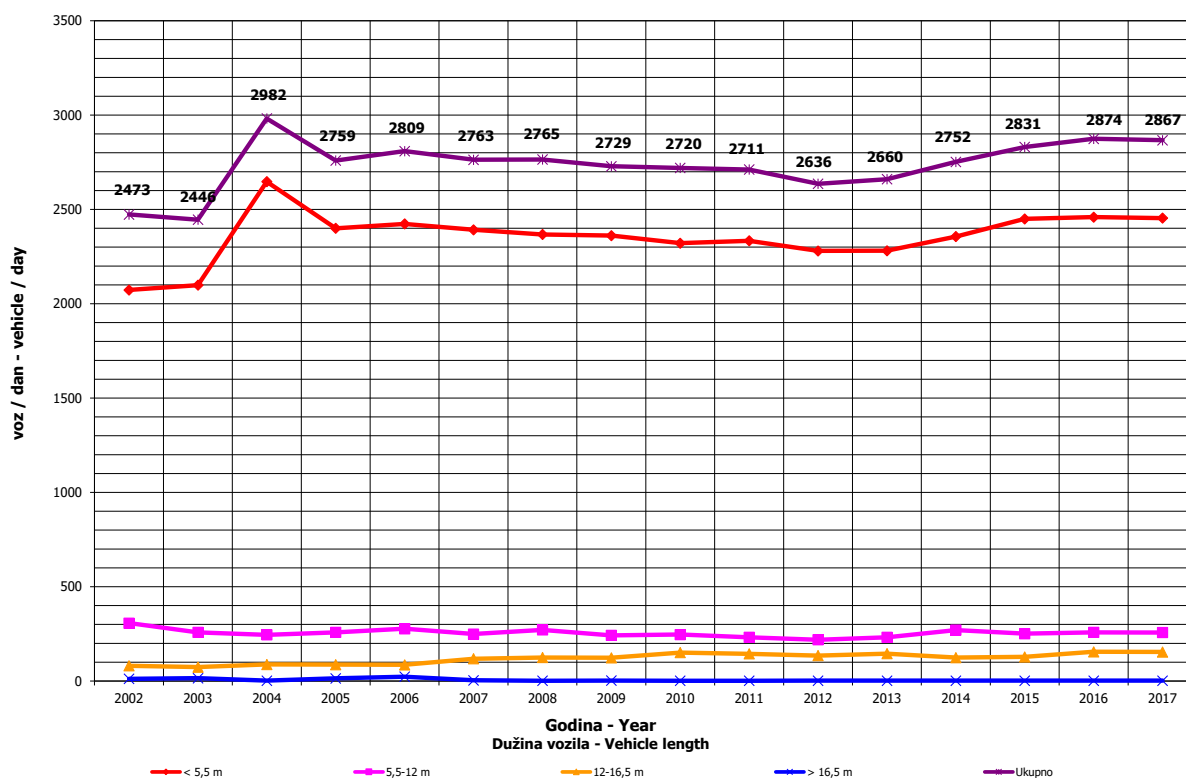
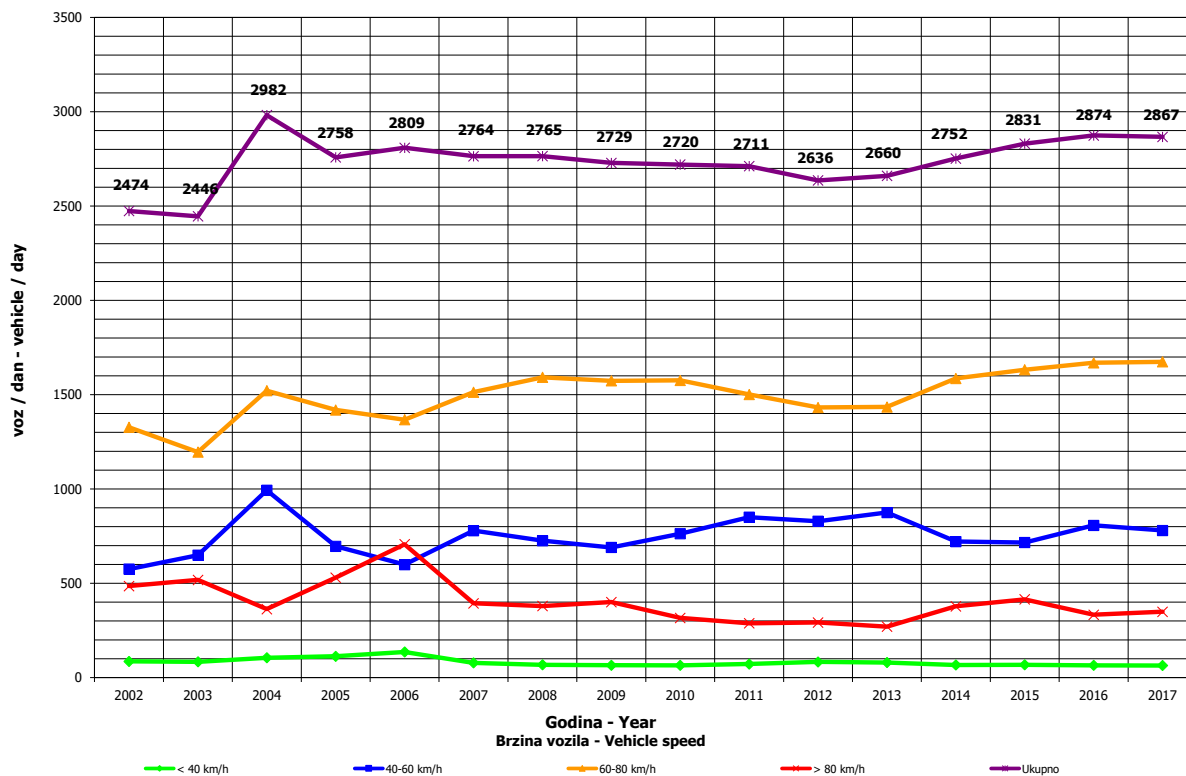
000009
 Kočičevo / 2+304,00
 M 14.1 (MI-102) / Nova Topola - Srbac

Month	Direction	minimum hour		maximum hour		minimum day		maximum day		day time average (5-21 h)	night average (21-05 h)	working day average	weekend average	summer average
		date/day	hour	date/day	hour	date/day	veh/day	date/day	veh/day					
January	I	31/Tuesday	2	26/Thursday	9	1/Sunday	918	25/Wednesday	1637	1063	158	1280	1114	
	II	26/Thursday	1	21/Saturday	15	25/Wednesday	609	20/Friday	1378	985	126	1128	1080	
February	I-II	27/Friday	2	5/Thursday	13	1/Sunday	1836	5/Thursday	2954	2048	284	2407	2194	
	I	14/Tuesday	1	15/Wednesday	12	5/Sunday	1035	13/Monday	1539	1127	148	1288	1244	
March	II	20/Monday	13	16/Thursday	10	12/Sunday	884	18/Saturday	1253	1019	115	1143	1112	
	I-II	8/Wednesday	2	16/Thursday	13	5/Sunday	1969	17/Friday	2641	2146	263	2430	2356	
April	I	22/Wednesday	1	27/Monday	14	16/Thursday	743	24/Friday	1506	1062	149	1193	1261	
	II	15/Wednesday	2	31/Friday	13	10/Friday	981	29/Wednesday	1446	1121	133	1256	1247	
May	I-II	15/Wednesday	2	27/Monday	14	16/Thursday	1939	31/Friday	2905	2182	282	2449	2508	
	I	18/Tuesday	3	28/Friday	13	7/Friday	967	29/Saturday	1735	1161	184	1341	1351	
June	II	23/Sunday	23	17/Monday	12	9/Sunday	1284	15/Saturday	1876	1333	180	1526	1493	
	I-II	10/Monday	2	28/Friday	13	9/Sunday	2491	29/Saturday	3455	2493	364	2867	2844	
July	I	30/Tuesday	0	28/Saturday	14	180	1055	4/Thursday	1902	1252	206	1435	1513	
	II	12/Friday	3	28/Sunday	20	356	1256	5/Friday	1874	1361	207	1557	1596	
August	I-II	19/Friday	2	28/Sunday	20	416	2494	5/Friday	3750	2613	413	2992	3109	
	I	30/Friday	23	18/Sunday	10	195	615	17/Saturday	1773	1129	199	1288	1409	1329
September	II	19/Monday	23	18/Sunday	11	176	1362	18/Sunday	1807	1342	219	1549	1584	1561
	I-II	30/Friday	5	18/Sunday	10	345	1977	18/Sunday	3470	2471	418	2838	2992	2889
October	I	26/Wednesday	19	10/Monday	11	218	976	28/Friday	1919	1179	254	1402	1500	1434
	II	26/Wednesday	3	23/Sunday	19	201	1010	23/Sunday	2087	1337	266	1552	1710	1603
November	I-II	24/Thursday	6	10/Monday	11	311	2349	16/Sunday	3704	2516	520	2954	3210	3037
	I	5/Saturday	10	25/Friday	15	167	1263	10/Thursday	2074	1279	283	1588	1487	1562
December	II	1/Tuesday	3	26/Saturday	14	286	2388	10/Thursday	3963	2689	549	3288	3094	3238
	I-II	20/Wednesday	0	19/Tuesday	15	243	1020	2/Saturday	1941	1295	205	1483	1541	1500
Year	I	4/Monday	4	4/Monday	8	228	1394	22/Friday	1926	1468	200	1665	1676	1668
	II	14/Thursday	2	19/Tuesday	15	344	2682	2/Saturday	3695	2763	405	3148	3216	3169
Year	I	3/Tuesday	2	11/Wednesday	13	171	1310	28/Saturday	1810	1343	186	1521	1549	
	II	25/Wednesday	4	11/Wednesday	14	160	1156	31/Tuesday	1728	1307	167	1464	1501	
Year	I-II	31/Tuesday	1	11/Wednesday	13	285	2510	13/Friday	3437	2651	353	2984	3050	
	I	29/Wednesday	5	18/Saturday	15	147	663	4/Saturday	1620	1173	160	1318	1376	
Year	II	25/Saturday	12	5/Sunday	17	140	1115	7/Tuesday	1508	1195	150	1347	1339	
	I-II	20/Monday	2	11/Saturday	11	254	1778	7/Tuesday	3039	2369	310	2665	2715	
Year	I	14/Thursday	2	3/Saturday	15	159	828	23/Saturday	1696	1118	176	1308	1264	
	II	6/Wednesday	1	2/Saturday	15	126	1090	29/Friday	1472	1128	144	1285	1247	
Year	I-II	14/Thursday	2	29/Friday	14	256	2023	3/Sunday	3056	2246	320	2593	2510	
	I	14.1/Tuesday	1	19.9/Tuesday	15	243	615	10.8/Thursday	2074	1182	193	1373	1380	1457
Year	II	26.1/Thursday	1	28.5/Sunday	20	356	609	23.7/Sunday	2087	1251	182	1433	1434	1627
	I-II	8.2/Wednesday	2	28.5/Sunday	20	416	1778	10.8/Thursday	3963	2434	374	2806	2814	3084

GODIŠNJA NERAVNOMJERNOST SAOBRAĆAJNOG TOKA TRAFFIC FLOW ANNUAL VARIATION

Automatski brojač broj - Automatic counter number
 Lokalizet - Location / Stacionaža - Mileage [km+m]
 Broj puta - Road number / Dionica - Section

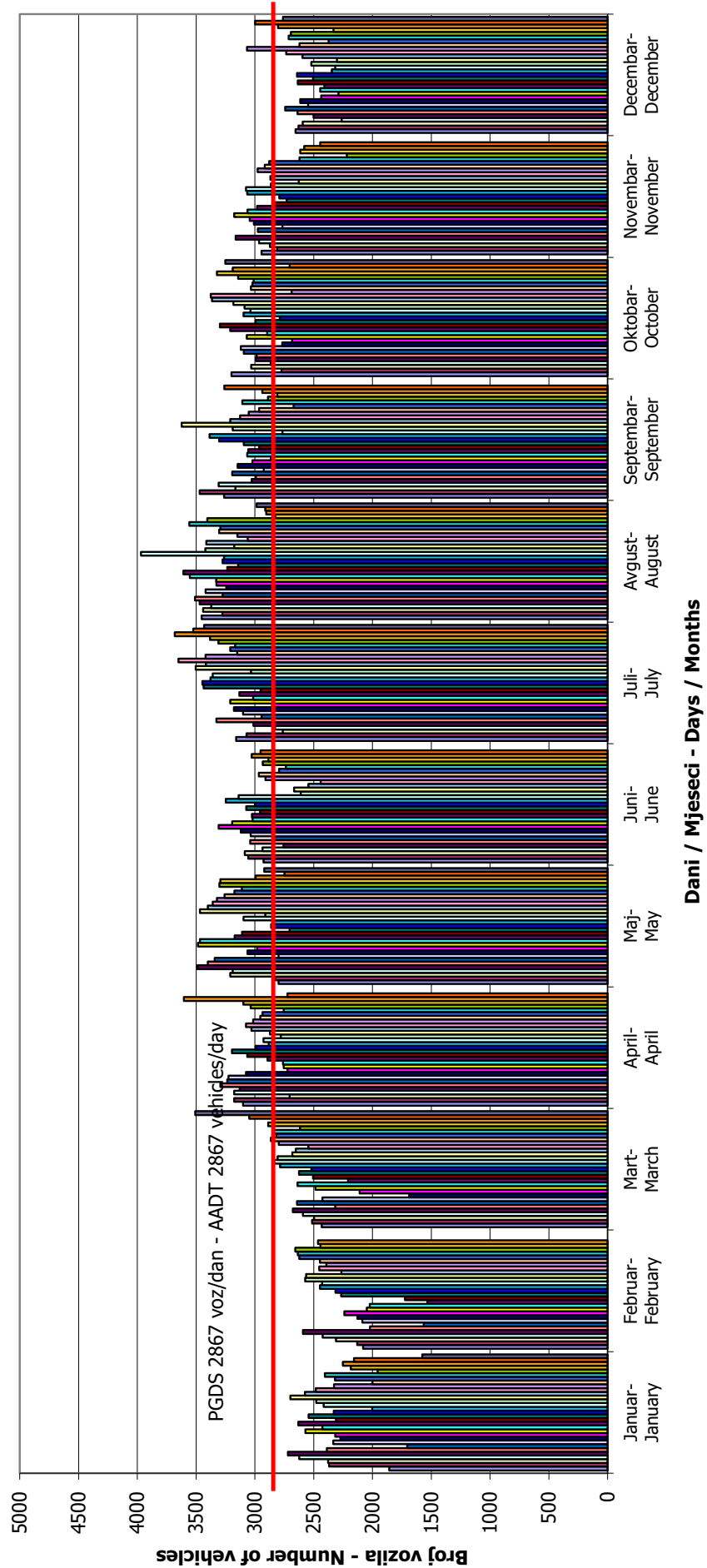
000009
 Kočićevo / 2+304,00
 M 14.1 (MI-102) / Nova Topola - Srbac



**DNEVNA NERAVNOMJERNOST SAOBRAĆAJNOG TOKA
 TRAFFIC FLOW DAILY VARIATION**

000009
 Košicevo / 2+304,00
 M 14.1 (MI-102) / Nova Topola - Srbac

Automatski brojač broj - Automatic counter number
 Lokalityet - Location / Stacionaža - Mileage [km+m]
 Broj puta - Road number/ Dionica - Section

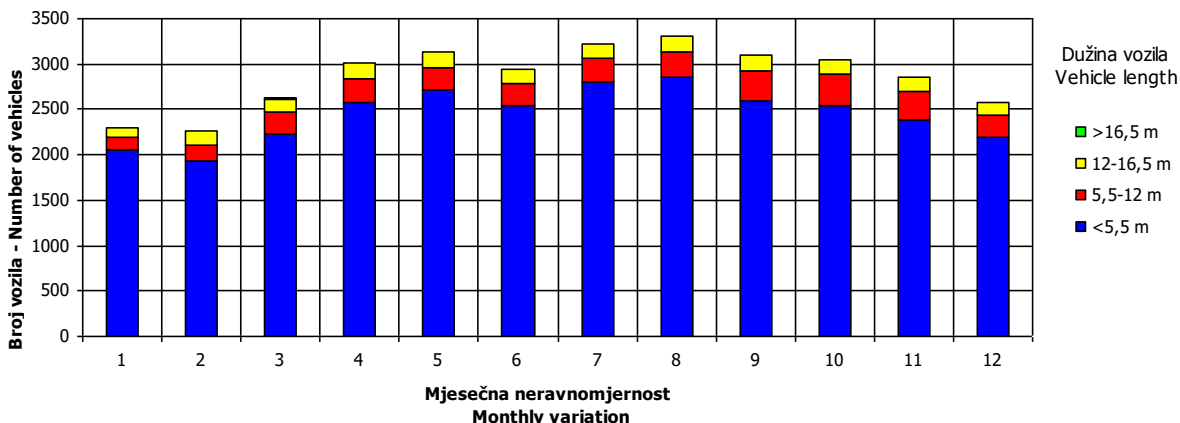
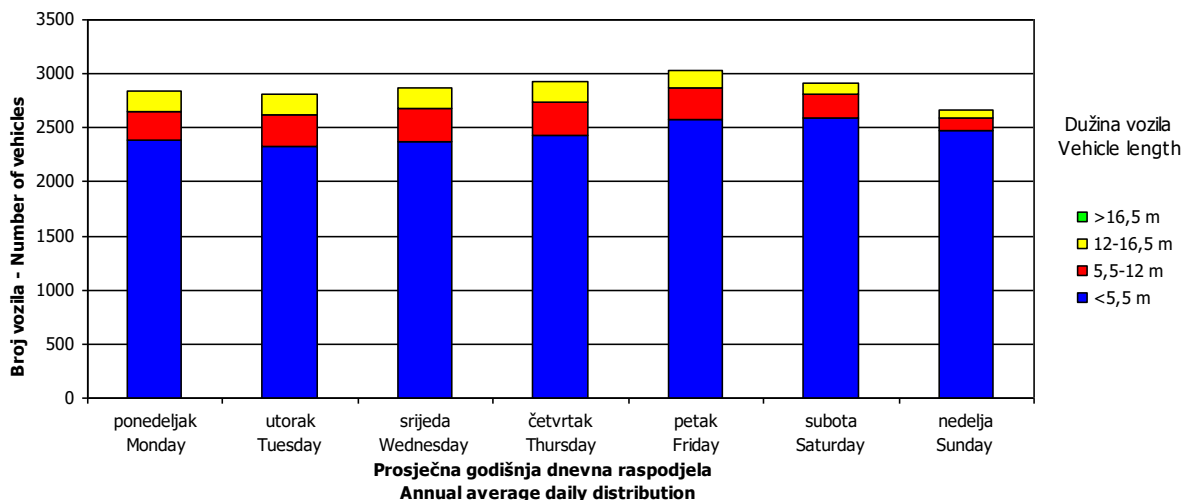
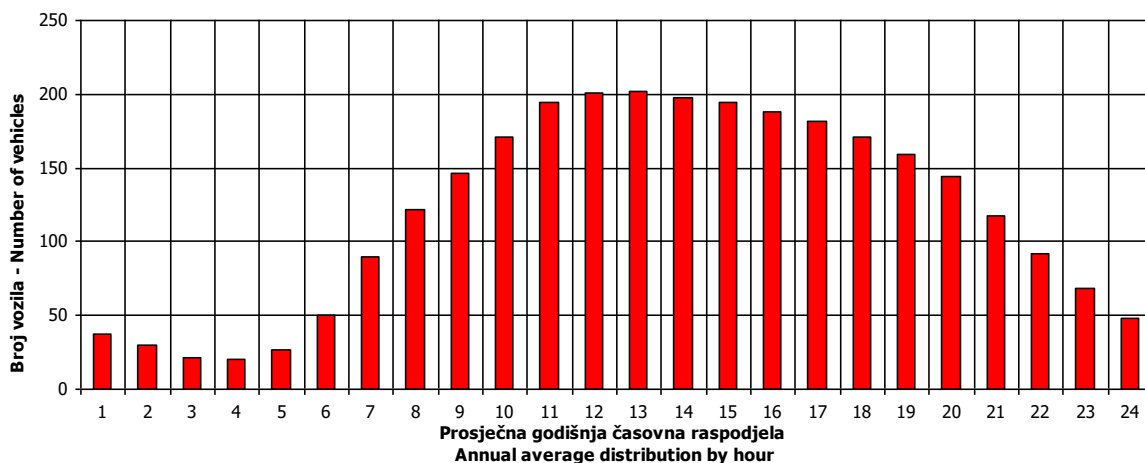


VREMENSKA RASPODJELA SAOBRAĆAJNOG TOKA TRAFFIC FLOW TIME DISTRIBUTION

Automatski brojač broj - Automatic counter number
 Lokalizet - Location / Stacionaža - Mileage [km+m]
 Broj puta - Road number / Dionica - Section

000009
 Kočićevo / 2+304,00
 M 14.1 / Nova Topola - Srbac

PGDS 2867 voz/dan AADT 2867 veh/day

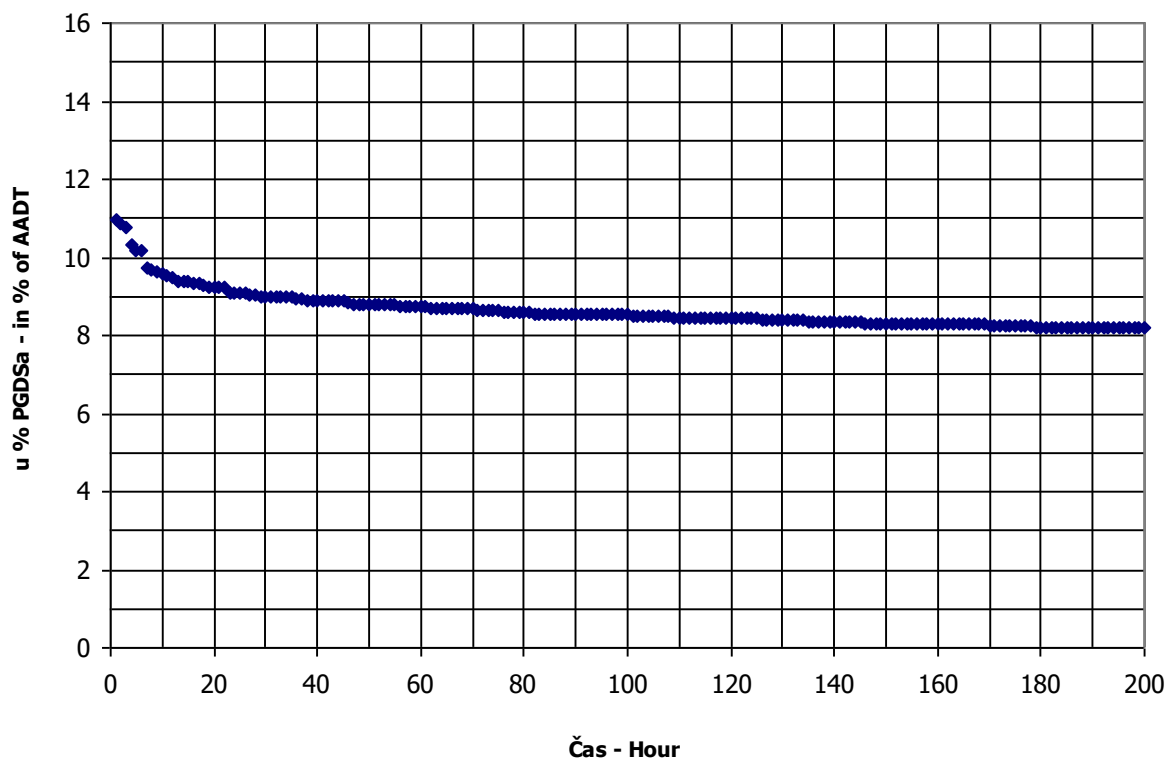


SATNA DISTRIBUCIJA SAOBRAĆAJNOG TOKA TRAFFIC FLOW HOURLY DISTRIBUTION

Automatski brojač broj - Automatic counter number
 Lokalitet - Location / Stacionaža - Mileage [km+m]
 Broj puta - Road number / Dionica - Section

000009
 Kočićevo / 2+304,00
 M 14.1 (MI-102) / Nova Topola - Srbac

PGDS - AADT	2867 voz/dan - veh/day							
Čas - Hour	Maksimalni vršni sat - Maximum peak hour	10	20	30	40	50	100	200
Sat u danu - Hour of day	20	8	11	12	12	10	15	13
Sat u godini - Hour in year	3549	5913	6204	6205	4813	5027	3472	5102
Dan - Day of week	nedelja - Sunday	ponedeljak - Monday	subota - Saturday	subota - Saturday	četvrtak - Thursday	subota - Saturday	četvrtak - Thursday	utorak - Tuesday
Datum - Date	28	4	16	16	20	29	25	1
Mjesec - Month	Maj - May	Septembar - September	Septembar - September	Septembar - September	Juli - July	Juli - July	Maj - May	Avgust - August
Vrijednost - Value	416	296	278	268	260	256	245	233
% - percent	14.81	10.54	9.90	9.54	9.26	9.12	8.72	8.30



BROJANJE VOZILA NA MREŽI PUTEVA U REPUBLICI SRPSKOJ – 2017. GODINA
VEHICLE COUNTING ON THE ROAD NETWORK OF THE REPUBLIC OF SRPSKA – YEAR 2017

MJESEČNI BROJ VOZILA
MONTHLY NUMBER OF VEHICLES

Automatski brojač broj - Automatic counter number 000010
 Lokalitet - Location / Stacionaža - Mileage [km+m] Mahovljani / 14+757,00
 Broj puta - Road number / Dionica - Section M 16 (MI-101) / Nova Topola - Klačnice 1

	Mjesec - Month											
	Januar- January	Februar- February	Mart- March	April- April	Maj- May	Juni- June	Juli- July	August- August	Septembar- September	Oktoibar- October	Novembar- November	Decembar- December
1	5510	7255	8506	10455	9062	9550	10777	11759	10001	10456	10581	8706
2	7383	7388	8848	10220	8985	10592	10255	10627	11254	8690	9629	9446
3	7752	7415	8302	7482	10753	10647	9194	11185	10116	10523	9909	8718
4	9622	7676	9143	11394	10973	9584	9779	11056	9794	9724	12023	7648
5	9608	8677	8466	10817	10822	8842	9353	12260	10054	10183	10699	9248
6	7209	6859	7448	10425	10945	10499	9978	11731	9793	9950	8403	9673
7	4782	5215	8822	9932	10118	9612	9891	10870	9866	10935	9630	9693
8	7701	7571	8128	10965	9269	9428	11372	11429	10063	9886	9024	9223
9	7916	7478	6080	10165	10068	9821	10676	10584	11011	9100	9010	10193
10	7989	7184	7037	8644	9750	10643	9389	10804	9903	9693	9418	8963
11	8629	6789	8410	9233	10465	9514	10963	10891	8878	9734	10518	7437
12	6924	7469	7792	9026	11181	8571	10196	12075	9671	10158	9682	9299
13	8670	5642	6816	9156	11005	9822	10297	11653	9714	10484	8109	8896
14	7124	5845	8804	9852	9997	9606	10103	10914	9737	10967	9431	9125
15	8423	7765	8668	10704	8808	9614	11992	11427	10282	9933	9274	9335
16	7982	7810	8891	9691	9595	9802	11218	10597	11398	8437	9370	10357
17	6528	7822	9118	8285	9391	10486	9911	10445	10060	10208	9545	8349
18	8457	7843	10024	9203	9783	9407	10974	10969	8545	9828	10596	7588
19	8525	8781	9020	9316	9768	8072	10289	11324	10228	9645	9539	9109
20	8604	7384	7796	9383	11273	9304	11300	10811	10368	9740	8322	8148
21	8215	6803	8997	9647	10522	8817	10829	10272	9813	11041	9447	8585
22	8589	8298	8815	10649	8834	9423	12119	10393	9742	10113	9029	9291
23	7457	8239	9030	9795	10878	11423	11374	9389	11522	8327	9335	10133
24	6202	8329	8919	8363	10288	11309	10086	10126	10371	9831	9410	8102
25	8197	8442	10216	9947	9386	9805	10996	10106	8858	10088	9819	7213
26	7876	9421	9077	10325	9974	9226	10454	11209	10393	8282	8606	9169
27	6641	8457	8134	9894	10925	9858	10722	10349	9981	10063	7465	10388
28	7088	7446	9361	10597	9785	9638	11125	9954	9920	11829	9053	10109
29	7888	8938	9590	12421	8857	9598	12946	10598	10462	10486	8998	10893
30	6855		10134	8795	9071	9813	12223	9782	12136	8735	8824	11975
31	5027		12077		9065		10848	9077		12065		10827
Ukupno- Total	235429	220354	270513	294770	309563	292353	331587	334630	303905	309084	282703	285887
Prosjek- Average	7594	7598	8726	9826	9986	9745	10696	10795	10130	9970	9423	9222
Godišnji prosjek (PGDS) - Annual average (AADT)												9483

BROJANJE VOZILA NA MREŽI PUTEVA U REPUBLICI SRPSKOJ – 2017. GODINA
VEHICLE COUNTING ON THE ROAD NETWORK OF THE REPUBLIC OF SRPSKA – YEAR 2017

STRUKTURA SAOBRAĆAJNOG TOKA
TRAFFIC FLOW COMPOSITION

Automatski brojač broj - Automatic counter number
 Lokalizet - Location / Stacionaža - Mileage [km+m]
 Broj puta - Road number / Dionica - Section

000010
 Mahovljani / 14+757,00
 M 16 (MI-101) / Nova Topola - Klačnice 1

Mjesec - Month	Smjer - Direction	Dužina vozila - Vehicle length								Ukupno - Total
		< 5,5 m	(%)	5,5 - 12 m	(%)	12 - 16,5 m	(%)	< 16,5 m	(%)	
Januar - January	I	104282	92.3	7329	5.8	2095	1.8	269	0.1	113976
	II	112906	92.3	6437	5.8	2081	1.8	30	0.1	121453
	ukupno - total	217188	92.3	13766	5.8	4176	1.8	299	0.1	235429
Februar - February	I	99176	90.5	8076	6.8	2736	2.5	343	0.2	110330
	II	100312	90.5	6983	6.8	2684	2.5	45	0.2	110024
	ukupno - total	199488	90.5	15058	6.8	5420	2.5	388	0.2	220354
Mart - March	I	121437	89.8	11009	7.5	3539	2.5	378	0.2	136362
	II	121573	89.8	9225	7.5	3314	2.5	38	0.2	134151
	ukupno - total	243010	89.8	20235	7.5	6853	2.5	416	0.2	270513
April - April	I	132857	90.5	11535	7.1	3479	2.3	378	0.1	148250
	II	133822	90.5	9495	7.1	3157	2.3	45	0.1	146521
	ukupno - total	266680	90.5	21030	7.1	6637	2.3	424	0.1	294770
Maj - May	I	137321	90.4	12407	7.3	3508	2.2	359	0.1	153595
	II	142433	90.4	10040	7.3	3454	2.2	40	0.1	155968
	ukupno - total	279754	90.4	22447	7.3	6962	2.2	400	0.1	309563
Juni - June	I	131336	90.4	11523	7.1	3647	2.4	334	0.1	146840
	II	132835	90.4	9196	7.1	3448	2.4	35	0.1	145513
	ukupno - total	264171	90.4	20719	7.1	7095	2.4	369	0.1	292353
Juli - July	I	154154	91.2	12306	6.7	3440	2.0	302	0.1	170202
	II	148324	91.2	9759	6.7	3271	2.0	32	0.1	161385
	ukupno - total	302478	91.2	22065	6.7	6711	2.0	333	0.1	331587
Avgust - August	I	145568	90.9	12961	6.8	3322	2.0	587	0.2	162437
	II	158663	90.9	9959	6.8	3521	2.0	49	0.2	172192
	ukupno - total	304231	90.9	22921	6.8	6842	2.0	636	0.2	334630
Septembar - September	I	133684	89.1	13867	8.3	3693	2.4	497	0.2	151741
	II	137137	89.1	11507	8.3	3480	2.4	39	0.2	152164
	ukupno - total	270822	89.1	25374	8.3	7174	2.4	536	0.2	303905
Oktobar - October	I	132919	87.7	16477	9.7	3633	2.3	812	0.3	153840
	II	138185	87.7	13622	9.7	3377	2.3	60	0.3	155244
	ukupno - total	271103	87.7	30099	9.7	7010	2.3	871	0.3	309084
Novembar - November	I	123250	88.2	13260	9.1	3268	2.4	787	0.3	140565
	II	126163	88.2	12351	9.1	3560	2.4	64	0.3	142138
	ukupno - total	249413	88.2	25611	9.1	6828	2.4	851	0.3	282703
Decembar - December	I	125798	90.3	10243	6.8	3499	2.7	389	0.2	139929
	II	132397	90.3	9277	6.8	4152	2.7	132	0.2	145958
	ukupno - total	258195	90.3	19520	6.8	7651	2.7	521	0.2	285887
Ukupno (godišnje) - Total (annual)	I	1541781	89.2	140993	8.2	39860	2.3	5434	0.3	1728068
	II	1584750	90.9	117852	6.8	39498	2.3	609	0.0	1742710
	ukupno - total	3126532	90.1	258845	7.5	79358	2.3	6043	0.2	3470778
Prosjeak (PGDS) - Average (AADT)	I	4213	89.2	385	8.2	109	2.3	15	0.3	4721
	II	4330	90.9	322	6.8	108	2.3	2	0.0	4762
	ukupno - total	8542	90.1	707	7.5	217	2.3	17	0.2	9483

BRONJE VOZILA NA MREZI PUTEVA U REPUBLICI SRPSKOJ – 2017. GODINA
VEHICLE COUNTING ON THE ROAD NETWORK OF THE REPUBLIC OF SRPSKA – YEAR 2017

SAOBRAĆAJNI POKAZATELJI

Automatski brojač broj
 Lokaliteta / Stacionaža [km+m]
 Broj puta / Dionica

000010
 Mahovijani / 14+757,00
 M 16 (MI-101) / Nova Topola - Klačnice 1

Mjesec	Smjer	minimalni čas		maksimalni čas		minimalni dan		maksimalni dan		dnevni prosjek (05-21 h) (21-05 h)	noćni prosjek (21-05 h)	projek radnim danom	projek vikendom	ljetni prosjek
		datum/dan	čas	voz/h	datum/dan	čas	voz/h	datum/dan	voz/dan					
Januar	I	25./srijeda	2	8	6/petak	11	433	1/nedjelja	2724	5485	3838	4678	3688	
	II	25./srijeda	2	3	8/petak	11	562	1/nedjelja	3510	6092	4116	4644	4402	
Februar	I+II	25./srijeda	2	11	6/petak	11	918	1/nedjelja	6234	10797	7953	9322	8090	
	I	9./četvrtak	3	8	22./srijeda	15	399	5/nedjelja	3369	5624	4127	4742	4341	
Mart	II	14./utorak	2	5	13./ponedjeljak	15	503	5/nedjelja	3804	5012	3999	4499	4218	
	I+II	14./utorak	2	17	13./ponedjeljak	15	818	5/nedjelja	7173	10636	8126	9241	8559	
April	I	1./srijeda	3	6	10/petak	15	430	12/nedjelja	3569	6088	4351	4984	4614	
	II	14./utorak	2	5	27./ponedjeljak	14	659	14./utorak	3329	8711	4326	4807	4760	
Maj	I+II	14./utorak	2	18	27./ponedjeljak	14	1015	5/nedjelja	7307	14000	8677	9792	9373	
	I	17./ponedjeljak	2	12	6./četvrtak	11	462	9/nedjelja	4381	6904	4925	5756	5490	
Juni	II	10./ponedjeljak	2	10	22./subota	11	515	9/nedjelja	5051	6552	5092	5623	5805	
	I+II	10./ponedjeljak	2	27	22./subota	11	933	9/nedjelja	9432	12942	10017	11378	11295	
Juli	I	3./srijeda	2	14	5/petak	19	495	28/nedjelja	4938	7575	5121	6162	5669	
	II	4./četvrtak	2	12	28/nedjelja	13	514	30./utorak	5338	6970	5319	6018	6046	
Avgust	I+II	3./srijeda	2	30	11./četvrtak	12	966	30./utorak	10612	14033	10440	12180	11714	
	I	14./srijeda	1	21	24./subota	7	525	11/nedjelja	4636	7420	5031	6103	5681	5962
Septembar	II	22./četvrtak	2	14	5./ponedjeljak	13	544	12./ponedjeljak	5026	6889	5135	5830	5934	5865
	I+II	7./srijeda	1	43	16/petak	14	906	12./ponedjeljak	10214	14096	10166	11933	11615	11827
Oktobar	I	4./utorak	2	27	21/petak	20	646	2/nedjelja	5236	8776	5572	6692	6778	6720
	II	6./četvrtak	2	21	30./nedjelja	13	528	1/subota	5709	7317	5517	6389	6511	6428
Novembar	I+II	4./utorak	2	51	29./subota	10	1008	2/nedjelja	11244	15846	11089	13081	13288	13148
	I	16./srijeda	2	23	5./subota	12	549	27/nedjelja	5305	8369	5774	6757	6781	6763
Decembar	II	2./srijeda	2	16	15./utorak	17	659	30./srijeda	6127	8549	6184	6930	7321	7031
	I+II	8./utorak	2	52	14./ponedjeljak	14	1076	30./srijeda	11967	15695	11958	13687	14102	13794
Godina	I	18./ponedjeljak	2	16	3/medelja	20	574	17/medelja	4394	7490	5214	6069	5895	6017
	II	21./četvrtak	2	13	3/medelja	11	665	28./četvrtak	5714	7937	5628	6225	6524	6314
Godina	I+II	27./srijeda	1	44	1/petak	16	1012	17/medelja	10591	14531	10842	12294	12418	12331
	I	18./srijeda	2	19	28./subota	11	573	15/medelja	4721	8802	5125	716	5875	5757
Godina	II	31./utorak	1	12	29./medelja	12	548	5./četvrtak	5686	6681	5517	6061	6222	
	I+II	24./utorak	2	33	28./subota	11	1000	22/medelja	10564	15079	10642	11936	11980	
Godina	I	30./četvrtak	2	12	17/petak	15	453	26/medelja	4004	6240	4695	5374	4985	
	II	28./utorak	2	12	1/srijeda	16	651	29./srijeda	5087	7514	5225	5731	5847	
Godina	I+II	8./srijeda	2	30	8/srijeda	16	1004	1/medelja	9659	12889	9920	11112	11104	10831
	I	14./četvrtak	2	9	23./subota	16	575	10/medelja	3813	8700	4868	681	5599	5444
Godina	II	26./utorak	3	12	26./utorak	14	566	31/medelja	4115	6476	4886	526	5553	5114
	I+II	14./četvrtak	2	28	29/petak	14	1045	31/medelja	8588	13992	9754	11152	10558	
Godina	I	1./srijeda	3	6	21./7/petak	20	646	1.1/medelja	2724	8802	4892	751	5742	6372
	II	25.1./srijeda	2	3	3./medelja	11	665	14.3/utorak	3329	8711	5085	624	5707	5714
Godina	I+II	25.1./srijeda	2	11	14.8/ponedjeljak	14	1076	1.1/medelja	6234	15846	9978	11449	11135	12786

BRONJE VOZILA NA MREZI PUTEVA U REPUBLICI SRPSKOJ – 2017. GODINA
VEHICLE COUNTING ON THE ROAD NETWORK OF THE REPUBLIC OF SRPSKA – YEAR 2017

TRAFFIC PARAMETERS

000010
 Mahovijani / 14+757,00
 M 16 (MI-101) / Nova Topola - Klačnice 1

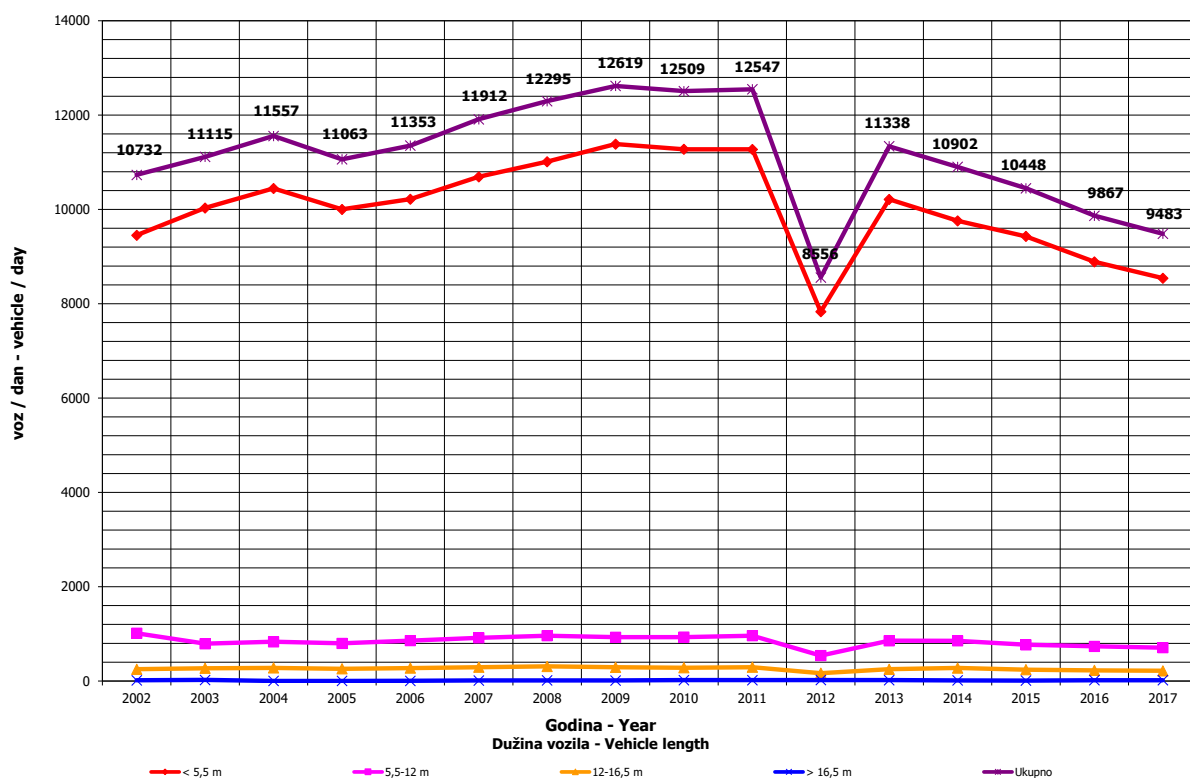
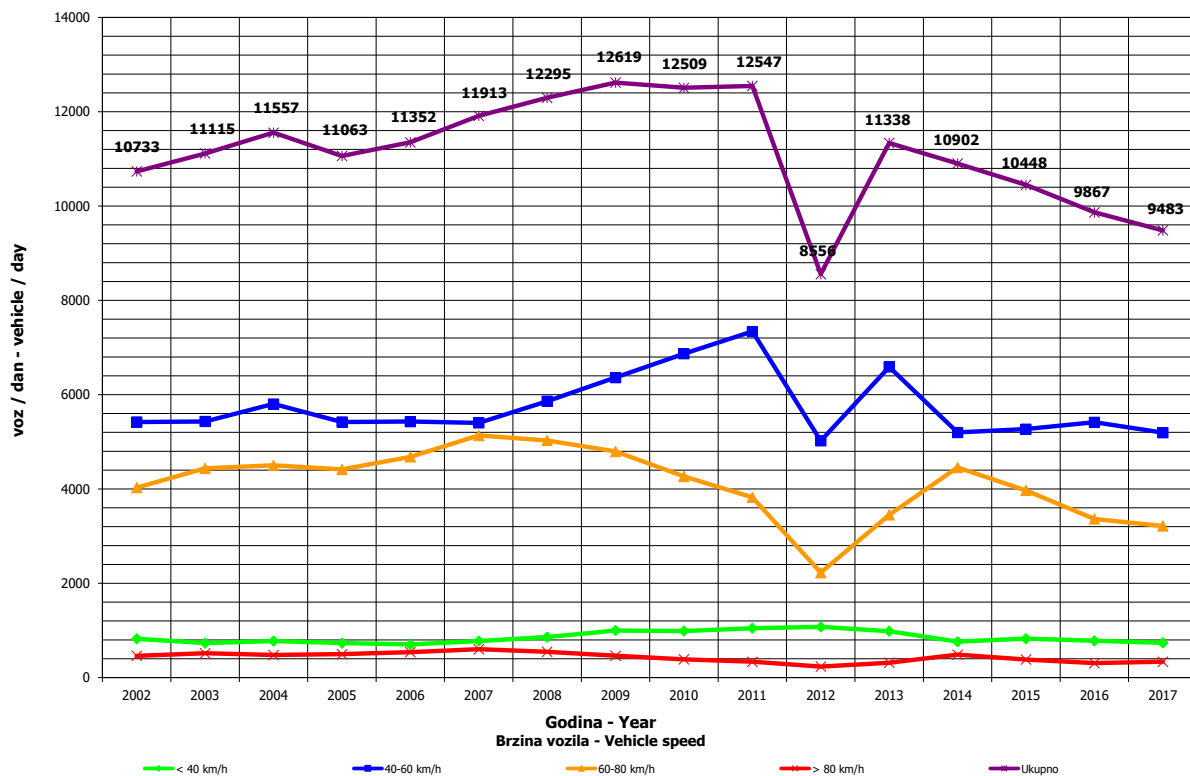
Automatic counter number
 Location / Mileage [km+m]
 Road number / Section

Month	Direction	minimum hour		maximum hour		minimum day		maximum day		veh/day	veh/h	minimum hour		maximum hour		veh/day	veh/h	day time average (5-21 h)	night average (21-05 h)	working day average	weekend average	summer average
		date/day	hour	date/day	hour	date/day	hour	date/day	hour			date/day	hour	date/day	hour							
January	I	25/Wednesday	2	8	6/Friday	11	433	1/Sunday	2724	5/Tuesday	5485	3838	489	4678	3688							
	II	25/Wednesday	2	3	8/Sunday	11	562	1/Sunday	3510	5/Sunday	6092	4116	442	4644	4402							
	I+II	25/Wednesday	2	11	6/Friday	11	918	1/Sunday	6234	5/Tuesday	10797	7953	931	9322	8090							
February	I	9/Thursday	3	8	22/Wednesday	15	399	5/Sunday	3369	17/Friday	5624	4127	500	4742	4341							
	II	14/Tuesday	2	5	13/Monday	15	503	5/Sunday	3804	17/Friday	5012	3999	420	4499	4218							
	I+II	14/Tuesday	2	17	13/Monday	15	818	5/Sunday	7173	17/Friday	10636	8126	920	9241	8559							
March	I	1/Wednesday	3	6	10/Friday	15	430	12/Sunday	3569	31/Friday	6088	4351	538	4984	4614							
	II	14/Tuesday	2	5	27/Monday	14	659	14/Tuesday	3329	27/Monday	8711	4326	469	4807	4760							
	I+II	14/Tuesday	2	18	27/Monday	14	1015	5/Sunday	7307	27/Monday	14000	8677	1007	9792	9373							
April	I	17/Monday	2	12	6/Thursday	11	462	9/Sunday	4381	20/Thursday	6904	4925	724	5756	5490							
	II	10/Monday	2	10	22/Saturday	11	515	9/Sunday	5051	22/Saturday	6552	5092	604	5623	5805							
	I+II	10/Monday	2	27	22/Saturday	11	933	9/Sunday	9432	28/Friday	12942	10017	1328	11378	11295							
May	I	3/Wednesday	2	14	5/Friday	19	495	28/Sunday	4938	5/Friday	7575	5121	898	6162	5669							
	II	4/Thursday	2	12	28/Sunday	13	514	30/Tuesday	5338	15/Monday	6970	5319	706	6018	6046							
	I+II	3/Wednesday	2	30	11/Thursday	12	966	30/Tuesday	10612	5/Friday	14033	10440	1605	12180	11714							
June	I	14/Wednesday	1	21	24/Saturday	7	525	11/Sunday	4636	23/Friday	7420	5031	931	6103	5681							
	II	22/Thursday	2	14	5/Monday	13	544	12/Monday	5026	5/Monday	6889	5135	730	5830	5934							
	I+II	7/Wednesday	1	43	16/Friday	14	906	12/Monday	10214	24/Saturday	14096	10166	1661	11933	11615							
July	I	4/Thursday	2	27	21/Friday	20	646	2/Sunday	5236	29/Saturday	8776	5572	1148	6692	6778							
	II	6/Thursday	2	21	30/Sunday	13	528	1/Saturday	5709	30/Sunday	7317	5517	911	6389	6511							
	I+II	4/Thursday	2	51	29/Saturday	10	1008	2/Sunday	11244	29/Saturday	15846	11089	2059	13081	13288							
August	I	16/Wednesday	2	23	5/Saturday	12	549	27/Sunday	5305	12/Saturday	8369	5774	989	6757	6781							
	II	2/Wednesday	2	16	15/Thursday	17	659	30/Wednesday	6127	15/Thursday	8549	6184	847	6930	7321							
	I+II	8/Thursday	2	52	14/Monday	14	1076	30/Wednesday	11967	5/Saturday	15695	11958	1836	13687	14102							
September	I	18/Monday	2	16	3/Sunday	20	574	17/Sunday	4394	1/Friday	7490	5214	803	6069	5895							
	II	21/Thursday	2	13	3/Sunday	11	665	28/Thursday	5714	3/Sunday	7937	5628	686	6225	6524							
	I+II	27/Wednesday	1	44	1/Friday	16	1012	17/Sunday	10591	1/Friday	14531	10842	1490	12294	12418							
October	I	18/Wednesday	2	19	28/Saturday	11	573	15/Sunday	4721	28/Saturday	8802	5125	716	5875	5757							
	II	31/Thursday	1	12	29/Sunday	12	548	5/Thursday	5686	27/Friday	6681	5517	591	6061	6222							
	I+II	24/Thursday	2	33	28/Saturday	11	1000	22/Sunday	10564	28/Saturday	15079	10642	1307	11936	11980							
November	I	30/Thursday	2	12	17/Friday	15	453	26/Sunday	4004	17/Friday	6240	4695	575	5374	4985							
	II	28/Tuesday	2	12	1/Wednesday	16	651	29/Wednesday	5087	1/Wednesday	7514	5225	536	5731	5847							
	I+II	8/Wednesday	2	30	1/Wednesday	16	1004	12/Sunday	9659	1/Wednesday	12889	9920	1112	11104	10831							
December	I	14/Thursday	2	9	23/Saturday	16	575	10/Sunday	3813	23/Saturday	8700	4868	681	5599	5444							
	II	26/Thursday	3	12	26/Thursday	14	566	31/Sunday	4115	26/Thursday	6476	4886	526	5553	5114							
	I+II	14/Thursday	2	28	29/Friday	14	1045	31/Sunday	8588	23/Saturday	13992	9754	1206	11152	10558							
Year	I	1.3/Wednesday	3	6	21.7/Friday	20	646	1.1/Sunday	2724	28.10/Saturday	8802	4892	751	5742	5421							
	II	25.1/Wednesday	2	3	3.9/Sunday	11	665	14.3/Tuesday	3329	27.3/Monday	8711	5085	624	5707	5714							
	I+II	25.1/Wednesday	2	11	14.8/Monday	14	1076	1.1/Sunday	6234	29.7/Saturday	15846	9978	1375	11449	11135							

GODIŠNJA NERAVNOMJERNOST SAOBRAĆAJNOG TOKA TRAFFIC FLOW ANNUAL VARIATION

Automatski brojač broj - Automatic counter number
 Lokalitet - Location / Stacionaža - Mileage [km+m]
 Broj puta - Road number / Dionica - Section

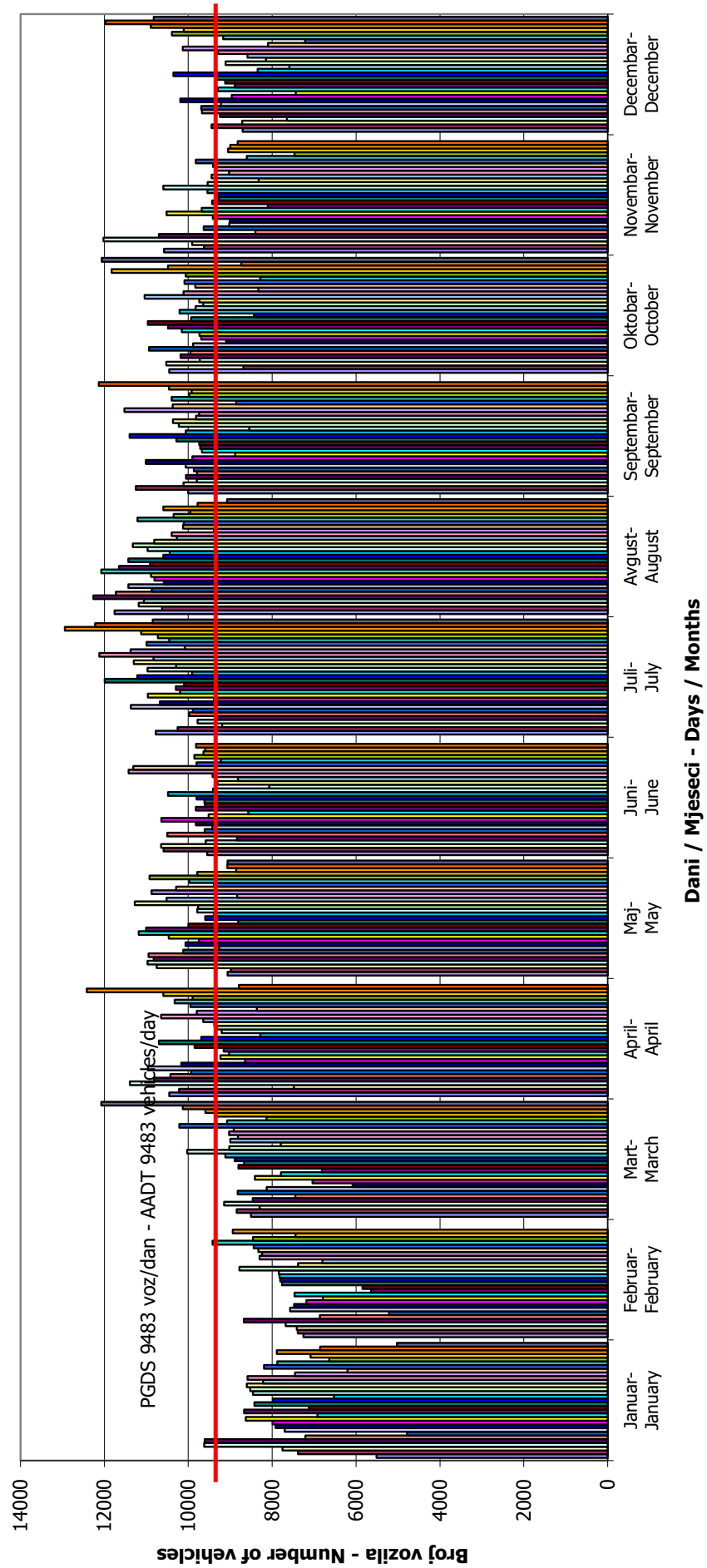
000010
 Mahovljani / 14+757,00
 M 16 (MI-101) / Nova Topola - Klačnice 1



**DNEVNA NERAVNOMJERNOST SAOBRAĆAJNOG TOKA
 TRAFFIC FLOW DAILY VARIATION**

Automatski brojač broj - Automatic counter number
 Lokalizet - Location / Stacionaža - Mileage [km+m]
 Broj puta - Road number/ Dionica - Section

000010
 Mahovijani / 14+757,00
 M 16 (MI-101) / Nova Topola - Klačnice 1

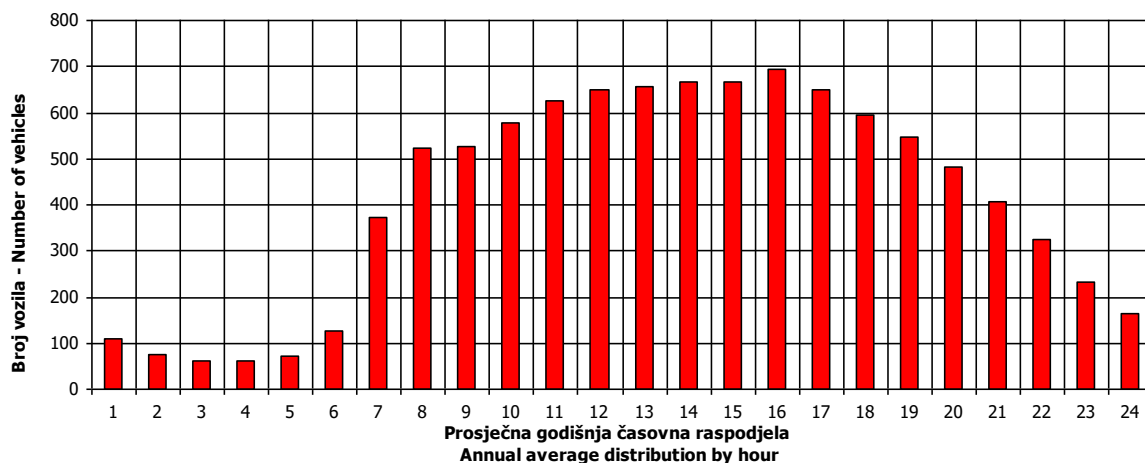


VREMENSKA RASPODJELA SAOBRAĆAJNOG TOKA TRAFFIC FLOW TIME DISTRIBUTION

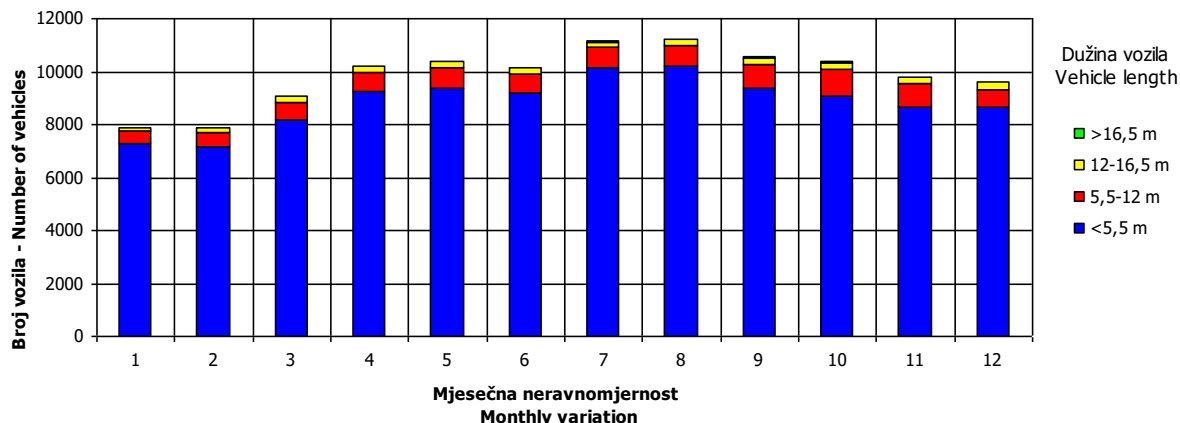
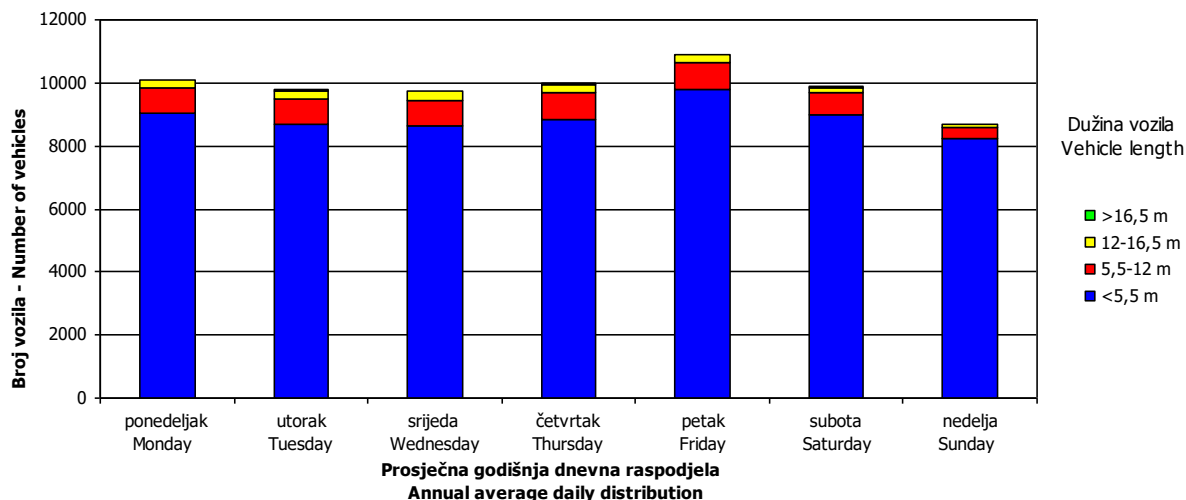
Automatski brojač broj - Automatic counter number
 Lokalizet - Location / Stacionaža - Mileage [km+m]
 Broj puta - Road number / Dionica - Section

000010
 Mahovljani / 14+757,00
 M 16 (MI-101) / Nova Topola - Klačnice 1

PGDS 9483 voz/dan AADT 9483 veh/day



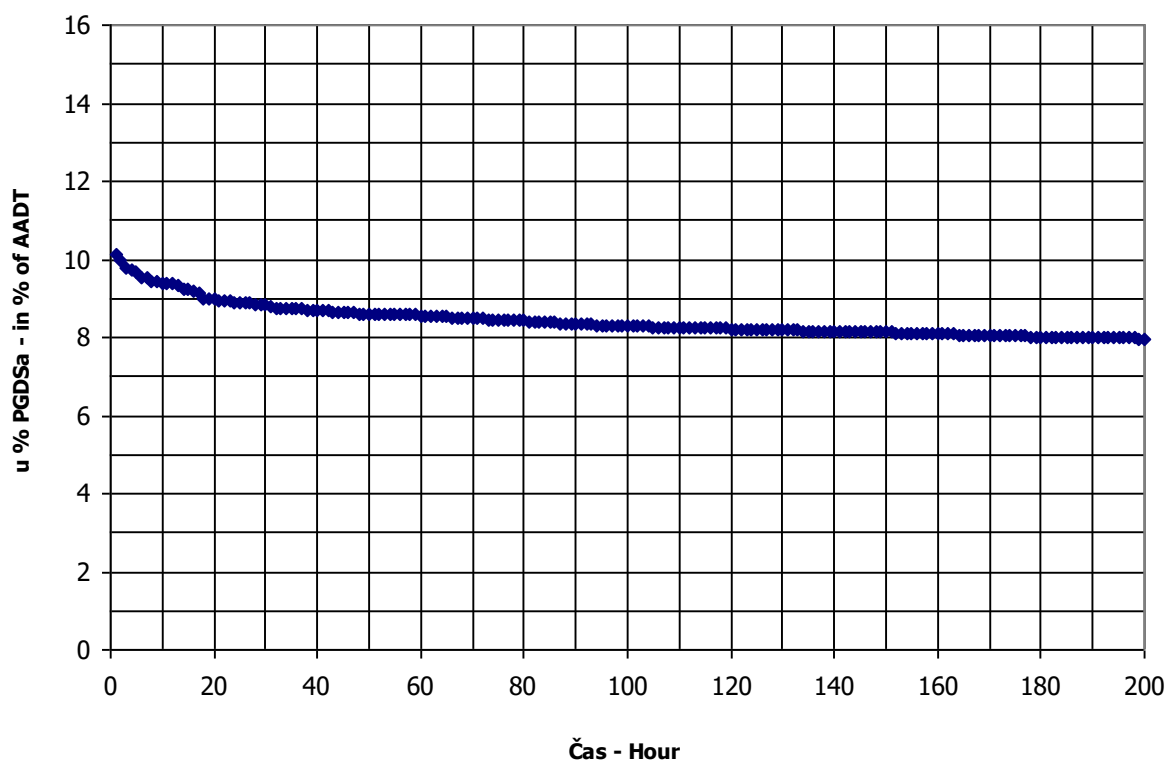
10



SATNA DISTRIBUCIJA SAOBRAĆAJNOG TOKA TRAFFIC FLOW HOURLY DISTRIBUTION

Automatski brojač broj - Automatic counter number 000010
 Lokalizet - Location / Stacionaža - Mileage [km+m] Mahovljani / 14+757,00
 Broj puta - Road number / Dionica - Section M 16 (MI-101) / Nova Topola - Klašnice 1

PGDS - AADT	9483 voz/dan - veh/day							
Čas - Hour	Maksimalni vršni sat - Maximum peak hour	10	20	30	40	50	100	200
Sat u danu - Hour of day	14	15	11	15	20	13	14	12
Sat u godini - Hour in year	5415	8632	5196	5440	5901	5582	5583	5749
Dan - Day of week	ponedeljak - Monday	utorak - Tuesday	subota - Saturday	utorak - Tuesday	nedelja - Sunday	ponedeljak - Monday	ponedeljak - Monday	ponedeljak - Monday
Datum - Date	14	26	5	15	3	21	21	28
Mjesec - Month	Avgust - August	Decembar - December	Avgust - August	Avgust - August	Septembar - September	Avgust - August	Avgust - August	Avgust - August
Vrijednost - Value	1076	1029	1012	996	983	969	941	899
% - percent	9.48	9.06	8.91	8.77	8.66	8.54	8.29	7.92



AUTOMATSKI BROJAČ UNIŠTEN
AUTOMATIC COUNTER DESTROYED

BROJANJE VOZILA NA MREŽI PUTEVA U REPUBLICI SRPSKOJ – 2017. GODINA
VEHICLE COUNTING ON THE ROAD NETWORK OF THE REPUBLIC OF SRPSKA – YEAR 2017

MJESEČNI BROJ VOZILA
MONTHLY NUMBER OF VEHICLES

Automatski brojač broj - Automatic counter number 000012
 Lokalitet - Location / Stacionaža - Mileage [km+m] Lužani / 1+923,00
 Broj puta - Road number / Dionica - Section M 14.1 (MI-103) / Polje - Brod

	Mjesec - Month											
	Januar- January	Februar- February	Mart- March	April- April	Maj- May	Jun- June	Jul- July	August- August	Septembar- September	Oktober- October	Novembar- November	Decembar- December
1	2633	3182	3807	6969	4569	4472	4978	5913	4995	4858	4414	5807
2	4933	3323	3808	5046	4554	4932	5026	5268	5487	4614	4225	4254
3	5357	3463	3971	4029	4599	6011	6080	5359	4928	4582	4543	3318
4	4690	3984	4484	7795	5283	5616	4731	6422	4548	4477	4863	3201
5	4611	4376	3503	5998	7357	5543	4527	7888	4631	4593	5018	3585
6	3968	3264	3655	4988	5155	5365	4729	8013	4738	5352	5641	3402
7	2796	2619	3762	4902	4836	4786	5216	7070	5541	6019	5183	3766
8	4245	3878	3751	4936	7518	4283	5645	6069	4516	4977	4269	3595
9	4426	3390	2629	5245	5542	4724	5278	5832	5144	5336	4067	3960
10	4527	3468	3162	4793	4747	5318	5212	5971	4727	4571	4607	3306
11	3856	3431	3965	4186	4582	5016	4814	6502	5415	4127	5361	2953
12	3560	3785	3214	4689	4924	5158	4773	7540	4721	4033	4983	3821
13	3748	2652	3438	4821	5424	4674	4681	7963	4467	5031	4454	3517
14	3228	2997	3763	6330	4970	3837	5207	6991	4556	5429	4540	3599
15	3989	3391	3658	7707	5005	4962	6345	6356	4869	4623	3944	4016
16	3571	3582	3827	5264	4566	5838	5920	5819	5464	4324	4100	4366
17	3254	3559	4378	4646	4323	5319	5732	5896	4688	4148	4404	3688
18	3606	4013	4754	7995	4142	5249	5176	6171	4710	3964	4688	3421
19	3653	4651	3962	5627	4708	5779	4721	6542	4412	4293	3898	3710
20	3811	3550	4063	4918	5575	4809	5151	6103	4240	4869	4097	3990
21	3833	3593	3988	5352	4752	4280	5553	6007	4340	5680	3902	4369
22	4181	3787	3833	4928	4583	4358	6897	5472	4807	5189	3797	6105
23	3113	3531	3936	4932	4562	4747	6590	5043	5577	4570	3853	7364
24	3217	3782	4269	4417	4120	5514	6277	5248	4508	4433	4344	4338
25	3722	4176	5203	4031	4466	5436	5685	5713	4567	4747	4785	3950
26	3552	4825	3596	4426	5852	4728	5303	7138	4733	4696	3838	3798
27	3005	3828	4319	4303	5513	5026	5101	7986	4211	5340	3721	4455
28	3382	3971	4298	4967	4789	4440	5918	7498	4532	5802	3907	4689
29	3787	4199	4369	6026	5663	5653	7232	5313	5137	5124	3890	4954
30	3098		4895	6285	4593	5465	7550	4708	5540	5692	3721	5856
31	2689		6613		4351		6571	4663		5359		4137
Ukupno- Total	116061	106270	124891	160549	155636	151328	172628	194417	144758	150862	131070	129298
Prosjek- Average	3744	3664	4029	5352	5021	5044	5569	6272	4825	4867	4369	4171
Godišnji prosjek (PGDS) - Annual average (AADT)												4748

BROJANJE VOZILA NA MREŽI PUTEVA U REPUBLICI SRPSKOJ – 2017. GODINA
VEHICLE COUNTING ON THE ROAD NETWORK OF THE REPUBLIC OF SRPSKA – YEAR 2017

STRUKTURA SAOBRAĆAJNOG TOKA
TRAFFIC FLOW COMPOSITION

Automatski brojač broj - Automatic counter number
 Lokalizet - Location / Stacionaža - Mileage [km+m]
 Broj puta - Road number / Dionica - Section

000012
 Lužani / 1+923,00
 M 14.1 (MI-103) / Polje - Brod

Mjesec - Month	Smjer - Direction	Dužina vozila - Vehicle length								Ukupno - Total
		< 5,5 m	(%)	5,5 - 12 m	(%)	12 - 16,5 m	(%)	< 16,5 m	(%)	
Januar - January	I	55621	86.1	3906	6.6	4565	7.2	43	0.1	64135
	II	44278	86.1	3787	6.6	3809	7.2	52	0.1	51926
	ukupno - total	99900	86.1	7693	6.6	8374	7.2	95	0.1	116061
Februar - February	I	43704	82.9	4180	7.8	5176	9.1	49	0.1	53109
	II	44404	82.9	4127	7.8	4537	9.1	94	0.1	53162
	ukupno - total	88108	82.9	8307	7.8	9713	9.1	143	0.1	106270
Mart - March	I	49349	83.1	5124	8.1	5804	8.6	34	0.1	60311
	II	54483	83.1	5029	8.1	4982	8.6	86	0.1	64580
	ukupno - total	103832	83.1	10153	8.1	10787	8.6	119	0.1	124891
April - April	I	69485	87.9	5322	6.6	4666	5.5	42	0.0	79514
	II	71561	87.9	5324	6.6	4114	5.5	37	0.0	81035
	ukupno - total	141046	87.9	10645	6.6	8779	5.5	78	0.0	160549
Maj - May	I	67605	86.4	5619	7.3	5282	6.3	37	0.0	78542
	II	66889	86.4	5686	7.3	4479	6.3	40	0.0	77094
	ukupno - total	134493	86.4	11305	7.3	9761	6.3	76	0.0	155636
Juni - June	I	62947	85.8	5671	7.5	5349	6.6	24	0.0	73992
	II	66888	85.8	5733	7.5	4669	6.6	47	0.0	77336
	ukupno - total	129835	85.8	11404	7.5	10018	6.6	71	0.0	151328
Juli - July	I	69703	87.7	5800	6.8	4810	5.4	21	0.0	80335
	II	81766	87.7	5942	6.8	4539	5.4	47	0.0	92294
	ukupno - total	151468	87.7	11742	6.8	9350	5.4	68	0.0	172628
Avgust - August	I	88556	87.6	6530	6.7	5924	5.6	30	0.0	101040
	II	81832	87.6	6493	6.7	4993	5.6	59	0.0	93376
	ukupno - total	170388	87.6	13023	6.7	10917	5.6	89	0.0	194417
Septembar - September	I	59776	82.4	6453	9.0	6643	8.5	38	0.1	72909
	II	59518	82.4	6561	9.0	5716	8.5	54	0.1	71849
	ukupno - total	119294	82.4	13014	9.0	12358	8.5	92	0.1	144758
Oktobar - October	I	61474	83.0	6705	8.9	6555	8.0	49	0.1	74783
	II	63781	83.0	6750	8.9	5481	8.0	66	0.1	76079
	ukupno - total	125256	83.0	13455	8.9	12036	8.0	115	0.1	150862
Novembar - November	I	56460	83.1	5190	8.7	5524	8.2	46	0.1	67221
	II	52415	83.1	6210	8.7	5159	8.2	66	0.1	63850
	ukupno - total	108875	83.1	11400	8.7	10683	8.2	112	0.1	131070
Decembar - December	I	48603	84.9	4618	7.0	4863	7.6	320	0.5	58404
	II	61181	84.9	4433	7.0	4970	7.6	310	0.5	70894
	ukupno - total	109784	84.9	9051	7.0	9833	7.6	629	0.5	129298
Ukupno (godišnje) - Total (annual)	I	733283	84.8	65118	7.5	65161	7.5	731	0.1	864293
	II	748995	85.7	66075	7.6	57448	6.6	956	0.1	873475
	ukupno - total	1482278	85.3	131192	7.5	122610	7.1	1688	0.1	1737768
Prosjek (PGDS) - Average (AADT)	I	2004	84.8	178	7.5	178	7.5	2	0.1	2361
	II	2046	85.7	181	7.6	157	6.6	3	0.1	2387
	ukupno - total	4050	85.3	358	7.5	335	7.1	5	0.1	4748

BRONANJE VOZILA NA MREŽI PUTEVA U REPUBLICI SRPSKOJ – 2017. GODINA
VEHICLE COUNTING ON THE ROAD NETWORK OF THE REPUBLIC OF SRPSKA – YEAR 2017

SAOBRAĆAJNI POKAZATELJI

000012

Lužani / 1+923,00

M 14.1 (MI-103) / Polje - Brod

Automatski brojač broj

Lokalizacija / Stacionaža [km+m]

Broj puta / Dionica

Mjesec	Snjier	minimaini čas		maksimaini čas		minimaini dan		maksimaini dan		dnevni prosjek (05-21 h)	noćni prosjek (21-05 h)	projek radnim danom	projek vikendom	ljetni prosjek
		datum/dan	čas	voz/h	datum/dan	čas	voz/dan	datum/dan	voz/dan					
Januar	I	18/srijeda	3	2	7/subota	15	235	24/utorak	1127	1453	140	1500	1760	
	II	11/srijeda	3	1	5/četvrtak	16	176	1/nedjelja	911	1217	174	1480	1229	
	I-II	13/petak	3	5	8/nedjelja	13	330	1/nedjelja	2310	2669	314	2980	2989	
Februar	I	16/četvrtak	3	1	19/nedjelja	15	187	4/subota	1232	1328	130	1436	1510	
	II	20/ponedjeljak	2	1	10/petak	16	149	5/nedjelja	1008	2011	187	1566	1395	
	I-II	20/ponedjeljak	2	6	26/nedjelja	16	281	5/nedjelja	2354	2658	316	3002	2905	
Mart	I	10/petak	3	0	26/nedjelja	17	191	13/ponedjeljak	1190	1383	133	1475	1635	
	II	21/utorak	1	4	31/petak	16	171	12/nedjelja	1067	1387	204	1635	1467	
	I-II	13/ponedjeljak	1	5	26/nedjelja	17	297	13/ponedjeljak	2320	2771	337	3110	3102	
April	I	11/utorak	3	4	17/ponedjeljak	15	346	1/subota	1620	1816	208	2026	2022	
	II	4/utorak	3	5	14/petak	16	304	2/nedjelja	1533	1884	347	2296	2134	
	I-II	11/utorak	3	13	17/ponedjeljak	15	475	3/ponedjeljak	3244	3701	555	4322	4156	
Maj	I	11/četvrtak	3	3	2/utorak	16	264	31/srijeda	1686	1804	209	1909	2271	
	II	22/ponedjeljak	3	5	25/četvrtak	14	198	1/ponedjeljak	1337	1674	284	2016	1813	
	I-II	17/srijeda	3	12	2/utorak	16	394	30/utorak	3415	3478	493	3925	4084	
Juni	I	12/ponedjeljak	2	2	4/nedjelja	17	244	28/srijeda	1552	1682	232	1834	2074	1914
	II	21/srijeda	2	6	15/četvrtak	11	213	6/utorak	1656	1756	342	2139	2017	2098
	I-II	12/ponedjeljak	2	11	4/nedjelja	17	393	28/srijeda	3334	3438	574	3973	4092	4013
Juli	I	30/nedjelja	6	4	30/nedjelja	16	248	1/subota	1739	1904	297	2127	2356	2201
	II	3/ponedjeljak	2	7	29/subota	17	272	4/utorak	1974	2188	458	2520	2910	2646
	I-II	19/srijeda	3	20	29/subota	17	432	4/utorak	3714	4092	754	4647	5266	4847
Avgust	I	8/utorak	2	5	16/srijeda	16	349	30/srijeda	2284	2507	400	2758	3335	2907
	II	30/srijeda	4	6	5/subota	17	344	20/nedjelja	1907	2219	403	2534	2877	2622
	I-II	30/srijeda	3	17	5/subota	17	533	30/srijeda	4271	4726	803	5292	6212	5529
Septembar	I	28/četvrtak	3	5	17/nedjelja	17	248	12/utorak	1824	1851	223	1977	2304	2075
	II	5/utorak	2	4	22/petak	18	219	3/nedjelja	1620	1785	300	2107	2035	2085
	I-II	5/utorak	2	12	24/nedjelja	17	394	25/ponedjeljak	3699	3637	523	4083	4339	4160
Oktobar	I	9/ponedjeljak	2	2	29/nedjelja	14	316	11/srijeda	1706	1866	190	1968	2275	
	II	25/srijeda	3	5	28/subota	11	280	23/ponedjeljak	1766	1901	301	2176	2265	
	I-II	17/utorak	2	12	29/nedjelja	14	482	11/srijeda	3473	3767	491	4143	4539	
Novembar	I	1/srijeda	2	3	1/srijeda	14	340	25/subota	1585	1822	165	1933	2136	
	II	13/ponedjeljak	4	6	1/srijeda	9	401	12/nedjelja	1490	1710	239	2013	1770	
	I-II	26/nedjelja	4	13	1/srijeda	9	567	12/nedjelja	3431	3532	404	3946	3906	
Decembar	I	5/utorak	2	2	10/nedjelja	16	232	24/utorak	1233	1604	164	1803	1694	
	II	12/utorak	3	4	24/nedjelja	14	371	31/nedjelja	1252	1875	341	2176	2302	
	I-II	12/utorak	3	9	24/nedjelja	14	473	31/nedjelja	2642	3480	505	3979	3996	
Godna	I	10.3/petak	3	0	16.8/srijeda	16	349	24.1/utorak	1127	1755	208	1901	2102	2279
	II	11.1/srijeda	3	1	1.11/srijeda	9	401	1.1/nedjelja	911	1747	299	2056	2022	2367
	I-II	13.1/petak	3	5	1.11/srijeda	9	567	1.1/nedjelja	2310	3502	507	3958	4125	4646

BRONJANJE VOZILA NA MREŽI PUTEVA U REPUBLICI SRPSKOJ – 2017. GODINA
VEHICLE COUNTING ON THE ROAD NETWORK OF THE REPUBLIC OF SRPSKA – YEAR 2017

TRAFFIC PARAMETERS

000012

Lužani / 1+923,00

M 14.1 (MI-103) / Polje - Brod

Automatic counter number

Location / Mileage [km+m]

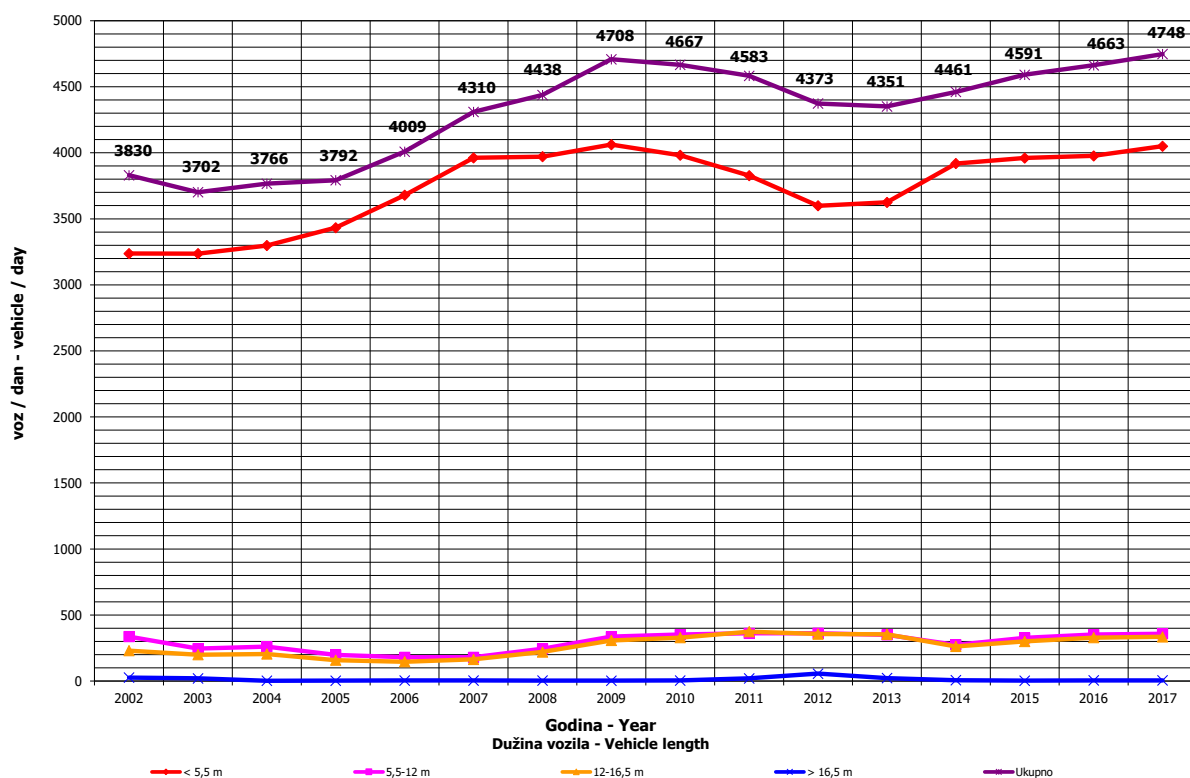
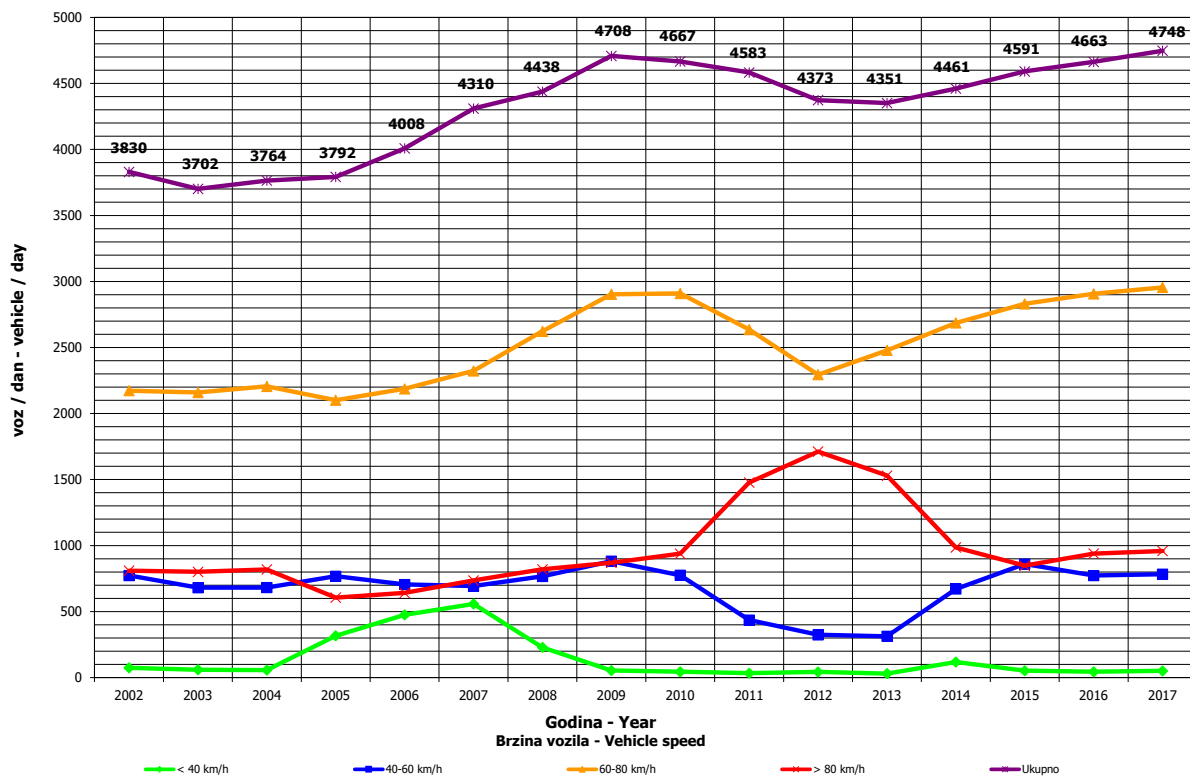
Road number / Section

Month	Direction	minimum hour		maximum hour		veh/h	veh/h	minimum day		maximum day		day time average (5-21 h)	night average (21-05 h)	working day average	weekend average	summer average
		date/day	hour	date/day	hour			date/day	veh/day	date/day	veh/day					
January	I	18/Wednesday	3	7/Saturday	15	235	1127	24/Tuesday	1127	8/Sunday	2793	1453	140	1500	1760	
	II	11/Wednesday	3	5/Thursday	16	176	911	1/Sunday	911	6/Friday	1865	1217	174	1480	1229	
	I-II	13/Friday	3	8/Sunday	13	330	2310	1/Sunday	2310	8/Sunday	4130	2669	314	2980	2989	
February	I	16/Thursday	3	19/Sunday	15	187	1232	4/Saturday	1232	19/Sunday	1848	1328	130	1436	1510	
	II	20/Monday	2	10/Friday	16	149	1008	5/Sunday	1008	24/Friday	2011	1331	187	1566	1395	
	I-II	20/Monday	2	6/Sunday	16	281	2354	5/Sunday	2354	24/Friday	3634	2658	316	3002	2905	
March	I	10/Friday	3	26/Sunday	17	191	1190	13/Monday	1190	26/Sunday	2003	1383	133	1475	1635	
	II	21/Tuesday	1	31/Friday	16	171	1067	12/Sunday	1067	31/Friday	2226	1387	204	1635	1467	
	I-II	13/Monday	1	26/Sunday	17	297	2320	13/Monday	2320	31/Friday	3887	2771	337	3110	3102	
April	I	11/Tuesday	3	17/Monday	15	346	1620	1/Saturday	1620	17/Monday	4510	1816	208	2026	2022	
	II	4/Thursday	3	14/Friday	16	304	1533	2/Sunday	1533	14/Friday	4395	1884	347	2296	2134	
	I-II	11/Tuesday	3	17/Monday	15	475	3244	3/Monday	3244	17/Monday	6555	3701	555	4322	4156	
May	I	11/Thursday	3	2/Tuesday	16	264	1686	31/Wednesday	1686	2/Tuesday	2965	1804	209	1909	2271	
	II	22/Monday	3	25/Thursday	14	198	1337	1/Monday	1337	25/Thursday	3163	1674	284	2016	1813	
	I-II	17/Wednesday	3	2/Tuesday	16	394	3415	30/Thursday	3415	25/Thursday	5133	3478	493	3925	4084	
June	I	12/Monday	2	4/Sunday	17	244	1552	28/Wednesday	1552	18/Sunday	2891	1682	232	1834	2074	1914
	II	21/Wednesday	2	15/Thursday	11	213	1656	6/Thursday	1656	15/Thursday	2889	1756	342	2139	2017	2098
	I-II	12/Monday	2	4/Sunday	17	393	3334	28/Wednesday	3334	15/Thursday	4887	3438	574	3973	4092	4013
July	I	30/Monday	6	30/Sunday	16	248	1739	1/Saturday	1739	30/Sunday	3103	1904	297	2127	2356	2201
	II	3/Monday	2	29/Saturday	17	272	1974	4/Thursday	1974	29/Saturday	4141	2188	458	2520	2910	2646
	I-II	19/Wednesday	3	29/Saturday	17	432	3714	4/Thursday	3714	29/Saturday	6809	4092	754	4647	5266	4847
August	I	8/Thursday	2	16/Wednesday	16	349	2284	30/Wednesday	2284	15/Thursday	4030	2507	400	2758	3335	2907
	II	30/Wednesday	4	5/Saturday	17	344	1907	20/Sunday	1907	12/Saturday	4098	2219	403	2534	2877	2622
	I-II	30/Wednesday	3	5/Saturday	17	533	4271	30/Wednesday	4271	12/Saturday	6983	4726	803	5292	6212	5529
September	I	28/Thursday	3	17/Sunday	17	248	1824	12/Thursday	1824	3/Sunday	2703	1851	223	1977	2304	2075
	II	5/Thursday	2	22/Friday	18	219	1620	3/Sunday	1620	29/Friday	2743	1785	300	2107	2035	2085
	I-II	5/Thursday	2	24/Sunday	17	394	3699	25/Monday	3699	2/Saturday	4861	3637	523	4083	4339	4160
October	I	9/Monday	2	29/Sunday	14	316	1706	11/Wednesday	1706	29/Sunday	3233	1866	190	1968	2275	
	II	25/Wednesday	3	28/Saturday	11	280	1766	23/Monday	1766	28/Saturday	3272	1901	301	2176	2265	
	I-II	17/Thursday	2	29/Sunday	14	482	3473	11/Wednesday	3473	29/Sunday	5617	3767	491	4143	4539	
November	I	1/Wednesday	2	1/Wednesday	14	340	1585	25/Saturday	1585	1/Wednesday	3453	1822	165	1933	2136	
	II	13/Monday	4	1/Wednesday	9	401	1490	12/Sunday	1490	1/Wednesday	3105	1710	239	2013	1770	
	I-II	26/Sunday	4	1/Wednesday	9	567	3431	12/Sunday	3431	1/Wednesday	6558	3532	404	3946	3906	
December	I	5/Thursday	2	10/Sunday	16	232	1233	24/Thursday	1233	26/Thursday	2434	1604	164	1803	1694	
	II	12/Thursday	3	24/Sunday	14	371	1252	31/Sunday	1252	23/Saturday	5075	1875	341	2176	2302	
	I-II	12/Thursday	3	24/Sunday	14	473	2642	31/Sunday	2642	23/Saturday	6637	3480	505	3979	3996	
Year	I	10.3/Friday	3	16.8/Wednesday	16	349	1127	24.1/Thursday	1127	17.4/Monday	4510	1755	208	1901	2102	2279
	II	11.1/Wednesday	3	1.11/Wednesday	9	401	911	1.1/Sunday	911	23.12/Saturday	5075	1747	299	2056	2022	2367
	I-II	13.1/Friday	3	1.11/Wednesday	9	567	2310	1.1/Sunday	2310	12.8/Saturday	6983	3502	507	3958	4125	4646

GODIŠNJA NERAVNOMJERNOST SAOBRAĆAJNOG TOKA TRAFFIC FLOW ANNUAL VARIATION

Automatski brojač broj - Automatic counter number
 Lokalitet - Location / Stacionaža - Mileage [km+m]
 Broj puta - Road number / Dionica - Section

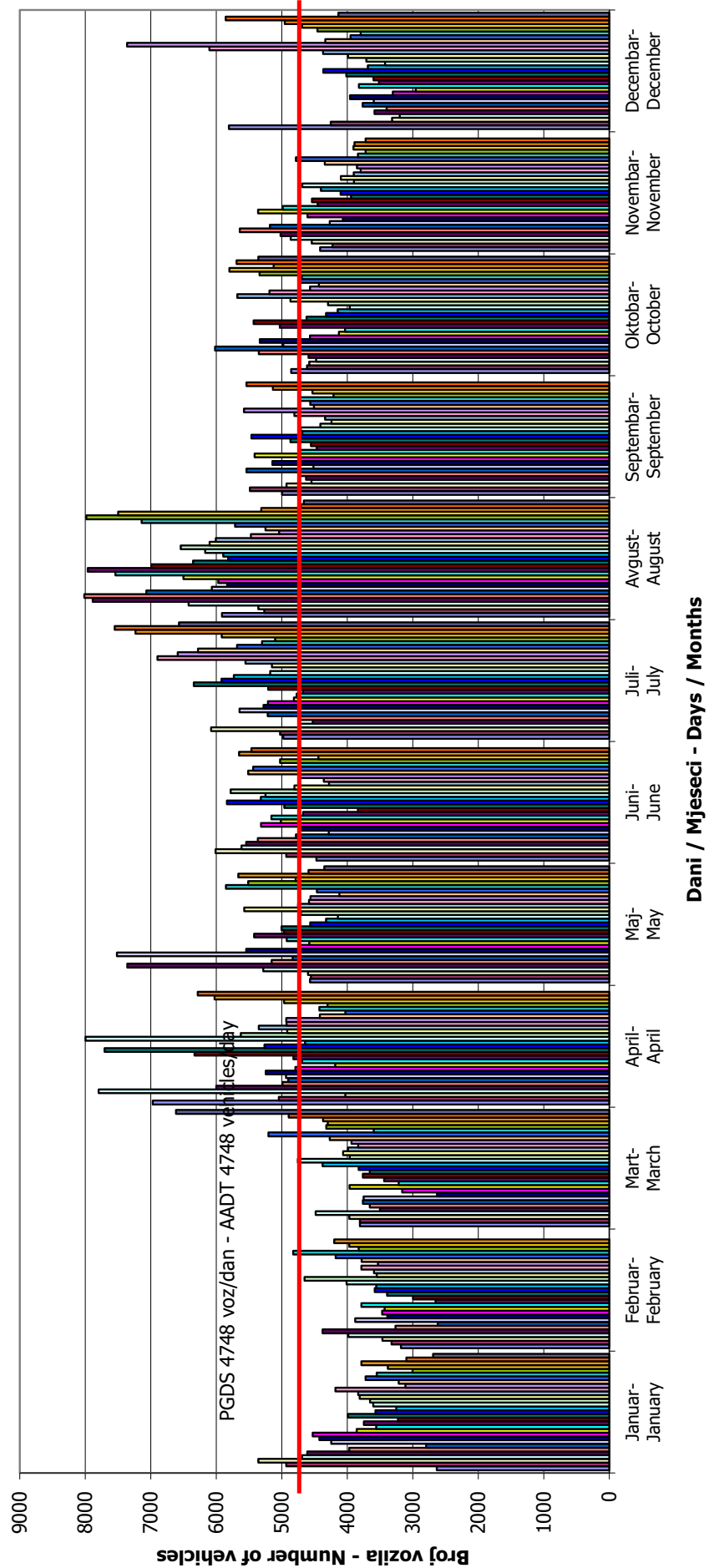
000012
 Lužani / 1+923,00
 M 14.1 (MI-103) / Polje - Brod



**DNEVNA NERAVNOMJERNOST SAOBRAĆAJNOG TOKA
 TRAFFIC FLOW DAILY VARIATION**

000012
 Lužani / 1+923,00
 M 14.1 (MI-103) / Polje - Brod

Automatski brojač broj - Automatic counter number
 Lokalityet - Location / Stacionaža - Mileage [km+m]
 Broj puta - Road number/ Dionica - Section

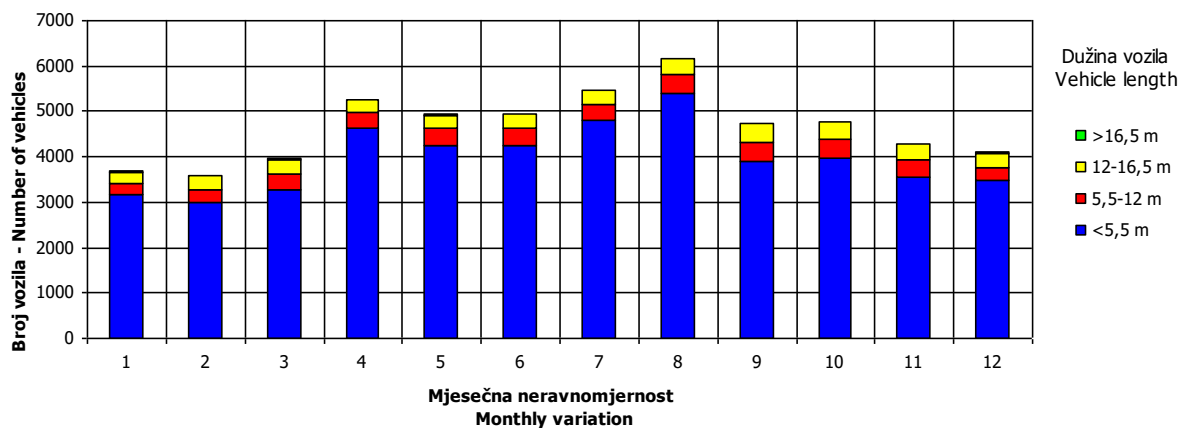
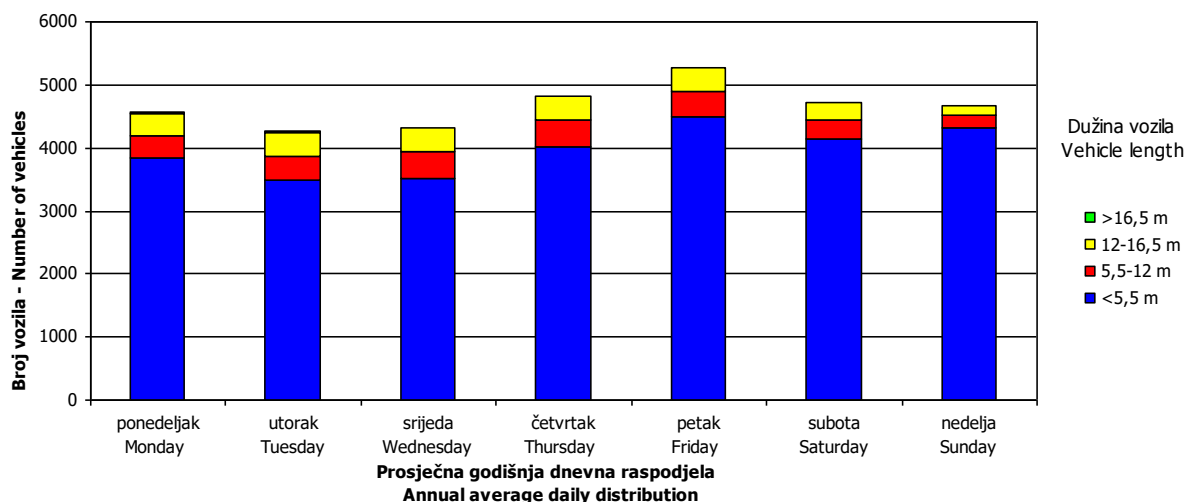
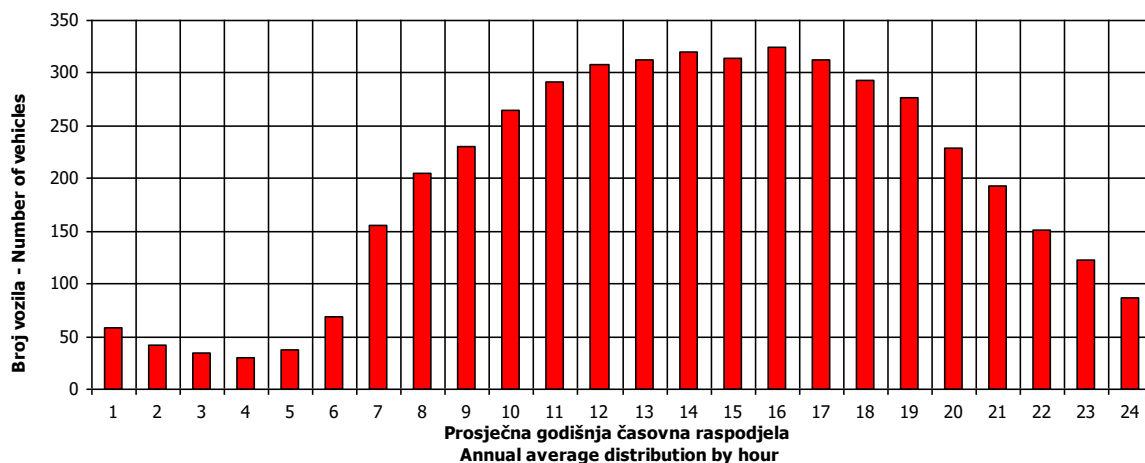


VREMENSKA RASPODJELA SAOBRAĆAJNOG TOKA TRAFFIC FLOW TIME DISTRIBUTION

Automatski brojač broj - Automatic counter number
 Lokalitet - Location / Stacionaža - Mileage [km+m]
 Broj puta - Road number / Dionica - Section

000012
 Lužani / 1+923,00
 M 14.1 (MI-103) / Polje - Brod

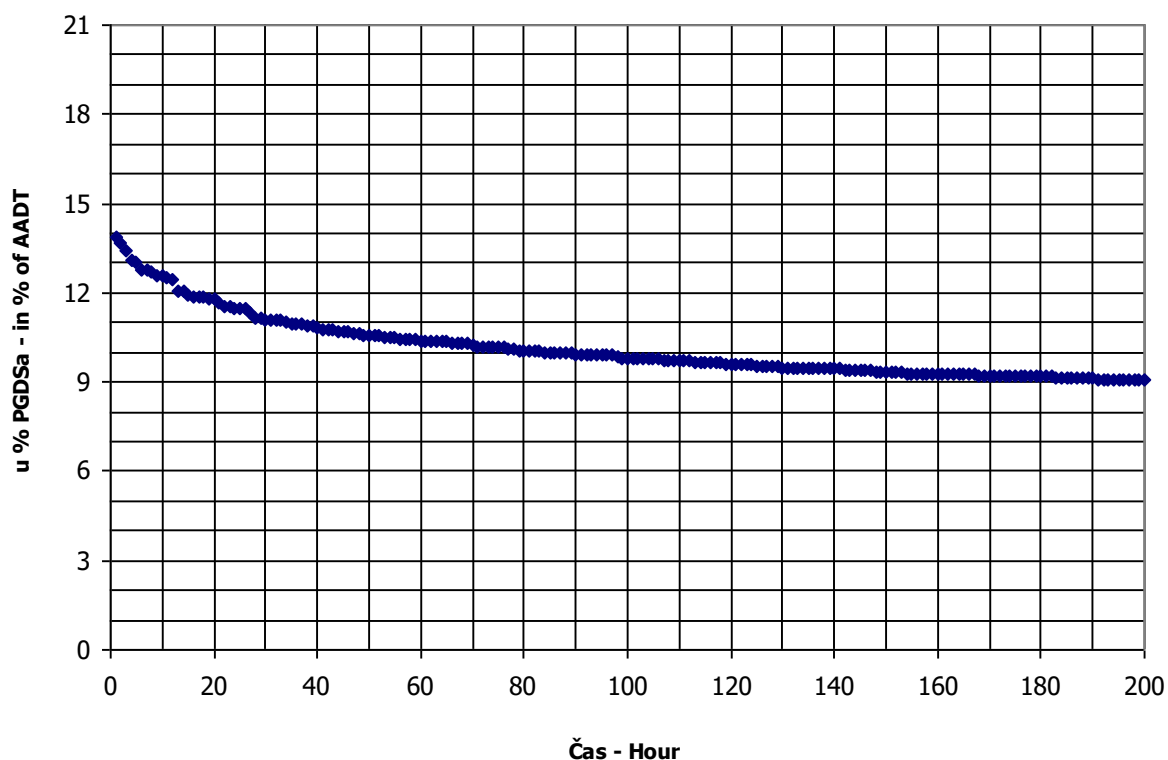
PGDS 4748 voz/dan AADT 4748 veh/day



SATNA DISTRIBUCIJA SAOBRAĆAJNOG TOKA TRAFFIC FLOW HOURLY DISTRIBUTION

Automatski brojač broj - Automatic counter number 000012
 Lokalitet - Location / Stacionaža - Mileage [km+m] Lužani / 1+923,00
 Broj puta - Road number / Dionica - Section M 14.1 (MI-103) / Polje - Brod

PGDS - AADT	4663 voz/dan - veh/day							
Čas - Hour	Maksimalni vršni sat - Maximum peak hour	10	20	30	40	50	100	200
Sat u danu - Hour of day	9	14	16	17	17	16	14	12
Sat u godini - Hour in year	7306	5199	7313	5754	5034	2561	8631	5341
Dan - Day of week	srijeda - Wednesday	subota - Saturday	srijeda - Wednesday	ponedeljak - Monday	subota - Saturday	ponedeljak - Monday	utorak - Tuesday	petak - Friday
Datum - Date	1	5	1	28	29	17	26	11
Mjesec - Month	Novembar - November	Avgust - August	Novembar - November	Avgust - August	Juli - July	April - April	Decembar - December	Avgust - August
Vrijednost - Value	567	495	470	448	432	425	400	363
% - percent	14.14	12.35	11.72	11.17	10.78	10.60	9.98	9.05



BROJANJE VOZILA NA MREŽI PUTEVA U REPUBLICI SRPSKOJ – 2017. GODINA
VEHICLE COUNTING ON THE ROAD NETWORK OF THE REPUBLIC OF SRPSKA – YEAR 2017

MJESEČNI BROJ VOZILA
MONTHLY NUMBER OF VEHICLES

Automatski brojač broj - Automatic counter number

000013

Lokalitet - Location / Stacionaža - Mileage [km+m]

Ritešić / 9+137,00

Broj puta - Road number / Dionica - Section

M 17.2 (MI-103) / Vrhovi - Šešlije

	Mjesec - Month											
	Januar- January	Februar- February	Mart- March	April- April	Maj- May	Juni- June	Juli- July	August- August	Septembar- September	Oktober- October	Novembar- November	Decembar- December
1	2110	3018	3722	6335	4965	4472	5138	5971	4784	4222	4868	5258
2	4224	3063	3837	4337	4560	4926	4580	5566	5274	3477	4216	4016
3	4598	3180	3806	3301	4726	5811	4480	5844	4470	4334	4296	2874
4	4037	3523	4276	6872	4517	5075	4668	6279	4121	4345	4673	2802
5	4086	4060	3276	5412	4375	4799	4578	7169	4319	4477	3920	3446
6	3343	3003	3264	5001	4848	5135	4767	6801	4669	4972	3544	3531
7	2308	2405	3480	4696	4541	4763	4861	6222	5347	5255	4042	3737
8	3699	3648	3689	5256	4117	4404	5727	5867	3876	4238	3870	3547
9	3784	3264	2765	4823	4370	4298	5156	5639	4846	4443	4083	3957
10	3849	3342	3217	4062	4272	5032	4725	5622	4287	4146	4198	3031
11	3360	3278	3896	4027	4833	3929	4948	6101	5054	3832	5048	2715
12	3370	3704	2969	3998	5214	3890	4855	6974	4593	3946	4350	3462
13	3401	3164	3095	4065	5279	4343	5208	6887	4321	4682	3711	3505
14	3399	2712	3668	4357	4548	4149	5340	6480	4420	5069	4238	3643
15	3948	3342	3698	5265	4301	4523	6412	6145	4716	4372	3295	4020
16	3030	3296	3856	4043	4327	4564	5871	5325	5494	3864	4417	4302
17	2914	3436	4161	3889	4533	5266	5440	6100	4248	4089	4505	3473
18	3433	3779	4547	4009	4339	4471	5382	5883	4013	3969	4682	3118
19	3514	4519	3588	4080	4690	4055	5022	6272	4287	4371	3574	3490
20	3517	3316	3637	4334	5464	4308	5344	5637	4266	4533	4019	3848
21	3589	3245	3915	4332	4627	4565	5457	5383	4360	5307	4049	4675
22	4177	3567	3917	5282	4151	3782	6752	5103	4586	4435	3863	5653
23	2850	3534	4081	4839	4443	5198	6369	4945	5400	3804	3998	6728
24	2858	3676	4348	3618	4352	5284	5603	5261	4396	4293	3846	3806
25	3457	4006	4789	4308	4587	4215	5515	5455	4206	4547	4273	3467
26	3369	4491	3641	4665	5742	4782	5085	6133	4665	4463	3410	3506
27	3206	3541	3740	4665	5593	4542	5417	6133	4144	4777	3242	4235
28	3263	3422	4094	4812	4435	4458	6032	5363	4294	5516	3744	4363
29	3568	3638	4378	6794	4923	4490	7646	4943	4763	4586	3727	4753
30	2550	0	4847	4006	4450	4550	7227	4446	5121	4215	3482	5278
31	2443	0	6168	0	4543	0	6604	4600	0	6371	0	3457
Ukupno- Total	109087	103824	124667	144326	149694	142907	176038	186677	142057	143736	125421	126017
Prosjek- Average	3519	3580	4022	4811	4829	4764	5679	6022	4735	4637	4181	4065
Godišnji prosjek (PGDS) - Annual average (AADT)												4421

BROJANJE VOZILA NA MREŽI PUTEVA U REPUBLICI SRPSKOJ – 2017. GODINA
VEHICLE COUNTING ON THE ROAD NETWORK OF THE REPUBLIC OF SRPSKA – YEAR 2017

STRUKTURA SAOBRAĆAJNOG TOKA
TRAFFIC FLOW COMPOSITION

Automatski brojač broj - Automatic counter number
 Lokalizet - Location / Stacionaža - Mileage [km+m]
 Broj puta - Road number / Dionica - Section

000013
 Ritešić / 9+137,00
 M 17.2 (MI-103) / Vrhovi - Šešlije

Mjesec - Month	Smjer - Direction	Dužina vozila - Vehicle length								Ukupno - Total
		< 5,5 m	(%)	5,5 - 12 m	(%)	12 - 16,5 m	(%)	> 16,5 m	(%)	
Januar - January	I	36350	75.8	6223	11.8	6562	12.2	156	0.2	49290
	II	46367	75.8	6690	11.8	6708	12.2	31	0.2	59797
	ukupno - total	82718	75.8	12913	11.8	13270	12.2	186	0.2	109087
Februar - February	I	36852	71.2	6910	13.5	7918	15.1	193	0.2	51873
	II	37025	71.2	7136	13.5	7760	15.1	30	0.2	51951
	ukupno - total	73877	71.2	14046	13.5	15678	15.1	223	0.2	103824
Mart - March	I	45185	69.4	8910	14.5	10005	15.9	189	0.2	64289
	II	41283	69.4	9217	14.5	9839	15.9	39	0.2	60377
	ukupno - total	86467	69.4	18127	14.5	19844	15.9	228	0.2	124667
April - April	I	52366	72.5	9659	13.4	10399	14.0	153	0.1	72576
	II	52218	72.5	9681	13.4	9806	14.0	45	0.1	71750
	ukupno - total	104584	72.5	19340	13.4	20205	14.0	197	0.1	144326
Maj - May	I	52305	71.8	10995	14.9	9879	13.2	141	0.1	73320
	II	55142	71.8	11340	14.9	9859	13.2	32	0.1	76374
	ukupno - total	107447	71.8	22336	14.9	19739	13.2	173	0.1	149694
Juni - June	I	52002	71.2	10384	14.7	10671	14.0	112	0.1	73169
	II	49763	71.2	10587	14.7	9365	14.0	23	0.1	69738
	ukupno - total	101765	71.2	20971	14.7	20036	14.0	135	0.1	142907
Juli - July	I	72644	75.7	10982	12.7	11112	11.5	105	0.1	94843
	II	60634	75.7	11350	12.7	9182	11.5	29	0.1	81195
	ukupno - total	133278	75.7	22333	12.7	20294	11.5	134	0.1	176038
Avgust - August	I	64357	75.9	11295	12.6	11644	11.4	110	0.1	87407
	II	77270	75.9	12239	12.6	9720	11.4	41	0.1	99270
	ukupno - total	141627	75.9	23534	12.6	21364	11.4	151	0.1	186677
Septembar - September	I	48441	69.4	10489	15.4	11865	15.0	168	0.1	70962
	II	50211	69.4	11415	15.4	9447	15.0	23	0.1	71095
	ukupno - total	98651	69.4	21904	15.4	21311	15.0	190	0.1	142057
Oktobar - October	I	50085	70.7	10456	15.1	11130	14.0	232	0.2	71903
	II	51560	70.7	11244	15.1	8991	14.0	38	0.2	71832
	ukupno - total	101645	70.7	21699	15.1	20121	14.0	270	0.2	143736
Novembar - November	I	41543	68.2	9822	16.0	10615	15.6	267	0.3	62247
	II	43975	68.2	10221	16.0	8929	15.6	48	0.3	63174
	ukupno - total	85518	68.2	20043	16.0	19544	15.6	315	0.3	125421
Decembar - December	I	50542	72.0	8900	14.0	9256	13.7	375	0.3	69073
	II	40164	72.0	8745	14.0	7993	13.7	43	0.3	56944
	ukupno - total	90706	72.0	17645	14.0	17249	13.7	418	0.3	126017
Ukupno (godišnje) - Total (annual)	I	602672	71.7	115025	13.7	121057	14.4	2200	0.3	840953
	II	605611	72.7	119866	14.4	107598	12.9	421	0.1	833497
	ukupno - total	1208283	72.2	234891	14.0	228655	13.7	2621	0.2	1674450
Prosjek (PGDS) - Average (AADT)	I	1591	71.7	304	13.7	320	14.4	6	0.3	2220
	II	1599	#REF!	316	#REF!	284	#REF!	1	#REF!	2201
	ukupno - total	3190	#REF!	620	#REF!	604	#REF!	7	#REF!	4421

BRONANJE VOZILA NA MREŽI PUTEVA U REPUBLICI SRPSKOJ – 2017. GODINA
VEHICLE COUNTING ON THE ROAD NETWORK OF THE REPUBLIC OF SRPSKA – YEAR 2017

SAOBRAĆAJNI POKAZATELJI

000013
 Ritešić / 9+137,00
 M 17.2 (MI-103) / Vrhovi - Šešije

Automatski brojač broj
 Lokalizet / Stacionaža [km+m]
 Broj puta / Dionica

Mjesec	Snjier	minimaini čas		maksimaini čas		minimaini dan		maksimaini dan		voz/dan	datum/dan	voz/dan	maksimaini dan	voz/dan	dnevni prosjek (05-21 h)	noćni prosjek (21-05 h)	projsek radnim danom	projsek vikendom	ljetni prosjek
		čas	voz/h	čas	voz/h	datum/dan	voz/dan	datum/dan	voz/dan										
Januar	I	1/nedelja	7	2	5/četvrtak	16	154	1/nedelja	722	1867	20/petak	1867	20/petak	1281	181	1586	1238		
	II	28/subota	23	3	2/ponedjeljak	14	247	26/četvrtak	1086	2675	8/nedelja	2675	8/nedelja	1553	163	1677	1788		
	I-II	1/nedelja	1	10	8/nedelja	13	354	1/nedelja	2093	4114	8/nedelja	4114	8/nedelja	2835	344	3262	3026		
Februar	I	21/utorak	2	5	24/petak	16	170	26/nedelja	1111	1983	3/petak	1983	3/petak	1335	211	1602	1408		
	II	6/ponedjeljak	1	4	12/nedelja	15	175	5/nedelja	1390	1748	24/petak	1748	24/petak	1406	155	1568	1543		
	I-II	6/ponedjeljak	1	13	3/petak	15	289	5/nedelja	2510	3700	24/petak	3700	24/petak	2741	366	3170	2951		
Mart	I	15/srijeda	1	7	24/petak	15	185	12/nedelja	1166	2422	31/petak	2422	31/petak	1537	236	1843	1575		
	II	13/ponedjeljak	3	6	12/nedelja	16	189	13/ponedjeljak	1356	2607	31/petak	2607	31/petak	1581	175	1762	1739		
	I-II	15/srijeda	1	17	24/petak	15	331	13/ponedjeljak	1356	4432	31/petak	4432	31/petak	3118	412	3605	3314		
April	I	10/ponedjeljak	3	9	14/petak	16	342	2/nedelja	1514	4541	14/petak	4541	14/petak	2033	382	2548	2215		
	II	24/ponedjeljak	3	7	17/ponedjeljak	17	336	3/ponedjeljak	1847	6859	17/ponedjeljak	6859	17/ponedjeljak	2042	249	2378	2161		
	I-II	8/ponedjeljak	3	18	14/petak	16	519	2/nedelja	3449	3449	14/petak	3449	14/petak	4075	631	4926	4376		
Maj	I	8/ponedjeljak	3	9	25/četvrtak	14	202	1/ponedjeljak	1297	3229	25/četvrtak	3229	25/četvrtak	1838	334	2280	1911		
	II	11/četvrtak	2	10	2/utorak	16	286	14/nedelja	2049	3113	2/utorak	3113	2/utorak	2046	260	2291	2344		
	I-II	2/utorak	2	22	2/utorak	14	436	14/nedelja	3773	5554	25/četvrtak	5554	25/četvrtak	3884	595	4570	4254		
Juni	I	19/ponedjeljak	3	10	14/srijeda	14	196	4/nedelja	1830	3106	23/petak	3106	23/petak	1932	387	2407	2141	2318	
	II	13/utorak	2	11	4/nedelja	16	209	10/subota	1809	2634	25/nedelja	2634	25/nedelja	1925	283	2214	2198	2209	
	I-II	13/utorak	2	26	30/petak	16	360	2/subota	3999	5539	23/petak	5539	23/petak	3857	670	4621	4339	4527	
Juli	I	26/srijeda	1	18	29/subota	13	261	2/nedelja	2229	4168	29/subota	4168	29/subota	3370	501	2768	3088	2871	
	II	3/ponedjeljak	3	15	30/nedelja	16	238	1/subota	2050	3402	30/nedelja	3402	30/nedelja	2177	354	2499	2597	2530	
	I-II	3/ponedjeljak	2	35	29/subota	18	459	3/ponedjeljak	4446	7186	29/subota	7186	29/subota	4547	855	5267	5684	5402	
Avgust	I	22/utorak	3	9	4/petak	16	289	27/nedelja	2079	4054	12/subota	4054	12/subota	2324	467	2752	2906	2792	
	II	31/četvrtak	2	12	19/subota	13	334	30/srijeda	2504	4198	15/utorak	4198	15/utorak	2724	410	3036	3416	3134	
	I-II	22/utorak	1	32	5/subota	16	515	30/srijeda	4855	7285	12/subota	7285	12/subota	5049	877	5788	6322	5926	
Septembar	I	11/ponedjeljak	1	7	22/petak	19	238	10/nedelja	1759	3201	29/petak	3201	29/petak	1958	366	2393	2164	2324	
	II	28/četvrtak	1	12	24/nedelja	17	244	16/subota	2153	2752	24/nedelja	2752	24/nedelja	2118	288	2387	2450	2406	
	I-II	20/srijeda	3	23	29/petak	16	427	4/ponedjeljak	4175	5809	29/petak	5809	29/petak	4076	654	4780	4614	4730	
Oktobar	I	3/utorak	3	9	21/subota	15	252	1/nedelja	1752	3600	27/petak	3600	27/petak	2237	377	2654	2517		
	II	11/srijeda	3	9	29/nedelja	12	281	11/srijeda	2106	3096	29/nedelja	3096	29/nedelja	2298	271	2575	2554		
	I-II	11/srijeda	3	22	29/nedelja	12	487	1/nedelja	4055	6568	27/petak	6568	27/petak	4535	647	5228	5071		
Novembar	I	26/nedelja	3	4	1/srijeda	12	249	26/nedelja	1568	3131	1/srijeda	3131	1/srijeda	1937	300	2254	2191		
	II	20/ponedjeljak	2	7	5/nedelja	12	340	25/subota	1657	3563	1/srijeda	3563	1/srijeda	2074	239	2284	2394		
	I-II	27/ponedjeljak	3	20	1/srijeda	12	540	26/nedelja	3399	6694	1/srijeda	6694	1/srijeda	4011	539	4538	4585		
Decembar	I	31/nedelja	23	4	24/nedelja	14	379	31/nedelja	1155	5161	23/subota	5161	23/subota	1929	360	2312	2241		
	II	25/ponedjeljak	2	4	26/utorak	13	244	31/nedelja	1287	2684	26/utorak	2684	26/utorak	1720	204	2040	1680		
	I-II	31/nedelja	23	14	24/nedelja	14	481	31/nedelja	2442	7014	23/subota	7014	23/subota	3649	564	4352	3920		
Godna	I	1.1/nedelja	7	2	24.12/nedelja	14	379	1.1/nedelja	722	5161	23.12/subota	5161	23.12/subota	1897	343	2287	2133	2581	
	II	28.1/subota	23	3	5.11/nedelja	12	340	26.1/četvrtak	1086	4320	17.4/ponedjeljak	4320	17.4/ponedjeljak	1976	255	2233	2225	2574	
	I-II	1.1/nedelja	1	10	1.11/srijeda	12	540	1.1/nedelja	2093	7285	12.8/subota	7285	12.8/subota	3872	598	4520	4358	5155	

BROJANJE VOZILA NA MREŽI PUTEVA U REPUBLICI SRPSKOJ – 2017. GODINA
VEHICLE COUNTING ON THE ROAD NETWORK OF THE REPUBLIC OF SRPSKA – YEAR 2017

TRAFFIC PARAMETERS

000013

Ritešić / 9+137,00

M 17.2 (MI-103) / Vrhovi - Šešije

Automatic counter number

Location / Mileage [km+m]

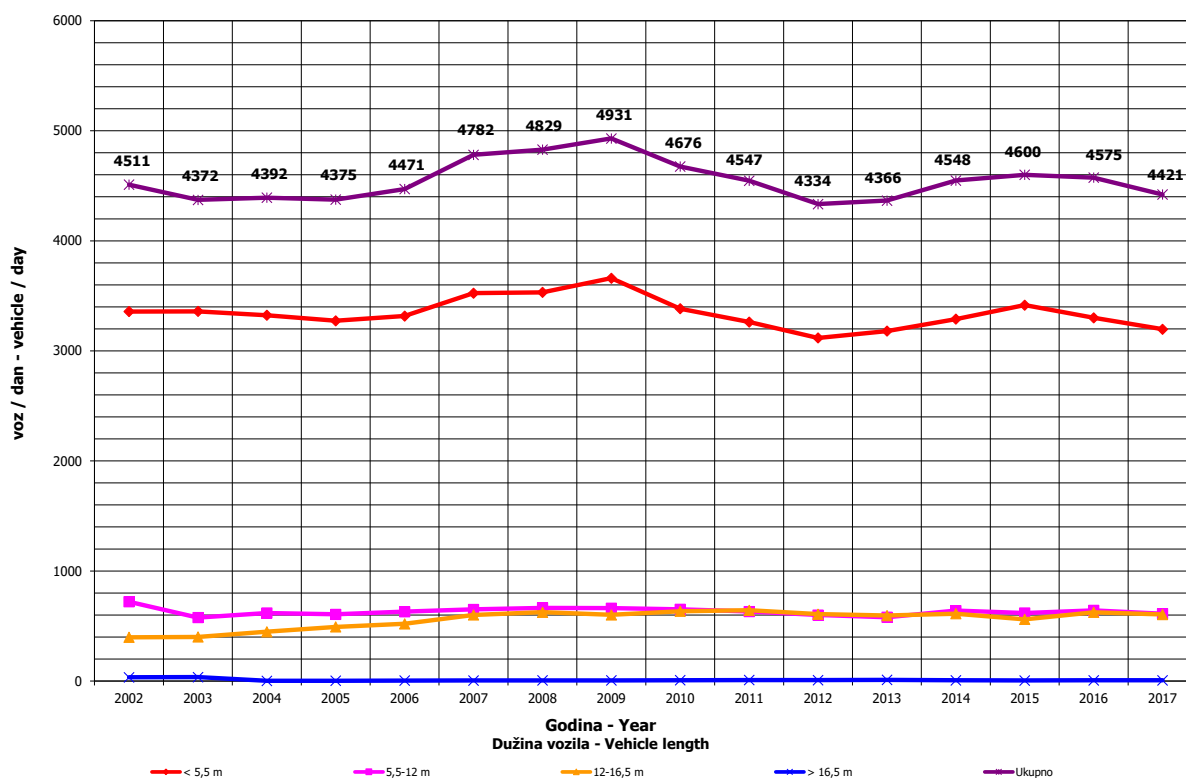
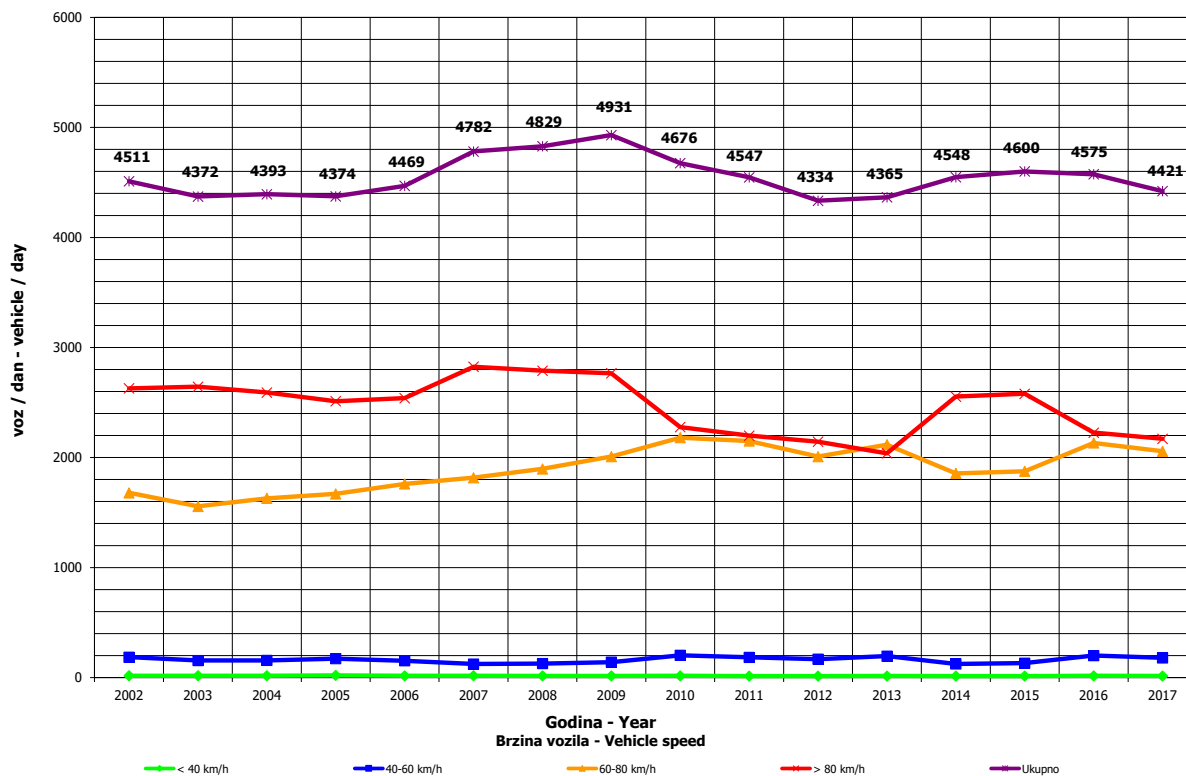
Road number / Section

Month	Direction	minimum hour		maximum hour		veh/h		veh/h		minimum day		maximum day		day time average (5-21 h)	night average (21-05 h)	working day average	weekend average	summer average
		date/day	hour	date/day	hour	veh/h	veh/h	date/day	veh/day	date/day	veh/day							
January	I	1/Sunday	7	2	5/Tuesday	16	154	722	1867	1/Sunday	1867	20/Friday	1867	1281	181	1586	1238	
	II	28/Saturday	23	3	2/Monday	14	247	1086	2675	26/Thursday	2675	8/Sunday	2675	1553	163	1677	1788	
	I-II	1/Sunday	1	10	8/Sunday	13	354	2093	4114	1/Sunday	4114	8/Sunday	4114	2835	344	3262	3026	
February	I	21/Tuesday	2	5	24/Friday	16	170	1111	1983	26/Sunday	1983	3/Friday	1983	1335	211	1602	1408	
	II	6/Monday	1	4	12/Sunday	15	175	1390	1748	5/Sunday	1748	24/Friday	1748	1406	155	1568	1543	
	I-II	6/Monday	1	13	3/Friday	15	289	2510	3700	5/Sunday	3700	24/Friday	3700	2741	366	3170	2951	
March	I	15/Wednesday	1	7	24/Friday	15	185	1166	2422	12/Sunday	2422	31/Friday	2422	1537	236	1843	1575	
	II	13/Monday	3	6	12/Sunday	16	189	1356	2010	13/Monday	1356	31/Friday	2010	1581	175	1762	1739	
	I-II	15/Wednesday	1	17	24/Friday	15	331	2607	4432	13/Monday	2607	31/Friday	4432	3118	412	3605	3314	
April	I	10/Monday	3	9	14/Friday	16	342	1514	4541	2/Sunday	1514	14/Friday	4541	2033	382	2548	2215	
	II	24/Monday	3	7	17/Monday	17	336	1847	4320	3/Monday	1847	17/Monday	4320	2042	249	2378	2161	
	I-II	24/Monday	3	18	14/Friday	16	519	3449	6859	2/Sunday	3449	14/Friday	6859	4075	631	4926	4376	
May	I	8/Monday	3	9	25/Thursday	14	202	1297	3229	1/Monday	1297	25/Thursday	3229	1838	334	2280	1911	
	II	11/Thursday	2	10	2/Tuesday	16	286	2049	3113	14/Sunday	2049	2/Tuesday	3113	2046	260	2291	2344	
	I-II	2/Tuesday	2	22	2/Tuesday	14	436	3773	5554	14/Sunday	3773	25/Thursday	5554	3884	595	4570	4254	
June	I	19/Monday	3	10	14/Wednesday	14	196	1830	3106	4/Sunday	1830	23/Friday	3106	1932	387	2407	2141	2318
	II	13/Tuesday	2	11	4/Sunday	16	209	1809	2634	10/Saturday	1809	25/Sunday	2634	1925	283	2214	2198	2209
	I-II	13/Tuesday	2	26	30/Friday	16	360	3999	5539	10/Saturday	3999	23/Friday	5539	3857	670	4621	4339	4527
July	I	26/Wednesday	1	18	29/Saturday	13	261	2229	4168	2/Sunday	2229	29/Saturday	4168	2370	501	2768	3088	2871
	II	3/Monday	3	15	30/Sunday	16	238	2050	3402	1/Saturday	2050	30/Sunday	3402	2177	354	2499	2597	2530
	I-II	3/Monday	2	35	29/Saturday	18	459	4446	7186	3/Monday	4446	29/Saturday	7186	4547	855	5267	5684	5402
August	I	22/Tuesday	3	9	4/Friday	16	289	2079	4054	27/Sunday	2079	12/Saturday	4054	2324	467	2752	2906	2792
	II	31/Thursday	2	12	19/Saturday	13	334	2504	4198	30/Wednesday	2504	15/Tuesday	4198	2724	410	3036	3416	3134
	I-II	22/Tuesday	1	32	5/Saturday	16	515	4855	7285	30/Wednesday	4855	12/Saturday	7285	5049	877	5788	6322	5926
September	I	11/Monday	1	7	22/Friday	19	238	1759	3201	10/Sunday	1759	29/Friday	3201	1958	366	2393	2164	2324
	II	28/Thursday	1	12	24/Sunday	17	244	2153	2752	16/Saturday	2153	24/Sunday	2752	2118	288	2387	2450	2406
	I-II	20/Wednesday	3	23	29/Friday	16	427	4175	5809	4/Monday	4175	29/Friday	5809	4076	654	4780	4614	4730
October	I	3/Tuesday	3	9	21/Saturday	15	252	1752	3600	1/Sunday	1752	27/Friday	3600	2237	377	2654	2517	
	II	11/Wednesday	3	9	29/Sunday	12	281	2106	3096	11/Wednesday	2106	29/Sunday	3096	2298	271	2575	2554	
	I-II	11/Wednesday	3	22	29/Sunday	12	487	4055	6568	1/Sunday	4055	27/Friday	6568	4535	647	5228	5071	
November	I	26/Sunday	3	4	1/Wednesday	12	249	1568	3131	26/Sunday	1568	1/Wednesday	3131	1937	300	2254	2191	
	II	20/Monday	2	7	5/Sunday	12	340	1657	3563	25/Saturday	1657	1/Wednesday	3563	2074	239	2284	2394	
	I-II	27/Monday	3	20	1/Wednesday	12	540	3399	6694	26/Sunday	3399	1/Wednesday	6694	4011	539	4538	4585	
December	I	31/Sunday	23	4	24/Sunday	14	379	1155	2312	31/Sunday	1155	23/Saturday	2312	1929	360	2312	2241	
	II	25/Monday	2	4	26/Tuesday	13	244	1287	2684	31/Sunday	1287	26/Tuesday	2684	1720	204	2040	1680	
	I-II	31/Sunday	23	14	24/Sunday	14	481	2442	7014	31/Sunday	2442	23/Saturday	7014	3649	564	4352	3920	
Year	I	1.1/Sunday	7	2	24.12/Sunday	14	379	722	5161	1.1/Sunday	722	23.12/Saturday	5161	1897	343	2287	2133	2581
	II	28.1/Saturday	23	3	5.11/Sunday	12	340	1086	4320	26.1/Thursday	1086	17.4/Monday	4320	1976	255	2233	2225	2574
	I-II	1.1/Sunday	1	10	1.11/Wednesday	12	540	2093	7285	1.1/Sunday	2093	12.8/Saturday	7285	3872	598	4520	4358	5155

GODIŠNJA NERAVNOMJERNOST SAOBRAĆAJNOG TOKA TRAFFIC FLOW ANNUAL VARIATION

Automatski brojač broj - Automatic counter number
 Lokalizet - Location / Stacionaža - Mileage [km+m]
 Broj puta - Road number / Dionica - Section

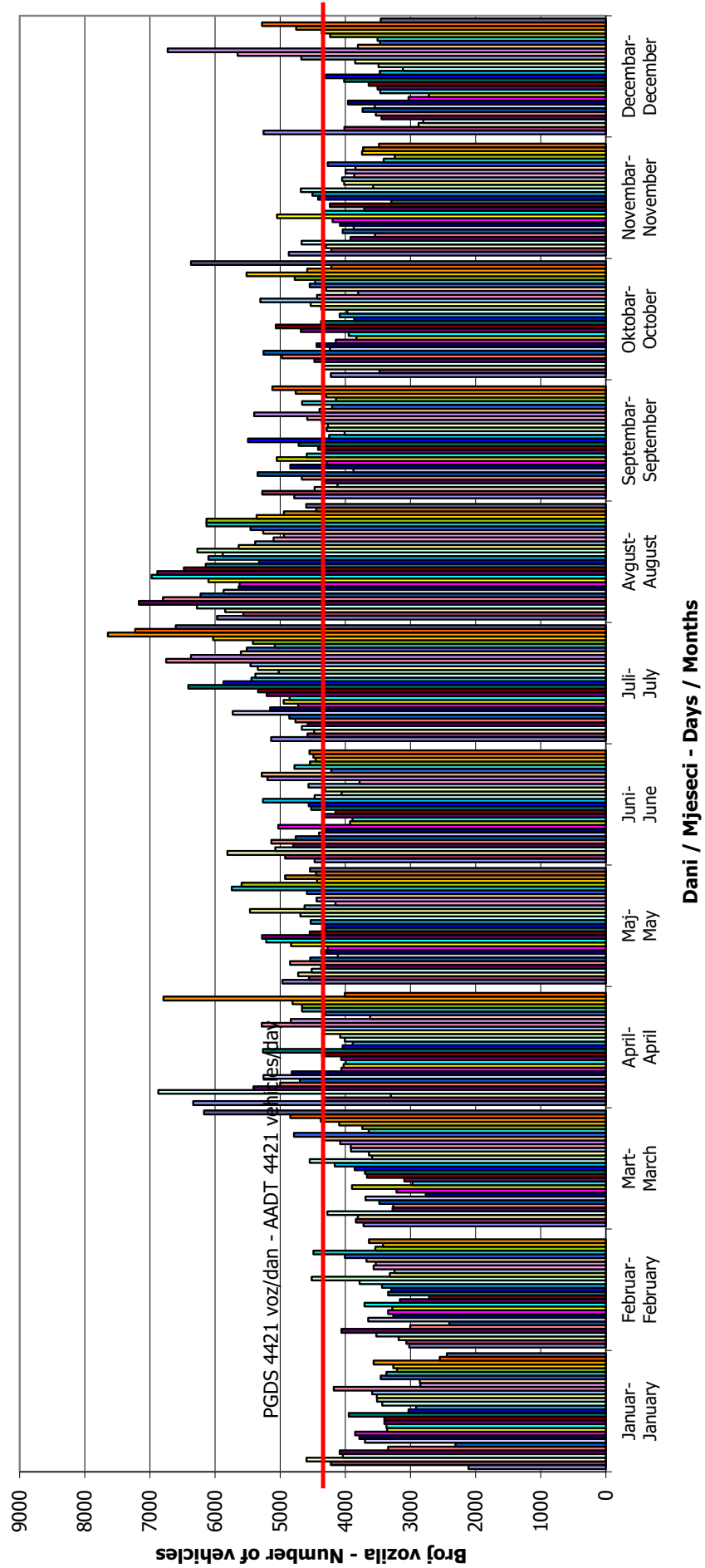
000013
 Ritešić / 9+137,00
 M 17.2 (MI-103) / Vrhovi - Šešlije



**DNEVNA NERAVNOMJERNOST SAOBRAĆAJNOG TOKA
 TRAFFIC FLOW DAILY VARIATION**

000013
 Ritešić / 9+137,00
 M 17.2 (MI-103) / Vrhovi - Šešije

Automatski brojač broj - Automatic counter number
 Lokalityet - Location / Stacionaža - Mileage [km+m]
 Broj puta - Road number/ Dionica - Section

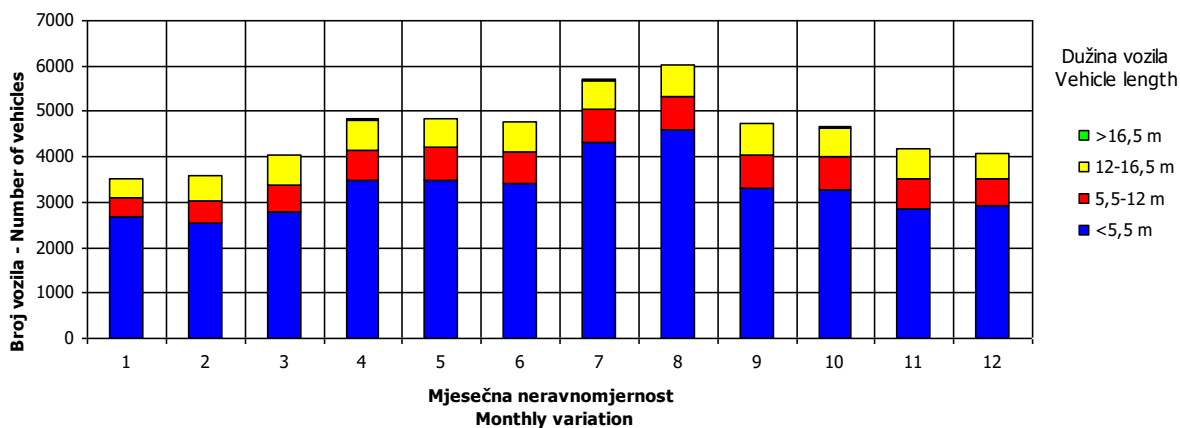
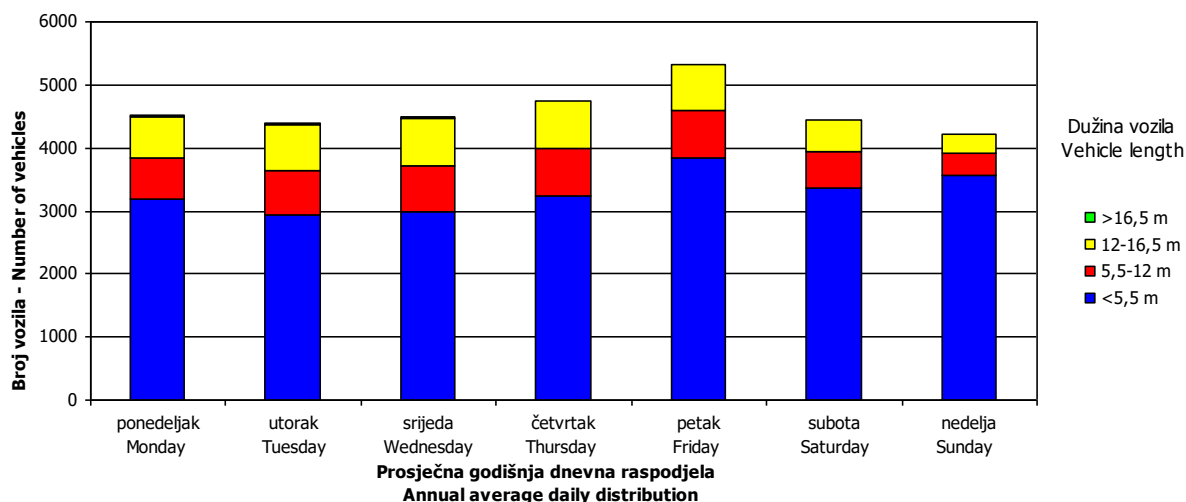
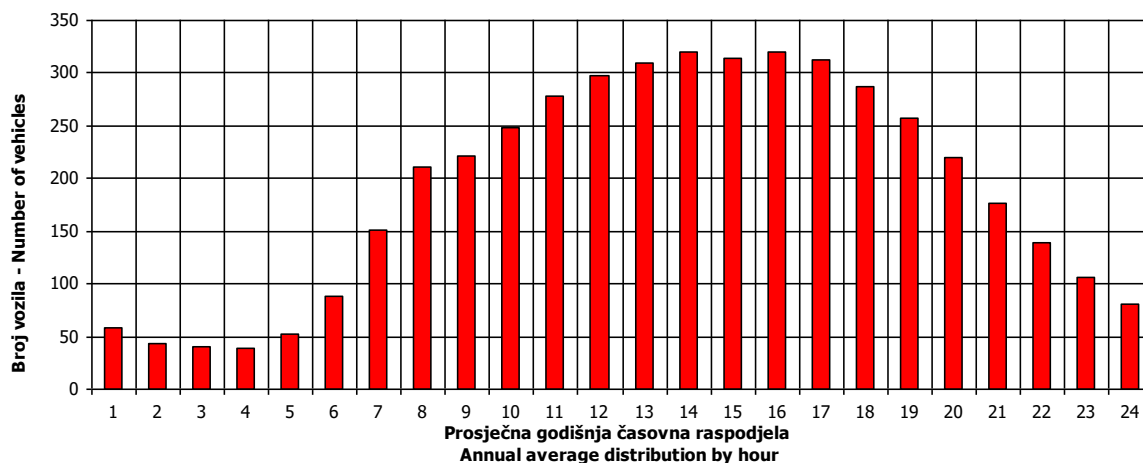


VREMENSKA RASPODJELA SAOBRAĆAJNOG TOKA TRAFFIC FLOW TIME DISTRIBUTION

Automatski brojač broj - Automatic counter number
 Lokalizet - Location / Stacionaža - Mileage [km+m]
 Broj puta - Road number / Dionica - Section

000013
 Ritešić / 9+137,00
 M 17.2 (MI-103) / Vrhovi - Šešlije

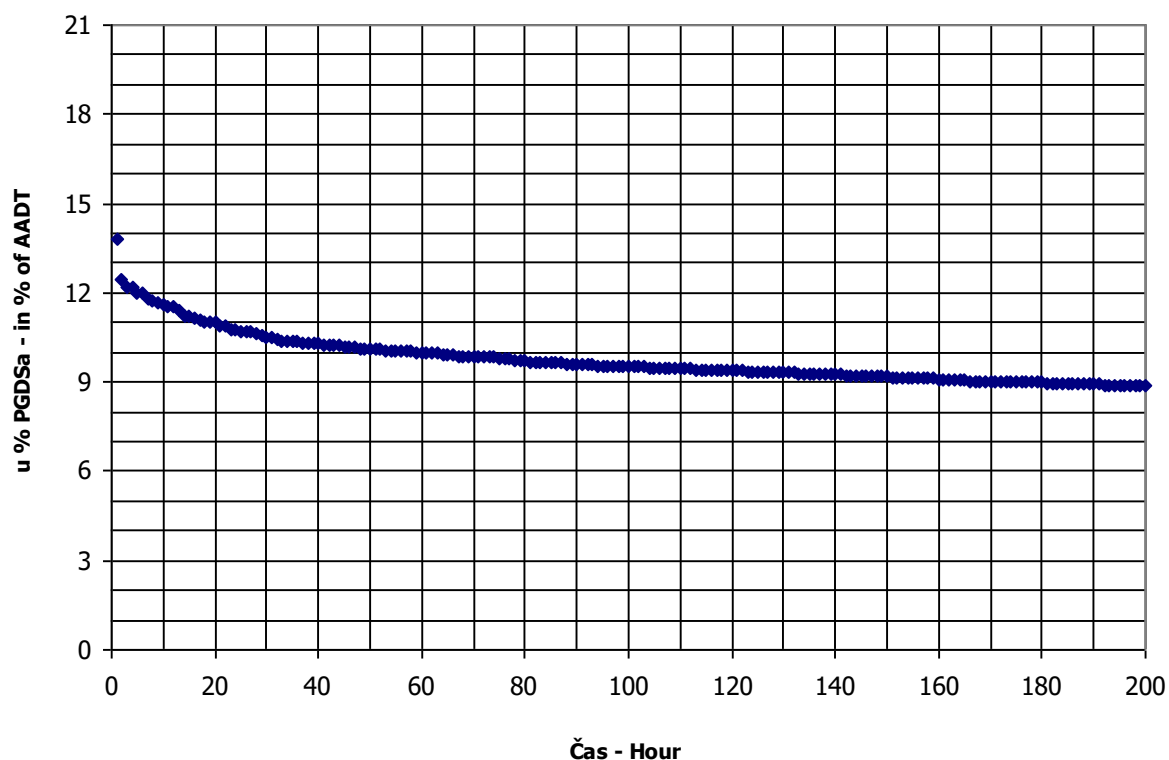
PGDS 4421 voz/dan AADT 4421 veh/day



SATNA DISTRIBUCIJA SAOBRAĆAJNOG TOKA TRAFFIC FLOW HOURLY DISTRIBUTION

Automatski brojač broj - Automatic counter number 000013
 Lokalitet - Location / Stacionaža - Mileage [km+m] Ritešić / 9+137,00
 Broj puta - Road number / Dionica - Section M 17.2 (MI-103) / Vrhovi - Šešlije

PGDS - AADT	4421 voz/dan - veh/day							
Čas - Hour	Maksimalni vršni sat - Maximum peak hour	10	20	30	40	50	100	200
Sat u danu - Hour of day	12	16	14	14	15	13	15	12
Sat u godini - Hour in year	7309	5393	8583	7311	8536	2846	7120	5413
Dan - Day of week	srijeda - Wednesday	nedelja - Sunday	nedelja - Sunday	srijeda - Wednesday	petak - Friday	subota - Saturday	utorak - Tuesday	ponedeljak - Monday
Datum - Date	1	13	24	1	22	29	24	14
Mjesec - Month	Novembar - November	Avgust - August	Decembar - December	Novembar - November	Decembar - December	April - April	Oktobar - October	Avgust - August
Vrijednost - Value	540	493	481	471	460	453	427	397
% - percent	12.08	11.03	10.76	10.54	10.29	10.13	9.55	8.88



BROJANJE VOZILA NA MREŽI PUTEVA U REPUBLICI SRPSKOJ – 2017. GODINA
VEHICLE COUNTING ON THE ROAD NETWORK OF THE REPUBLIC OF SRPSKA – YEAR 2017

MJESEČNI BROJ VOZILA
MONTHLY NUMBER OF VEHICLES

Automatski brojač broj - Automatic counter number
 Lokalitet - Location / Stacionaža - Mileage [km+m]
 Broj puta - Road number / Dionica - Section

000014
 Kladari / 3+163,00
 M 17 (MI-105) / Johovac - Rudanka

	Mjesec - Month											
	Januar- January	Februar- February	Mart- March	April- April	Maj- May	Juni- June	Juli- July	August- August	Septembar- September	Oktober- October	Novembar- November	Decembar- December
1	5168	6942	7967	11957	9621	9035	10864	12556	10175	9266	9537	10154
2	8736	7422	8076	9615	9215	9699	10081	11181	11025	7845	8978	8833
3	8742	8470	7946	7836	10030	9623	10351	12011	9909	9526	9480	6874
4	9071	6845	9157	12912	9465	8662	10017	12807	9051	9084	11540	6188
5	8676	5185	7723	11168	9789	8600	9588	13687	9704	9261	10723	7783
6	7359	7363	7221	10299	9702	9187	9865	13145	9767	10033	9403	7936
7	5741	6949	7402	9735	9552	9033	9995	11962	10773	10928	9410	8200
8	7931	7241	7929	10623	8380	8616	11312	12135	8422	9566	8693	7936
9	8100	6986	7037	9518	10263	9288	10944	11739	10499	9145	8591	8434
10	7683	8008	7474	8114	8875	10634	9721	11747	9312	9110	8662	6817
11	7676	5550	8641	8633	10076	8737	10717	12159	9887	8748	9902	5976
12	7344	5873	7035	8454	10843	7931	9961	13942	9542	8410	8135	7824
13	7634	7308	6829	8772	11064	9009	10100	13573	9399	9957	7363	7574
14	6681	7191	8155	9155	8969	8889	10490	11972	9486	10534	8467	7970
15	6092	7241	8110	10094	8852	9190	12466	11653	9751	9083	7928	8308
16	7442	7795	8168	8534	10224	9417	11943	10976	11070	8164	8094	8985
17	7562	7663	8681	8015	8082	10710	10725	11840	9385	8702	8475	7159
18	7851	8327	9563	8807	8984	9893	11306	12281	8371	8444	9732	6914
19	7570	9209	8027	8708	9400	9626	10715	12606	9204	8952	8364	7912
20	8262	7180	7419	8897	10954	9534	10807	11607	8695	9082	7484	8224
21	6172	6332	8308	9256	10099	9144	10865	10875	9357	10734	8487	9315
22	5744	8182	8254	10762	9323	7546	13308	10718	9695	9217	8478	10810
23	7348	7941	8417	9500	9405	10208	13906	10248	11032	8095	8868	12225
24	7132	7262	8729	7526	9207	10438	11681	10775	9439	9113	8109	7997
25	6115	7713	9482	9305	9213	8785	11485	10981	8865	9051	9814	7249
26	6259	8907	7630	9431	9682	8110	11033	12399	9800	9455	8010	9208
27	7330	7479	7721	9450	11198	9588	11058	12156	8790	9731	7115	8932
28	6120	6877	8675	10183	9882	9033	11783	10576	9271	10905	8619	9113
29	4904	8094	8962	13331	9485	9558	13992	10339	9667	9678	7754	9925
30	6562		9953	8278	9196	10060	14134	9579	10652	9127	8725	10752
31	6527		12100		8145		12063	9668		9579		8221
Ukupno- Total	221437	213511	256787	286889	297170	277852	347333	363963	290039	288517	262897	259707
Prosjek- Average	7143	7362	8283	9563	9586	9262	11204	11741	9668	9307	8763	8378
Godišnji prosjek (PGDS) - Annual average (AADT)												9197

BROJANJE VOZILA NA MREŽI PUTEVA U REPUBLICI SRPSKOJ – 2017. GODINA
VEHICLE COUNTING ON THE ROAD NETWORK OF THE REPUBLIC OF SRPSKA – YEAR 2017

STRUKTURA SAOBRAĆAJNOG TOKA
TRAFFIC FLOW COMPOSITION

Automatski brojač broj - Automatic counter number
 Lokalizet - Location / Stacionaža - Mileage [km+m]
 Broj puta - Road number / Dionica - Section

000014
 Kladari / 3+163,00
 M 17 (MI-105) / Johovac - Rudanka

Mjesec - Month	Smjer - Direction	Dužina vozila - Vehicle length								Ukupno - Total
		< 5,5 m	(%)	5,5 - 12 m	(%)	12 - 16,5 m	(%)	< 16,5 m	(%)	
Januar - January	I	86778	84.3	9689	8.3	8287	7.0	778	0.4	105532
	II	99900	84.3	8676	8.3	7168	7.0	162	0.4	115905
	ukupno - total	186677	84.3	18365	8.3	15455	7.0	940	0.4	221437
Februar - February	I	87044	81.6	11116	9.7	10039	8.3	688	0.4	108887
	II	87216	81.6	9637	9.7	7664	8.3	106	0.4	104623
	ukupno - total	174260	81.6	20753	9.7	17704	8.3	794	0.4	213511
Mart - March	I	103533	81.3	13692	10.4	12258	8.1	659	0.3	130143
	II	105139	81.3	12942	10.4	8504	8.1	59	0.3	126644
	ukupno - total	208672	81.3	26634	10.4	20762	8.1	718	0.3	256787
April - April	I	119303	82.9	14008	9.5	12838	7.4	413	0.2	146563
	II	118614	82.9	13172	9.5	8391	7.4	149	0.2	140326
	ukupno - total	237917	82.9	27180	9.5	21229	7.4	563	0.2	286889
Maj - May	I	120798	82.8	14816	9.8	12702	7.2	362	0.2	148677
	II	125404	82.8	14167	9.8	8804	7.2	118	0.2	148493
	ukupno - total	246202	82.8	28983	9.8	21506	7.2	480	0.2	297170
Juni - June	I	115083	82.6	14447	10.5	12635	6.8	245	0.1	142410
	II	114445	82.6	14716	10.5	6241	6.8	39	0.1	135442
	ukupno - total	229528	82.6	29163	10.5	18877	6.8	284	0.1	277852
Juli - July	I	161103	86.0	15404	8.4	12698	5.5	217	0.1	189423
	II	137590	86.0	13842	8.4	6421	5.5	58	0.1	157910
	ukupno - total	298693	86.0	29246	8.4	19119	5.5	275	0.1	347333
Avgust - August	I	148618	84.6	15973	8.6	13569	6.7	238	0.1	178399
	II	159274	84.6	15313	8.6	10860	6.7	117	0.1	185564
	ukupno - total	307892	84.6	31286	8.6	24429	6.7	355	0.1	363963
Septembar - September	I	115297	79.6	16480	11.1	13443	9.1	287	0.1	145506
	II	115625	79.6	15815	11.1	12957	9.1	136	0.1	144532
	ukupno - total	230922	79.6	32294	11.1	26399	9.1	423	0.1	290039
Oktobar - October	I	116753	80.0	16190	11.0	12734	8.7	390	0.3	146066
	II	114141	80.0	15596	11.0	12376	8.7	338	0.3	142451
	ukupno - total	230894	80.0	31786	11.0	25110	8.7	727	0.3	288517
Novembar - November	I	107132	82.0	14535	10.3	11957	7.4	569	0.3	134192
	II	108372	82.0	12540	10.3	7617	7.4	176	0.3	128705
	ukupno - total	215505	82.0	27075	10.3	19573	7.4	745	0.3	262897
Decembar - December	I	112082	80.7	13619	10.3	11824	8.7	356	0.4	137881
	II	97474	80.7	13119	10.3	10674	8.7	559	0.4	121825
	ukupno - total	209556	80.7	26738	10.3	22498	8.7	915	0.4	259707
Ukupno (godišnje) - Total (annual)	I	1393525	81.3	169969	9.9	144984	8.5	5202	0.3	1713680
	II	1383195	83.7	159534	9.7	107676	6.5	2017	0.1	1652422
	ukupno - total	2776720	82.5	329503	9.8	252660	7.5	7219	0.2	3366102
Prosjek (PGDS) - Average (AADT)	I	3807	81.3	464	9.9	396	8.5	14	0.3	4682
	II	3779	83.7	436	9.7	294	6.5	6	0.1	4515
	ukupno - total	7587	82.5	900	9.8	690	7.5	20	0.2	9197

BROJANJE VOZILA NA MREŽI PUTEVA U REPUBLICI SRPSKOJ – 2017. GODINA
VEHICLE COUNTING ON THE ROAD NETWORK OF THE REPUBLIC OF SRPSKA – YEAR 2017

SAOBRAĆAJNI POKAZATELJI

Automatski brojač broj
 Lokalizet / Stacionaža [km+m]
 Broj puta / Dionica

000014

Kladari / 3+163,00

M 17 (MI-105) / Johovac - Rudanka

Mjesec	Snjier	minimalni čas			maksimalni čas			minimalni dan		maksimalni dan		dnevni prosjek (05-21 h)	noćni prosjek (21-05 h)	projekat radnim danom	projekat vikendom	ljetni prosjek
		datum/dan	čas	voz/h	datum/dan	čas	voz/h	datum/dan	voz/dan							
Januar	I	7/subota	1	5	20/petak	12	265	1/nedjelja	1672	20/petak	3393	2341	281	2798	2301	
	II	7/subota	1	3	2/ponedjeljak	13	338	26/četvrtak	1590	8/nedjelja	3859	2583	249	2806	2879	
	I+II	7/subota	1	8	3/utorak	12	547	26/četvrtak	3369	5/četvrtak	6520	4924	529	5604	5180	
Februar	I	20/ponedeljak	1	7	24/petak	15	278	5/nedjelja	2026	17/petak	3793	2603	308	3037	2598	
	II	13/ponedeljak	2	4	17/petak	12	299	4/subota	2428	17/petak	3217	2600	240	2882	2732	
	I+II	27/ponedeljak	2	16	17/petak	13	519	5/nedjelja	4484	17/petak	7010	5203	548	5919	5330	
Mart	I	15/srijeda	2	8	24/petak	16	276	12/nedjelja	2124	31/petak	3983	2710	325	3142	2728	
	II	2/četvrtak	3	5	3/petak	14	307	13/ponedeljak	2258	31/petak	3392	2697	254	2972	2887	
	I+II	16/četvrtak	2	19	3/petak	14	555	13/ponedeljak	4418	31/petak	7375	5407	579	6114	5615	
April	I	24/ponedeljak	1	12	29/subota	14	345	2/nedjelja	2729	29/subota	5010	3194	467	3764	3507	
	II	4/utorak	2	8	6/četvrtak	15	316	16/nedjelja	3045	27/četvrtak	3861	3073	329	3454	3323	
	I+II	4/utorak	2	24	29/subota	11	620	16/nedjelja	5866	29/subota	8671	6267	796	7219	6829	
Maj	I	18/četvrtak	2	12	12/petak	12	315	14/nedjelja	2943	25/četvrtak	4853	3257	501	3906	3398	
	II	18/četvrtak	2	6	1/ponedeljak	12	376	18/četvrtak	3039	7/nedjelja	4558	3284	389	3619	3805	
	I+II	18/četvrtak	2	18	1/ponedeljak	12	627	14/nedjelja	6224	25/četvrtak	8647	6541	891	7525	7203	
Juni	I	20/utorak	2	13	30/petak	18	354	11/nedjelja	2981	30/petak	4882	3296	575	3990	3633	3871
	II	13/utorak	2	10	4/nedjelja	16	340	14/srijeda	2834	5/ponedeljak	4214	3142	414	3590	3488	3556
	I+II	20/utorak	2	28	30/petak	12	589	11/nedjelja	6372	30/petak	8668	6438	989	7580	7121	7427
Juli	I	5/srijeda	2	18	29/subota	18	394	2/nedjelja	3634	29/subota	6537	3959	764	4668	4837	4722
	II	4/utorak	2	12	30/nedjelja	16	393	1/subota	3327	30/nedjelja	5129	3598	538	4154	4098	4136
	I+II	5/srijeda	2	42	21/petak	12	707	2/nedjelja	7419	29/subota	11251	7556	1302	8822	8934	8858
Avgust	I	27/nedjelja	4	15	12/subota	10	454	27/nedjelja	3471	12/subota	6605	4034	719	4687	4944	4753
	II	23/srijeda	2	16	14/ponedeljak	16	604	28/ponedeljak	4253	14/ponedeljak	7023	4399	659	4934	5415	5058
	I+II	22/utorak	3	35	14/ponedeljak	16	875	28/ponedeljak	7990	12/subota	12037	8433	1379	9621	10359	9812
Septembar	I	18/ponedeljak	0	11	22/petak	19	371	18/ponedeljak	2932	1/petak	5136	3419	522	4010	3781	3941
	II	19/utorak	2	8	1/petak	13	372	18/ponedeljak	2949	1/petak	5033	3505	427	3894	4021	3932
	I+II	19/utorak	23	22	1/petak	15	687	18/ponedeljak	5881	1/petak	10169	6923	949	7903	7801	7873
Oktobar	I	18/srijeda	4	8	20/petak	17	349	29/nedjelja	2923	20/petak	5269	3459	481	4011	3768	
	II	27/petak	3	7	24/utorak	15	373	28/subota	3120	2/ponedeljak	4272	3420	372	3838	3677	
	I+II	18/srijeda	2	20	20/petak	16	696	29/nedjelja	6127	20/petak	9429	6879	853	7850	7445	
Novembar	I	25/subota	13	0	3/petak	17	351	25/subota	2365	3/petak	5171	3160	400	3705	3163	
	II	25/subota	13	0	6/ponedeljak	14	491	25/subota	2094	6/ponedeljak	5583	3295	309	3626	3545	
	I+II	25/subota	13	0	6/ponedeljak	14	738	25/subota	4459	6/ponedeljak	9285	6455	710	7331	6709	
Decembar	I	18/ponedeljak	2	12	23/subota	16	468	10/nedjelja	2404	23/subota	6187	3277	446	3858	3440	
	II	18/ponedeljak	2	22	3/nedjelja	10	938	24/nedjelja	2365	26/utorak	4422	3059	297	3529	2991	
	I+II	18/ponedeljak	2	22	3/nedjelja	10	938	31/nedjelja	5080	22/petak	9467	6336	742	7387	6430	
Godna	I	25.11/subota	13	0	23.12/subota	16	468	1.1/nedjelja	1672	12.8/subota	6605	3230	484	3807	3504	4329
	II	25.11/subota	13	0	3.12/nedjelja	10	793	26.1/četvrtak	1590	14.8/ponedeljak	7023	3226	374	3623	3549	4177
	I+II	25.11/subota	13	0	3.12/nedjelja	10	938	26.1/četvrtak	3369	12.8/subota	12037	6456	858	7430	7053	8506

BROJANJE VOZILA NA MREŽI PUTEVA U REPUBLICI SRPSKOJ – 2017. GODINA
VEHICLE COUNTING ON THE ROAD NETWORK OF THE REPUBLIC OF SRPSKA – YEAR 2017

TRAFFIC PARAMETERS

000014
 Kladari / 3+163,00
 M 17 (MI-105) / Johovac - Rudanka

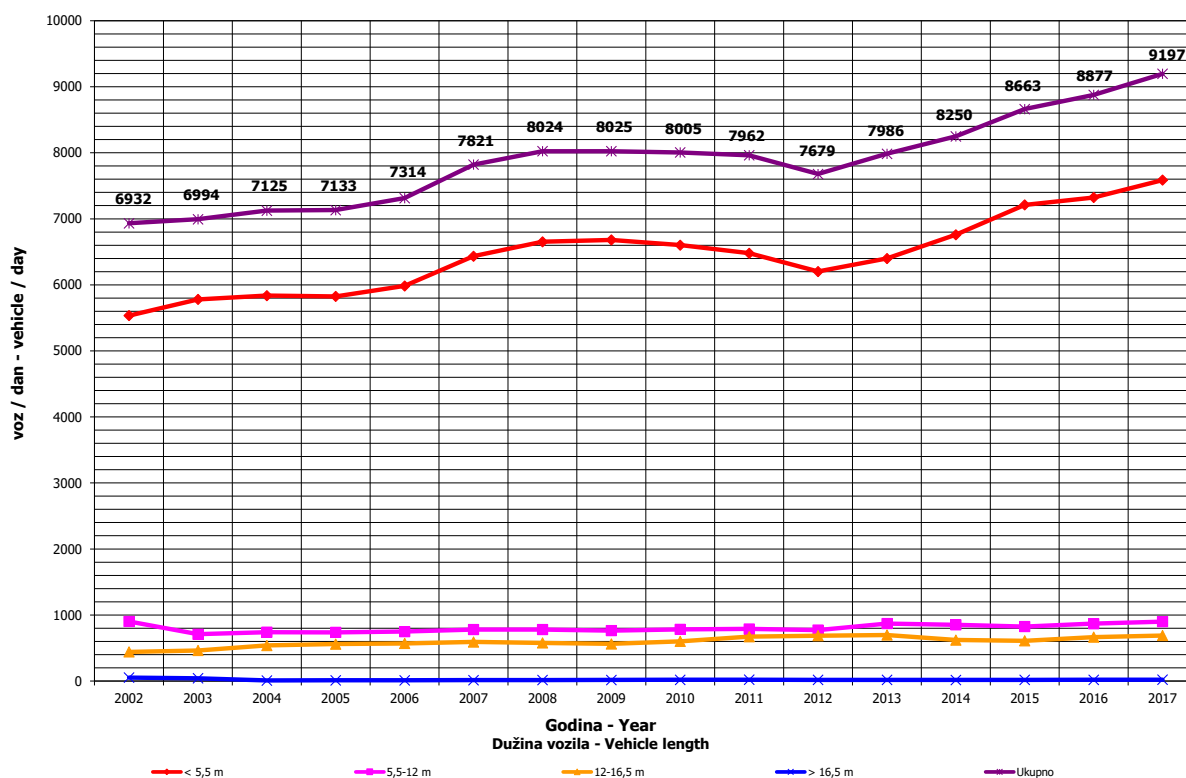
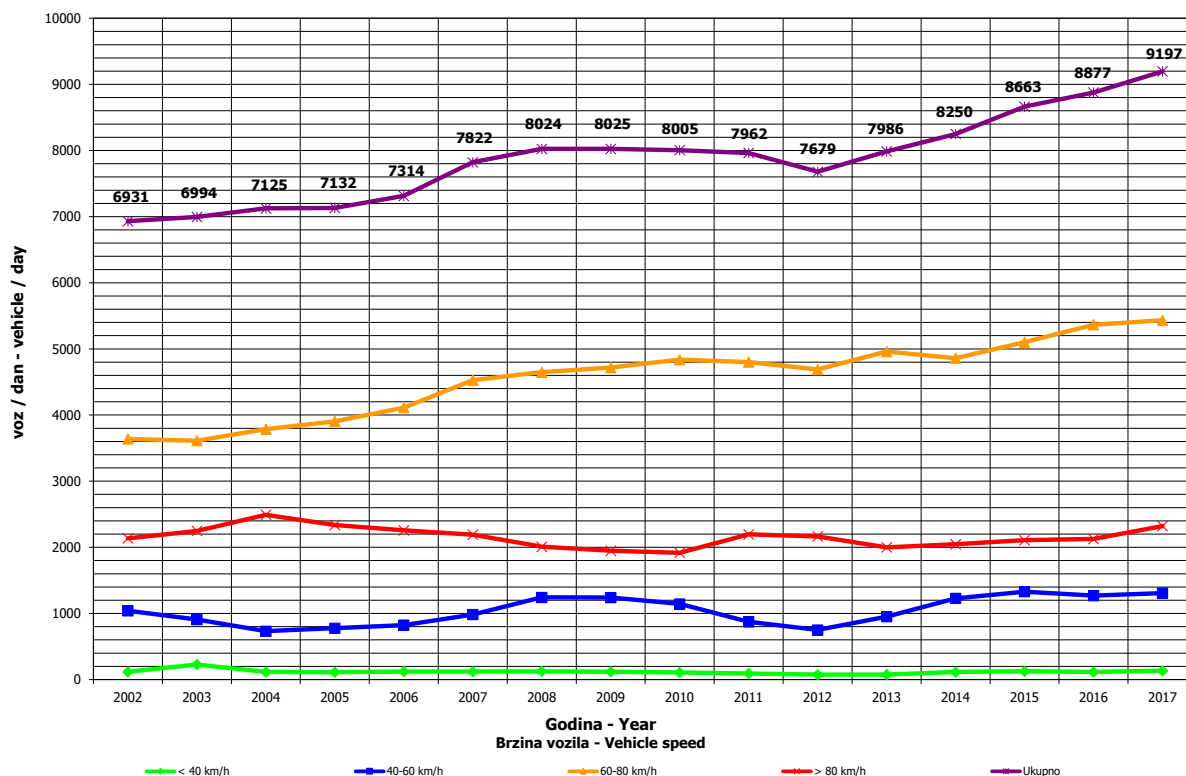
Automatic counter number
 Location / Mileage [km+m]
 Road number / Section

Month	Direction	minimum hour		maximum hour		veh/h		minimum day		maximum day		day time average (5-21 h)	night average (21-05 h)	working day average	weekend average	summer average
		date/day	hour	date/day	hour	veh/h	veh/h	date/day	veh/day	date/day	veh/day					
January	I	7/Saturday	1	5	20/Friday	12	265	1/Sunday	1672	20/Friday	3393	2341	281	2798	2301	
	II	7/Saturday	1	3	2/Monday	13	338	26/Thursday	1590	8/Sunday	3859	2583	249	2806	2879	
	I-II	7/Saturday	1	8	3/Tuesday	12	547	26/Thursday	3369	5/Thursday	6520	4924	529	5604	5180	
February	I	20/Monday	1	7	24/Friday	15	278	5/Sunday	2026	17/Friday	3793	2603	308	3037	2598	
	II	13/Monday	2	4	17/Friday	12	299	4/Saturday	2428	17/Friday	3217	2600	240	2882	2732	
	I-II	27/Monday	2	16	17/Friday	13	519	5/Sunday	4484	17/Friday	7010	5203	548	5919	5330	
March	I	15/Wednesday	2	8	24/Friday	16	276	12/Sunday	2124	31/Friday	3983	2710	325	3142	2728	
	II	2/Thursday	3	5	3/Friday	14	307	13/Monday	2258	31/Friday	3392	2697	254	2972	2887	
	I-II	16/Thursday	2	19	3/Friday	14	555	13/Monday	4418	31/Friday	7375	5407	579	6114	5615	
April	I	24/Monday	1	12	29/Saturday	14	345	2/Sunday	2729	29/Saturday	5010	3194	467	3764	3507	
	II	4/Tuesday	2	8	6/Thursday	15	316	16/Sunday	3045	27/Thursday	3861	3073	329	3454	3323	
	I-II	4/Tuesday	2	24	29/Saturday	11	620	16/Sunday	5866	29/Saturday	8671	6267	796	7219	6829	
May	I	18/Thursday	2	12	12/Friday	12	315	14/Sunday	2943	25/Thursday	4853	3257	501	3906	3398	
	II	18/Thursday	2	6	1/Monday	12	376	18/Thursday	3039	7/Sunday	4558	3284	389	3619	3805	
	I-II	18/Thursday	2	18	1/Monday	12	627	14/Sunday	6224	25/Thursday	8647	6541	891	7525	7203	
June	I	20/Tuesday	2	13	30/Friday	18	354	11/Sunday	2981	30/Friday	4882	3296	575	3990	3633	3871
	II	13/Tuesday	2	10	4/Sunday	16	340	14/Wednesday	2834	5/Monday	4214	3142	414	3590	3488	3556
	I-II	20/Tuesday	2	28	30/Friday	12	589	11/Sunday	6372	30/Friday	8668	6438	989	7580	7121	7427
July	I	5/Wednesday	2	18	29/Saturday	18	394	2/Sunday	3634	29/Saturday	6537	3959	764	4668	4837	4722
	II	4/Tuesday	2	12	30/Sunday	16	393	1/Saturday	3327	30/Sunday	5129	3598	538	4154	4098	4136
	I-II	5/Wednesday	2	42	21/Friday	12	707	2/Sunday	7419	29/Saturday	11251	7556	1302	8822	8934	8858
August	I	27/Sunday	4	15	12/Saturday	10	454	27/Sunday	3471	12/Saturday	6605	4034	719	4687	4944	4753
	II	23/Wednesday	2	16	14/Monday	16	604	28/Monday	4253	14/Monday	7023	4399	659	4934	5415	5058
	I-II	22/Tuesday	3	35	14/Monday	16	875	28/Monday	7990	12/Saturday	12037	8433	1379	9621	10359	9812
September	I	18/Monday	0	11	22/Friday	19	371	18/Monday	2932	1/Friday	5136	3419	522	4010	3781	3941
	II	19/Tuesday	2	8	1/Friday	13	372	18/Monday	2949	1/Friday	5033	3505	427	3894	4021	3932
	I-II	19/Tuesday	23	22	1/Friday	15	687	18/Monday	5881	1/Friday	10169	6923	949	7903	7801	7873
October	I	18/Wednesday	4	8	20/Friday	17	349	29/Sunday	2923	20/Friday	5269	3459	481	4011	3768	
	II	27/Friday	3	7	24/Tuesday	15	373	28/Saturday	3120	2/Monday	4272	3420	372	3838	3677	
	I-II	18/Wednesday	2	20	20/Friday	16	696	29/Sunday	6127	20/Friday	9429	6879	853	7850	7445	
November	I	25/Saturday	13	0	3/Friday	17	351	25/Saturday	2365	3/Friday	5171	3160	400	3705	3163	
	II	25/Saturday	13	0	6/Monday	14	491	25/Saturday	2094	6/Monday	5583	3295	309	3626	3545	
	I-II	25/Saturday	13	0	6/Monday	14	738	25/Saturday	4459	6/Monday	9285	6455	710	7331	6709	
December	I	18/Monday	2	12	3/Saturday	16	468	10/Sunday	2404	23/Saturday	6187	3277	446	3858	3440	
	II	18/Monday	2	22	3/Sunday	10	938	24/Sunday	2365	26/Tuesday	4422	3059	297	3529	2991	
	I-II	18/Monday	2	22	3/Sunday	10	938	31/Sunday	5080	22/Friday	9467	6336	742	7387	6430	
Year	I	25.11/Saturday	13	0	23.12/Saturday	16	468	1.1/Sunday	1672	12.8/Saturday	6605	3230	484	3807	3504	4329
	II	25.11/Saturday	13	0	3.12/Sunday	10	793	26.1/Thursday	1590	14.8/Monday	7023	3226	374	3623	3549	4177
	I-II	25.11/Saturday	13	0	3.12/Sunday	10	938	26.1/Thursday	3369	12.8/Saturday	12037	6456	858	7430	7053	8506

GODIŠNJA NERAVNOMJERNOST SAOBRAĆAJNOG TOKA TRAFFIC FLOW ANNUAL VARIATION

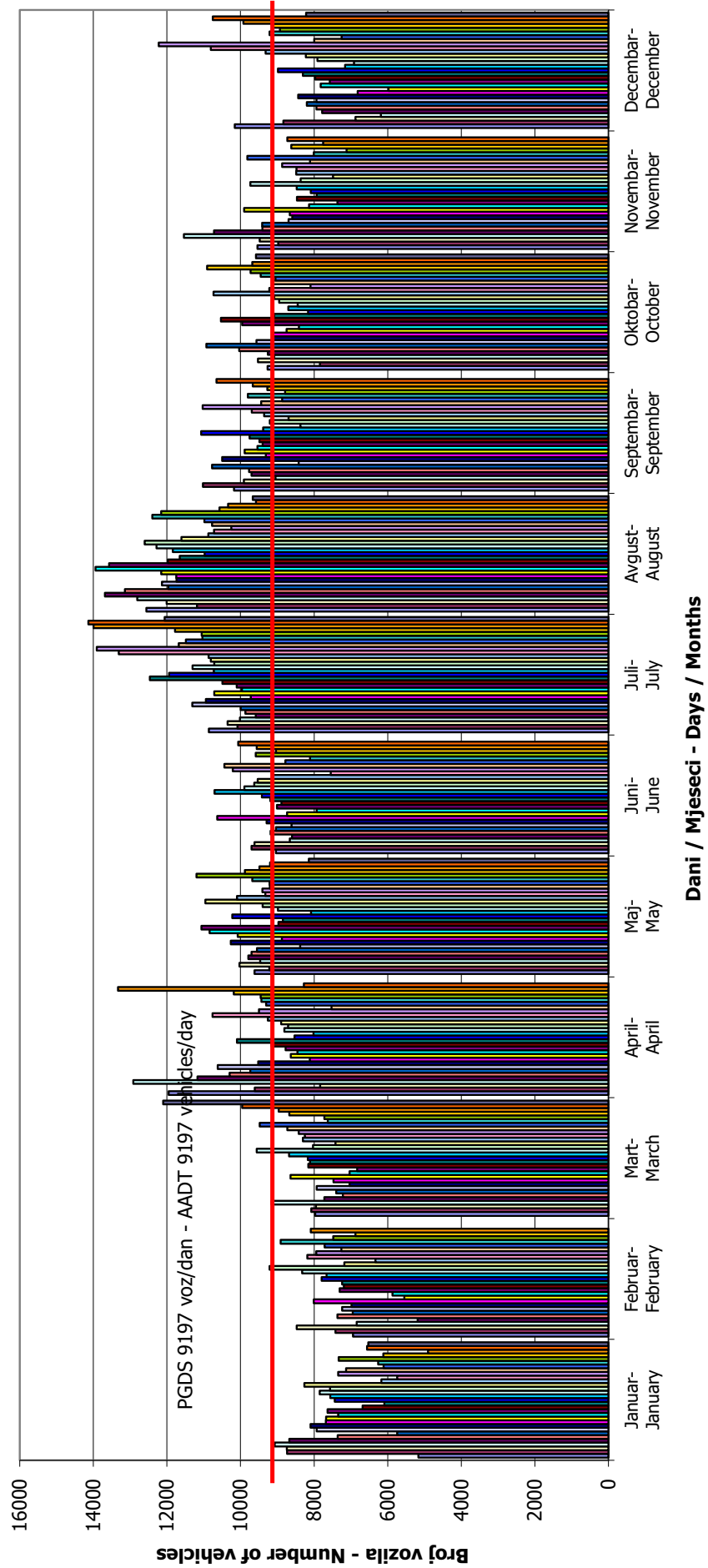
Automatski brojač broj - Automatic counter number
 Lokalitet - Location / Stacionaža - Mileage [km+m]
 Broj puta - Road number / Dionica - Section

000014
 Kladari / 3+163,00
 M 17 (MI-105) / Johovac - Rudanka



**DNEVNA NERAVNOMJERNOST SAOBRAĆAJNOG TOKA
 TRAFFIC FLOW DAILY VARIATION**

Automatski brojač broj - Automatic counter number 000014
 Lokalizet - Location / Stacionaža - Mileage [km+m] Kladari / 3+163,00
 Broj puta - Road number/ Dionica - Section M 17 (MI-105) / Johovac - Rudanka

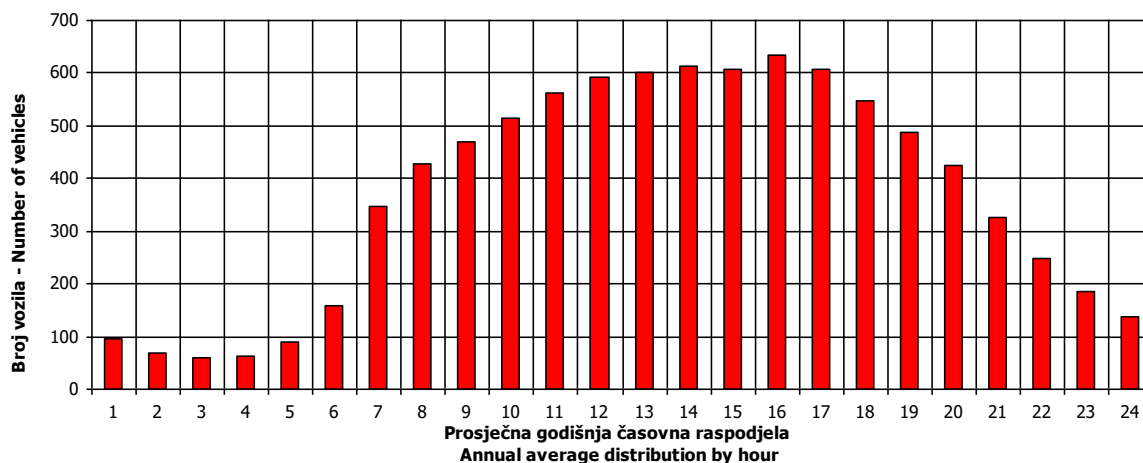


VREMENSKA RASPODJELA SAOBRAĆAJNOG TOKA TRAFFIC FLOW TIME DISTRIBUTION

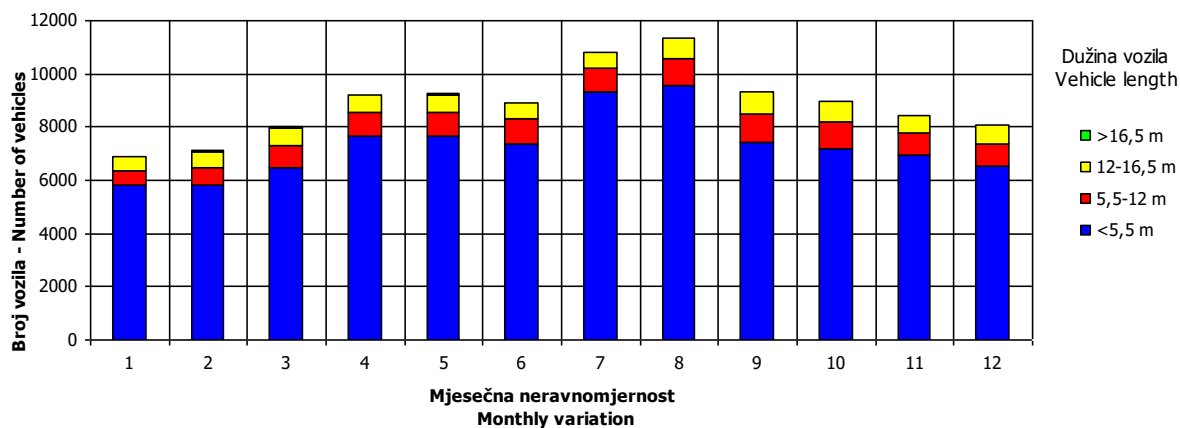
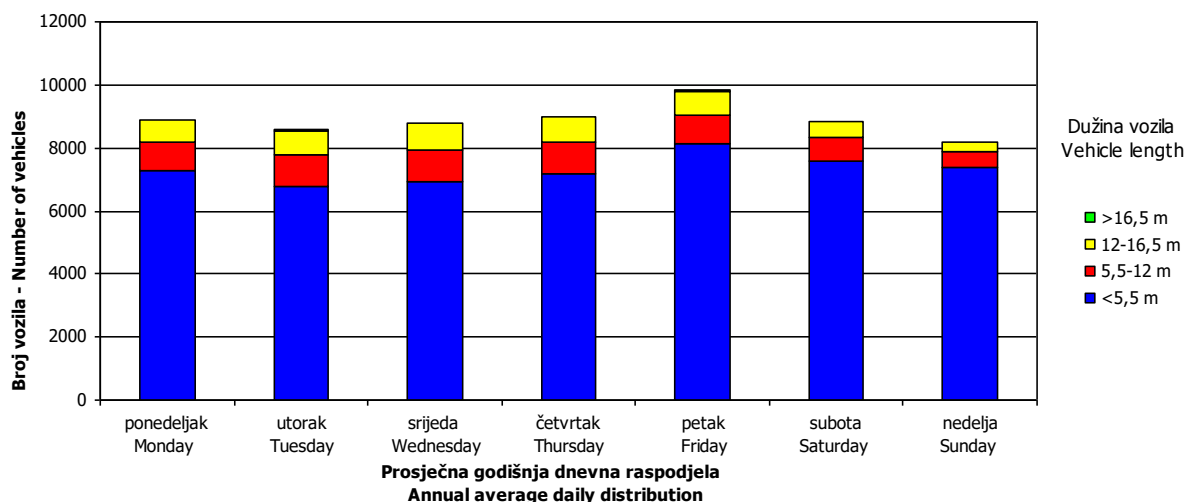
Automatski brojač broj - Automatic counter number
 Lokalitet - Location / Stacionaža - Mileage [km+m]
 Broj puta - Road number / Dionica - Section

000014
 Kladari / 3+163,00
 M 17 (MI-105) / Johovac - Rudanka

PGDS 9197 voz/dan AADT 9197 veh/day



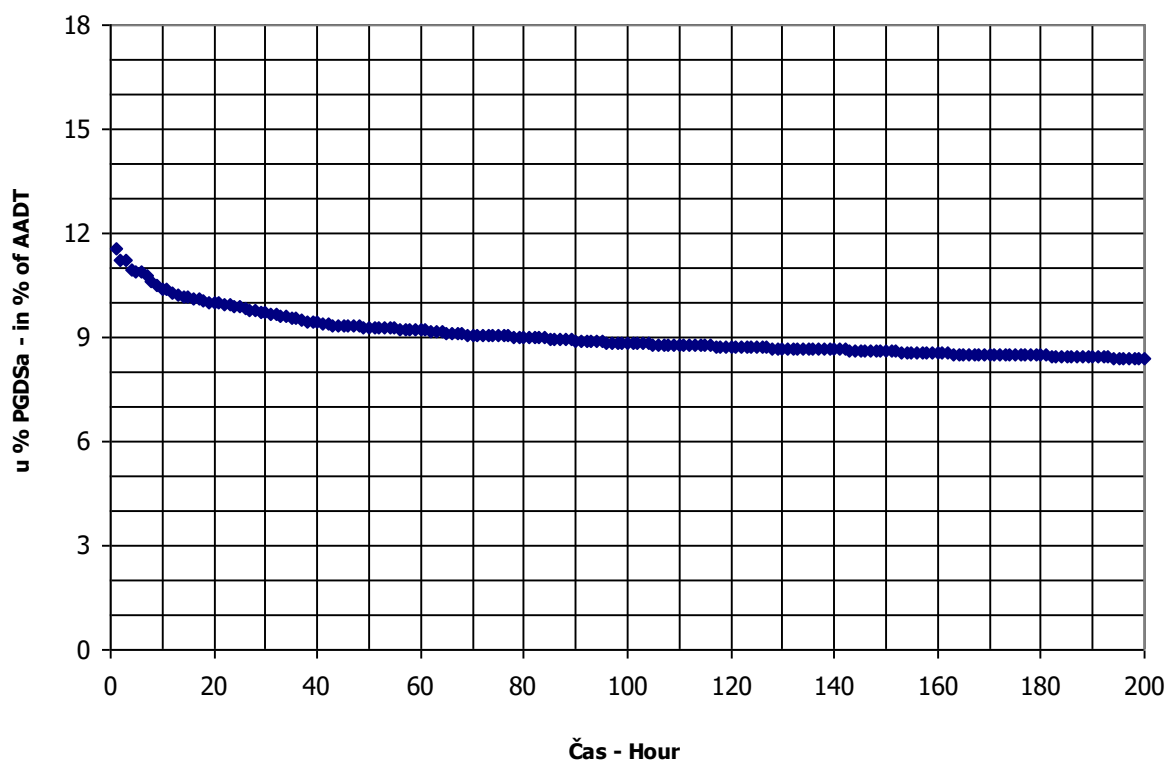
14



SATNA DISTRIBUCIJA SAOBRAĆAJNOG TOKA
TRAFFIC FLOW HOURLY DISTRIBUTION

Automatski brojač broj - Automatic counter number 000014
 Lokalitet - Location / Stacionaža - Mileage [km+m] Kladari / 3+163,00
 Broj puta - Road number / Dionica - Section M 17 (MI-105) / Johovac - Rudanka

PGDS - AADT	9197 voz/dan - veh/day								
Čas - Hour	Maksimalni vršni sat - Maximum peak hour	10	20	30	40	50	100	200	
Sat u danu - Hour of day		10	15	11	14	11	15	14	11
Sat u godini - Hour in year		8075	5176	5412	7431	5364	5368	5151	8652
Dan - Day of week	nedelja - Sunday	petak - Friday	ponedeljak - Monday	ponedeljak - Monday	subota - Saturday	subota - Saturday	četvrtak - Thursday	srijeda - Wednesday	
Datum - Date	3	4	14	6	12	12	3	27	
Mjesec - Month	Decembar - December	Avgust - August	Avgust - August	Novembar - November	Avgust - August	Avgust - August	Avgust - August	Decembar - December	
Vrijednost - Value	938	785	756	738	723	711	667	627	
% - percent	12.82	10.73	10.34	10.09	9.88	9.72	9.12	8.57	



AUTOMATSKI BROJAČ UNIŠTEN
AUTOMATIC COUNTER DESTROYED

AUTOMATSKI BROJAČ UNIŠTEN
AUTOMATIC COUNTER DESTROYED

BROJANJE VOZILA NA MREŽI PUTEVA U REPUBLICI SRPSKOJ – 2017. GODINA
VEHICLE COUNTING ON THE ROAD NETWORK OF THE REPUBLIC OF SRPSKA – YEAR 2017

MJESEČNI BROJ VOZILA
MONTHLY NUMBER OF VEHICLES

Automatski brojač broj - Automatic counter number
 Lokalizet - Location / Stacionaža - Mileage [km+m]
 Broj puta - Road number / Dionica - Section

000017
 Podbrđe / 11+596,00
 M 4 (MI-108) / Čelinac - Kotor Varoš

	Mjesec - Month											
	Januar- January	Februar- February	Mart- March	April- April	Maj- May	Jun- June	Juli- July	August- August	Septembar- September	Oktoibar- October	Novembar- November	Decembar- December
1	3612	2222	2542	2952	3003	2947	3378	4150	3424	3379	3188	3009
2	3268	2193	2650	3272	2835	3399	3127	3577	3561	2682	2911	2834
3	2812	2449	2538	2734	3414	3673	2516	3683	3444	3182	2919	2587
4	3861	2441	2800	3222	3503	3021	3220	3747	2973	3063	3399	2139
5	3812	2813	2627	3340	3444	2831	3103	3975	3356	3090	3064	2851
6	3222	2271	2261	3383	3382	3092	3432	4192	3141	3316	2695	2793
7	1631	1953	2433	3228	3062	3119	3128	3619	3058	3712	3037	2778
8	2064	2339	2341	3333	2759	3218	3639	4161	2989	3335	2814	2715
9	2636	2470	1963	2967	3079	3297	3908	3719	3438	3152	2949	2679
10	2314	2521	2065	2255	3048	3489	2765	3615	3063	3186	3051	2313
11	2885	2514	2522	2859	3232	3115	3432	3920	2820	3105	3411	1910
12	1995	2724	2310	2977	3408	2605	3341	4534	3231	3001	3095	2615
13	1586	2559	2021	3011	3552	3081	3368	4542	3039	3221	2797	2482
14	2139	2142	2773	3155	3072	2948	3473	4393	3355	3570	3244	2722
15	2835	2495	2848	3310	2453	3206	3918	5370	3379	3217	2952	2502
16	2391	2448	2765	3015	3020	3258	3666	4140	3660	2640	2925	2705
17	2085	2347	2803	2645	2831	3509	3134	3812	3419	3033	3188	2268
18	2620	2717	3226	2936	3165	3144	3728	4044	2630	2952	3603	2127
19	2738	3077	2848	2976	3096	2593	3474	3830	3210	3104	2973	2559
20	3010	2239	2506	3011	3396	3166	3477	3458	3072	3040	2627	2692
21	2719	2016	2892	3077	3201	2125	3441	3134	3327	3452	2914	3013
22	2718	2683	2780	3469	2770	2602	3801	3426	3516	3207	2809	3301
23	2295	2589	2984	3000	3081	3711	3600	3482	3635	2727	2775	3777
24	1894	2648	2962	2400	3378	3838	3020	3407	3429	3168	2846	3086
25	2556	2690	3195	3098	3004	3194	3716	3372	2529	3076	3204	2530
26	2317	3059	2715	3126	3302	2656	3366	3578	3308	3100	2684	2953
27	1763	2748	2499	3146	3490	3237	3510	3600	3153	3131	2097	2982
28	2081	2355	3047	3086	3140	3095	3486	3078	3245	3665	2698	3126
29	2684	2735	3050	4053	2687	3152	4045	3329	3141	3625	2867	3455
30	2290		3350	3164	2866	3116	3805	3118	4027	3526	2746	3597
31	1353		3548		2857		3475	3158		3990		3145
Ukupno- Total	78144	72411	83837	92203	96490	93462	106532	117209	97602	99657	88495	86233
Prosje- Average	2521	2497	2704	3073	3113	3115	3437	3781	3253	3215	2950	2782
Godišnji prosjek (PGDS) - Annual average (AADT)												3039

BROJANJE VOZILA NA MREŽI PUTEVA U REPUBLICI SRPSKOJ – 2017. GODINA
VEHICLE COUNTING ON THE ROAD NETWORK OF THE REPUBLIC OF SRPSKA – YEAR 2017

STRUKTURA SAOBRAĆAJNOG TOKA
TRAFFIC FLOW COMPOSITION

Automatski brojač broj - Automatic counter number
 Lokalitet - Location / Stacionaža - Mileage [km+m]
 Broj puta - Road number / Dionica - Section

000017
 Podbrđe / 11+596,00
 M 4 (MI-108) / Čelinac - Kotor Varoš

Mjesec - Month	Smjer - Direction	Dužina vozila - Vehicle length								Ukupno - Total
		< 5,5 m	(%)	5,5 - 12 m	(%)	12 - 16,5 m	(%)	< 16,5 m	(%)	
Januar - January	I	36012	91.7	2800	7.4	324	0.8	13	0.1	39149
	II	35652	91.7	2989	7.4	321	0.8	32	0.1	38994
	ukupno - total	71664	91.7	5789	7.4	646	0.8	45	0.1	78144
Februar - February	I	32562	89.1	3298	9.2	597	1.6	22	0.1	36479
	II	31951	89.1	3348	9.2	590	1.6	43	0.1	35932
	ukupno - total	64513	89.1	6646	9.2	1187	1.6	65	0.1	72411
Mart - March	I	37682	88.4	3986	9.8	779	1.8	19	0.1	42466
	II	36414	88.4	4191	9.8	724	1.8	42	0.1	41371
	ukupno - total	74096	88.4	8177	9.8	1503	1.8	61	0.1	83837
April - April	I	41807	89.1	4017	8.9	918	1.9	15	0.1	46758
	II	40375	89.1	4166	8.9	859	1.9	45	0.1	45445
	ukupno - total	82181	89.1	8184	8.9	1778	1.9	60	0.1	92203
Maj - May	I	43128	89.1	4109	8.6	1061	2.2	23	0.1	48322
	II	42843	89.1	4207	8.6	1070	2.2	47	0.1	48168
	ukupno - total	85971	89.1	8316	8.6	2132	2.2	70	0.1	96490
Juni - June	I	41780	88.5	4392	9.4	913	2.0	16	0.1	47102
	II	40964	88.5	4438	9.4	928	2.0	32	0.1	46361
	ukupno - total	82744	88.5	8830	9.4	1841	2.0	48	0.1	93462
Juli - July	I	48518	88.9	4896	9.1	1062	2.0	23	0.0	54500
	II	46186	88.9	4752	9.1	1069	2.0	24	0.0	52032
	ukupno - total	94704	88.9	9648	9.1	2132	2.0	48	0.0	106532
Avgust - August	I	52149	88.9	5413	9.0	1207	2.1	17	0.0	58786
	II	51993	88.9	5186	9.0	1216	2.1	28	0.0	58423
	ukupno - total	104142	88.9	10599	9.0	2423	2.1	45	0.0	117209
Septembar - September	I	43336	87.3	5064	10.4	1073	2.2	24	0.1	49498
	II	41915	87.3	5073	10.4	1070	2.2	46	0.1	48104
	ukupno - total	85251	87.3	10137	10.4	2144	2.2	70	0.1	97602
Oktobar - October	I	44495	88.3	4897	9.7	931	1.9	28	0.1	50351
	II	43494	88.3	4789	9.7	976	1.9	48	0.1	49307
	ukupno - total	87990	88.3	9686	9.7	1906	1.9	76	0.1	99657
Novembar - November	I	39388	88.3	4242	9.7	860	2.0	20	0.1	44511
	II	38754	88.3	4315	9.7	877	2.0	38	0.1	43984
	ukupno - total	78143	88.3	8557	9.7	1737	2.0	58	0.1	88495
Decembar - December	I	39542	89.0	3988	9.4	657	1.5	16	0.1	44204
	II	37187	89.0	4156	9.4	644	1.5	42	0.1	42029
	ukupno - total	76729	89.0	8144	9.4	1301	1.5	58	0.1	86233
Ukupno (godišnje) - Total (annual)	I	500398	89.0	51103	9.1	10384	1.8	240	0.0	562124
	II	487730	88.7	51610	9.4	10345	1.9	465	0.1	550150
	ukupno - total	988128	88.8	102712	9.2	20729	1.9	705	0.1	1112274
Prosjeak (PGDS) - Average (AADT)	I	1367	89.0	140	9.1	28	1.8	1	0.0	1536
	II	1333	88.7	141	9.4	28	1.9	1	0.1	1503
	ukupno - total	2700	88.8	281	9.2	57	1.9	2	0.1	3039

BROJANJE VOZILA NA MREŽI PUTEVA U REPUBLICI SRPSKOJ – 2017. GODINA
VEHICLE COUNTING ON THE ROAD NETWORK OF THE REPUBLIC OF SRPSKA – YEAR 2017

SAOBRAĆAJNI POKAZATELJI

000017

Automatski brojač broj
 Lokalizet / Stacionaža [km+m]
 Broj puta / Dionica

Podbrđe / 11+596,00
 M 4 (MI-108) / Čelinac - Kotor Varoš

Mjesec	Snjier	minimalni čas		maksimalni čas		minimalni dan		maksimalni dan		dnevni prosjek (05-21 h)	noćni prosjek (21-05 h)	projek radnim danom	projek vikendom	ljetni prosjek
		datum/dan	čas	voz/h	datum/dan	čas	voz/h	datum/dan	voz/dan					
Januar	I	30/poneдельник	3	0	20/petak	11	121	26/četrvtak	387	1129	806	100	948	831
	II	31/utorak	2	0	29/nedelja	17	105	26/četrvtak	390	1102	826	102	929	925
	I+II	26/četrvtak	2	0	20/petak	11	205	26/četrvtak	777	2233	1633	202	1878	1756
Februar	I	1/srijeda	3	0	25/subota	11	99	5/nedelja	601	1153	874	93	1000	885
	II	22/srijeda	2	0	25/subota	17	110	5/nedelja	754	1074	871	86	981	895
	I+II	1/srijeda	3	1	15/srijeda	15	177	5/nedelja	1355	2215	1745	179	1981	1780
Mart	I	15/srijeda	3	0	23/četrvtak	12	116	13/poneдельник	508	1262	861	97	968	929
	II	29/srijeda	4	0	21/utorak	7	99	13/poneдельник	560	1122	859	85	938	960
	I+II	15/srijeda	3	0	23/četrvtak	12	183	13/poneдельник	1068	2338	1720	182	1906	1890
April	I	6/četrvtak	4	0	29/subota	16	157	23/nedelja	847	1794	1087	139	1262	1172
	II	28/petak	3	1	25/utorak	7	129	23/nedelja	941	1690	1061	123	1228	1119
	I+II	5/srijeda	2	2	15/subota	17	229	23/nedelja	1788	3239	2148	262	2489	2290
Maj	I	31/srijeda	4	0	20/subota	12	182	1/poneдельник	921	1554	1107	144	1285	1166
	II	17/srijeda	3	2	20/subota	15	144	17/srijeda	1121	1441	1116	134	1244	1267
	I+II	6/utorak	2	0	24/subota	15	128	11/nedelja	970	1507	1108	152	1305	1170
Juni	I	22/četrvtak	2	1	27/utorak	7	127	11/nedelja	1063	1365	1094	143	1258	1197
	II	6/utorak	1	2	1/četrvtak	13	206	11/nedelja	2033	2872	2203	295	2563	2367
	I+II	18/utorak	3	1	22/subota	9	148	2/nedelja	958	1729	1217	182	1421	1353
Juli	I	12/srijeda	3	1	4/utorak	7	126	2/nedelja	1119	1565	1188	178	1384	1331
	II	4/utorak	3	6	15/subota	14	241	2/nedelja	2077	3294	2406	360	2806	2684
	I+II	30/srijeda	2	1	16/srijeda	10	195	27/nedelja	1151	2039	1347	193	1551	1509
Avgust	I	22/utorak	3	6	16/srijeda	15	241	30/srijeda	1229	2361	1349	181	1545	1488
	II	21/četrvtak	2	1	21/četrvtak	8	129	17/nedelja	1049	1573	1191	145	1355	1291
	I+II	27/srijeda	2	1	23/subota	15	148	6/srijeda	1204	1473	1182	133	1316	1313
Septembar	I	13/srijeda	2	3	23/subota	15	245	10/nedelja	2325	3020	2373	278	2671	2604
	II	30/poneдельник	3	0	7/subota	12	153	1/nedelja	999	1787	1233	135	1394	1306
	I+II	25/srijeda	3	1	27/petak	17	121	11/srijeda	1152	1606	1226	123	1356	1334
Oktobar	I	18/srijeda	2	3	27/petak	17	260	1/nedelja	2191	3393	2460	258	2750	2641
	II	28/utorak	3	1	1/srijeda	9	166	12/nedelja	945	1660	1153	114	1298	1180
	I+II	29/srijeda	2	0	1/srijeda	14	165	25/subota	1104	1807	1156	109	1277	1235
Decembar	I	28/utorak	2	1	1/srijeda	14	287	12/nedelja	2077	3467	2309	223	2575	2415
	II	14/četrvtak	4	0	29/petak	14	144	3/nedelja	903	1710	1134	132	1295	1207
	I+II	24/nedelja	4	1	29/petak	11	141	17/nedelja	1038	1543	1089	113	1235	1134
Godna	I	30.1/poneдельник	3	0	16.8/srijeda	10	195	26.1/četrvtak	387	2039	1095	136	1260	1164
	II	31.1/utorak	2	0	16.8/srijeda	15	241	26.1/četrvtak	390	2361	1086	126	1227	1179
	I+II	26.1/četrvtak	2	0	16.8/srijeda	15	338	26.1/četrvtak	777	4400	2181	262	2487	2343

BROJANJE VOZILA NA MREŽI PUTEVA U REPUBLICI SRPSKOJ – 2017. GODINA
VEHICLE COUNTING ON THE ROAD NETWORK OF THE REPUBLIC OF SRPSKA – YEAR 2017

TRAFFIC PARAMETERS

Automatic counter number
 Location / Mileage [km+m]
 Road number / Section

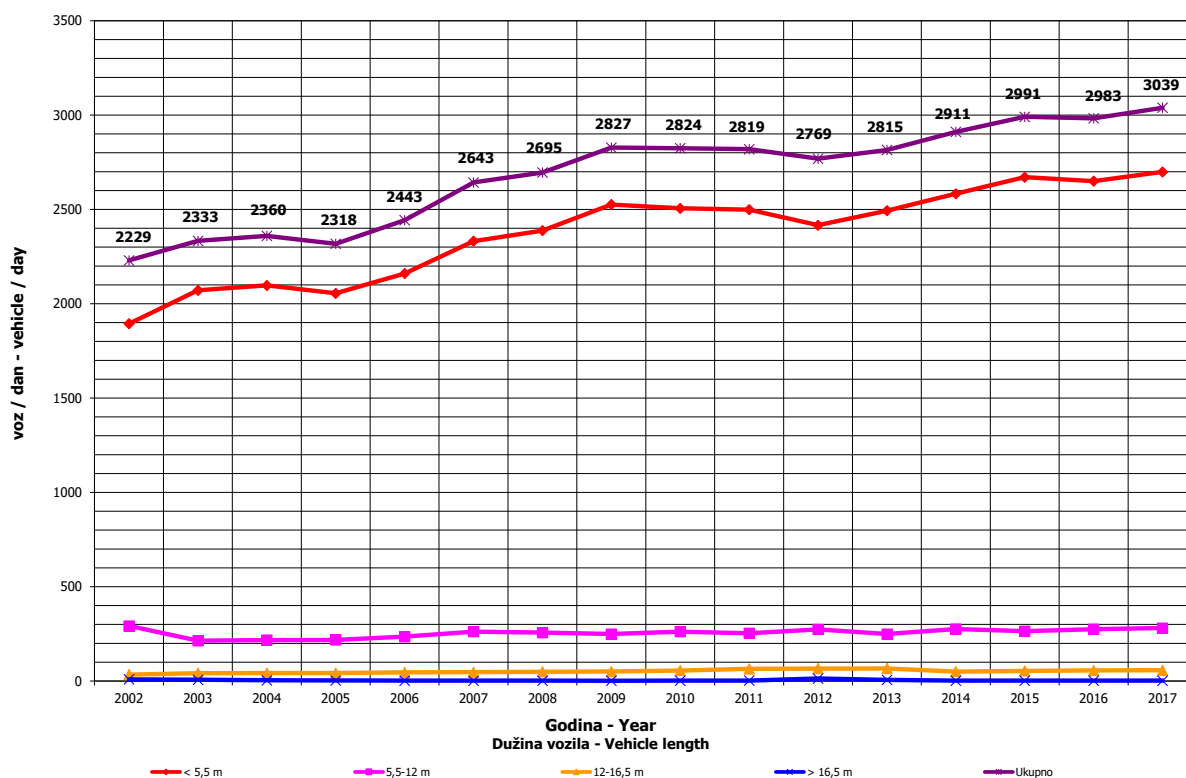
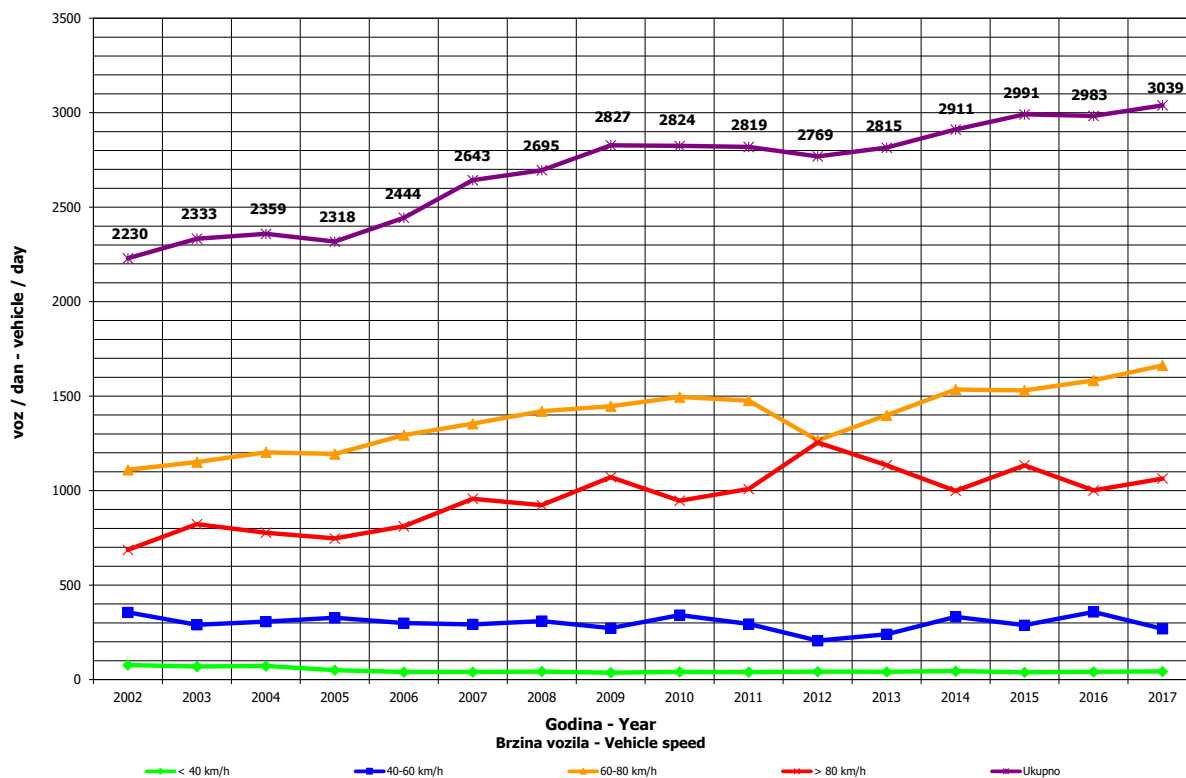
000017
 Podbrđe / 11+596,00
 M 4 (MI-108) / Čelinac - Kotor Varoš

Month	Direction	minimum hour		maximum hour		veh/h		minimum day		maximum day		day time average (5-21 h)	night average (21-05 h)	working day average	weekend average	summer average
		date/day	hour	date/day	hour	veh/h	veh/h	date/day	veh/day	date/day	veh/day					
January	I	30/Monday	3	0	20/Friday	11	121	26/Thursday	387	20/Friday	1129	806	100	948	831	
	II	31/Tuesday	2	0	29/Sunday	17	105	26/Thursday	390	20/Friday	1102	826	102	929	925	
	I-II	26/Thursday	2	0	20/Friday	11	205	26/Thursday	777	20/Friday	2231	1633	202	1878	1756	
February	I	1/Wednesday	3	0	25/Saturday	11	99	5/Sunday	601	17/Friday	1153	874	93	1000	885	
	II	22/Wednesday	2	0	25/Saturday	17	110	5/Sunday	754	20/Monday	1074	871	86	981	895	
	I-II	1/Wednesday	3	1	15/Wednesday	15	177	5/Sunday	1355	17/Friday	2215	1745	179	1981	1780	
March	I	15/Wednesday	3	0	23/Thursday	12	116	13/Monday	508	3/Friday	1262	861	97	968	929	
	II	29/Wednesday	4	0	21/Tuesday	7	99	13/Monday	560	4/Saturday	1122	859	85	938	960	
	I-II	15/Wednesday	3	0	23/Thursday	12	183	13/Monday	1068	3/Friday	2338	1720	182	1906	1890	
April	I	6/Thursday	4	0	29/Saturday	16	157	23/Sunday	847	15/Saturday	1794	1087	139	1262	1172	
	II	28/Friday	3	1	25/Tuesday	7	129	23/Sunday	941	17/Monday	1690	1061	123	1228	1119	
	I-II	5/Wednesday	2	2	15/Saturday	17	229	23/Sunday	1788	15/Saturday	3239	2148	262	2489	2290	
May	I	31/Wednesday	4	0	20/Saturday	12	182	1/Monday	921	17/Friday	1554	1107	144	1285	1166	
	II	31/Wednesday	3	2	20/Saturday	15	144	17/Wednesday	1121	2/Tuesday	1441	1116	134	1244	1267	
	I-II	17/Wednesday	3	4	20/Saturday	12	247	14/Sunday	2140	26/Friday	2909	2222	278	2529	2432	
June	I	6/Tuesday	2	0	24/Saturday	15	128	11/Sunday	970	15/Thursday	1507	1108	152	1305	1170	1260
	II	22/Tuesday	2	1	27/Tuesday	7	127	11/Sunday	1063	15/Thursday	1365	1094	143	1258	1197	1238
	I-II	6/Tuesday	1	2	1/Tuesday	13	206	11/Sunday	2033	15/Thursday	2872	2203	295	2563	2367	2498
July	I	18/Tuesday	3	1	22/Saturday	9	148	2/Sunday	958	29/Saturday	1729	1217	182	1421	1353	1399
	II	12/Wednesday	3	1	4/Tuesday	7	126	2/Sunday	1119	29/Saturday	1565	1188	178	1384	1331	1367
	I-II	4/Tuesday	3	6	15/Saturday	14	241	2/Sunday	2077	29/Saturday	3294	2406	360	2806	2684	2766
August	I	30/Wednesday	1	1	16/Wednesday	10	195	27/Sunday	1151	16/Wednesday	2039	1347	193	1551	1509	1540
	II	30/Wednesday	2	1	16/Wednesday	15	241	30/Wednesday	1229	16/Wednesday	2361	1349	181	1545	1488	1530
	I-II	22/Tuesday	3	6	16/Wednesday	15	338	30/Wednesday	2462	16/Wednesday	4400	2696	374	3096	2997	3070
September	I	21/Thursday	2	1	21/Thursday	8	129	17/Sunday	1049	29/Friday	1573	1191	145	1355	1291	1336
	II	27/Wednesday	2	1	23/Saturday	15	148	6/Wednesday	1204	21/Thursday	1473	1182	133	1316	1313	1315
	I-II	13/Wednesday	2	3	23/Saturday	15	245	10/Sunday	2325	21/Thursday	3020	2373	278	2671	2604	2651
October	I	30/Monday	3	0	7/Saturday	12	153	1/Sunday	999	27/Friday	1787	1233	135	1394	1306	
	II	25/Wednesday	3	1	27/Friday	17	121	11/Wednesday	1152	27/Friday	1606	1226	123	1356	1334	
	I-II	18/Wednesday	2	3	27/Friday	17	260	1/Sunday	2191	27/Friday	3393	2460	258	2750	2641	
November	I	28/Tuesday	3	1	1/Wednesday	9	166	12/Sunday	945	1/Wednesday	1660	1153	114	1298	1180	
	II	29/Wednesday	2	0	1/Wednesday	14	165	25/Saturday	1104	1/Wednesday	1807	1156	109	1277	1235	
	I-II	28/Tuesday	2	1	1/Wednesday	14	287	12/Sunday	2077	1/Wednesday	3467	2309	223	2575	2415	
December	I	14/Thursday	4	0	29/Friday	14	144	3/Sunday	903	23/Saturday	1710	1134	132	1295	1207	
	II	24/Sunday	4	1	29/Friday	11	141	17/Sunday	1038	29/Friday	1543	1089	113	1235	1134	
	I-II	21/Thursday	3	4	29/Friday	11	267	3/Sunday	1974	29/Friday	3236	2223	245	2529	2340	
Year	I	30.1/Monday	3	0	16.8/Wednesday	10	195	26.1/Thursday	387	16.8/Wednesday	2039	1095	136	1260	1164	1385
	II	31.1/Tuesday	2	0	16.8/Wednesday	15	241	26.1/Thursday	390	16.8/Wednesday	2361	1086	126	1227	1179	1364
	I-II	26.1/Thursday	2	0	16.8/Wednesday	15	338	26.1/Thursday	777	16.8/Wednesday	4400	2181	262	2487	2343	2749

GODIŠNJA NERAVNOMJERNOST SAOBRAĆAJNOG TOKA TRAFFIC FLOW ANNUAL VARIATION

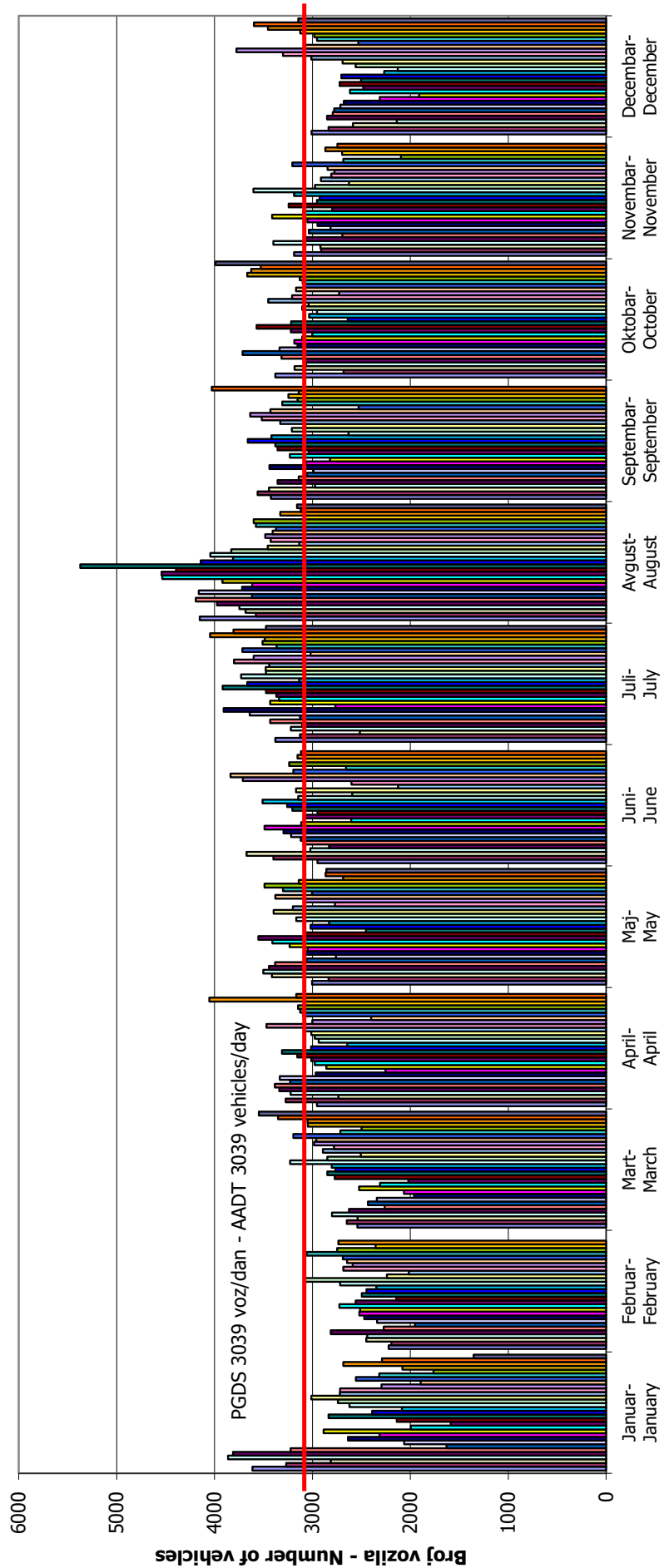
Automatski brojač broj - Automatic counter number
 Lokalitet - Location / Stacionaža - Mileage [km+m]
 Broj puta - Road number / Dionica - Section

000017
 Podbrđe / 11+596,00
 M 4 (MI-108) / Čelinac - Kotor Varoš



**DNEVNA NERAVNOMJERNOST SAOBRAĆAJNOG TOKA
 TRAFFIC FLOW DAILY VARIATION**

Automatski brojač broj - Automatic counter number 000017
 Lokalityet - Location / Stacionaža - Mileage [km+m] Podbrđe / 11+596,00
 Broj puta - Road number/ Dionica - Section M 4 (MI-108) / Čelinac - Kotor Varoš

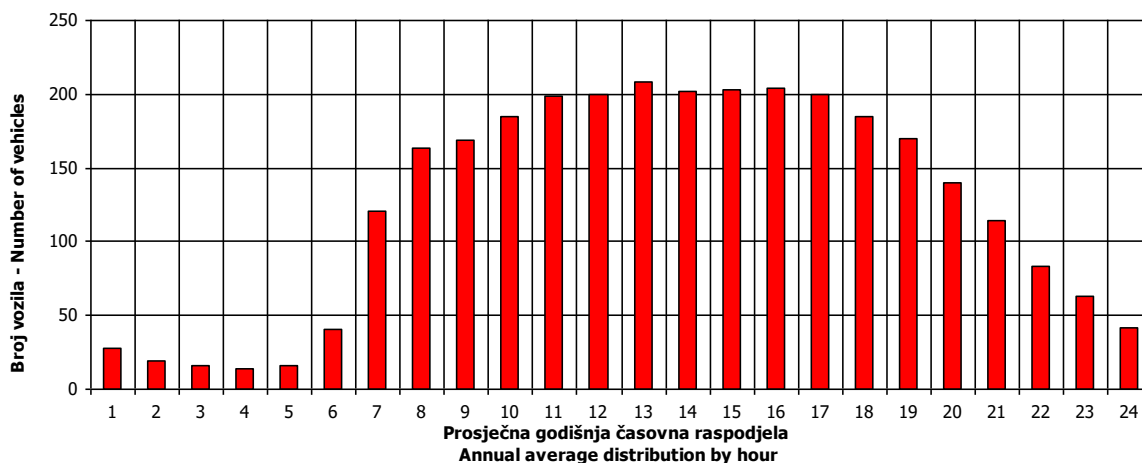


VREMENSKA RASPODJELA SAOBRAĆAJNOG TOKA TRAFFIC FLOW TIME DISTRIBUTION

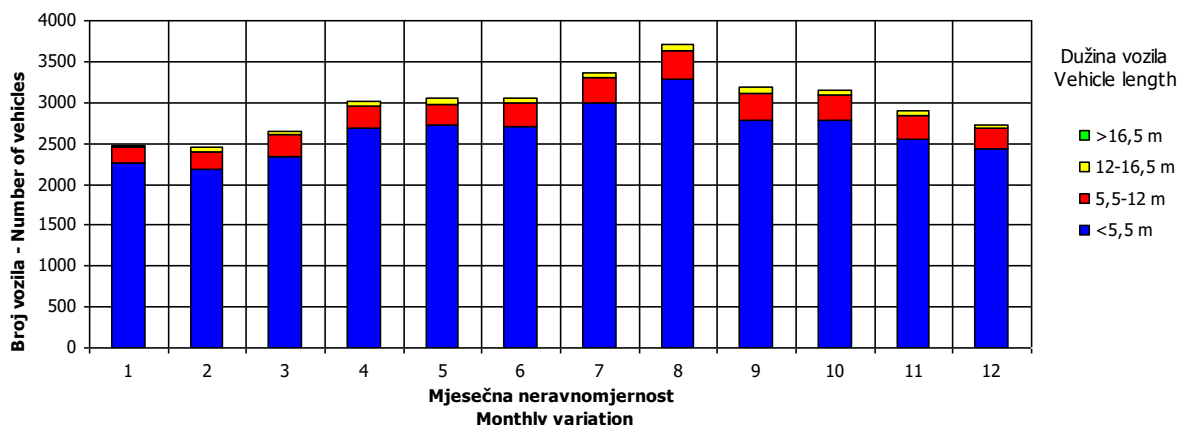
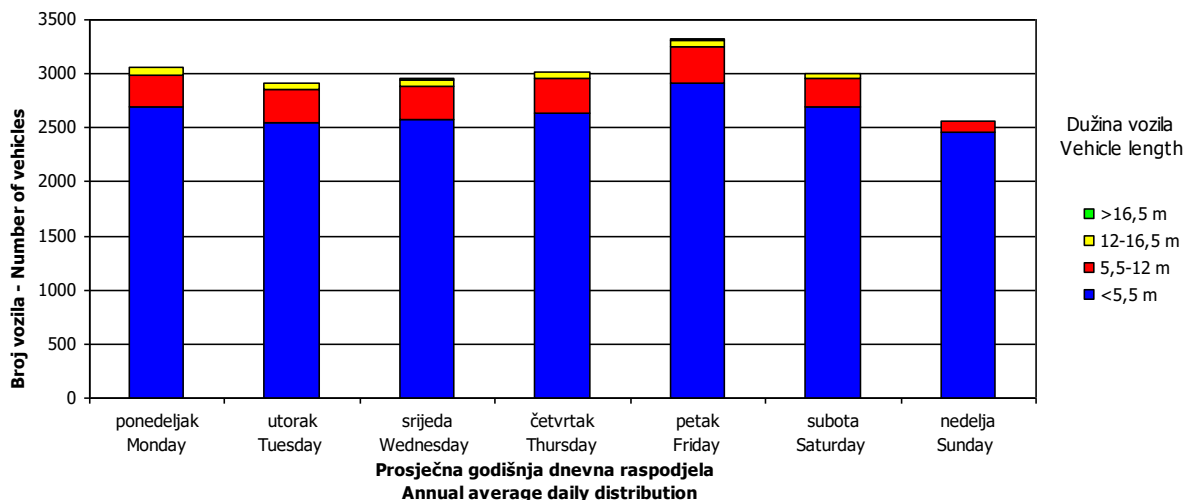
Automatski brojač broj - Automatic counter number
 Lokalizet - Location / Stacionaža - Mileage [km+m]
 Broj puta - Road number / Dionica - Section

000017
 Podbrđe / 11+596,00
 M 4 (MI-108) / Čelinac - Kotor Varoš

PGDS 3039 voz/dan AADT 3039 veh/day



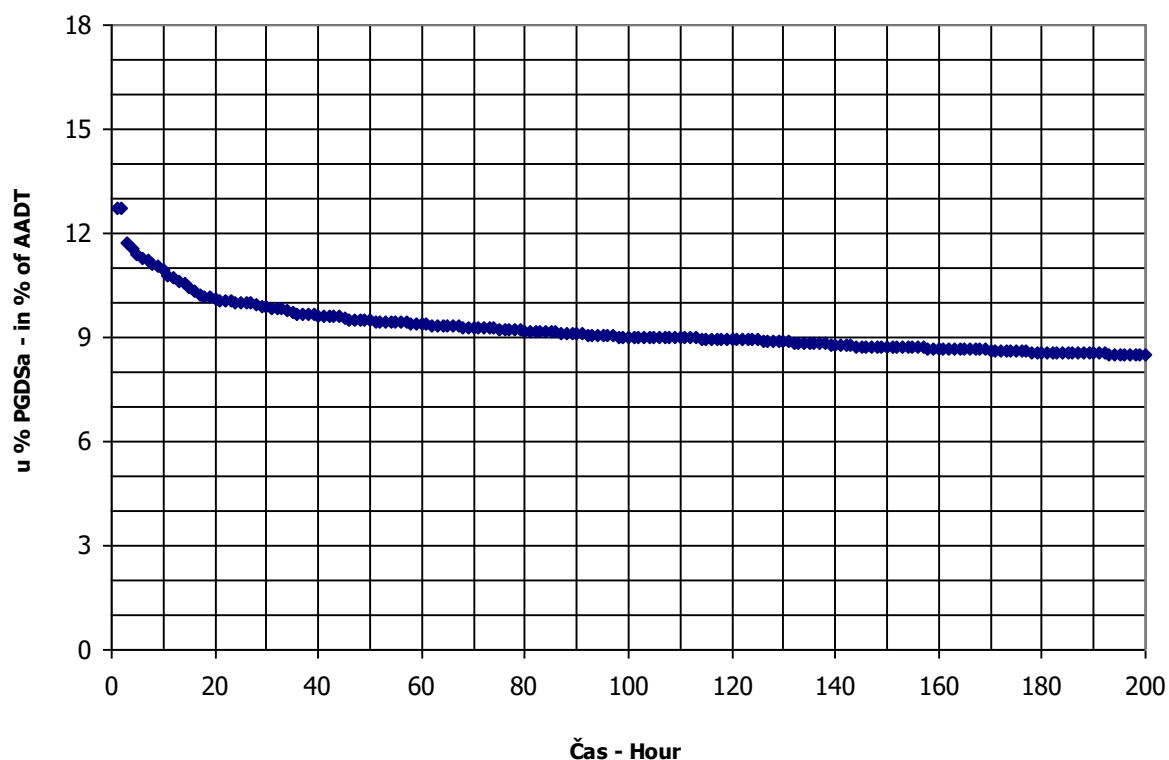
17



SATNA DISTRIBUCIJA SAOBRAĆAJNOG TOKA TRAFFIC FLOW HOURLY DISTRIBUTION

Automatski brojač broj - Automatic counter number 000017
 Lokalitet - Location / Stacionaža - Mileage [km+m] Podbrđe / 11+596,00
 Broj puta - Road number / Dionica - Section M 4 (MI-108) / Čelinac - Kotor Varoš

PGDS - AADT	3039 voz/dan - veh/day							
Čas - Hour	Maksimalni vršni sat - Maximum peak hour	10	20	30	40	50	100	200
Sat u danu - Hour of day	15	14	12	10	13	13	12	9
Sat u godini - Hour in year	5464	7311	5413	5411	7190	8630	5341	5482
Dan - Day of week	srijeda - Wednesday	srijeda - Wednesday	ponedeljak - Monday	ponedeljak - Monday	petak - Friday	utorak - Tuesday	petak - Friday	četvrtak - Thursday
Datum - Date	16	1	14	14	27	26	11	17
Mjesec - Month	Avgust - August	Novembar - November	Avgust - August	Avgust - August	Oktobar - October	Decembar - December	Avgust - August	Avgust - August
Vrijednost - Value	338	287	259	252	245	236	221	207
% - percent	13.84	11.75	10.60	10.32	10.03	9.66	9.05	8.47



BRONJE VOZILA NA MREŽI PUTEVA U REPUBLICI SRPSKOJ – 2017. GODINA
VEHICLE COUNTING ON THE ROAD NETWORK OF THE REPUBLIC OF SRPSKA – YEAR 2017

MJESEČNI BROJ VOZILA
MONTHLY NUMBER OF VEHICLES

Automatski brojač broj - Automatic counter number 000018
 Lokalitet - Location / Stacionaža - Mileage [km+m] Karanovac / 1+197,00
 Broj puta - Road number / Dionica - Section M 16 (MI-101) / Karanovac - Crna Rijeka

	Mjesec - Month											
	Januar- January	Februar- February	Mart- March	April- April	Maj- May	Juni- June	Juli- July	August- August	Septembar- September	Oktoibar- October	Novembar- November	Decembar- December
1	2030	2086	2710	4259	5390	3287	4690	6201	3948	4116	3493	2730
2	2911	2122	2899	4265	3925	4103	5447	5095	4947	3686	3251	3183
3	3339	2313	2708	4129	3766	3851	6166	4794	4382	3422	3249	3050
4	3413	2497	3138	4713	3938	3867	3988	5196	5219	3167	3837	2825
5	3621	2931	2860	4001	4028	5606	3732	5583	3661	3218	3983	2930
6	2961	2275	3239	3787	3958	3538	4037	6446	3623	3630	4110	3057
7	2140	2212	2722	3766	3905	3073	4081	7861	3671	4051	3258	3115
8	3004	2291	2624	4277	4572	3432	5001	5563	3620	4288	2951	3000
9	3475	2496	1809	3691	3384	3246	5819	4913	3955	4688	2940	2964
10	3268	2230	2079	3553	3325	4542	6565	5036	4281	3222	3171	2548
11	2868	2023	2741	3103	3795	4725	4949	5291	4677	3258	3846	2680
12	2885	2511	2598	2958	4167	5435	4703	5864	3738	3167	3772	2741
13	2895	1893	3198	3130	4274	3822	4678	6761	3493	3539	4112	2759
14	2444	2303	3015	3438	3503	3502	5279	7324	3602	3884	3153	2800
15	2891	2433	3028	3822	3830	3626	4534	5364	3823	3525	3104	2764
16	2753	2649	2975	3923	3119	3841	4887	4984	4433	3552	2977	3243
17	2654	2526	3255	4534	3111	4097	6261	4554	4133	3119	3310	2975
18	2818	2753	3664	2889	3142	4251	4665	5183	3753	3105	3836	2850
19	3221	2929	3518	3180	3418	4133	4652	5355	3645	3049	3629	2742
20	3254	2523	4020	3235	4026	3433	5090	6313	3877	3210	3523	2449
21	2975	2703	2950	3365	4164	3292	5282	7479	3661	3780	3100	2873
22	2904	2591	2883	3749	4934	3682	5849	4622	3597	3941	3138	3616
23	2395	2607	3013	3014	4184	5528	6090	4553	4110	3956	3080	4008
24	2482	2298	3065	3497	4036	4637	5815	4343	3811	3284	2991	2707
25	2621	2860	3434	3315	3658	4237	4636	4484	3682	3505	3461	2555
26	2576	3338	3063	3344	3632	4904	4377	5494	3605	3365	3209	3002
27	2023	3439	4197	3330	4590	3782	4549	5666	3375	3200	2811	2698
28	2184	3479	3291	3457	4127	3669	4997	6141	3783	4371	2983	2806
29	2779	2976	3343	3608	4617	3759	6011	3914	4042	4526	2986	3145
30	2613	0	3419	4504	2985	3974	6603	3812	4524	4316	3080	3322
31	1805	0	4570	0	3055	0	6930	3899	0	4303	0	3069
Ukupno- Total	86205	74201	96020	109865	120581	120905	160428	168164	118711	113454	100338	91184
Prosjek- Average	2781	2559	3097	3662	3890	4030	5175	5425	3957	3660	3345	2941
Godišnji prosjek (PGDS) - Annual average (AADT)												3716

BROJANJE VOZILA NA MREŽI PUTEVA U REPUBLICI SRPSKOJ – 2017. GODINA
VEHICLE COUNTING ON THE ROAD NETWORK OF THE REPUBLIC OF SRPSKA – YEAR 2017

STRUKTURA SAOBRAĆAJNOG TOKA
TRAFFIC FLOW COMPOSITION

Automatski brojač broj - Automatic counter number 000018
 Lokalitet - Location / Stacionaža - Mileage [km+m] Karanovac / 1+197,00
 Broj puta - Road number / Dionica - Section M 16 (MI-101) / Karanovac - Crna Rijeka

Mjesec - Month	Smjer - Direction	Dužina vozila - Vehicle length								Ukupno - Total
		< 5,5 m	(%)	5,5 - 12 m	(%)	12 - 16,5 m	(%)	< 16,5 m	(%)	
Januar - January	I	35684	88.3	3873	8.6	1261	2.9	68	0.1	40887
	II	40471	88.3	3580	8.6	1260	2.9	8	0.1	45319
	ukupno - total	76154	88.3	7453	8.6	2521	2.9	76	0.1	86205
Februar - February	I	31297	84.3	4226	10.9	1685	4.7	75	0.1	37283
	II	31253	84.3	3876	10.9	1783	4.7	7	0.1	36918
	ukupno - total	62549	84.3	8102	10.9	3468	4.7	83	0.1	74201
Mart - March	I	40276	83.8	5395	10.9	2495	5.2	91	0.1	48257
	II	40193	83.8	5036	10.9	2522	5.2	12	0.1	47763
	ukupno - total	80469	83.8	10431	10.9	5017	5.2	103	0.1	96020
April - April	I	46465	85.5	5601	9.9	2401	4.5	64	0.1	54531
	II	47502	85.5	5254	9.9	2524	4.5	54	0.1	55334
	ukupno - total	93967	85.5	10855	9.9	4924	4.5	118	0.1	109865
Maj - May	I	50829	84.7	5918	10.3	2604	4.4	46	0.6	59398
	II	51295	84.7	6537	10.3	2693	4.4	658	0.6	61184
	ukupno - total	102124	84.7	12455	10.3	5297	4.4	704	0.6	120581
Juni - June	I	52291	85.8	5832	9.7	2547	4.4	41	0.1	60711
	II	51441	85.8	5844	9.7	2796	4.4	114	0.1	60195
	ukupno - total	103732	85.8	11675	9.7	5343	4.4	155	0.1	120905
Juli - July	I	74052	89.3	5825	7.2	2675	3.5	46	0.0	82598
	II	69154	89.3	5665	7.2	2992	3.5	19	0.0	77830
	ukupno - total	143205	89.3	11491	7.2	5666	3.5	65	0.0	160428
Avgust - August	I	71168	89.0	6055	7.1	2866	3.8	43	0.0	80132
	II	78577	89.0	5965	7.1	3465	3.8	24	0.0	88032
	ukupno - total	149745	89.0	12020	7.1	6331	3.8	67	0.0	168164
Septembar - September	I	49107	84.2	6478	10.6	2843	5.1	58	0.1	58486
	II	50830	84.2	6156	10.6	3224	5.1	14	0.1	60224
	ukupno - total	99938	84.2	12634	10.6	6067	5.1	72	0.1	118711
Oktobar - October	I	47553	84.4	6141	10.7	2642	4.9	76	0.1	56413
	II	48207	84.4	5948	10.7	2867	4.9	18	0.1	57041
	ukupno - total	95760	84.4	12089	10.7	5510	4.9	95	0.1	113454
Novembar - November	I	40423	82.1	6097	11.9	2761	5.8	80	0.1	49360
	II	41965	82.1	5886	11.9	3103	5.8	24	0.1	50978
	ukupno - total	82388	82.1	11982	11.9	5864	5.8	104	0.1	100338
Decembar - December	I	40763	83.5	5526	11.6	2225	4.7	102	0.1	48616
	II	35417	83.5	5032	11.6	2097	4.7	21	0.1	42567
	ukupno - total	76180	83.5	10558	11.6	4322	4.7	123	0.1	91184
Ukupno (godišnje) - Total (annual)	I	579907	85.7	66968	9.9	29006	4.3	790	0.1	676672
	II	586305	85.8	64778	9.5	31325	4.6	977	0.1	683384
	ukupno - total	1166212	85.7	131746	9.7	60331	4.4	1767	0.1	1360056
Prosjek (PGDS) - Average (AADT)	I	1584	85.7	183	9.9	79	4.3	2	0.1	1849
	II	1602	85.8	177	9.5	86	4.6	3	0.1	1867
	ukupno - total	3186	85.7	360	9.7	165	4.4	5	0.1	3716

BRONJE VOZILA NA MREZI PUTEVA U REPUBLICI SRPSKOJ – 2017. GODINA
VEHICLE COUNTING ON THE ROAD NETWORK OF THE REPUBLIC OF SRPSKA – YEAR 2017

SAOBRAĆAJNI POKAZATELJI

000018
 Karanovac / 1+197,00
 M 16 (MI-101) / Karanovac - Crna Rijeka

Automatski brojač broj
 Lokalizet / Stacionaža [km+m]
 Broj puta / Dionica

Mjesec	Snjier	minimaini čas		maksimaini čas		minimaini dan		maksimaini dan		dnevni prosjek (05-21 h)	noćni prosjek (21-05 h)	projsek radnim danom	projsek vikendom	ljetni prosjek
		datum/dan	čas	voz/h	datum/dan	čas	voz/h	datum/dan	voz/dan					
Januar	I	31./utorak	2	1	178	614	6/petak	1582	106	1153	991			
	II	23./ponedeljak	2	1	191	557	8/medelja	1655	1091	1167	1273			
	I-II	23./ponedeljak	0	3	298	1171	6/petak	2993	2080	2320	2264			
Februar	I	6./ponedeljak	2	1	145	826	12/medelja	1459	1020	1145	1088			
	II	17/petak	3	1	171	956	9/četvrtak	1424	1056	1137	1221			
	I-II	21./utorak	1	6	237	1942	9/četvrtak	2667	2076	2282	2309			
Mart	I	13./ponedeljak	2	2	141	682	13/ponedeljak	1632	1067	1186	1172			
	II	14./utorak	0	0	161	823	13/ponedeljak	1643	1104	1184	1291			
	I-II	2/četvrtak	2	4	244	1505	31/petak	3073	2171	223	2370	2463		
April	I	25./utorak	2	2	207	1273	6/četvrtak	1200	1439	1593	1688			
	II	6/četvrtak	1	3	263	1200	17/ponedeljak	2676	1449	176	1590	1678		
	I-II	6/četvrtak	1	7	316	2627	6/četvrtak	4370	2888	368	3183	3366		
Maj	I	31./srijeda	3	5	245	1411	1/ponedeljak	2339	1425	182	1602	1620		
	II	20./subota	3	3	245	1411	30/utorak	2858	1500	202	1585	1990		
	I-II	18/četvrtak	1	10	368	10/srijeda	4754	2925	385	3186	3611			
Juni	I	8/četvrtak	4	1	415	550	8/četvrtak	3431	1543	230	1677	1965		
	II	8/četvrtak	3	0	423	495	25/medelja	3351	1507	241	1556	2135		
	I-II	8/četvrtak	3	2	560	1045	8/četvrtak	6640	3050	471	3232	4099		
Juli	I	3/ponedeljak	2	7	288	1752	29/subota	3694	1884	348	2101	2506		
	II	2/medelja	4	7	331	1557	8/subota	3321	1762	346	1981	2374		
	I-II	3/ponedeljak	2	19	438	3405	29/subota	6516	3645	694	4082	4880		
Avgust	I	29./utorak	2	6	261	1486	30/srijeda	2861	1816	293	2011	2388		
	II	28./ponedeljak	3	2	305	1676	31/četvrtak	3398	2023	340	2207	2812		
	I-II	31/četvrtak	1	17	478	3193	19/subota	5770	3838	633	4218	5200		
Septembar	I	27./srijeda	2	4	211	1304	18/ponedeljak	2062	1457	198	1584	1820		
	II	26./utorak	1	3	289	1368	3/medelja	2539	1525	212	1600	2060		
	I-II	27./srijeda	2	10	348	2725	20/srijeda	4407	2982	410	3184	3879		
Oktobar	I	3./utorak	2	2	238	1246	23/ponedeljak	2651	1373	177	1482	1716		
	II	29./medelja	2	1	231	1364	18/srijeda	2396	1437	160	1532	1754		
	I-II	12/četvrtak	2	6	331	2679	18/srijeda	4196	2809	337	3014	3470		
Novembar	I	14./utorak	3	2	167	1172	20/ponedeljak	1771	1263	137	1383	1448		
	II	27./ponedeljak	3	2	207	1286	29/srijeda	1979	1342	133	1406	1661		
	I-II	13./ponedeljak	3	8	289	2488	20/ponedeljak	3344	2605	269	2789	3109		
Decembar	I	25./ponedeljak	2	2	215	1041	31/medelja	2791	1323	171	1475	1534		
	II	25./ponedeljak	2	2	184	1222	10/medelja	1765	1292	138	1434	1418		
	I-II	25./ponedeljak	2	4	317	2263	23/subota	4073	2615	309	2910	2952		
Godna	I	31.1./utorak	2	1	415	550	8.6/četvrtak	3694	1386	189	1535	1664		
	II	14.3./utorak	0	0	423	495	20.8/medelja	3398	1427	190	1536	1799		
	I-II	8.6/četvrtak	3	2	560	1045	24.6/subota	6640	2812	379	3071	3463		

BROJANJE VOZILA NA MREŽI PUTEVA U REPUBLICI SRPSKOJ – 2017. GODINA
VEHICLE COUNTING ON THE ROAD NETWORK OF THE REPUBLIC OF SRPSKA – YEAR 2017

TRAFFIC PARAMETERS

000018
 Karanovac / 1+197,00
 M 16 (MI-101) / Karanovac - Crna Rijeka

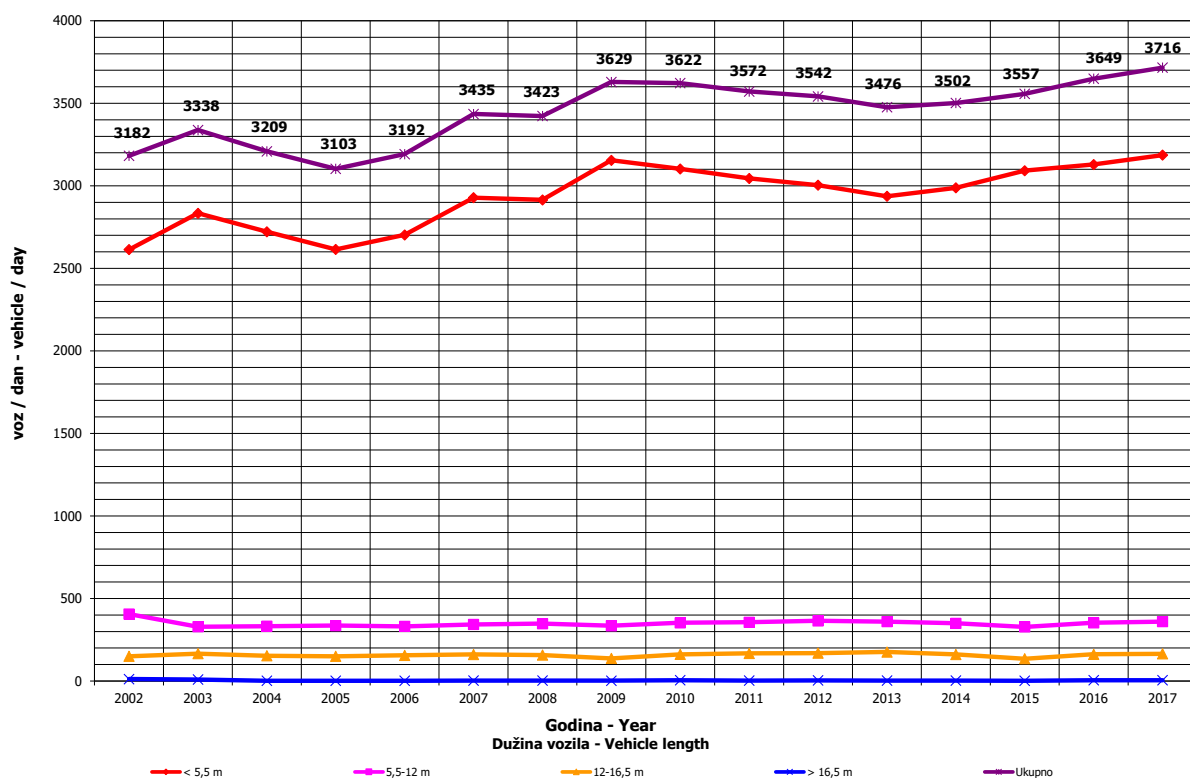
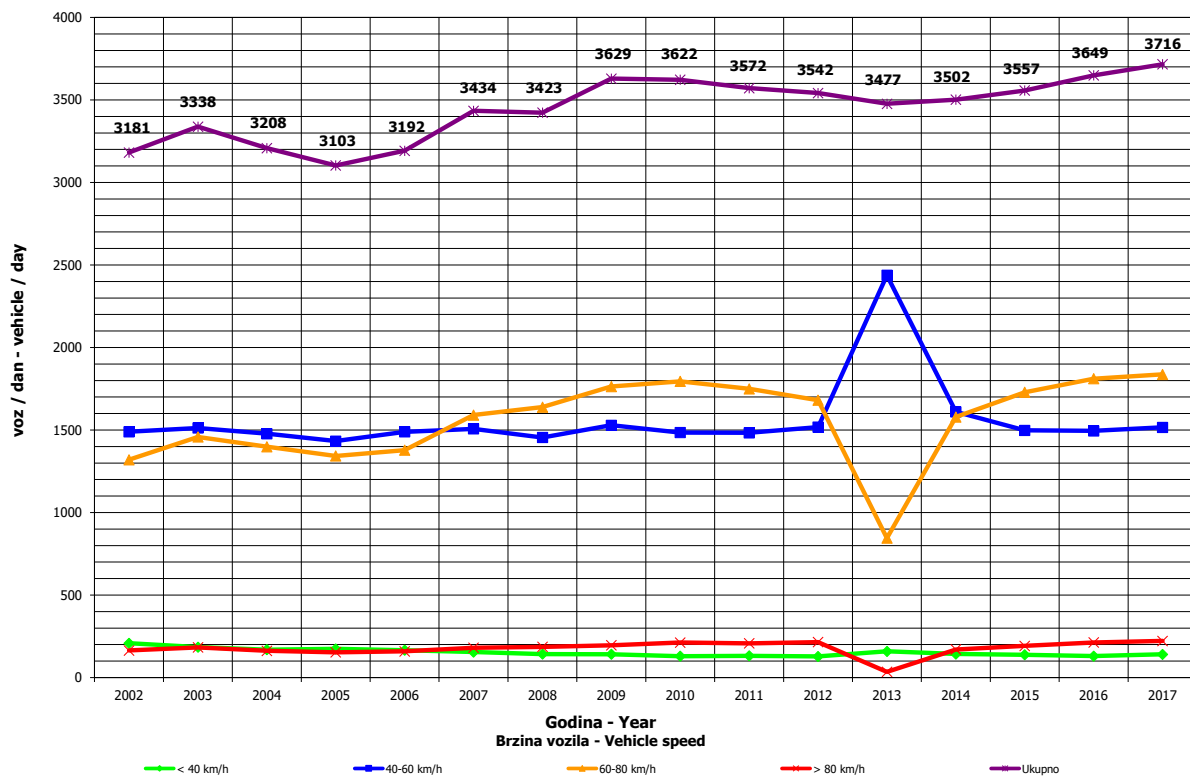
Automatic counter number
 Location / Mileage [km+m]
 Road number / Section

Month	Direction	minimum hour		maximum hour		veh/h		minimum day		maximum day		day time average (5-21 h)	night average (21-05 h)	working day average	weekend average	summer average
		date/day	hour	date/day	hour	veh/h	veh/h	date/day	veh/day	date/day	veh/day					
January	I	31/Tuesday	2	1	9/Monday	11	178	25/Wednesday	614	6/Friday	1582	989	106	1153	991	
	II	23/Monday	2	1	9/Monday	17	191	25/Wednesday	557	8/Sunday	1655	1091	114	1167	1273	
	I-II	23/Monday	0	3	6/Friday	12	298	25/Wednesday	1171	6/Friday	2993	2080	220	2320	2264	
February	I	6/Monday	2	1	27/Monday	12	145	12/Sunday	826	17/Friday	1459	1020	108	1145	1088	
	II	17/Friday	3	1	28/Tuesday	12	171	9/Thursday	956	19/Sunday	1424	1056	105	1137	1221	
	I-II	21/Tuesday	1	6	28/Tuesday	12	237	9/Thursday	1942	17/Friday	2667	2076	213	2282	2309	
March	I	13/Monday	2	2	24/Friday	13	141	13/Monday	682	31/Friday	1632	1067	115	1186	1172	
	II	14/Tuesday	0	0	26/Sunday	17	161	13/Monday	823	26/Sunday	1643	1104	108	1184	1291	
	I-II	2/Thursday	2	4	26/Sunday	12	244	13/Monday	1505	31/Friday	3073	2171	223	2370	2463	
April	I	25/Tuesday	2	2	14/Friday	16	207	6/Thursday	1273	14/Friday	2754	1439	192	1593	1688	
	II	6/Thursday	1	3	23/Sunday	19	263	13/Thursday	1200	17/Monday	2676	1449	176	1590	1678	
	I-II	6/Thursday	1	7	14/Friday	16	316	6/Thursday	2627	14/Friday	4370	2888	368	3183	3366	
May	I	31/Wednesday	1	5	5/Friday	19	200	1/Monday	1292	25/Thursday	2339	1425	183	1602	1620	
	II	20/Saturday	3	3	28/Sunday	19	245	30/Tuesday	1411	28/Sunday	2858	1500	202	1585	1990	
	I-II	18/Thursday	1	10	28/Sunday	11	368	10/Wednesday	2746	28/Sunday	4754	2925	385	3186	3611	
June	I	8/Thursday	4	1	24/Saturday	6	415	8/Thursday	550	24/Saturday	3431	1543	230	1677	1965	1773
	II	8/Thursday	3	0	24/Saturday	16	423	8/Thursday	495	25/Sunday	3351	1507	241	1556	2135	1749
	I-II	8/Thursday	3	2	24/Saturday	16	560	8/Thursday	1045	24/Saturday	6640	3050	471	3232	4099	3521
July	I	3/Monday	2	7	29/Saturday	13	288	12/Wednesday	1752	29/Saturday	3694	1884	348	2101	2506	2232
	II	2/Sunday	4	7	30/Sunday	19	331	8/Saturday	1557	30/Sunday	3321	1762	346	1981	2374	2108
	I-II	3/Monday	2	19	29/Saturday	13	438	8/Saturday	3405	29/Saturday	6516	3645	694	4082	4880	4340
August	I	29/Tuesday	2	6	13/Sunday	9	261	30/Wednesday	1486	12/Saturday	2861	1816	293	2011	2388	2109
	II	28/Monday	3	2	20/Sunday	19	305	31/Thursday	1676	20/Sunday	3398	2023	340	2207	2812	2363
	I-II	31/Thursday	1	17	13/Sunday	13	478	31/Thursday	3193	19/Saturday	5770	3838	633	4218	5200	4471
September	I	27/Wednesday	2	4	16/Saturday	13	211	18/Monday	1304	15/Friday	2062	1457	198	1584	1820	1655
	II	26/Tuesday	1	3	10/Sunday	19	289	20/Wednesday	1368	3/Sunday	2539	1525	212	1600	2060	1738
	I-II	27/Wednesday	2	10	10/Sunday	19	348	20/Wednesday	2725	3/Sunday	4407	2982	410	3184	3879	3392
October	I	3/Tuesday	2	2	28/Saturday	9	238	23/Monday	1246	28/Saturday	2651	1373	177	1482	1716	
	II	29/Sunday	2	1	8/Sunday	18	231	18/Wednesday	1364	31/Tuesday	2396	1437	160	1532	1754	
	I-II	12/Thursday	2	6	28/Saturday	2	331	18/Wednesday	2679	28/Saturday	4196	2809	337	3014	3470	
November	I	14/Tuesday	3	2	17/Friday	14	167	20/Monday	1172	17/Friday	1771	1263	137	1383	1448	
	II	27/Monday	3	2	5/Sunday	16	207	29/Wednesday	1286	5/Sunday	1979	1342	133	1406	1661	
	I-II	13/Monday	3	8	5/Sunday	16	289	20/Monday	2488	5/Sunday	3344	2605	269	2789	3109	
December	I	25/Monday	2	2	23/Saturday	16	215	31/Sunday	1041	23/Saturday	2791	1323	171	1475	1534	
	II	25/Monday	2	4	24/Sunday	12	184	31/Sunday	1222	10/Sunday	1765	1292	138	1434	1418	
	I-II	25/Monday	2	4	24/Sunday	12	317	31/Sunday	2263	23/Saturday	4073	2615	309	2910	2952	
Year	I	31.1/Tuesday	2	1	24.6/Saturday	6	415	8.6/Thursday	550	29.7/Saturday	3694	1386	189	1535	1664	1946
	II	14.3/Tuesday	0	0	24.6/Saturday	16	423	8.6/Thursday	495	20.8/Sunday	3398	1427	190	1536	1799	1993
	I-II	8.6/Thursday	3	2	24.6/Saturday	16	560	8.6/Thursday	1045	24.6/Saturday	6640	2812	379	3071	3463	3939

GODIŠNJA NERAVNOMJERNOST SAOBRAĆAJNOG TOKA TRAFFIC FLOW ANNUAL VARIATION

Automatski brojač broj - Automatic counter number
 Lokalizet - Location / Stacionaža - Mileage [km+m]
 Broj puta - Road number / Dionica - Section

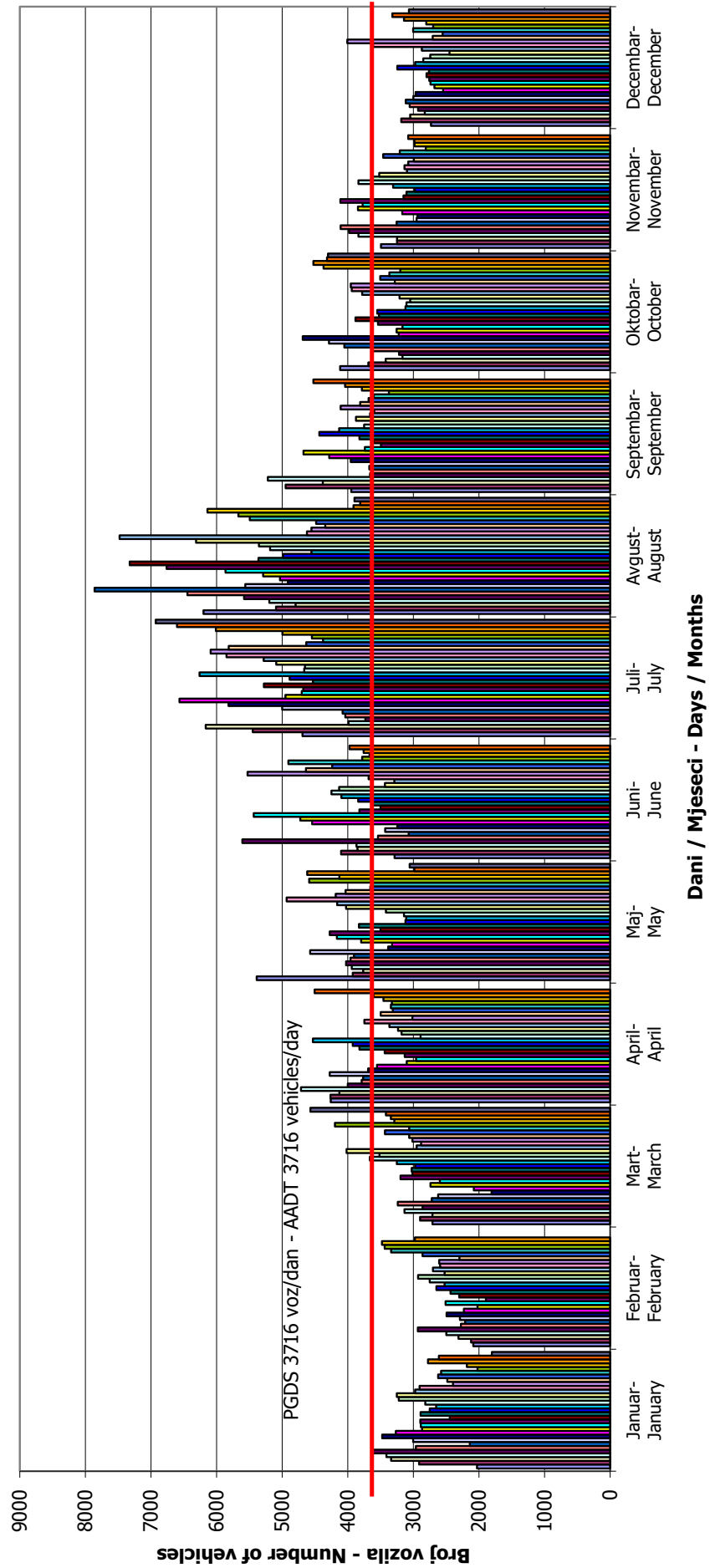
000018
 Karanovac / 1+197,00
 M 16 (MI-101) / Karanovac - Crna Rijeka



**DNEVNA NERAVNOMJERNOST SAOBRAĆAJNOG TOKA
 TRAFFIC FLOW DAILY VARIATION**

Automatski brojač broj - Automatic counter number
 Lokality - Location / Stacionaža - Mileage [km+m]
 Broj puta - Road number/ Dionica - Section

000018
 Karanovac / 1+197,00
 M 16 (MI-101) / Karanovac - Crna Rijeka

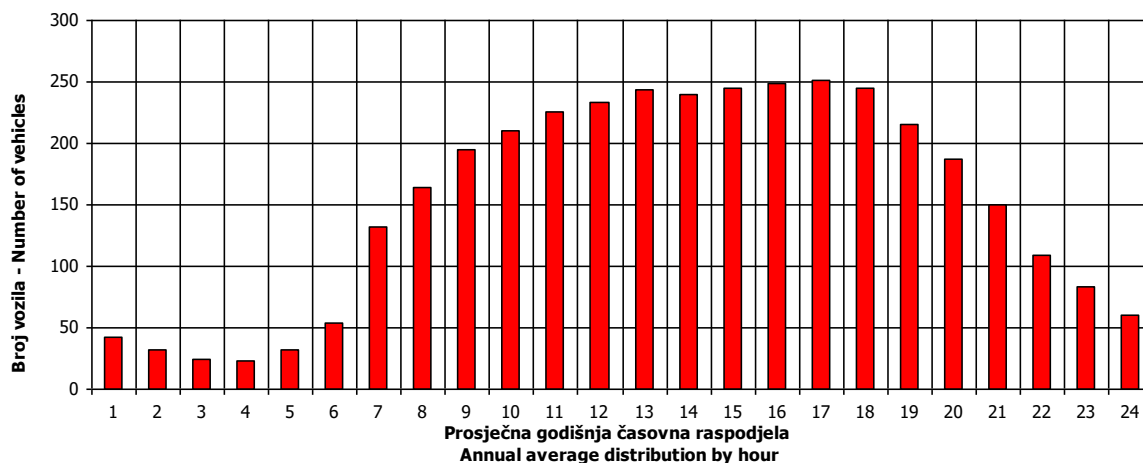


VREMENSKA RASPODJELA SAOBRAĆAJNOG TOKA TRAFFIC FLOW TIME DISTRIBUTION

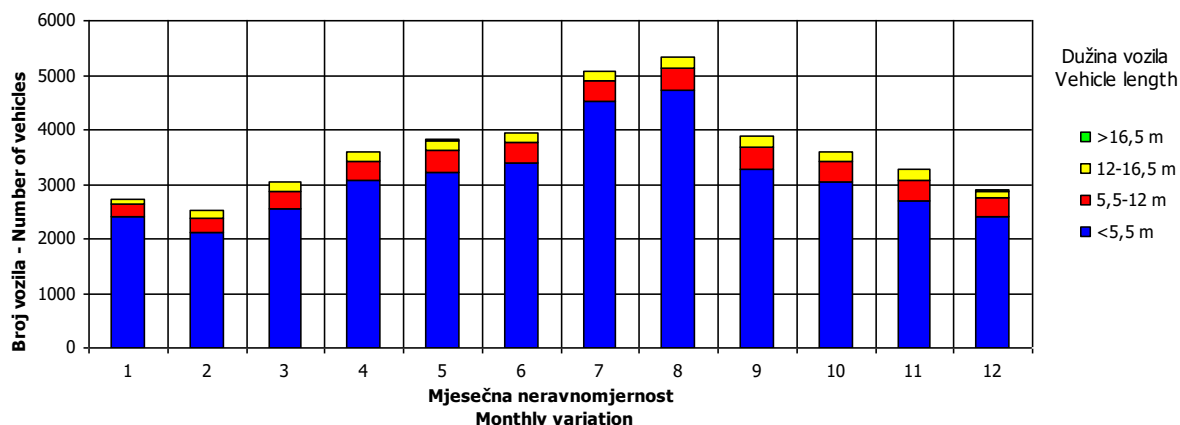
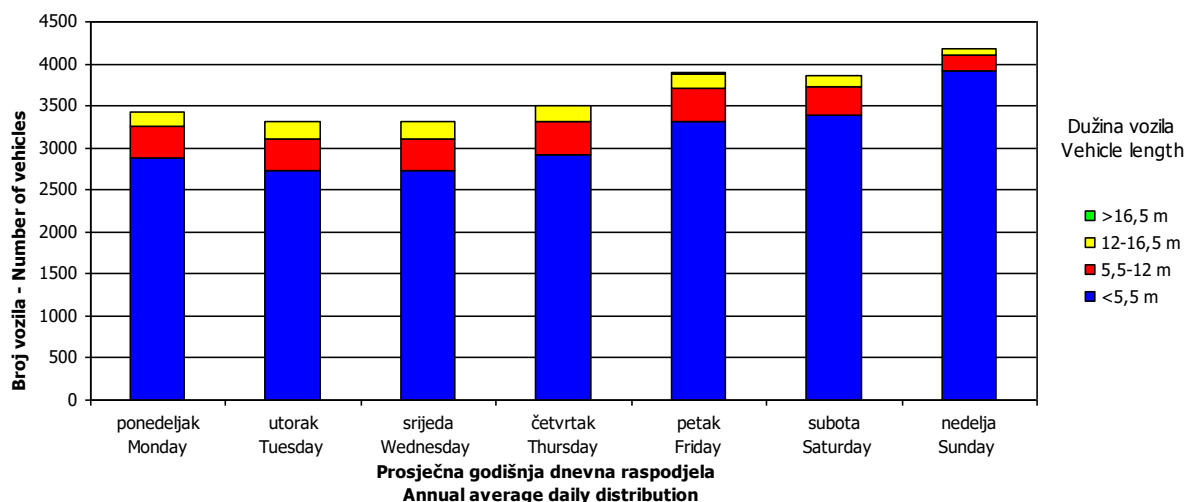
Automatski brojač broj - Automatic counter number
 Lokalizet - Location / Stacionaža - Mileage [km+m]
 Broj puta - Road number / Dionica - Section

000018
 Karanovac / 1+197,00
 M 16 (MI-101) / Karanovac - Crna Rijeka

PGDS 3716 voz/dan AADT 3716 veh/day



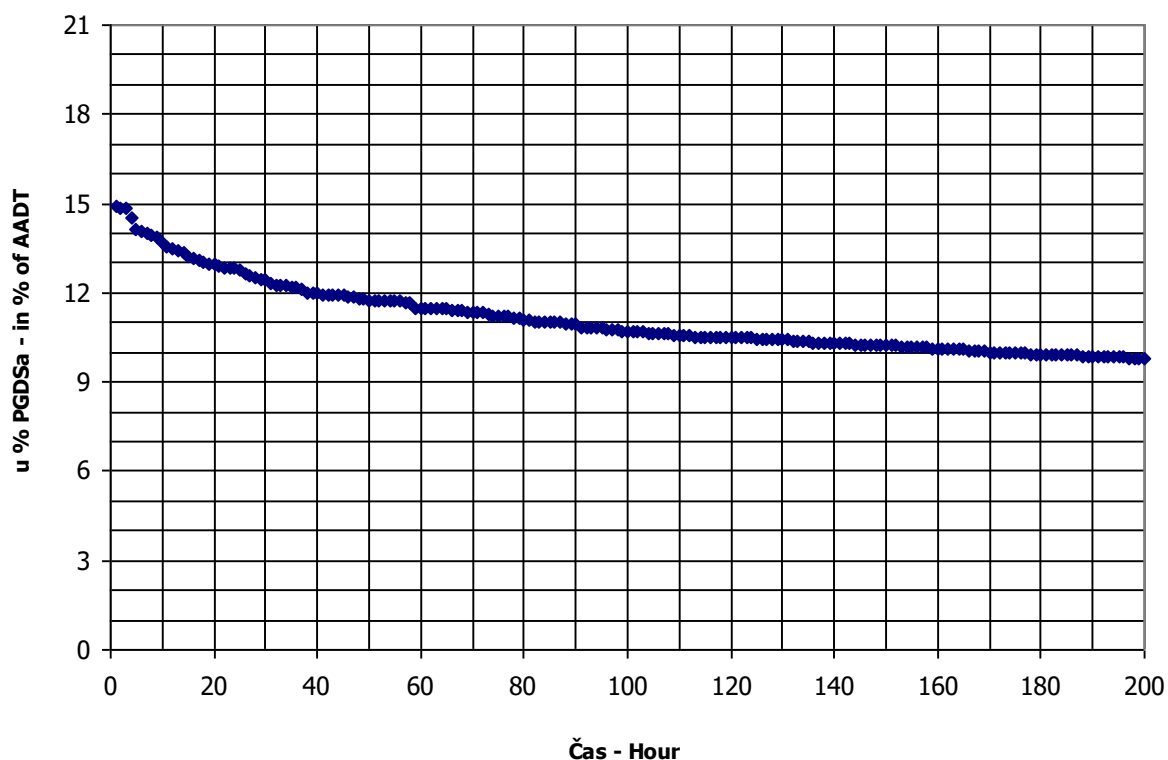
18



SATNA DISTRIBUCIJA SAOBRAĆAJNOG TOKA TRAFFIC FLOW HOURLY DISTRIBUTION

Automatski brojač broj - Automatic counter number 000018
 Lokalitet - Location / Stacionaža - Mileage [km+m] Karanovac / 1+197,00
 Broj puta - Road number / Dionica - Section M 16 (MI-101) / Karanovac - Crna Rijeka

PGDS - AADT	3716 voz/dan - veh/day							
Čas - Hour	Maksimalni vršni sat - Maximum peak hour	10	20	30	40	50	100	200
Sat u danu - Hour of day	16	7	20	11	17	18	12	14
Sat u godini - Hour in year	4193	4184	5061	5052	5082	5395	4717	5415
Dan - Day of week	subota - Saturday	subota - Saturday	nedelja - Sunday	nedelja - Sunday	ponedeljak - Monday	nedelja - Sunday	nedelja - Sunday	ponedeljak - Monday
Datum - Date	24	24	30	30	31	13	16	14
Mjesec - Month	Juni - June	Juni - June	Juli - July	Juli - July	Juli - July	Avgust - August	Juli - July	Avgust - August
Vrijednost - Value	560	426	398	388	374	359	327	301
% - percent	17.55	13.35	12.47	12.16	11.72	11.25	10.25	9.43



BROJANJE VOZILA NA MREŽI PUTEVA U REPUBLICI SRPSKOJ – 2017. GODINA
VEHICLE COUNTING ON THE ROAD NETWORK OF THE REPUBLIC OF SRPSKA – YEAR 2017

MJESEČNI BROJ VOZILA
MONTHLY NUMBER OF VEHICLES

Automatski brojač broj - Automatic counter number 000019
 Lokalitet - Location / Stacionaža - Mileage [km+m] Baljvine / 2+951,00
 Broj puta - Road number / Dionica - Section M 16 (MI-101) / Crna Rijeka - granica / border R (Ugar)

	Mjesec - Month											
	Januar- January	Februar- February	Mart- March	April- April	Maj- May	Juni- June	Juli- July	August- August	Septembar- September	Oktober- October	Novembar- November	Decembar- December
1	646	791	976	2038	1363	1487	1842	2398	1559	1284	1487	1055
2	1377	818	1089	1422	1191	1756	1757	2055	1847	1066	1332	1196
3	1500	900	1073	964	1241	1488	1769	2211	1519	1231	1236	850
4	1250	948	1265	2271	1175	1356	1565	2365	1645	1251	1434	742
5	1318	1184	995	1687	1080	1650	1467	2529	1364	1251	1212	1058
6	1115	839	924	1472	1402	1401	1574	2901	1421	1523	1177	1160
7	703	710	1045	1491	1262	1265	1594	3658	1497	1665	1095	1142
8	1070	862	1013	1745	1249	1142	1969	2366	1316	1228	1177	1092
9	993	952	658	1501	1258	1377	2123	2084	1595	1478	1171	1285
10	843	872	804	1416	1252	1710	1985	2114	1650	1098	1239	880
11	879	737	1067	1291	1503	1423	1794	2203	1567	1045	1489	799
12	959	960	816	1171	1786	1553	1694	2672	1301	1093	1157	1004
13	1012	665	870	1241	1734	1297	1648	2888	1331	1286	1119	1149
14	952	715	1186	1244	1381	1197	1959	3076	1268	1389	1050	1086
15	1004	903	1151	1461	1541	1346	2107	2379	1425	1157	1007	1089
16	980	1054	1194	1163	1273	1467	1754	2065	1742	1145	1108	1335
17	780	988	1338	1362	1270	1631	2272	2001	1359	1112	1275	449
18	952	1106	1472	1094	1230	1604	2016	1911	1236	1182	1415	394
19	986	1250	1079	1128	1445	1382	2008	2290	1289	1166	1079	767
20	894	907	1015	1165	1718	1481	1954	2393	1302	1196	1086	1058
21	990	846	1116	1266	1662	1518	2126	2299	1311	1522	1114	1462
22	1145	993	1159	1509	1547	1863	2465	1851	1312	1380	1132	1952
23	833	997	1332	1022	1693	3106	2742	1776	1732	1052	1310	1862
24	836	1076	1752	1092	1513	2004	2662	1814	1255	1170	1085	804
25	928	1130	2149	1190	1313	1722	2080	1789	1148	1452	1291	652
26	959	1355	1566	1241	1328	2040	2030	2067	1236	1305	926	1960
27	780	969	1086	1263	1676	1524	1975	2000	1235	1255	821	822
28	755	927	1179	1529	1337	1451	2130	1893	1286	1868	1044	1188
29	903	976	1301	1817	1277	1485	2639	1559	1330	1783	1012	1849
30	824		1413	1372	1171	1582	3118	1619	1629	1478	1089	2023
31	714		1967		1305		2932	1518		1912		630
Ukupno- Total	29776	27313	36992	41638	43215	47364	63970	69002	42725	40949	35130	34693
Prosjek- Average	961	942	1193	1388	1394	1579	2064	2226	1424	1321	1171	1119
Godišnji prosjek (PGDS) - Annual average (AADT)												1401

BROJANJE VOZILA NA MREŽI PUTEVA U REPUBLICI SRPSKOJ – 2017. GODINA
VEHICLE COUNTING ON THE ROAD NETWORK OF THE REPUBLIC OF SRPSKA – YEAR 2017

STRUKTURA SAOBRAĆAJNOG TOKA
TRAFFIC FLOW COMPOSITION

Automatski brojač broj - Automatic counter number 000019
 Lokalizet - Location / Stacionaža - Mileage [km+m] Baljvine / 2+951,00
 Broj puta - Road number / Dionica - Section M 16 (MI-101) / Crna Rijeka - granica / border RS (Ugar)

Mjesec - Month	Smjer - Direction	Dužina vozila - Vehicle length								Ukupno - Total
		< 5,5 m	(%)	5,5 - 12 m	(%)	12 - 16,5 m	(%)	< 16,5 m	(%)	
Januar - January	I	10358	77.7	1916	14.4	953	7.1	110	0.8	13337
	II	13295	80.9	1881	11.4	1172	7.1	91	0.6	16438
	ukupno - total	23652	79.4	3797	12.8	2124	7.1	202	0.7	29776
Februar - February	I	10114	73.6	2121	15.4	1374	10.0	126	0.9	13735
	II	9869	72.7	2037	15.0	1567	11.5	104	0.8	13577
	ukupno - total	19983	73.2	4158	15.2	2941	10.8	230	0.8	27313
Mart - March	I	14979	75.3	2753	13.8	1989	10.0	174	0.9	19896
	II	11918	69.7	2752	16.1	2331	13.6	95	0.6	17096
	ukupno - total	26897	72.7	5505	14.9	4321	11.7	269	0.7	36992
April - April	I	15935	76.7	2767	13.3	1946	9.4	121	0.6	20769
	II	15971	76.5	2699	12.9	2093	10.0	106	0.5	20870
	ukupno - total	31906	76.6	5466	13.1	4039	9.7	227	0.5	41638
Maj - May	I	16058	74.7	3307	15.4	2006	9.3	124	0.6	21496
	II	16139	74.3	3162	14.6	2322	10.7	96	0.4	21718
	ukupno - total	32197	74.5	6469	15.0	4328	10.0	220	0.5	43215
Juni - June	I	19048	78.5	3177	13.1	1948	8.0	98	0.4	24271
	II	17736	76.8	3107	13.5	2178	9.4	72	0.3	23094
	ukupno - total	36785	77.7	6284	13.3	4126	8.7	170	0.4	47364
Juli - July	I	29078	84.7	3074	9.0	2082	6.1	108	0.3	34342
	II	24283	82.0	2887	9.7	2401	8.1	56	0.2	29628
	ukupno - total	53361	83.4	5961	9.3	4483	7.0	165	0.3	63970
Avgust - August	I	27068	83.7	3020	9.3	2165	6.7	89	0.3	32342
	II	30890	84.3	2989	8.2	2720	7.4	62	0.2	36660
	ukupno - total	57958	84.0	6008	8.7	4885	7.1	151	0.2	69002
Septembar - September	I	15749	75.4	3004	14.4	2042	9.8	101	0.5	20896
	II	16403	75.1	3015	13.8	2361	10.8	49	0.2	21829
	ukupno - total	32153	75.3	6019	14.1	4404	10.3	150	0.4	42725
Oktobar - October	I	15883	76.9	2885	14.0	1764	8.5	126	0.6	20658
	II	15411	76.0	2790	13.8	1999	9.9	90	0.4	20291
	ukupno - total	31294	76.4	5675	13.9	3763	9.2	217	0.5	40949
Novembar - November	I	12060	71.1	2910	17.1	1902	11.2	100	0.6	16973
	II	12907	71.1	2873	15.8	2301	12.7	76	0.4	18157
	ukupno - total	24967	71.1	5783	16.5	4203	12.0	176	0.5	35130
Decembar - December	I	15465	79.3	2413	12.4	1520	7.8	102	0.5	19500
	II	11181	73.6	2304	15.2	1641	10.8	68	0.4	15194
	ukupno - total	26646	76.8	4717	13.6	3161	9.1	170	0.5	34693
Ukupno (godišnje) - Total (annual)	I	201795	78.2	33346	12.9	21692	8.4	1381	0.5	258214
	II	196004	77.0	32496	12.8	25086	9.9	965	0.4	254552
	ukupno - total	397800	77.6	65842	12.8	46778	9.1	2346	0.5	512766
Prosjek (PGDS) - Average (AADT)	I	551	78.2	91	12.9	59	8.4	4	0.5	706
	II	536	77.0	89	12.8	69	9.9	3	0.4	695
	ukupno - total	1087	77.6	180	12.8	128	9.1	6	0.5	1401

BROJANJE VOZILA NA MREŽI PUTEVA U REPUBLICI SRPSKOJ – 2017. GODINA
VEHICLE COUNTING ON THE ROAD NETWORK OF THE REPUBLIC OF SRPSKA – YEAR 2017

SAOBRAĆAJNI POKAZATELJI

Automatski brojač broj
 Lokaliteta / Stacionaža [km+m]
 Broj puta / Dionica

000019

Baljvine / 2+951,00
 M 16 (MI-101) / Crna Rijeka - granica / border RS (Ugar)

Mjesec	Smjer	minimalni čas		maksimalni čas		minimalni dan		maksimalni dan		dnevni prosjek (05-21 h)	noćni prosjek (21-05 h)	prosjek radnim danom	prosjek vikendom	ljetni prosjek
		datum/dan	čas	voz/h	datum/dan	čas	voz/dan	datum/dan	voz/dan					
Januar	I	31/utorak	4	0	28/subota	11	61	1/nedjelja	152	457	292	366	265	
	II	28/subota	3	0	7/subota	12	92	25/srijeda	205	667	363	388	420	
Februar	I-II	28/subota	3	1	6/petak	13	108	1/nedjelja	440	1010	656	753	685	
	I	15/srijeda	1	0	24/petak	15	54	12/nedjelja	197	570	349	418	346	
	II	27/ponedjeljak	3	0	12/nedjelja	10	49	4/subota	333	495	364	413	390	
	I-II	1/nedjelja	4	1	22/srijeda	16	84	12/nedjelja	592	1041	713	830	736	
Mart	I	31/petak	1	0	24/petak	14	71	13/ponedjeljak	237	675	388	460	381	
	II	30/četvrtak	3	0	5/nedjelja	15	59	6/ponedjeljak	320	551	399	477	455	419
	I-II	1/srijeda	5	0	24/petak	15	114	13/ponedjeljak	562	1226	787	99	800	
	I	30/nedjelja	3	1	14/petak	17	103	9/nedjelja	374	1405	541	95	664	594
April	II	1/subota	4	0	17/ponedjeljak	14	110	1/subota	433	1398	542	70	647	560
	I-II	24/ponedjeljak	4	4	14/petak	17	158	9/nedjelja	810	1970	1083	165	1311	1154
	I	1/ponedjeljak	1	0	27/subota	20	116	7/nedjelja	359	1083	471	85	581	493
	II	11/četvrtak	3	0	27/subota	12	84	13/subota	498	925	514	71	561	645
Maj	I-II	18/četvrtak	3	3	27/subota	20	140	7/nedjelja	879	1699	985	156	1143	1138
	I	5/ponedjeljak	3	1	23/petak	17	107	4/nedjelja	423	1457	547	111	700	573
	II	8/četvrtak	11	0	25/nedjelja	18	133	10/subota	455	1437	530	83	583	673
	I-II	1/četvrtak	3	3	23/petak	21	193	11/nedjelja	962	2051	1077	194	1284	1246
Juli	I	3/ponedjeljak	1	3	8/subota	17	135	3/ponedjeljak	591	1505	782	911	1107	974
	II	18/utorak	4	2	30/nedjelja	19	115	14/petak	491	1452	694	132	783	916
	I-II	2/nedjelja	2	10	8/subota	17	190	3/ponedjeljak	1230	2625	1476	324	1694	2024
	I	31/četvrtak	1	4	5/subota	17	109	27/nedjelja	578	1582	720	165	837	1022
Avgust	II	30/srijeda	3	2	12/subota	18	136	31/četvrtak	734	1461	892	153	965	1277
	I-II	30/srijeda	3	6	5/subota	14	210	31/četvrtak	1369	2662	1612	318	1802	2299
	I	30/subota	22	0	1/petak	16	66	27/srijeda	65	812	341	62	388	439
	II	30/subota	23	0	17/nedjelja	17	81	26/utorak	67	910	388	57	395	562
Septembar	I-II	30/subota	23	0	6/srijeda	13	125	26/utorak	133	1632	729	119	783	1001
	I	11/srijeda	23	0	28/subota	13	136	7/subota	52	1663	453	78	506	593
	II	11/srijeda	23	0	31/utorak	14	115	3/utorak	51	1417	429	53	497	446
	I-II	11/srijeda	23	0	29/nedjelja	15	174	7/subota	104	2260	882	131	1003	1039
Novembar	I	26/nedjelja	3	0	8/srijeda	14	81	19/nedjelja	293	807	448	65	536	452
	II	26/nedjelja	5	0	5/nedjelja	15	103	18/subota	388	997	485	54	532	568
	I-II	19/nedjelja	3	2	5/nedjelja	14	152	19/nedjelja	786	1666	933	119	1068	1009
	I	31/nedjelja	23	0	23/subota	16	109	31/nedjelja	282	1619	461	80	534	555
Decembar	II	31/nedjelja	22	0	26/utorak	13	71	25/ponedjeljak	270	639	410	49	479	416
	I-II	31/nedjelja	22	2	23/subota	15	131	25/ponedjeljak	597	1999	871	129	1013	972
	I	31/utorak	4	0	28.10/subota	13	136	7.10/subota	52	1663	484	89	576	569
	II	28.1/subota	3	0	12.8/subota	18	136	3.10/utorak	51	1461	502	71	560	602
Godina	I-II	1.3/srijeda	5	0	5.8/subota	14	210	7.10/subota	104	2862	986	160	1136	1171
														1469

BROJANJE VOZILA NA MREŽI PUTEVA U REPUBLICI SRPSKOJ – 2017. GODINA
VEHICLE COUNTING ON THE ROAD NETWORK OF THE REPUBLIC OF SRPSKA – YEAR 2017

TRAFFIC PARAMETERS

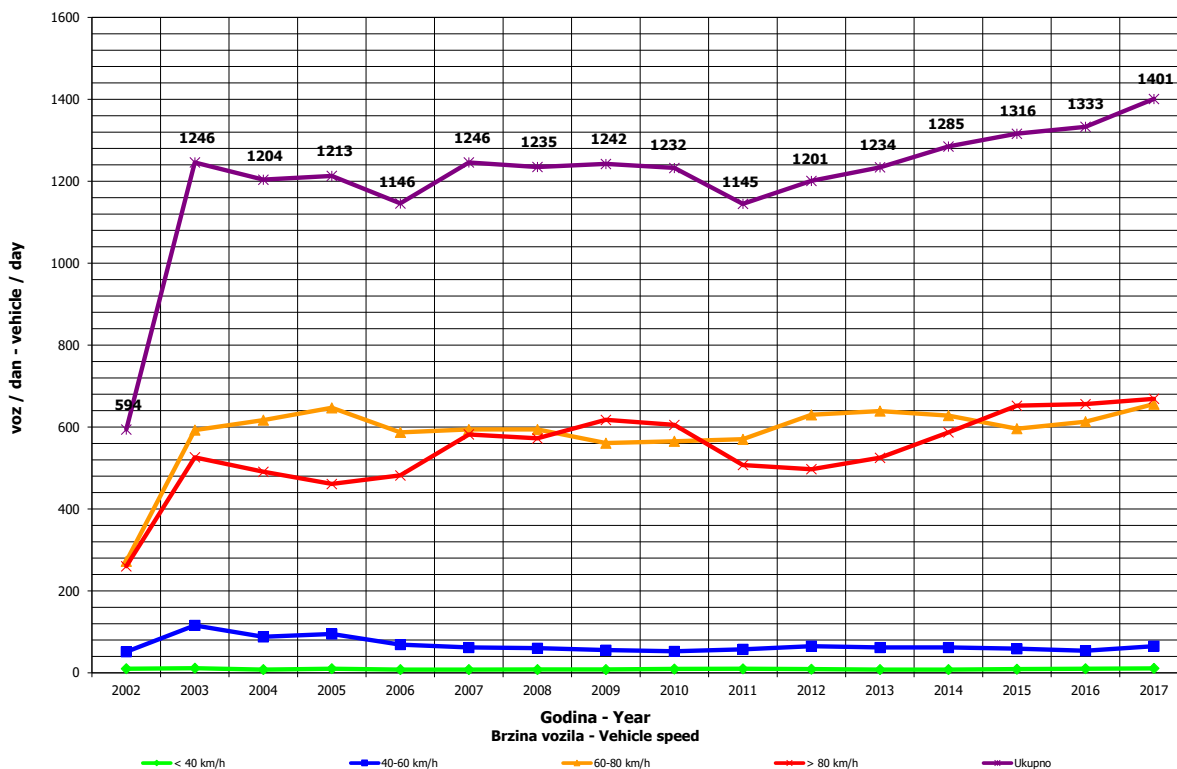
Automatic counter number 000019
 Location / Mileage [km+m] Baljvine / 2+951,00
 Road number / Section M 16 (MI-101) / Crna Rijeka - granica / border RS (Ugar)

Month	Direction	minimum hour		maximum hour		veh/h		veh/day		veh/day		day time average (5-21 h)	night average (21-05 h)	working day average	weekend average	summer average
		date/day	hour	date/day	hour	veh/h	veh/day	date/day	veh/day							
January	I	31/Tuesday	4	0	28/Saturday	11	61	152	1/Sunday	457	292	37	366	265		
	II	28/Saturday	3	0	7/Saturday	12	92	205	25/Wednesday	667	363	36	388	420		
	I-II	28/Saturday	3	1	6/Friday	13	108	440	1/Sunday	1010	656	73	753	685		
February	I	15/Wednesday	1	0	24/Friday	15	54	197	12/Sunday	570	349	48	418	346		
	II	27/Monday	3	0	12/Sunday	10	49	333	4/Saturday	495	364	42	413	390		
	I-II	12/Sunday	4	1	22/Wednesday	16	84	592	12/Sunday	1041	713	90	830	736		
March	I	31/Friday	1	0	24/Friday	14	71	237	13/Monday	675	388	52	460	381		
	II	30/Thursday	3	0	5/Sunday	15	59	320	6/Monday	551	399	47	455	419		
	I-II	1/Wednesday	5	0	24/Friday	15	114	562	13/Monday	1226	787	99	915	800		
April	I	30/Sunday	3	1	14/Friday	17	103	374	9/Sunday	1405	541	95	664	594		
	II	1/Saturday	4	0	17/Monday	14	110	433	1/Sunday	1398	542	70	647	560		
	I-II	24/Monday	4	4	14/Friday	17	158	810	9/Sunday	1970	1083	165	1311	1154		
May	I	1/Monday	1	0	27/Saturday	20	116	359	7/Sunday	1083	471	85	581	493		
	II	11/Thursday	3	0	27/Saturday	12	84	498	13/Saturday	925	514	71	561	645		
	I-II	18/Thursday	3	3	27/Saturday	20	140	879	7/Sunday	1699	985	156	1143	1138		
June	I	5/Monday	3	1	23/Friday	17	107	423	4/Sunday	1457	547	111	700	573	658	
	II	8/Thursday	11	0	25/Sunday	18	133	455	10/Saturday	1437	530	83	583	673	613	
	I-II	1/Thursday	3	3	23/Friday	21	193	962	11/Sunday	2051	1077	194	1284	1246	1271	
July	I	3/Monday	1	3	8/Saturday	17	135	591	3/Monday	1505	782	192	911	1107	974	
	II	18/Tuesday	4	2	30/Sunday	19	115	491	14/Friday	1452	694	132	783	916	826	
	I-II	2/Sunday	2	10	8/Saturday	17	190	1230	3/Monday	2625	1476	324	1694	2024	1800	
August	I	31/Thursday	1	4	5/Saturday	17	109	578	27/Sunday	1582	720	165	837	1022	885	
	II	30/Wednesday	3	2	12/Saturday	18	136	734	31/Thursday	1461	892	153	965	1277	1045	
	I-II	30/Wednesday	3	6	5/Saturday	14	210	1369	31/Thursday	2862	1612	318	1802	2299	1930	
September	I	30/Saturday	22	0	1/Friday	16	66	65	27/Wednesday	812	341	62	388	439	403	
	II	30/Saturday	23	0	17/Sunday	17	81	67	26/Tuesday	910	388	57	395	562	445	
	I-II	30/Saturday	21	0	6/Wednesday	13	125	133	26/Tuesday	1632	729	119	783	1001	848	
October	I	11/Wednesday	23	0	28/Saturday	13	136	52	7/Saturday	1663	453	78	506	593		
	II	11/Wednesday	23	0	31/Tuesday	14	115	51	3/Tuesday	1417	429	53	497	446		
	I-II	11/Wednesday	23	0	29/Sunday	15	174	104	7/Saturday	2260	882	131	1003	1039		
November	I	26/Sunday	3	0	8/Wednesday	14	81	293	19/Sunday	807	448	65	536	452		
	II	26/Sunday	5	0	5/Sunday	15	103	388	18/Saturday	997	485	54	532	558		
	I-II	19/Sunday	3	2	5/Sunday	14	152	786	19/Sunday	1666	933	119	1068	1009		
December	I	31/Sunday	22	0	23/Saturday	16	109	282	31/Sunday	1619	461	80	534	555		
	II	31/Sunday	22	2	26/Tuesday	13	71	250	25/Monday	639	410	49	479	416		
	I-II	31/Sunday	22	2	23/Saturday	15	131	597	25/Monday	1999	871	129	1013	972		
Year	I	31.1/Tuesday	4	0	28.10/Saturday	13	136	52	7.10/Saturday	1663	484	89	576	569	733	
	II	28.1/Saturday	3	0	12.8/Saturday	18	136	51	3.10/Tuesday	1461	502	71	560	602	736	
	I-II	1.3/Wednesday	5	0	5.8/Saturday	14	210	104	7.10/Saturday	2862	986	160	1136	1171	1469	

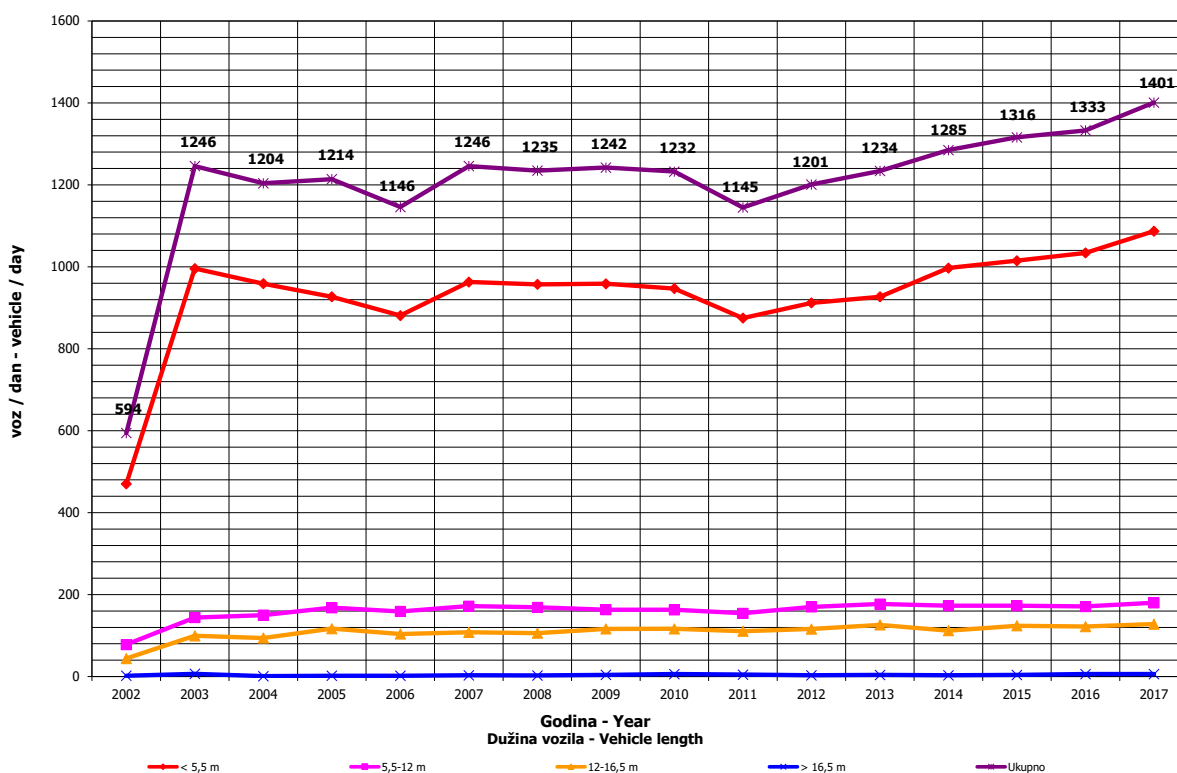
GODIŠNJA NERAVNOMJERNOST SAOBRAĆAJNOG TOKA TRAFFIC FLOW ANNUAL VARIATION

Automatski brojač broj - Automatic counter number
 Lokalizet - Location / Stacionaža - Mileage [km+m]
 Broj puta - Road number / Dionica - Section

000019
 Baljvine / 2+951,00
 M 16 (MI-101) / Crna Rijeka - granica / border
 RS (Ugar)



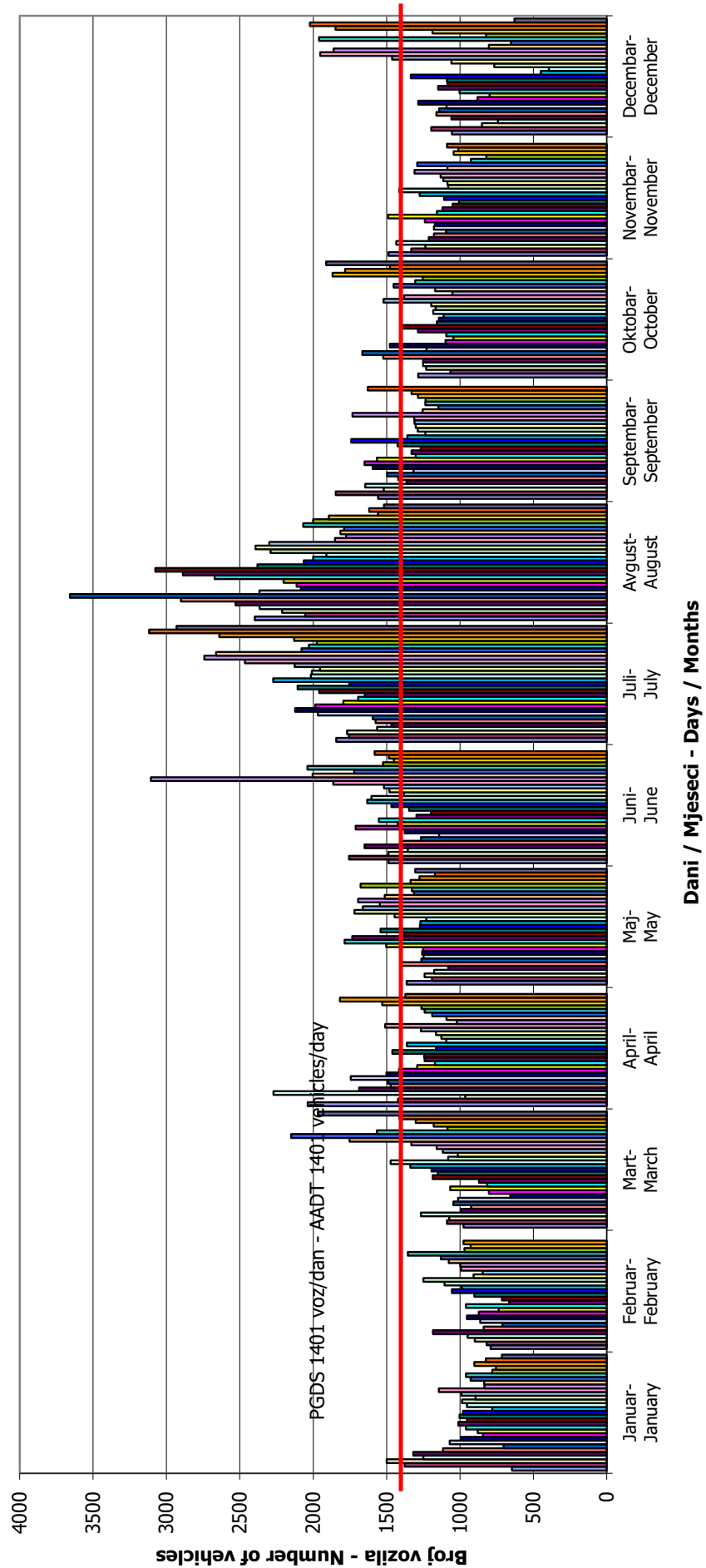
19



**DNEVNA NERAVNOMJERNOST SAOBRAĆAJNOG TOKA
 TRAFFIC FLOW DAILY VARIATION**

000019
 Bajvine / 2+951,00
 M 16 (MI-101) / Crna Rijeka - granica / border RS (Ugar)

Automatski brojač broj - Automatic counter number
 Lokalityet - Location / Stacionaža - Mileage [km+m]
 Broj puta - Road number/ Dionica - Section

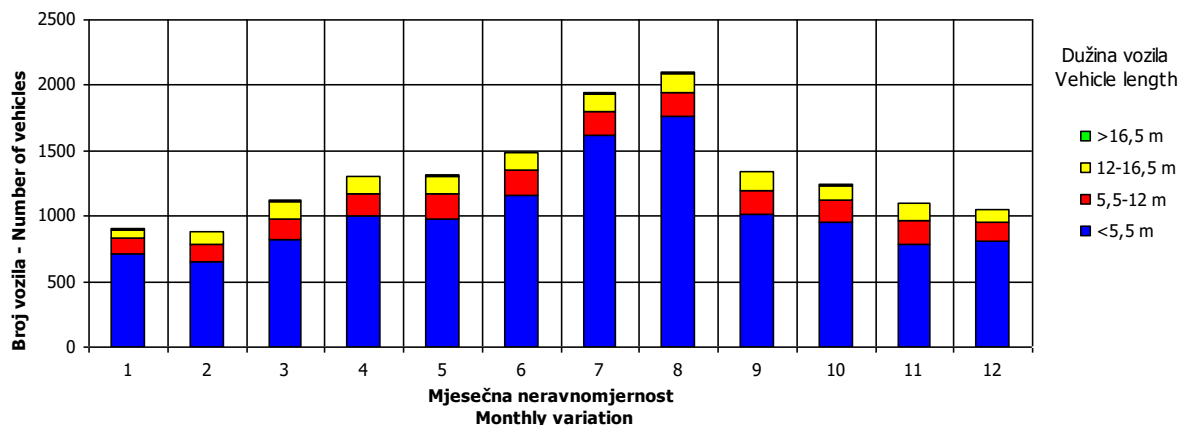
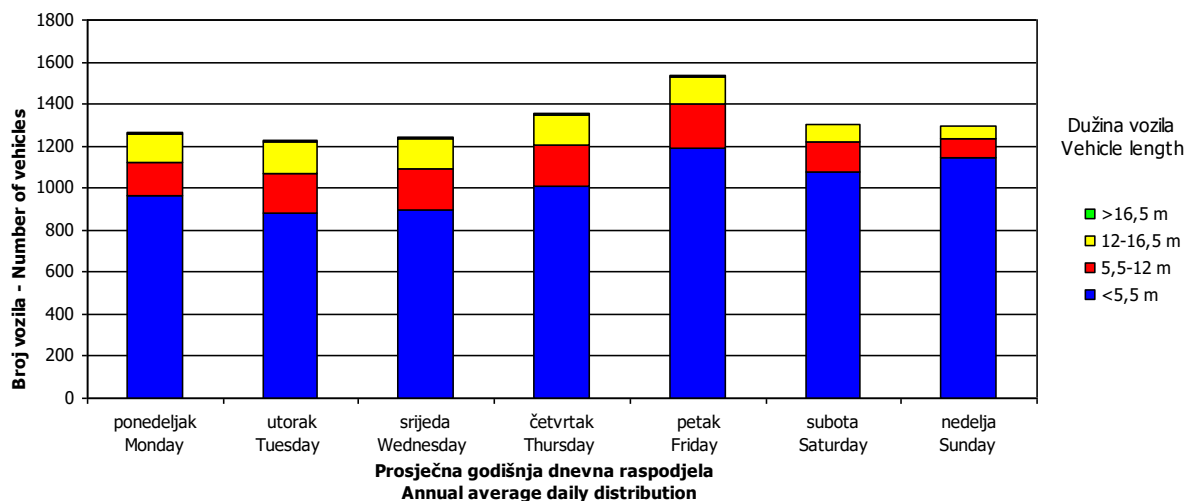
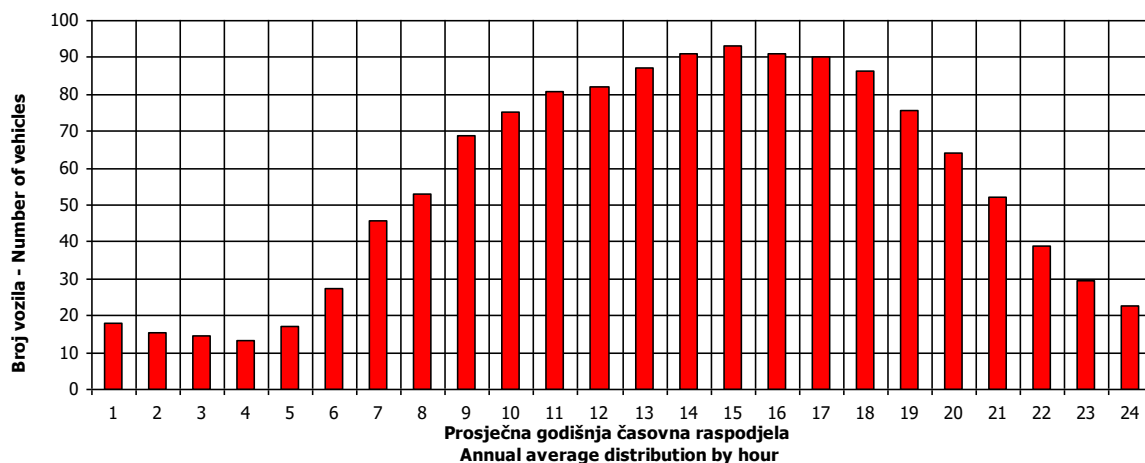


VREMENSKA RASPODJELA SAOBRAĆAJNOG TOKA TRAFFIC FLOW TIME DISTRIBUTION

Automatski brojač broj - Automatic counter number
 Lokalitet - Location / Stacionaža - Mileage [km+m]
 Broj puta - Road number / Dionica - Section

000019
 Baljvine / 2+951,00
 M 16 (MI-101) / Crna Rijeka - granica / border
 RS (Ugar)

PGDS 1401 voz/dan AADT 1401 veh/day



SATNA DISTRIBUCIJA SAOBRAĆAJNOG TOKA TRAFFIC FLOW HOURLY DISTRIBUTION

Automatski brojač broj - Automatic counter number

000019

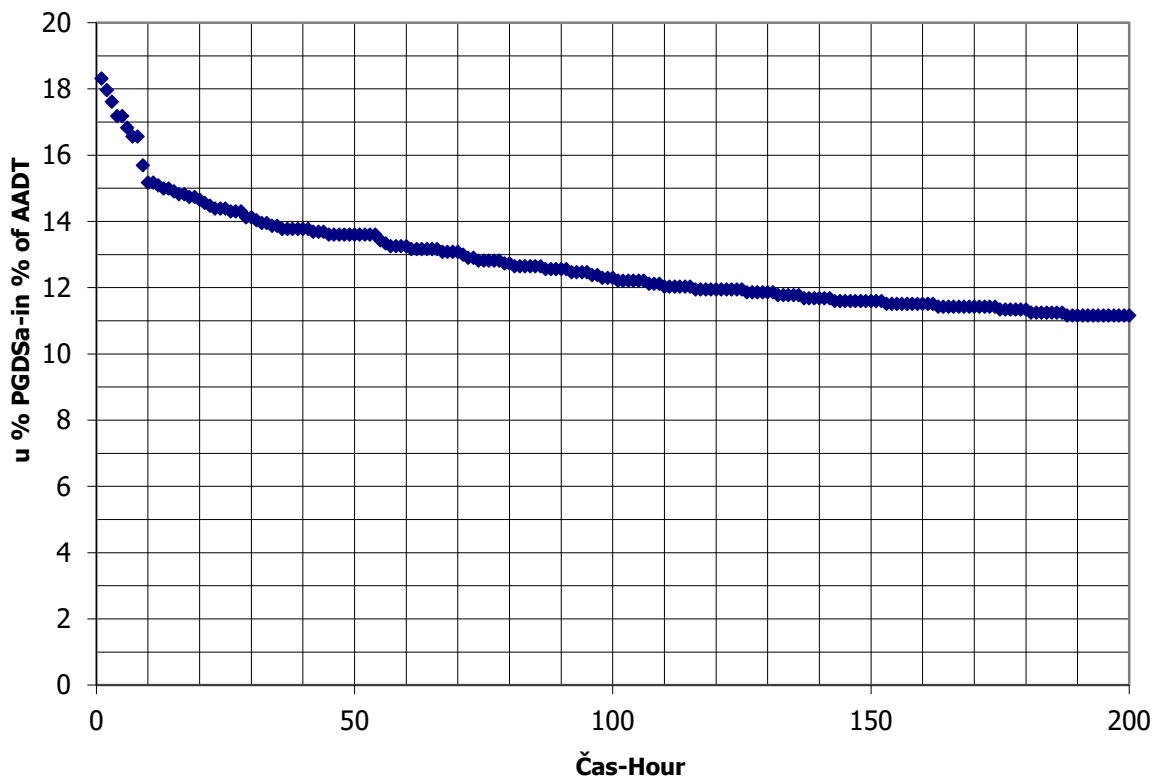
Lokalitet - Location / Stacionaža - Mileage [km+m]

Baljvine / 2+951,00

Broj puta - Road number / Dionica - Section

M 16 (MI-101) / Crna Rijeka - granica / border
 RS (Ugar)

PGDS - AADT	1401 voz/dan - veh/day							
Čas - Hour	Maksimalni vršni sat - Maximum peak hour	10	20	30	40	50	100	200
Sat u danu - Hour of day	14	11	11	14	14	13	15	12
Sat u godini - Hour in year	5199	5196	5364	5391	7215	5510	5512	5677
Dan - Day of week	subota-Saturday	subota-Saturday	subota-Saturday	nedelja-Sunday	subota-Saturday	petak-Friday	petak-Friday	petak-Friday
Datum - Date	5	5	12	13	28	18	18	25
Mjesec - Month	Avgust-August	Avgust-August	Avgust-August	Avgust-August	Oktobar-October	Avgust-August	Avgust-August	Avgust-August
Vrijednost - Value	210	174	168	162	158	156	141	128
% - percent	18.31	15.17	14.65	14.13	13.78	13.60	12.30	11.16



BROJANJE VOZILA NA MREŽI PUTEVA U REPUBLICI SRPSKOJ – 2017. GODINA
VEHICLE COUNTING ON THE ROAD NETWORK OF THE REPUBLIC OF SRPSKA – YEAR 2017

MJESEČNI BROJ VOZILA
MONTHLY NUMBER OF VEHICLES

Automatski brojač broj - Automatic counter number

000020

Lokalitet - Location / Stacionaža - Mileage [km+m]

Jezero / 10+796,00

Broj puta - Road number / Dionica - Section

M 5 (MI-112) / Mrkonjić Grad - Jezero

	Mjesec - Month											
	Januar- January	Februar- February	Mart- March	April- April	Maj- May	Juni- June	Juli- July	August- August	Septembar- September	Oktober- October	Novembar- November	Decembar- December
1	1855	2130	2189	3254	2956	2654	3371	3873	3047	2937	2596	2310
2	2376	2304	2390	3386	3055	3072	3408	3655	3253	2609	2600	2538
3	2207	2127	2208	2743	2684	3084	3369	3809	3277	2772	2580	2479
4	2478	2133	2417	3028	2868	2885	3164	3656	2830	2568	2862	1793
5	2484	2108	2161	2640	3002	2814	3049	4059	2952	2743	2925	2295
6	2330	2061	2077	2968	2887	2932	3427	4146	3049	2894	2516	2289
7	1854	1772	2394	2804	2754	2602	3118	4221	3303	3186	2698	2523
8	2428	1996	2031	2915	2508	2872	3347	3904	2426	2985	2592	2302
9	2207	2130	1554	2792	2727	2851	3318	3542	3177	2947	2438	2108
10	2031	2281	1757	2582	2616	3113	3191	3716	3269	2745	2648	1889
11	2302	2340	2035	2528	2991	2923	3409	3461	3122	2672	3164	1483
12	2152	2508	2095	2291	3090	2933	3169	3759	2989	2739	2958	1948
13	2431	2274	1901	2668	3054	2763	3285	3636	2788	2880	2533	2069
14	2135	1890	2348	2718	2732	2678	3486	3571	2837	3025	2727	2115
15	1844	2264	2220	2936	2448	2808	3355	3796	2812	2611	2097	2024
16	1914	2227	2369	2481	2658	2849	4672	3115	3189	2597	2809	2317
17	1638	2068	2561	2466	2479	3045	3813	3365	3025	2641	2701	1961
18	2048	2183	2954	2545	2766	2926	3692	3524	2564	2388	2869	1804
19	2021	2448	2628	2455	2904	2667	3332	3564	2858	2684	2627	2196
20	1662	2122	2306	2596	3082	2868	3839	3302	2959	2619	2774	2235
21	1695	2124	2366	2546	3043	2633	3626	3302	2869	2949	2588	2538
22	2080	2249	2255	2806	2752	3042	4146	3114	2873	2705	2484	2796
23	2013	2217	2405	2928	2794	3766	4188	3011	3267	2554	2615	2963
24	1721	2218	2327	2427	2771	3694	3907	3086	2873	2649	2347	2377
25	2304	2332	2571	2610	2802	3122	3828	3085	2663	2544	2638	1892
26	2346	2728	2133	2539	2838	3472	3534	3475	2971	2796	2446	2577
27	2112	2447	2371	2649	3253	4389	3777	3329	2630	2645	1856	2239
28	2211	2156	2540	3086	2986	2969	3775	3008	2847	3270	2503	2494
29	2412	2347	2593	3880	2966	3022	4086	3061	2748	3282	2286	2759
30	2061		2695	3001	2649	2991	4117	2810	3138	3061	2414	2820
31	1704		3297		2320		3836	3087		3028		2508
Ukupno- Total	65021	64119	72127	83281	87417	90481	111728	108122	88609	86736	77868	70628
Prosjek- Average	2097	2211	2327	2776	2820	3016	3604	3488	2954	2798	2596	2278
Godišnji prosjek (PGDS) - Annual average (AADT)												2749

BROJANJE VOZILA NA MREŽI PUTEVA U REPUBLICI SRPSKOJ – 2017. GODINA
VEHICLE COUNTING ON THE ROAD NETWORK OF THE REPUBLIC OF SRPSKA – YEAR 2017

STRUKTURA SAOBRAĆAJNOG TOKA
TRAFFIC FLOW COMPOSITION

Automatski brojač broj - Automatic counter number
 Lokalizet - Location / Stacionaža - Mileage [km+m]
 Broj puta - Road number / Dionica - Section

000020
 Jezero / 10+796,00
 M 5 (MI-112) / Mrkonjić Grad - Jezero

Mjesec - Month	Smjer - Direction	Dužina vozila - Vehicle length								Ukupno - Total
		< 5,5 m	(%)	5,5 - 12 m	(%)	12 - 16,5 m	(%)	< 16,5 m	(%)	
Januar - January	I	28753	90.2	2399	7.5	705	2.2	5	0.0	31862
	II	29581	89.2	2726	8.2	842	2.5	10	0.0	33158
	ukupno - total	58334	89.7	5125	7.9	1547	2.4	15	0.0	65021
Februar - February	I	28417	89.2	2486	7.8	934	2.9	9	0.0	31846
	II	28124	87.1	2968	9.2	1150	3.6	31	0.1	32273
	ukupno - total	56541	88.2	5454	8.5	2084	3.2	40	0.1	64119
Mart - March	I	31898	88.3	3022	8.4	1200	3.3	10	0.0	36131
	II	31072	86.3	3544	9.8	1355	3.8	26	0.1	35996
	ukupno - total	62970	87.3	6566	9.1	2555	3.5	36	0.0	72127
April - April	I	36381	88.3	3279	8.0	1515	3.7	13	0.0	41188
	II	36618	87.0	3677	8.7	1783	4.2	15	0.0	42093
	ukupno - total	72999	87.7	6955	8.4	3298	4.0	29	0.0	83281
Maj - May	I	38301	88.2	3421	7.9	1665	3.8	14	0.0	43402
	II	38353	87.1	3739	8.5	1912	4.3	10	0.0	44014
	ukupno - total	76654	87.7	7160	8.2	3578	4.1	24	0.0	87417
Juni - June	I	39479	87.9	3706	8.2	1736	3.9	16	0.0	44937
	II	39092	85.8	4376	9.6	2058	4.5	18	0.0	45544
	ukupno - total	78571	86.8	8082	8.9	3794	4.2	35	0.0	90481
Juli - July	I	50543	89.6	3891	6.9	1958	3.5	11	0.0	56403
	II	48638	87.9	4390	7.9	2281	4.1	16	0.0	55325
	ukupno - total	99181	88.8	8281	7.4	4239	3.8	28	0.0	111728
Avgust - August	I	47583	89.5	3708	7.0	1865	3.5	9	0.0	53165
	II	48268	87.8	4439	8.1	2115	3.8	134	0.2	54956
	ukupno - total	95851	88.7	8147	7.5	3981	3.7	143	0.1	108122
Septembar - September	I	38423	87.8	3518	8.0	1796	4.1	14	0.0	43751
	II	38550	85.9	4123	9.2	2167	4.8	17	0.0	44858
	ukupno - total	76973	86.9	7642	8.6	3963	4.5	32	0.0	88609
Oktobar - October	I	37689	87.5	3530	8.2	1853	4.3	21	0.0	43093
	II	37152	85.1	4231	9.7	2219	5.1	41	0.1	43643
	ukupno - total	74841	86.3	7760	8.9	4072	4.7	62	0.1	86736
Novembar - November	I	33553	87.1	3284	8.5	1647	4.3	21	0.1	38505
	II	33385	84.8	3943	10.0	2012	5.1	22	0.1	39362
	ukupno - total	66938	86.0	7227	9.3	3659	4.7	44	0.1	77868
Decembar - December	I	31248	88.2	2996	8.5	1170	3.3	14	0.0	35429
	II	29877	84.9	3898	11.1	1295	3.7	130	0.4	35199
	ukupno - total	61125	86.5	6894	9.8	2465	3.5	144	0.2	70628
Ukupno (godišnje) - Total (annual)	I	442267	88.5	39240	7.9	18045	3.6	160	0.0	499712
	II	438709	86.6	46052	9.1	21190	4.2	470	0.1	506422
	ukupno - total	880977	87.6	85292	8.5	39235	3.9	631	0.1	1006134
Prosjeak (PGDS) - Average (AADT)	I	1208	88.5	107	7.9	49	3.6	0	0.0	1365
	II	1199	86.6	126	9.1	58	4.2	1	0.1	1384
	ukupno - total	2407	87.6	233	8.5	107	3.9	2	0.1	2749

BROJANJE VOZILA NA MREŽI PUTEVA U REPUBLICI SRPSKOJ – 2017. GODINA
VEHICLE COUNTING ON THE ROAD NETWORK OF THE REPUBLIC OF SRPSKA – YEAR 2017

SAOBRAĆAJNI POKAZATELJI

Automatski brojač broj
 Lokaliteta / Stacionaža [km+m]
 Broj puta / Dionica

000020

Jezero / 10+796,00

M 5 (MI-112) / Mrkonjić Grad - Jezero

Mjesec	Smjer	minimalni čas		maksimalni čas		minimalni dan		maksimalni dan		dnevni prosjek (05-21 h)	noćni prosjek (21-05 h)	prosjek radnim danom	prosjek vikendom	ljetni prosjek
		datum/dan	čas	voz/h	čas	voz/h	datum/dan	voz/dan	datum/dan					
Januar	I	25./srjeda	2	1	6./petak	17	98	25./srjeda	402	1007	671	800	713	
	II	29./nedjelja	4	0	3./utorak	18	103	25./srjeda	397	941	712	90	818	771
Februar	I-II	29./nedjelja	4	3	3./utorak	15	169	25./srjeda	799	1916	1382	1618	1485	
	I	7./utorak	2	1	10./petak	16	92	5./nedjelja	550	961	717	90	836	734
Mart	II	24./petak	4	0	1./srjeda	14	87	5./nedjelja	652	928	732	83	766	
	I-II	7./utorak	2	2	10./petak	16	163	5./nedjelja	1202	1878	1449	172	1500	
April	I	15./srjeda	1	2	31./petak	15	101	6./ponedjeljak	487	1158	714	94	818	
	II	24./petak	0	0	29./srjeda	14	89	6./ponedjeljak	526	1048	736	88	825	823
Maj	I-II	7./utorak	1	2	31./petak	15	176	6./ponedjeljak	1013	2206	1450	183	1643	1603
	I	6./četvrtak	1	2	16./nedjelja	12	170	2./nedjelja	862	1518	975	146	1106	1144
Juni	II	24./ponedjeljak	3	0	16./nedjelja	18	210	4./utorak	924	1550	1005	131	1125	1154
	I-II	26./srjeda	3	7	16./nedjelja	18	258	4./utorak	1797	2844	1980	277	2230	2298
Juli	I	24./srjeda	2	3	2./utorak	15	128	1./ponedjeljak	816	1386	951	153	1138	1021
	II	18./četvrtak	4	1	2./utorak	13	106	1./ponedjeljak	984	1335	995	144	1153	1106
Avgust	I-II	2/utorak	3	6	2./utorak	13	230	1./ponedjeljak	1800	2682	1946	297	2291	2127
	I	16./petak	1	4	9./petak	17	142	4./nedjelja	924	1830	1050	177	1218	1243
Septembar	II	14./srjeda	3	2	28./srjeda	13	146	6./utorak	1028	1767	1058	176	1209	1282
	I-II	14./srjeda	3	10	24./subota	15	274	4./nedjelja	1980	3516	2108	353	2428	2526
Oktobar	I	9./nedjelja	4	4	15./subota	17	212	5./srjeda	885	2003	1144	215	1321	1440
	II	19./srjeda	4	4	15./subota	12	147	9./nedjelja	1038	1777	1161	202	1350	1389
Novembar	I-II	12./srjeda	2	10	15./subota	15	306	5./srjeda	1960	3780	2304	417	2671	2828
	I	23./srjeda	3	4	12./subota	16	144	27./nedjelja	1108	1824	1205	192	1384	1434
Decembar	I-II	23./srjeda	4	1	13./nedjelja	18	127	31./četvrtak	1227	1671	1258	196	1451	1465
	II	6./srjeda	3	2	21./četvrtak	15	178	6./srjeda	785	2007	1185	189	1387	1344
Godina	I-II	14./četvrtak	3	1	24./nedjelja	17	172	6./srjeda	904	1811	1243	168	1422	1384
	I-II	6./srjeda	3	5	21./četvrtak	15	295	6./srjeda	1689	3818	2428	357	2808	2728
Godina	I	19./četvrtak	3	1	8./nedjelja	17	199	15./nedjelja	698	1902	972	134	1126	1058
	II	29./nedjelja	4	1	8./nedjelja	13	159	17./utorak	795	1792	1041	123	1173	1141
Godina	I-II	19./četvrtak	3	2	8./nedjelja	17	345	15./nedjelja	1507	3578	2013	258	2299	2199
	I	14./utorak	1	0	30./četvrtak	15	98	12./nedjelja	721	1215	853	106	965	942
Godina	II	6./ponedjeljak	3	0	30./četvrtak	14	110	2./četvrtak	764	1217	906	97	1005	996
	I-II	14./utorak	1	3	21./utorak	15	185	2./četvrtak	1487	2432	1759	203	1970	1938
Godina	I	31./nedjelja	4	3	23./subota	15	158	3./nedjelja	773	1522	929	131	1083	1013
	II	30./subota	3	1	27./srjeda	15	134	31./nedjelja	833	1358	928	113	1079	962
Godina	I-II	5./utorak	1	5	29./petak	15	256	31./nedjelja	1615	2728	1858	245	2163	1975
	I	14.11./utorak	1	0	15.7./subota	17	212	25.1./srjeda	402	2007	948	144	1100	1076
Godina	II	29.1./nedjelja	4	0	16.4./nedjelja	18	210	25.1./srjeda	397	1811	982	135	1122	1105
	I-II	7.2./utorak	2	2	8.10./nedjelja	17	345	25.1./srjeda	799	3818	1931	279	2222	2180

BRONJANJE VOZILA NA MREŽI PUTEVA U REPUBLICI SRPSKOJ – 2017. GODINA
VEHICLE COUNTING ON THE ROAD NETWORK OF THE REPUBLIC OF SRPSKA – YEAR 2017

TRAFFIC PARAMETERS

Automatic counter number 000020
 Location / Mileage [km+m] Jezero / 10+796,00
 Road number / Section M 5 (MI-112) / Mrkonjić Grad - Jezero

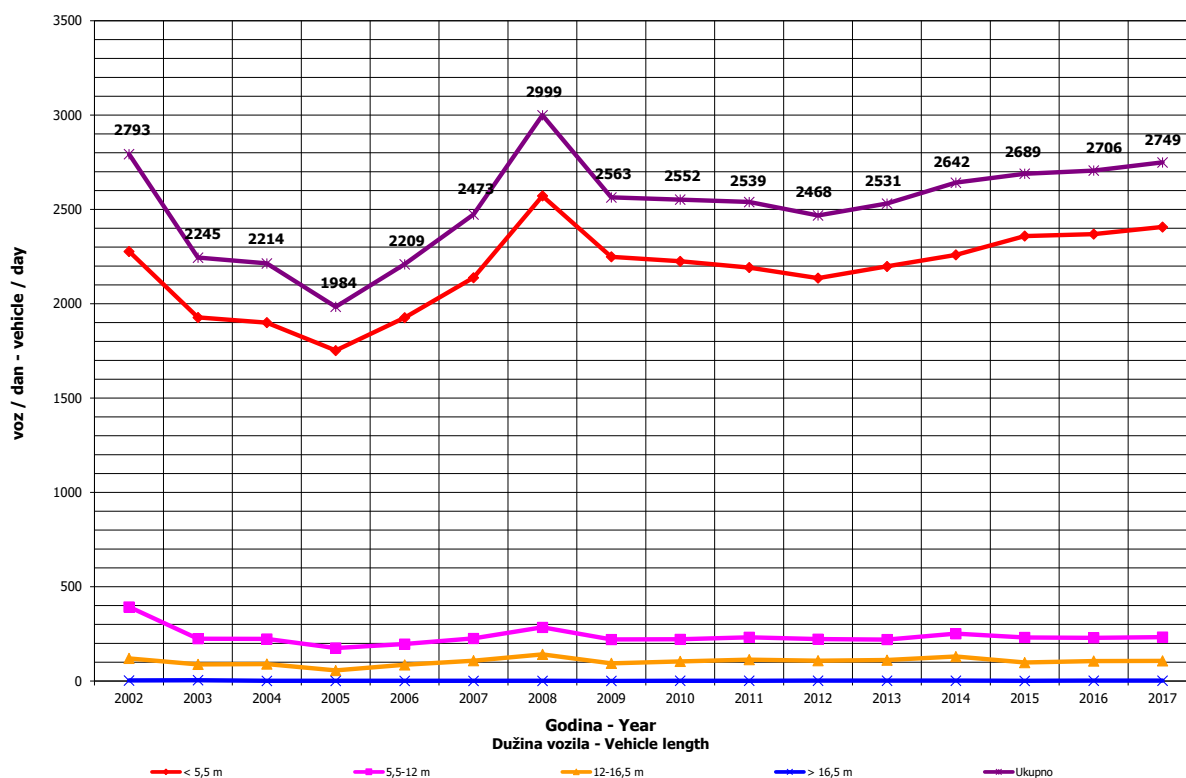
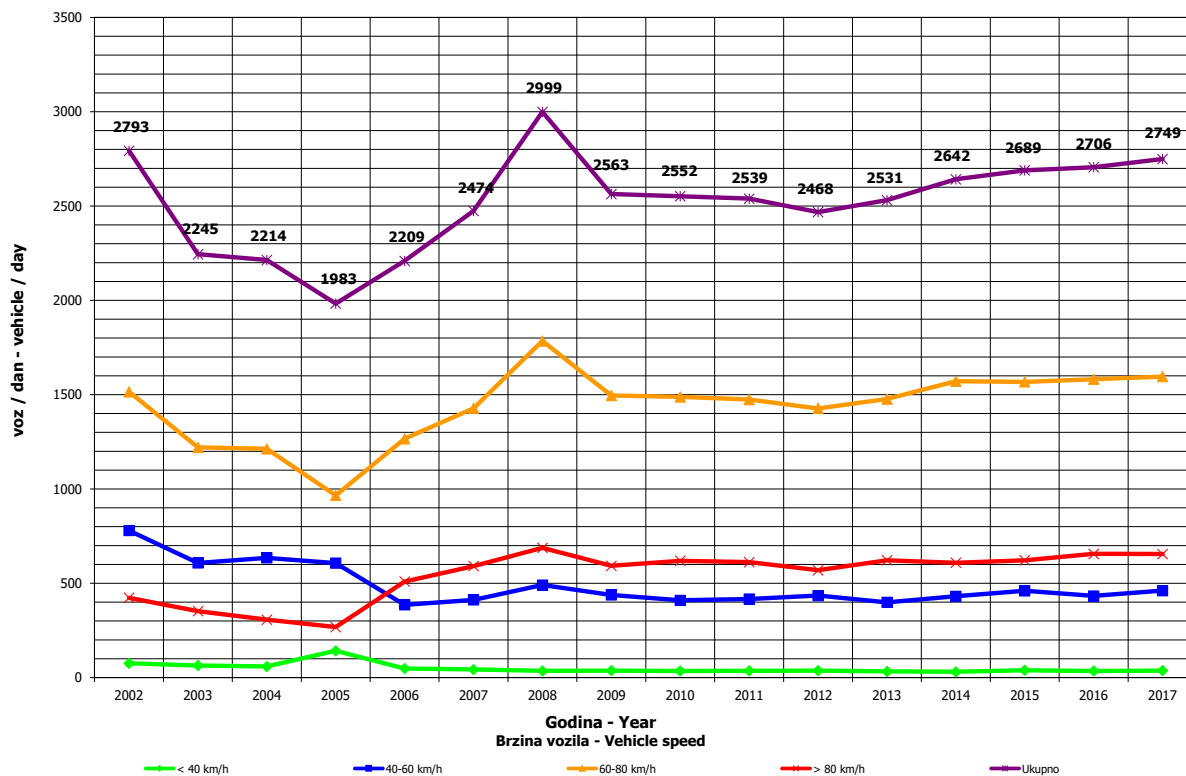
Automatic counter number 000020
 Location / Mileage [km+m] Jezero / 10+796,00
 Road number / Section M 5 (MI-112) / Mrkonjić Grad - Jezero

Month	Direction	minimum hour		maximum hour		minimum day		maximum day		day time average (5-21 h)	night average (21-05 h)	working day average	weekend average	summer average
		date/day	hour	date/day	hour	date/day	veh/day	date/day	veh/day					
January	I	25/Wednesday	2	6/Friday	17	98	25/Wednesday	402	20/Friday	1007	671	98	800	713
	II	29/Sunday	4	0	18	103	25/Wednesday	397	4/Wednesday	941	712	90	818	771
February	I-II	29/Sunday	4	3	15	169	25/Wednesday	799	20/Friday	1916	1382	188	1618	1485
	I	7/Tuesday	2	1	16	92	5/Sunday	550	17/Friday	961	717	90	836	734
	II	24/Friday	4	0	1	87	5/Sunday	652	20/Monday	928	732	83	834	766
	I-II	7/Tuesday	2	2	16	163	5/Sunday	1202	17/Friday	1878	1449	172	1670	1500
March	I	15/Wednesday	1	2	15	101	6/Monday	487	31/Friday	1158	714	94	818	780
	II	24/Friday	0	0	14	89	6/Monday	526	31/Friday	1048	736	88	825	823
April	I-II	7/Tuesday	1	2	15	176	6/Monday	1013	31/Friday	2206	1450	183	1643	1603
	I	6/Thursday	1	2	12	170	2/Sunday	862	14/Friday	1518	975	146	1106	1144
	II	24/Monday	3	0	18	210	4/Tuesday	924	17/Monday	1550	1005	131	1125	1154
	I-II	26/Wednesday	3	7	18	258	4/Tuesday	1797	29/Saturday	2844	1980	277	2230	2298
May	I	24/Wednesday	2	3	15	128	1/Monday	816	12/Friday	1386	951	153	1138	1021
	II	18/Thursday	4	1	13	106	1/Monday	984	26/Friday	1335	995	144	1153	1106
	I-II	2/Tuesday	3	6	13	230	1/Monday	1800	26/Friday	2682	1946	297	2291	2127
	I	16/Friday	1	4	17	142	4/Sunday	924	9/Friday	1830	1050	177	1218	1243
June	I	14/Wednesday	3	2	13	146	6/Tuesday	1028	28/Wednesday	1767	1058	176	1209	1282
	II	14/Wednesday	3	10	15	274	4/Sunday	1980	28/Wednesday	3516	2108	353	2428	2460
July	I-II	9/Sunday	4	4	17	212	5/Wednesday	885	15/Saturday	2003	1144	215	1321	1440
	I	19/Wednesday	4	4	12	147	9/Sunday	1038	15/Saturday	1777	1161	202	1350	1363
	II	12/Wednesday	2	10	15	306	5/Wednesday	1960	15/Saturday	3780	2304	417	2671	2828
	I-II	23/Wednesday	3	4	12	144	27/Sunday	1108	12/Saturday	1824	1205	192	1384	1434
August	I	24/Thursday	4	1	18	127	31/Thursday	1227	12/Saturday	1671	1258	196	1451	1465
	II	23/Wednesday	3	7	16	247	31/Thursday	2364	12/Saturday	3495	2463	388	2835	2851
September	I	6/Wednesday	3	2	15	178	6/Wednesday	785	29/Friday	2007	1185	189	1387	1344
	II	14/Thursday	3	1	17	172	6/Wednesday	904	29/Friday	1811	1243	168	1422	1384
October	I-II	6/Wednesday	3	5	15	295	6/Wednesday	1689	29/Friday	3818	2428	357	2808	2728
	I	19/Thursday	3	1	17	199	15/Sunday	698	6/Friday	1902	972	134	1126	1058
	II	29/Sunday	4	1	13	159	17/Tuesday	795	8/Sunday	1792	1041	123	1173	1141
	I-II	19/Thursday	3	2	17	345	15/Sunday	1507	6/Friday	3578	2013	258	2299	2199
November	I	14/Tuesday	1	0	15	98	12/Sunday	721	17/Friday	1215	853	106	965	942
	II	6/Monday	3	0	14	110	2/Thursday	764	17/Friday	1217	906	97	1005	996
December	I-II	14/Tuesday	1	3	15	185	2/Thursday	1487	17/Friday	2432	1759	203	1970	1938
	I	31/Sunday	4	3	15	158	3/Sunday	773	23/Saturday	1522	929	131	1083	1013
	II	30/Saturday	3	1	15	134	31/Sunday	833	27/Wednesday	1358	928	113	1079	962
	I-II	5/Tuesday	1	5	15	256	31/Sunday	1615	29/Friday	2728	1858	245	2163	1975
Year	I	14.11/Tuesday	1	0	17	212	25.1/Wednesday	402	29.9/Friday	2007	948	144	1100	1076
	II	29.1/Sunday	4	0	18	210	25.1/Wednesday	397	29.9/Friday	1811	982	135	1122	1105
	I-II	7.2/Tuesday	2	2	17	345	25.1/Wednesday	799	29.9/Friday	3818	1931	279	2222	2180

GODIŠNJA NERAVNOMJERNOST SAOBRAĆAJNOG TOKA TRAFFIC FLOW ANNUAL VARIATION

Automatski brojač broj - Automatic counter number
 Lokalitet - Location / Stacionaža - Mileage [km+m]
 Broj puta - Road number / Dionica - Section

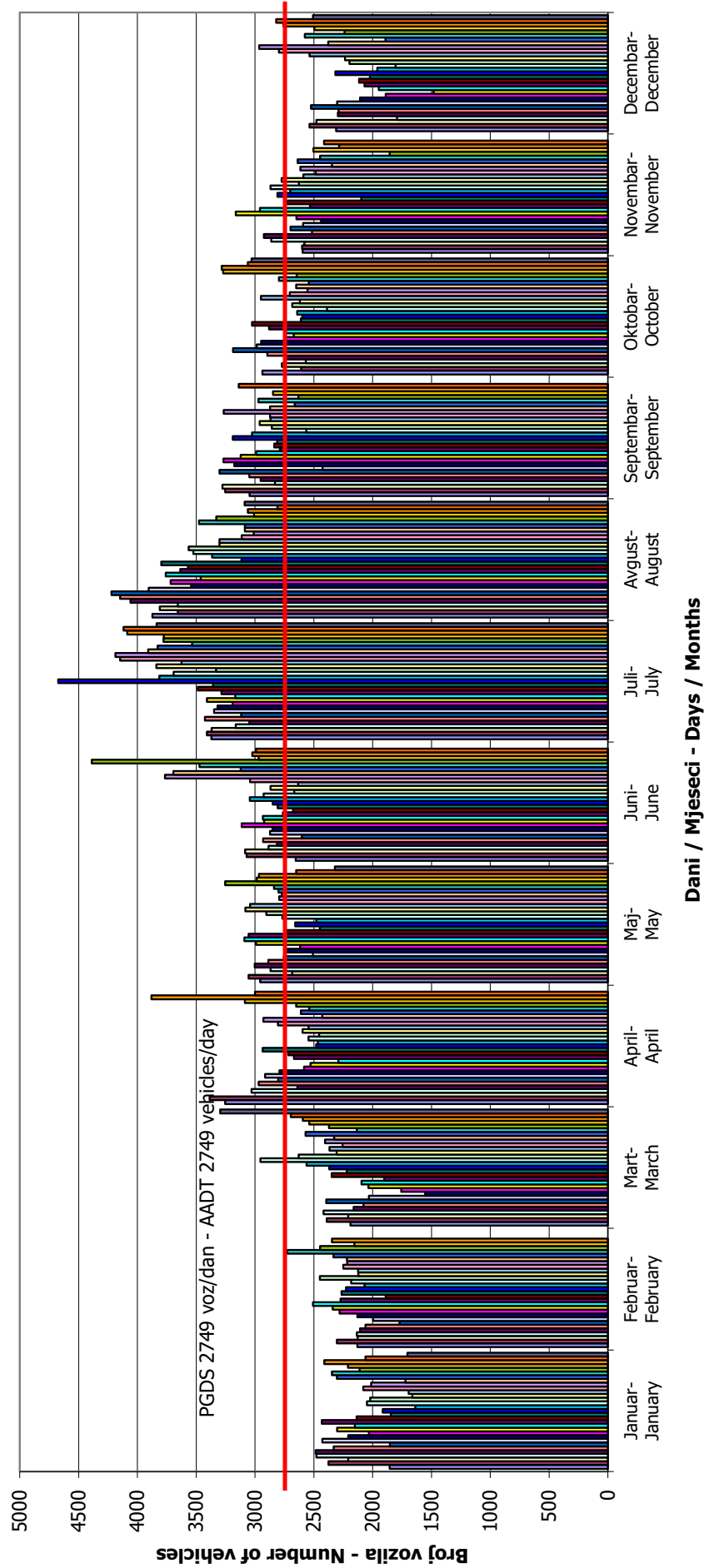
000020
 Jezero / 10+796,00
 M 5 (MI-112) / Mrkonjić Grad - Jezero



**DNEVNA NERAVNOMJERNOST SAOBRAĆAJNOG TOKA
 TRAFFIC FLOW DAILY VARIATION**

000020
 Jezero / 10+796,00
 M 5 (MI-112) / Mrkonjić Grad - Jezero

Automatski brojač broj - Automatic counter number
 Lokality - Location / Stacionaža - Mileage [km+m]
 Broj puta - Road number/ Dionica - Section

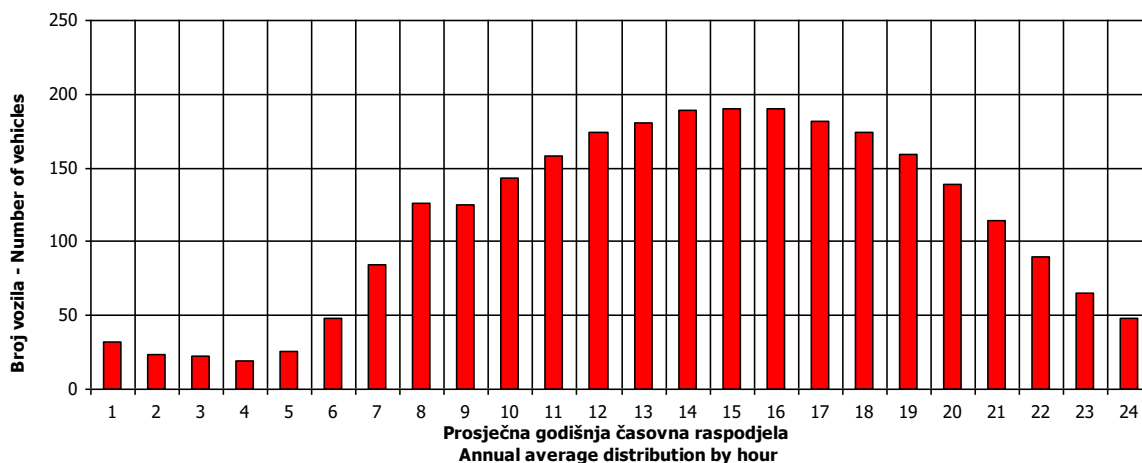


VREMENSKA RASPODJELA SAOBRAĆAJNOG TOKA TRAFFIC FLOW TIME DISTRIBUTION

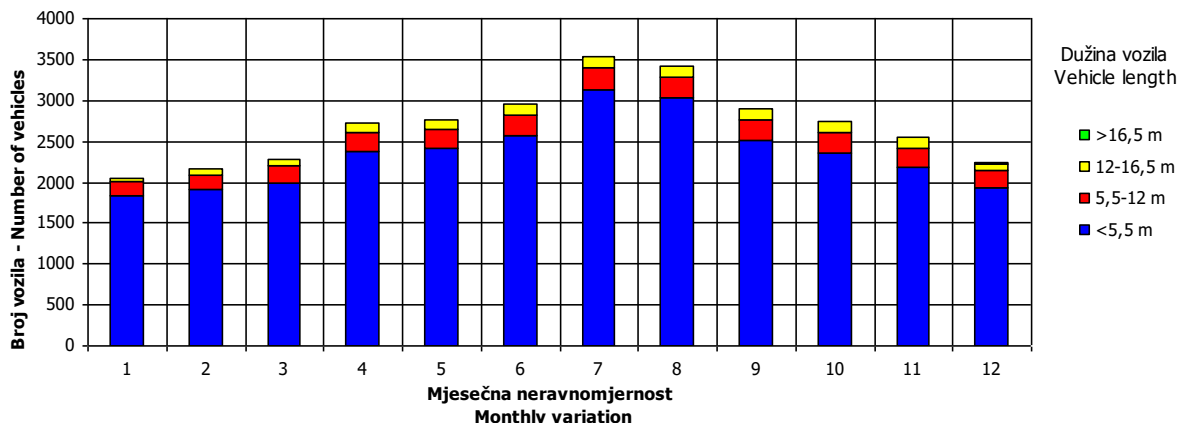
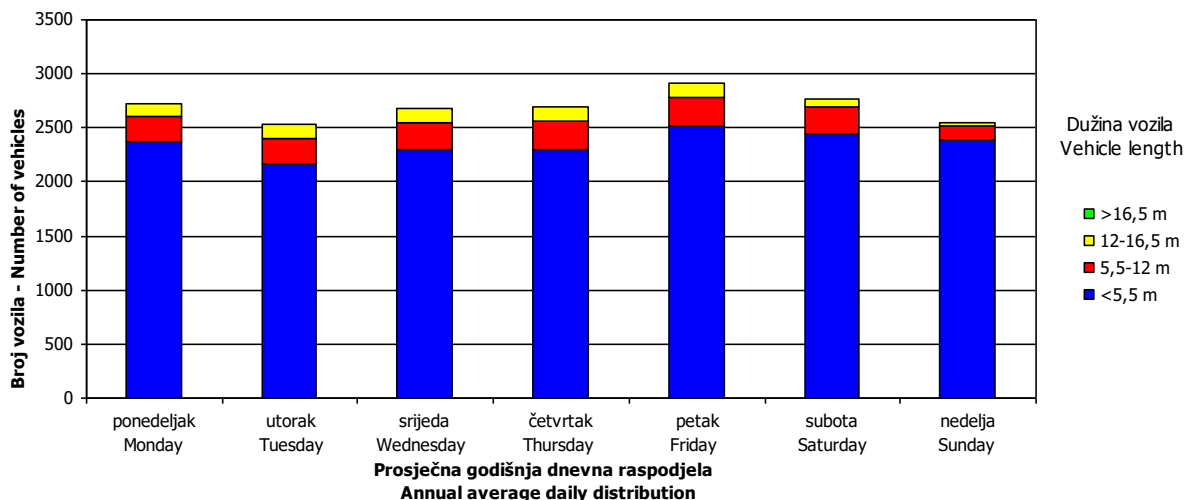
Automatski brojač broj - Automatic counter number
 Lokalizet - Location / Stacionaža - Mileage [km+m]
 Broj puta - Road number / Dionica - Section

000020
 Jezero / 10+796,00
 M 5 (MI-112) / Mrkonjić Grad - Jezero

PGDS 2749 voz/dan AADT 2749 veh/day



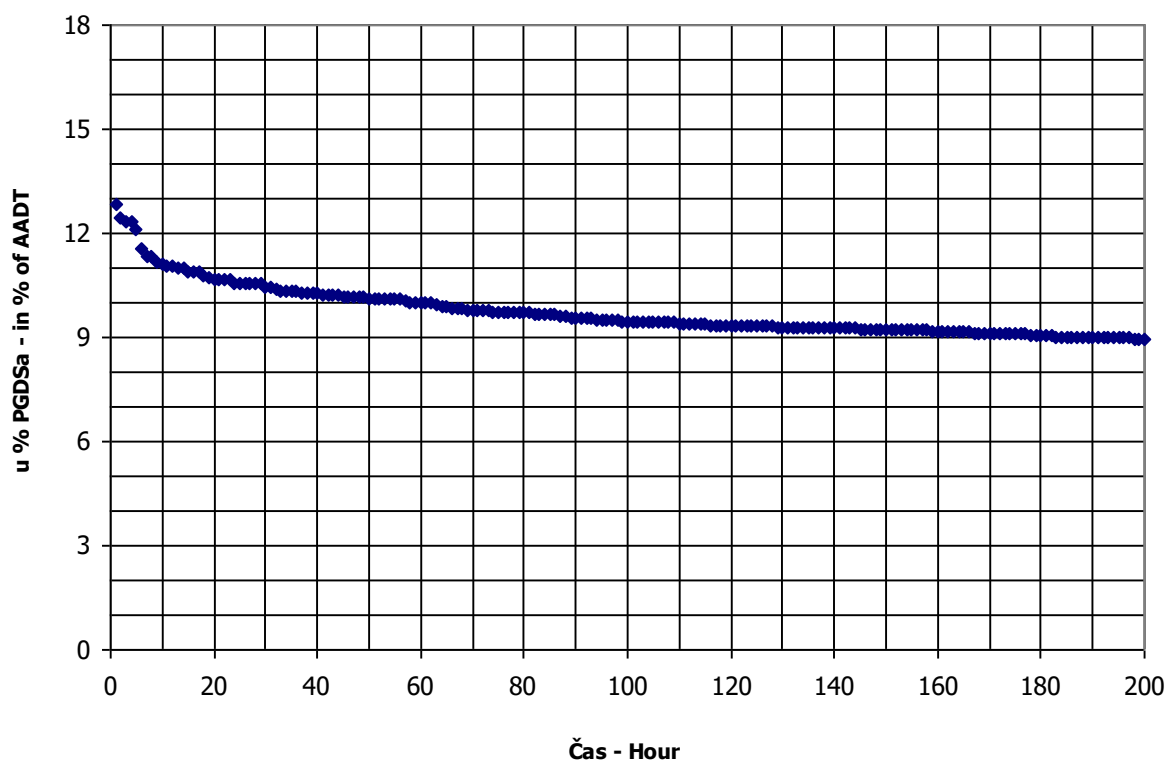
20



SATNA DISTRIBUCIJA SAOBRAĆAJNOG TOKA TRAFFIC FLOW HOURLY DISTRIBUTION

Automatski brojač broj - Automatic counter number 000020
 Lokalizet - Location / Stacionaža - Mileage [km+m] Jezero / 10+796,00
 Broj puta - Road number / Dionica - Section M 5 (MI-112) / Mrkonjić Grad - Jezero

PGDS - AADT	2749 voz/dan - veh/day							
Čas - Hour	Maksimalni vršni sat - Maximum peak hour	10	20	30	40	50	100	200
Sat u danu - Hour of day	17	17	16	15	14	15	12	17
Sat u godini - Hour in year	6738	6402	6353	8704	6351	3832	6685	6762
Dan - Day of week	nedelja - Sunday	nedelja - Sunday	petak - Friday	petak - Friday	petak - Friday	petak - Friday	petak - Friday	ponedeljak - Monday
Datum - Date	8	24	22	29	22	9	6	9
Mjesec - Month	Oktobar - October	Septembar - September	Septembar - September	Decembar - December	Septembar - September	Juni - June	Oktobar - October	Oktobar - October
Vrijednost - Value	345	272	262	256	250	241	228	212
% - percent	15.62	12.31	11.86	11.59	11.32	10.91	10.32	9.60



BROJANJE VOZILA NA MREŽI PUTEVA U REPUBLICI SRPSKOJ – 2017. GODINA
VEHICLE COUNTING ON THE ROAD NETWORK OF THE REPUBLIC OF SRPSKA – YEAR 2017

MJESEČNI BROJ VOZILA
MONTHLY NUMBER OF VEHICLES

Automatski brojač broj - Automatic counter number
 Lokalitet - Location / Stacionaža - Mileage [km+m]
 Broj puta - Road number / Dionica - Section

000021
 Podrašnica / 2+138,00
 M 15 (MII-503) / Rogolji - Baraći

	Mjesec - Month											
	Januar- January	Februar- February	Mart- March	April- April	Maj- May	Juni- June	Jul- July	August- August	Septembar- September	Okto-bar- October	Novembar- November	Decembar- December
1	710	448	700	977	1633	839	1434	2508	1333	1483	1007	977
2	799	516	670	1451	1487	968	1862	1700	1546	1444	989	1014
3	736	586	648	1416	1394	1168	1723	1529	1995	1188	1091	1010
4	1004	553	724	1170	1641	1109	1304	1581	1689	1041	1299	978
5	954	717	823	948	1803	1232	1132	1823	1223	1032	1381	902
6	835	609	831	983	1330	1043	1239	2222	1149	1088	1231	838
7	835	487	721	1019	1197	876	1238	2450	1230	1305	1109	871
8	946	590	585	1091	1198	1000	1521	1751	1225	1713	950	836
9	1143	556	428	1064	1255	1197	2004	1583	1115	1436	887	983
10	983	502	524	919	957	1384	2084	1606	1181	1201	1017	974
11	842	455	658	773	1029	1437	1621	1651	1535	1137	1142	993
12	647	613	695	751	1141	1453	1339	1875	1533	1036	1228	925
13	728	673	767	835	1251	1200	1282	2314	1127	1119	1353	809
14	788	783	777	865	1047	1159	1401	2501	1554	1099	1212	738
15	933	657	760	1156	1039	1171	1465	1872	1638	1089	1080	741
16	740	788	754	1156	890	1088	2203	1544	1797	1038	1126	767
17	699	607	753	1074	923	1243	2218	1482	1873	989	1110	758
18	739	649	961	942	1002	1484	1612	1687	1624	883	1300	649
19	755	787	1097	888	963	1383	1391	1885	1517	950	1255	620
20	1097	765	1024	934	1122	1004	1459	2111	1793	981	1188	431
21	784	788	820	971	1657	893	1490	2282	1634	1184	951	493
22	712	723	738	1026	1210	1000	1825	1687	1535	1442	835	600
23	604	843	790	1028	1252	1064	2123	1521	1298	1393	922	765
24	682	686	846	1034	1044	1484	2025	1454	1547	1121	913	512
25	678	745	916	1053	1100	1537	1587	1662	1263	880	952	542
26	590	945	649	966	1037	1560	1415	1975	1155	861	984	1043
27	378	917	1087	885	1204	1183	1431	2071	1105	1076	935	526
28	554	1170	978	1036	1192	1124	1689	2133	1105	1195	886	593
29	690	810	955	1473	1303	1122	1980	1554	1186	1310	819	807
30	660		989	1921	955	1202	2377	1120	1316	1180	970	926
31	277		1124		982		2375	1356		1181		1007
Ukupno- Total	23503	19946	24718	31746	37200	35545	51811	56424	42733	35932	32008	24574
Prosjek- Average	758	688	797	1058	1200	1185	1671	1820	1424	1159	1067	793
Godišnji prosjek (PGDS) - Annual average (AADT)												1137

BROJANJE VOZILA NA MREŽI PUTEVA U REPUBLICI SRPSKOJ – 2017. GODINA
VEHICLE COUNTING ON THE ROAD NETWORK OF THE REPUBLIC OF SRPSKA – YEAR 2017

STRUKTURA SAOBRAĆAJNOG TOKA
TRAFFIC FLOW COMPOSITION

Automatski brojač broj - Automatic counter number
 Lokalizet - Location / Stacionaža - Mileage [km+m]
 Broj puta - Road number / Dionica - Section

000021
 Podrašnica / 2+138,00
 M 15 (MII-503) / Rogolji - Baraći

Mjesec - Month	Smjer - Direction	Dužina vozila - Vehicle length								Ukupno - Total
		< 5,5 m	(%)	5,5 - 12 m	(%)	12 - 16,5 m	(%)	< 16,5 m	(%)	
Januar - January	I	11150	94.6	551	4.7	84	0.7	3	0.0	11789
	II	11059	94.2	585	5.0	89	0.8	2	0.0	11735
	ukupno - total	22209	94.4	1137	4.8	173	0.7	5	0.0	23524
Februar - February	I	9358	92.9	614	6.1	96	0.9	1	0.0	10068
	II	9208	93.0	580	5.9	108	1.1	0	0.0	9896
	ukupno - total	18566	93.0	1194	6.0	203	1.0	1	0.0	19964
Mart - March	I	11402	91.8	843	6.8	179	1.4	1	0.0	12425
	II	11328	92.0	798	6.5	186	1.5	3	0.0	12315
	ukupno - total	22730	91.9	1641	6.6	365	1.5	4	0.0	24740
April - April	I	14562	92.6	889	5.7	278	1.8	1	0.0	15730
	II	14934	93.1	849	5.3	257	1.6	4	0.0	16044
	ukupno - total	29497	92.8	1738	5.5	534	1.7	5	0.0	31774
Maj - May	I	17405	92.2	1041	5.5	432	2.3	2	0.0	18880
	II	16939	92.3	1052	5.7	358	2.0	4	0.0	18354
	ukupno - total	34344	92.2	2093	5.6	790	2.1	6	0.0	37233
Juni - June	I	16287	92.7	887	5.0	394	2.2	2	0.0	17571
	II	16695	92.7	961	5.3	346	1.9	4	0.0	18005
	ukupno - total	32982	92.7	1848	5.2	740	2.1	6	0.0	35576
Juli - July	I	24244	94.6	889	3.5	486	1.9	2	0.0	25621
	II	24897	94.9	934	3.6	402	1.5	2	0.0	26236
	ukupno - total	49141	94.8	1824	3.5	888	1.7	4	0.0	51857
Avgust - August	I	27113	93.4	1278	4.4	626	2.2	0	0.0	29017
	II	25621	93.3	1289	4.7	543	2.0	4	0.0	27457
	ukupno - total	52734	93.4	2567	4.5	1169	2.1	4	0.0	56474
Septembar - September	I	19916	91.6	1177	5.4	657	3.0	1	0.0	21750
	II	19255	91.6	1184	5.6	577	2.7	4	0.0	21020
	ukupno - total	39170	91.6	2361	5.5	1234	2.9	5	0.0	42771
Oktobar - October	I	16329	90.2	1179	6.5	582	3.2	5	0.0	18095
	II	16150	90.4	1203	6.7	515	2.9	1	0.0	17869
	ukupno - total	32478	90.3	2382	6.6	1097	3.1	6	0.0	35964
Novembar - November	I	14294	88.8	1262	7.8	542	3.4	4	0.0	16102
	II	14189	89.1	1277	8.0	463	2.9	4	0.0	15933
	ukupno - total	28483	88.9	2540	7.9	1005	3.1	8	0.0	32036
Decembar - December	I	11324	92.9	705	5.8	165	1.4	0	0.0	12194
	II	11201	90.3	983	7.9	215	1.7	3	0.0	12402
	ukupno - total	22525	91.6	1688	6.9	380	1.5	3	0.0	24596
Ukupno (godišnje) - Total (annual)	I	193384	92.4	11316	5.4	4520	2.2	22	0.0	209243
	II	191476	92.4	11696	5.6	4059	2.0	35	0.0	207265
	ukupno - total	384860	92.4	23012	5.5	8579	2.1	57	0.0	416508
Prosjeak (PGDS) - Average (AADT)	I	528	92.4	31	5.4	12	2.2	0	0.0	572
	II	523	92.4	32	5.6	11	2.0	0	0.0	566
	ukupno - total	1052	92.4	63	5.5	23	2.1	0	0.0	1137

BRONANJE VOZILA NA MREŽI PUTEVA U REPUBLICI SRPSKOJ – 2017. GODINA
VEHICLE COUNTING ON THE ROAD NETWORK OF THE REPUBLIC OF SRPSKA – YEAR 2017

SAOBRAĆAJNI POKAZATELJI

000021
 Podraščica / 2+138,00
 M 15 (MII-503) / Rogolji - Barači

Automatski brojač broj
 Lokalizacija / Stacionaža [km+m]
 Broj puta / Dionica

Mjesec	Snjier	minimalni čas		maksimalni čas		minimalni dan		maksimalni dan		dnevni prosjek (05-21 h)	noćni prosjek (21-05 h)	projekat radnim danom	projekat vikendom	ljetni prosjek	
		datum/dan	čas	voz/h	datum/dan	čas	voz/h	datum/dan	voz/dan						
Januar	I	31/utorak	4	0	9/ponedeljak	16	48	25/srijeda	172	6/petak	272	298	328		
	II	31/utorak	4	0	15/nedelja	16	54	25/srijeda	168	9/ponedeljak	456	290	332		
	I-II	31/utorak	4	0	9/ponedeljak	16	93	25/srijeda	340	6/petak	542	588	661		
Februar	I	28/utorak	4	0	15/srijeda	15	40	28/utorak	208	19/nedelja	391	275	310		
	II	28/utorak	3	0	19/nedelja	16	45	28/utorak	209	19/nedelja	416	278	322		
	I-II	22/srijeda	3	0	19/nedelja	15	69	28/utorak	417	19/nedelja	807	553	600	632	
Mart	I	31/petak	2	0	12/nedelja	12	49	13/ponedeljak	164	31/petak	471	279	292	356	
	II	31/petak	4	0	26/nedelja	15	65	13/ponedeljak	172	26/nedelja	517	278	288	356	
	I-II	30/četvrtak	4	0	26/nedelja	15	97	13/ponedeljak	336	26/nedelja	981	557	578	713	
April	I	30/nedelja	3	0	23/nedelja	11	63	11/utorak	370	23/nedelja	630	430	444	523	
	II	30/nedelja	4	0	23/nedelja	18	71	4/utorak	347	23/nedelja	640	416	51	520	
	I-II	26/srijeda	2	0	23/nedelja	17	114	4/utorak	732	23/nedelja	1270	846	876	1043	
Maj	I	31/srijeda	3	0	5/petak	19	107	18/četvrtak	384	5/petak	918	462	58	493	585
	II	30/utorak	1	0	6/subota	0	75	18/četvrtak	389	6/subota	880	445	73	469	637
	I-II	29/ponedeljak	2	0	5/petak	19	167	18/četvrtak	773	6/subota	1692	907	131	963	1222
Juni	I	29/četvrtak	3	0	10/subota	9	81	7/srijeda	400	24/subota	762	483	63	526	587
	II	30/petak	4	0	25/nedelja	20	93	7/srijeda	391	25/nedelja	779	449	81	502	586
	I-II	29/četvrtak	3	0	25/nedelja	20	120	7/srijeda	791	25/nedelja	1487	932	145	1028	1173
Juli	I	13/četvrtak	2	0	22/subota	11	130	4/utorak	502	22/subota	1074	648	90	679	863
	II	27/četvrtak	3	0	23/nedelja	17	115	4/utorak	499	30/nedelja	1061	590	123	647	851
	I-II	5/srijeda	3	1	22/subota	11	183	4/utorak	1001	22/subota	2010	1238	213	1326	1714
Avgust	I	30/srijeda	3	0	2/srijeda	13	126	30/srijeda	464	1/utorak	1105	621	76	663	796
	II	30/srijeda	4	0	1/utorak	18	142	30/srijeda	478	1/utorak	1133	621	102	674	864
	I-II	30/srijeda	3	1	2/srijeda	14	232	30/srijeda	942	1/utorak	2238	1243	177	1337	1661
Septembar	I	28/četvrtak	3	0	23/subota	9	73	27/srijeda	450	3/nedelja	690	516	58	549	635
	II	29/petak	4	0	3/nedelja	19	102	28/četvrtak	451	3/nedelja	819	512	64	538	667
	I-II	28/četvrtak	3	0	3/nedelja	19	142	27/srijeda	907	3/nedelja	1509	1029	122	1086	1301
Oktobar	I	26/četvrtak	4	0	7/subota	9	96	16/ponedeljak	425	7/subota	813	486	51	507	608
	II	31/utorak	2	0	15/nedelja	18	85	16/ponedeljak	432	7/subota	743	486	50	495	637
	I-II	26/četvrtak	3	0	7/subota	15	136	16/ponedeljak	857	7/subota	1556	972	101	1002	1245
Novembar	I	29/srijeda	3	0	19/nedelja	8	106	30/četvrtak	354	4/subota	651	434	39	447	543
	II	30/četvrtak	4	0	11/subota	17	82	30/četvrtak	358	4/subota	648	439	37	446	556
	I-II	28/utorak	3	0	19/nedelja	8	122	30/četvrtak	712	4/subota	1299	872	75	893	1099
Decembar	I	28/četvrtak	4	0	3/nedelja	16	70	20/srijeda	295	8/petak	505	369	36	388	442
	II	29/petak	3	0	9/subota	16	72	26/utorak	324	3/nedelja	558	367	37	385	443
	I-II	21/četvrtak	3	0	3/nedelja	16	100	26/utorak	663	3/nedelja	1062	736	73	773	885
Godna	I	31.1/utorak	4	0	22.7/subota	11	130	13.3/ponedeljak	164	1.8/utorak	1105	441	51	467	547
	II	31.1/utorak	4	0	1.8/utorak	18	142	25.1/srijeda	168	1.8/utorak	1133	430	59	457	562
	I-II	31.1/utorak	4	0	2.8/srijeda	14	232	13.3/ponedeljak	336	1.8/utorak	2238	871	110	925	1109

BROJANJE VOZILA NA MREŽI PUTEVA U REPUBLICI SRPSKOJ – 2017. GODINA
VEHICLE COUNTING ON THE ROAD NETWORK OF THE REPUBLIC OF SRPSKA – YEAR 2017

TRAFFIC PARAMETERS

Automatic counter number
 Location / Mileage [km+m]
 Road number / Section

000021

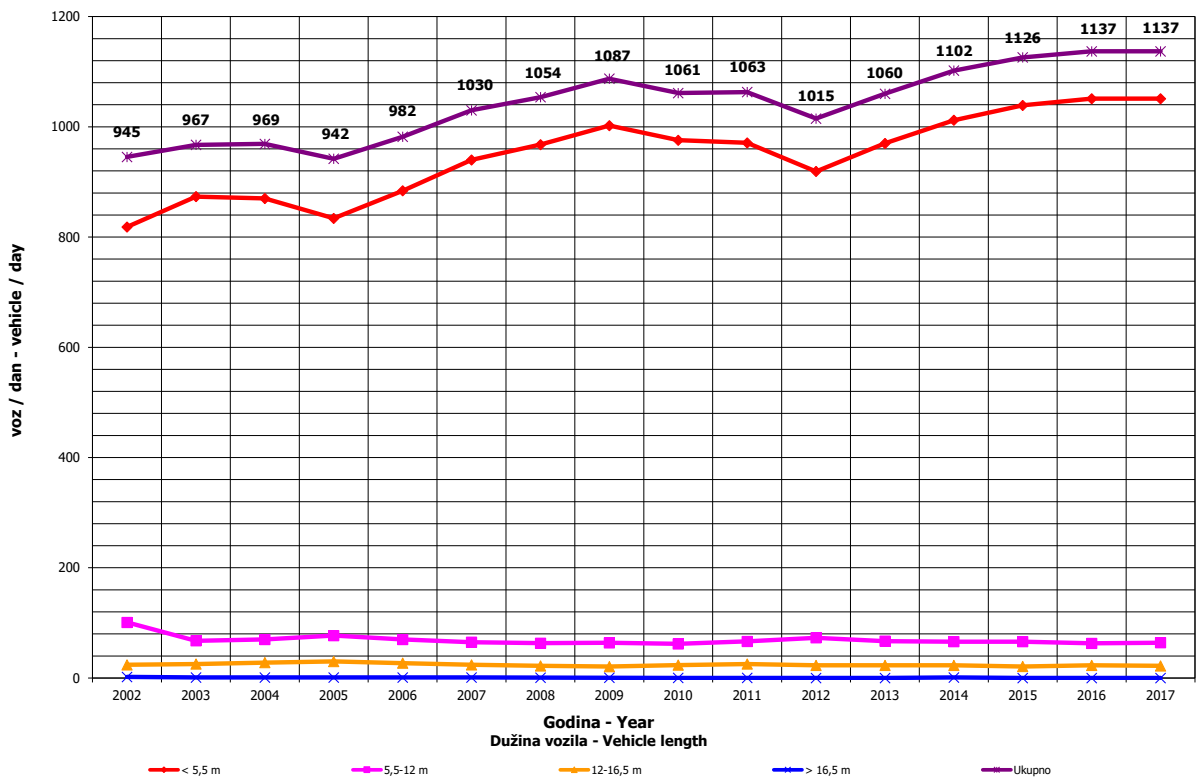
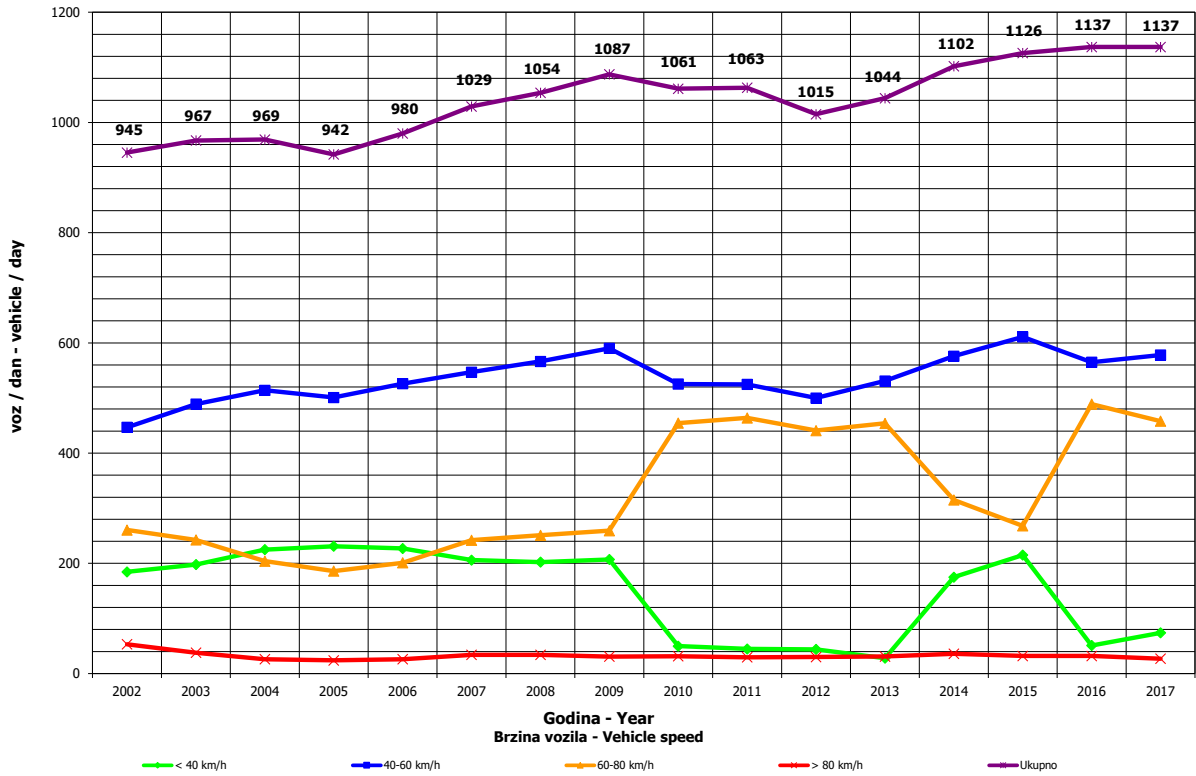
Podrašnica / 2+138,00
 M 15 (MII-503) / Rogolji - Barači

Month	Direction	minimum hour		maximum hour		minimum day		maximum day		day time average (5-21 h)	night average (21-05 h)	working day average	weekend average	summer average
		date/day	hour	date/day	hour	date/day	veh/day	date/day	veh/day					
January	I	31/Tuesday	4	9/Monday	16	25/Wednesday	172	6/Friday	488	272	37	298	328	
	II	31/Tuesday	4	15/Sunday	16	25/Wednesday	168	9/Monday	456	270	35	290	332	
	I-II	31/Tuesday	4	9/Monday	16	25/Wednesday	340	6/Friday	892	542	72	588	661	
February	I	28/Tuesday	4	15/Wednesday	15	28/Tuesday	208	19/Sunday	391	275	29	301	310	
	II	28/Tuesday	3	19/Sunday	16	28/Tuesday	209	19/Sunday	416	278	27	299	322	
	I-II	22/Wednesday	3	19/Sunday	15	28/Tuesday	417	19/Sunday	807	553	56	600	632	
March	I	31/Friday	2	12/Sunday	12	13/Monday	164	31/Friday	471	279	29	292	356	
	II	31/Friday	4	26/Sunday	15	13/Monday	172	26/Sunday	517	278	28	288	356	
	I-II	30/Thursday	4	26/Sunday	15	13/Monday	336	26/Sunday	981	557	57	580	713	
April	I	30/Sunday	3	23/Sunday	11	11/Tuesday	370	23/Sunday	630	430	46	444	523	
	II	30/Sunday	4	23/Sunday	18	4/Tuesday	347	23/Sunday	640	416	51	431	520	
	I-II	26/Wednesday	2	23/Sunday	17	4/Tuesday	732	23/Sunday	1270	846	96	876	1043	
May	I	31/Wednesday	3	5/Friday	19	18/Thursday	384	5/Friday	918	462	58	493	585	
	II	30/Tuesday	1	6/Saturday	0	18/Thursday	389	6/Saturday	880	445	73	469	637	
	I-II	29/Monday	2	5/Friday	19	18/Thursday	773	6/Saturday	1692	907	131	963	1222	
June	I	29/Thursday	3	10/Saturday	9	7/Wednesday	400	24/Saturday	762	483	63	526	587	546
	II	30/Friday	4	25/Sunday	20	7/Wednesday	391	25/Sunday	779	449	81	502	586	530
	I-II	29/Thursday	3	25/Sunday	20	7/Wednesday	791	25/Sunday	1487	932	145	1028	1173	1076
July	I	13/Thursday	2	22/Saturday	11	4/Tuesday	502	22/Saturday	1074	648	90	679	863	738
	II	27/Thursday	3	23/Sunday	17	4/Tuesday	499	30/Sunday	1061	590	123	647	851	713
	I-II	5/Wednesday	3	22/Saturday	11	4/Tuesday	1001	22/Saturday	2010	1238	213	1326	1714	1451
August	I	30/Wednesday	3	2/Wednesday	13	30/Wednesday	464	1/Tuesday	1105	621	76	663	796	697
	II	30/Wednesday	4	1/Tuesday	18	30/Wednesday	478	1/Tuesday	1133	621	102	674	864	723
	I-II	30/Wednesday	3	2/Wednesday	14	30/Wednesday	942	1/Tuesday	2238	1243	177	1337	1661	1420
September	I	28/Thursday	3	23/Saturday	9	27/Wednesday	450	3/Sunday	690	516	58	549	635	575
	II	29/Friday	4	3/Sunday	19	28/Thursday	451	3/Sunday	819	512	64	538	667	576
	I-II	28/Thursday	3	3/Sunday	19	27/Wednesday	907	3/Sunday	1509	1029	122	1086	1301	1151
October	I	26/Thursday	4	7/Saturday	9	16/Monday	425	7/Saturday	813	486	51	507	608	
	II	31/Tuesday	2	15/Sunday	18	16/Monday	432	7/Saturday	743	486	50	495	637	
	I-II	26/Thursday	3	15/Sunday	15	16/Monday	857	7/Saturday	1556	972	101	1002	1245	
November	I	29/Wednesday	3	19/Sunday	8	30/Thursday	354	4/Saturday	651	434	39	447	543	
	II	30/Thursday	4	11/Saturday	17	30/Thursday	358	4/Saturday	648	439	37	446	556	
	I-II	28/Tuesday	3	19/Sunday	8	30/Thursday	712	4/Saturday	1299	872	75	893	1099	
December	I	28/Thursday	4	3/Sunday	8	20/Wednesday	295	8/Friday	505	369	36	388	442	
	II	29/Friday	3	9/Saturday	16	26/Tuesday	324	3/Sunday	558	367	37	385	443	
	I-II	21/Thursday	3	3/Sunday	16	26/Tuesday	663	3/Sunday	1062	736	73	773	885	
Year	I	31.1/Tuesday	4	22.7/Saturday	11	13.3/Monday	164	1.8/Tuesday	1105	441	51	467	547	640
	II	31.1/Tuesday	4	1.8/Tuesday	18	25.1/Wednesday	168	1.8/Tuesday	1133	430	59	457	562	637
	I-II	31.1/Tuesday	4	2.8/Wednesday	14	13.3/Monday	336	1.8/Tuesday	2238	871	110	925	1109	1277

GODIŠNJA NERAVNOMJERNOST SAOBRAĆAJNOG TOKA
TRAFFIC FLOW ANNUAL VARIATION

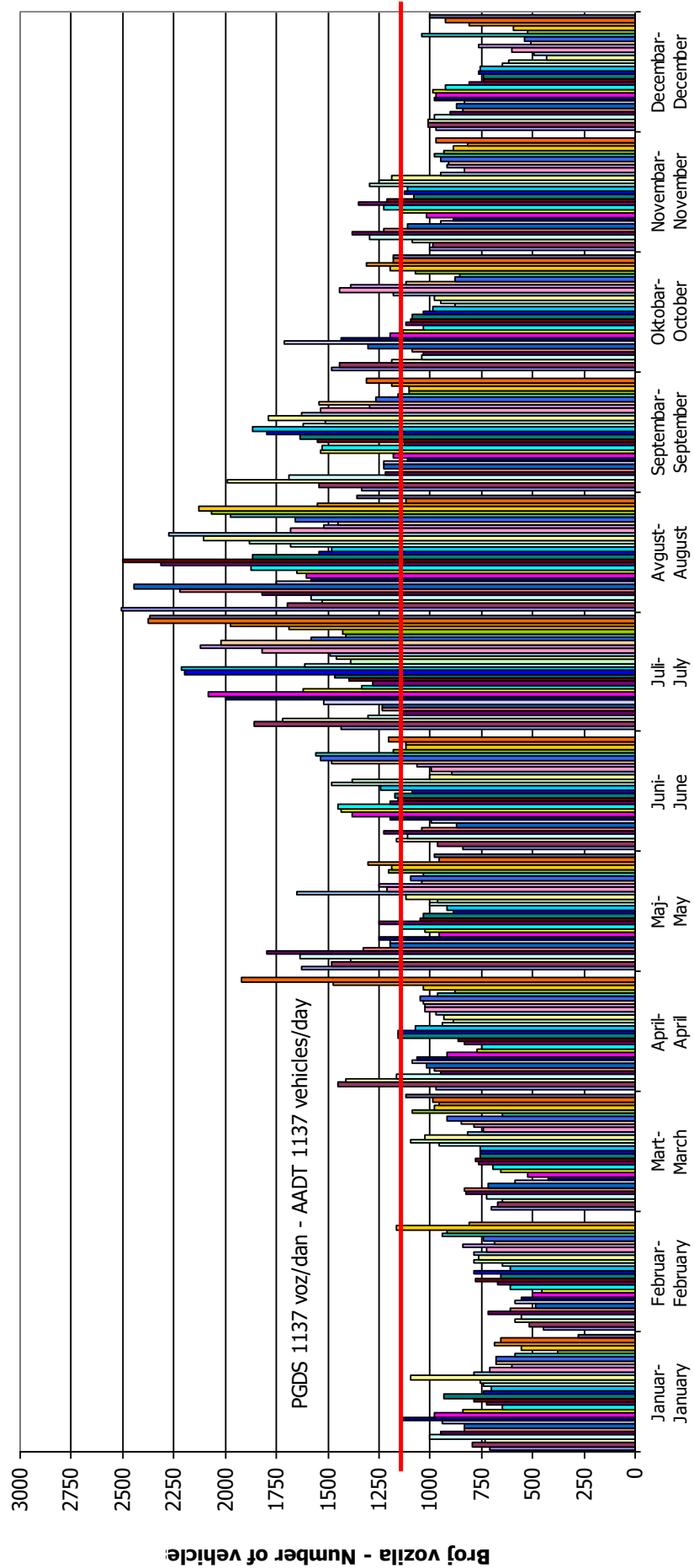
Automatski brojač broj - Automatic counter number
 Lokalitet - Location / Stacionaža - Mileage [km+m]
 Broj puta - Road number / Dionica - Section

000021
 Podrašnica / 2+138,00
 M 15 (MII-503) / Rogolji - Barači



**DNEVNA NERAVNOMJERNOST SAOBRAĆAJNOG TOKA
 TRAFFIC FLOW DAILY VARIATION**

Automatski brojač broj - Automatic counter number 000021
 Lokalizet - Location / Stacionaža - Mileage [km+tm] Podrašnica / 2+138,00
 Broj puta - Road number/ Dionica - Section M 15 (MII-503) / Rogolji - Barači

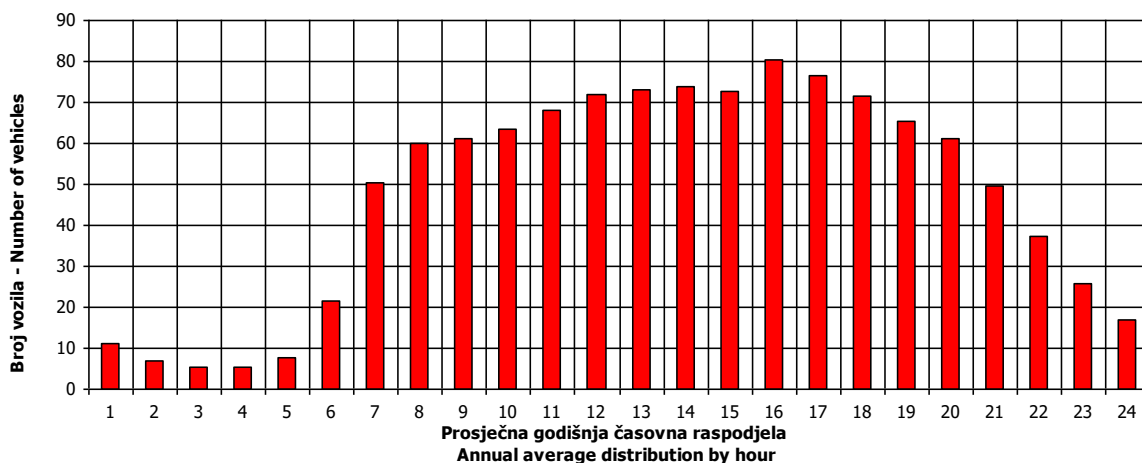


VREMENSKA RASPODJELA SAOBRAĆAJNOG TOKA TRAFFIC FLOW TIME DISTRIBUTION

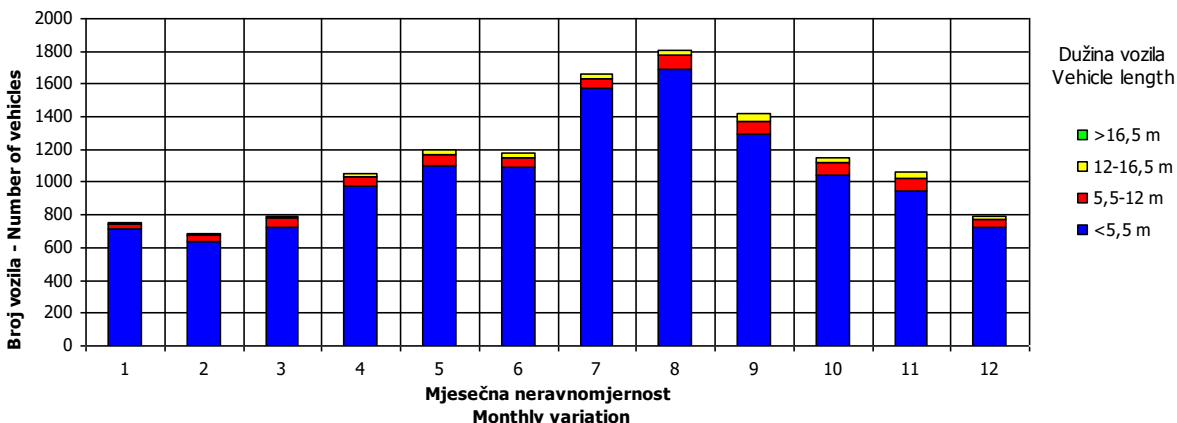
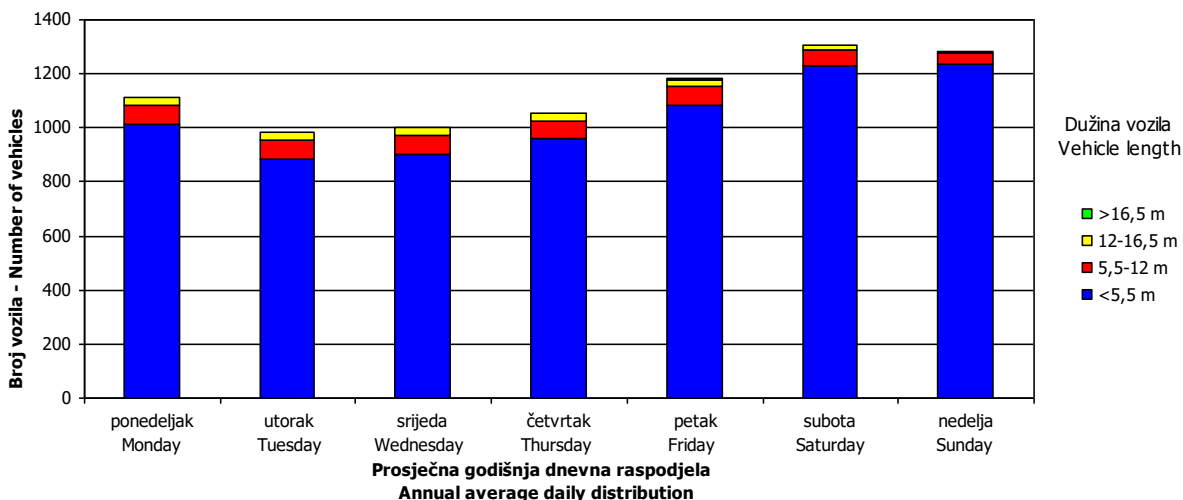
Automatski brojač broj - Automatic counter number
 Lokalitet - Location / Stacionaža - Mileage [km+m]
 Broj puta - Road number / Dionica - Section

000021
 Podrašnica / 2+138,00
 M 15 (MII-503) / Rogolji - Barači

PGDS 1137 voz/dan AADT 1137 veh/day



21

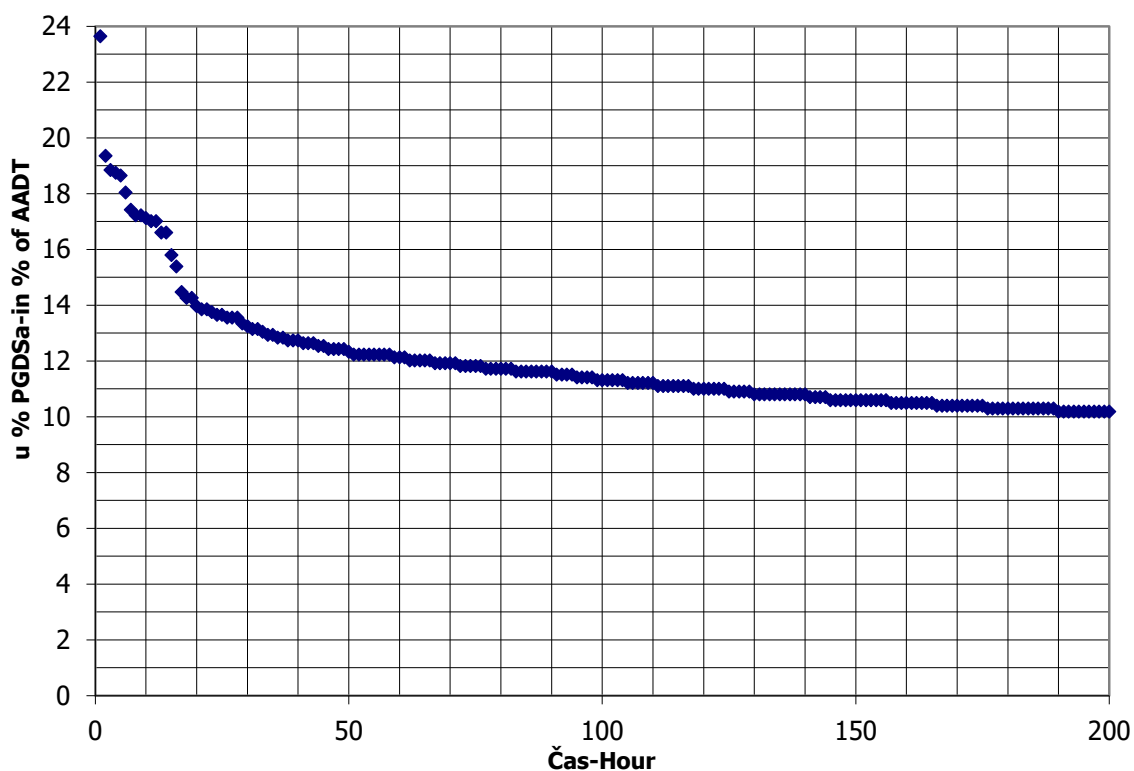


SATNA DISTRIBUCIJA SAOBRAĆAJNOG TOKA TRAFFIC FLOW HOURLY DISTRIBUTION

Automatski brojač broj - Automatic counter number
 Lokalitet - Location / Stacionaža - Mileage [km+m]
 Broj puta - Road number / Dionica - Section

000021
 Podrašnica / 2+138,00
 M 15 (MII-503) / Rogolji - Barači

PGDS - AADT	1137 voz/dan - veh/day								
	Čas - Hour	Maksimalni vršni sat - Maximum peak hour	10	20	30	40	50	100	200
Sat u danu - Hour of day	14	15	14	16	19	7	21	15	
Sat u godini - Hour in year	5127	5104	5103	5129	5060	4856	4222	5536	
Dan - Day of week	srijeda - Wednesday	utorak - Tuesday	utorak - Tuesday	srijeda - Wednesday	nedelja - Sunday	subota - Saturday	nedelja - Sunday	subota - Saturday	
Datum - Date	2	1	1	2	30	22	25	19	
Mjesec - Month	Avgust - August	Avgust - August	Avgust - August	Avgust - August	Juli - July	Juli - July	Juni - June	Avgust - August	
Vrijednost - Value	232	168	137	130	125	121	111	100	
% - percent	23.64	17.12	13.96	13.25	12.74	12.33	11.31	10.19	



BRONJE VOZILA NA MREŽI PUTEVA U REPUBLICI SRPSKOJ – 2017. GODINA
VEHICLE COUNTING ON THE ROAD NETWORK OF THE REPUBLIC OF SRPSKA – YEAR 2017

MJESEČNI BROJ VOZILA
MONTHLY NUMBER OF VEHICLES

Automatski brojač broj - Automatic counter number
 Lokalitet - Location / Stacionaža - Mileage [km+m]
 Broj puta - Road number / Dionica - Section

000022
 Velečevo / 1+239,00
 M 5 (MI-112) / granica / border RS (Velečevo) -
 Čađavica

	Mjesec - Month											
	Januar- January	Februar- February	Mart- March	April- April	Maj- May	Juni- June	Juli- July	August- August	Septembar- September	Oktober- October	Novembar- November	Decembar- December
1	1575	1283	1789	3071	2939	2251	2895	3123	2588	2827	2296	2112
2	2192	1413	1876	2988	2920	2481	2905	3053	3060	2462	2287	2248
3	1933	1524	1824	2597	2321	2681	2991	3079	2785	2423	2234	1937
4	2102	1657	1984	2916	2516	2680	2617	3455	2717	2281	2746	1708
5	2266	1908	1901	2436	2770	3359	2601	3825	2467	2231	2744	1889
6	2609	1417	1816	2347	2622	2359	2697	4120	2575	2557	2526	1903
7	1398	1138	1626	2390	2580	2126	2783	4223	2980	2928	2289	2054
8	1754	1408	1474	2617	2416	2307	3140	3395	2075	2854	2194	1941
9	1156	1496	1136	2464	2225	2336	3341	3349	2860	2832	2171	1908
10	1374	1599	1281	2294	2129	2873	3101	3163	3125	2273	2339	1757
11	1447	1659	1686	2014	2231	2643	3073	3192	3111	2643	2866	1496
12	1146	1693	1682	1856	2475	2653	2761	3661	2390	2389	2742	1595
13	1385	1105	1525	1996	2730	2239	2914	3826	2521	2610	2494	1712
14	1461	1314	1747	2318	2419	2190	2902	4139	2532	2762	2412	1788
15	1504	1526	1721	2463	2271	2467	3124	3245	2532	2399	1784	1731
16	1797	1859	1835	2244	2201	2573	3221	2830	3141	2390	2367	2083
17	1657	1605	2372	2308	2044	2825	3392	3018	3056	2209	2323	1825
18	1753	1787	2492	2126	2276	2686	2774	3110	2878	2208	2479	1720
19	1802	2044	2272	1917	2419	2547	2800	3435	2520	2145	2415	1964
20	1880	1809	2176	2093	2683	2370	2772	3165	2772	2194	2640	1964
21	1903	1751	1897	2111	2812	2253	2921	3287	2538	2834	2142	2138
22	1849	1850	1893	2493	2583	2386	3454	2826	2644	2560	2148	2284
23	1537	1846	2006	2429	2239	3053	3694	2584	2995	2676	2158	2598
24	1523	2004	2072	2274	2344	3192	4004	2803	2882	2265	2064	2084
25	1647	2106	2370	2083	2291	2972	3099	2857	2607	2045	2351	1133
26	1308	2492	1784	2196	2345	3013	3016	3346	2427	2276	2137	2075
27	910	2171	2147	2076	2650	2641	3074	3267	2221	2234	1845	1367
28	1379	2012	2003	2569	2528	2341	3192	3282	2410	2892	1891	1675
29	1655	1946	2020	3534	2428	2583	3558	2614	2420	2765	1828	2100
30	1454		2114	2961	2075	2527	3836	2376	2753	2453	2033	2347
31	858		2711		2064		3973	2525		2551		2211
Ukupno- Total	50168	49337	59199	72177	75539	77668	96679	100243	80634	77187	68937	59285
Prosjek- Average	1618	1701	1910	2406	2437	2589	3119	3234	2688	2490	2298	1912
Godišnji prosjek (PGDS) - Annual average (AADT)												2369

BROJANJE VOZILA NA MREŽI PUTEVA U REPUBLICI SRPSKOJ – 2017. GODINA
VEHICLE COUNTING ON THE ROAD NETWORK OF THE REPUBLIC OF SRPSKA – YEAR 2017

STRUKTURA SAOBRAĆAJNOG TOKA
TRAFFIC FLOW COMPOSITION

Automatski brojač broj - Automatic counter number 000022
 Lokalitet - Location / Stacionaža - Mileage [km+m] Velečevo / 1+239,00
 Broj puta - Road number / Dionica - Section M 5 (MI-112) / granica / border RS (Velečevo) - Čađavica

Mjesec- Month	Smjer- Direction	Dužina vozila - Vehicle length								Ukupno- Total
		< 5,5 m	(%)	5,5 - 12 m	(%)	12 - 16,5 m	(%)	< 16,5 m	(%)	
Januar - January	I	21651	87.6	2381	9.6	610	2.5	76	0.3	24718
	II	22360	87.9	2353	9.2	672	2.6	65	0.3	25450
	ukupno - total	44011	87.7	4734	9.4	1282	2.6	142	0.3	50168
Februar - February	I	21169	85.7	2637	10.7	762	3.1	141	0.6	24709
	II	21136	85.8	2556	10.4	846	3.4	91	0.4	24628
	ukupno - total	42305	85.7	5193	10.5	1608	3.3	231	0.5	49337
Mart - March	I	24792	84.2	3429	11.6	1070	3.6	170	0.6	29462
	II	25222	84.8	3230	10.9	1153	3.9	132	0.4	29737
	ukupno - total	50014	84.5	6659	11.2	2223	3.8	302	0.5	59199
April - April	I	30135	85.1	3706	10.5	1358	3.8	223	0.6	35423
	II	31639	86.1	3477	9.5	1524	4.1	114	0.3	36755
	ukupno - total	61774	85.6	7184	10.0	2883	4.0	337	0.5	72177
Maj - May	I	32423	85.3	3840	10.1	1579	4.2	163	0.4	38005
	II	31983	85.2	3644	9.7	1821	4.9	86	0.2	37534
	ukupno - total	64406	85.3	7484	9.9	3400	4.5	248	0.3	75539
Juni - June	I	32587	85.0	4081	10.6	1523	4.0	143	0.4	38334
	II	33343	84.8	4039	10.3	1883	4.8	68	0.2	39334
	ukupno - total	65930	84.9	8121	10.5	3406	4.4	211	0.3	77668
Juli - July	I	42461	87.8	4074	8.4	1712	3.5	92	0.2	48338
	II	42400	87.7	3864	8.0	2031	4.2	46	0.1	48341
	ukupno - total	84861	87.8	7938	8.2	3743	3.9	137	0.1	96679
Avgust - August	I	44085	88.2	3991	8.0	1777	3.6	116	0.2	49968
	II	44305	88.1	3803	7.6	2104	4.2	63	0.1	50275
	ukupno - total	88390	88.2	7794	7.8	3881	3.9	179	0.2	100243
Septembar - September	I	33945	84.8	4205	10.5	1688	4.2	186	0.5	40025
	II	34397	84.7	4127	10.2	1991	4.9	94	0.2	40609
	ukupno - total	68343	84.8	8332	10.3	3679	4.6	280	0.3	80634
Oktobar - October	I	32212	84.2	4163	10.9	1641	4.3	255	0.7	38271
	II	32670	84.0	4065	10.4	2016	5.2	165	0.4	38916
	ukupno - total	64883	84.1	8227	10.7	3658	4.7	420	0.5	77187
Novembar - November	I	28499	83.9	3743	11.0	1461	4.3	259	0.8	33962
	II	29339	83.9	3675	10.5	1794	5.1	168	0.5	34976
	ukupno - total	57837	83.9	7418	10.8	3255	4.7	427	0.6	68937
Decembar - December	I	25575	85.3	3239	10.8	973	3.2	179	0.6	29967
	II	24911	85.0	3183	10.9	1077	3.7	147	0.5	29318
	ukupno - total	50487	85.2	6422	10.8	2051	3.5	326	0.5	59285
Ukupno (godišnje) - Total (annual)	I	369535	85.7	43489	10.1	16155	3.7	2002	0.5	431181
	II	373706	85.7	42017	9.6	18912	4.3	1238	0.3	435873
	ukupno - total	743240	85.7	85506	9.9	35067	4.0	3240	0.4	867054
Prosjek (PGDS) - Average (AADT)	I	1010	85.7	119	10.1	44	3.7	5	0.5	1178
	II	1021	85.7	115	9.6	52	4.3	3	0.3	1191
	ukupno - total	2031	85.7	234	9.9	96	4.0	9	0.4	2369

BRONANJE VOZILA NA MREŽI PUTEVA U REPUBLICI SRPSKOJ – 2017. GODINA
VEHICLE COUNTING ON THE ROAD NETWORK OF THE REPUBLIC OF SRPSKA – YEAR 2017

SAOBRAĆAJNI POKAZATELJI

Automatski brojač broj
 Lokaliteta / Stacionaža [km+m]
 Broj puta / Dionica

000022

Velečevo / 1+239,00

M 5 (MI-112) / granica / border RS (Velečevo) - Čadavica

Mjesec	Smjer	minimalni čas		maksimalni čas		minimalni dan		maksimalni dan		dnevni prosjek (05-21 h)	noćni prosjek (21-05 h)	prosjek radnim danom	prosjek vikendom	ljetni prosjek	
		datum/dan	čas	voz/h	datum/dan	čas	voz/dan	datum/dan	voz/dan						
Januar	I	15/nedjelja	2	0	8/nedjelja	15	82	25/srijeda	284	841	64	621	592		
	II	29/nedjelja	5	0	6/petak	16	91	25/srijeda	250	941	60	640	589		
Februar	I-II	2/ponedjeljak	4	1	6/petak	12	154	25/srijeda	534	1642	124	1262	1180		
	I	26/nedjelja	3	0	19/nedjelja	16	87	5/nedjelja	501	823	62	691	616		
Mart	II	10/petak	1	0	17/petak	16	74	5/nedjelja	503	792	59	681	608		
	I-II	19/nedjelja	4	3	24/petak	16	139	5/nedjelja	1004	1615	121	1372	1224		
April	I	11/subota	2	0	26/nedjelja	15	83	13/ponedjeljak	326	962	68	657	664		
	II	15/srijeda	2	0	31/petak	15	95	13/ponedjeljak	369	969	62	660	671		
Maj	I-II	24/petak	0	2	31/petak	15	174	13/ponedjeljak	695	1931	130	1317	1335		
	I	22/subota	3	1	15/subota	19	144	3/ponedjeljak	801	1423	106	944	1042		
Juni	II	13/četvrtak	1	0	15/subota	12	151	4/utorak	810	1423	99	964	1030		
	I-II	26/srijeda	3	5	15/subota	12	234	6/četvrtak	1621	2723	205	1908	2072		
Juli	I	17/srijeda	0	2	28/nedjelja	19	123	24/srijeda	708	1277	871	974	1017		
	II	1/ponedjeljak	4	0	5/petak	16	109	1/ponedjeljak	752	1243	863	116	980	979	
Avgust	I-II	1/ponedjeljak	4	3	5/petak	16	196	24/srijeda	1623	2369	1735	1954	1996		
	I	3/subota	2	2	11/nedjelja	18	109	4/nedjelja	824	1253	132	1012	1045	1023	
Septembar	II	24/subota	3	1	23/petak	21	122	4/nedjelja	855	1309	895	1032	1032		
	I-II	4/nedjelja	4	5	25/nedjelja	19	208	4/nedjelja	1679	2525	269	2045	2077	2055	
Oktobar	I	4/utorak	0	4	23/nedjelja	19	247	5/srijeda	1061	1787	1121	185	1453	1305	
	II	7/petak	3	2	28/petak	19	146	9/nedjelja	1035	1680	1109	1261	1344	1288	
Novembar	I-II	12/srijeda	3	10	23/nedjelja	19	331	5/srijeda	2135	3221	2229	2496	2797	2593	
	I	23/srijeda	2	4	20/nedjelja	19	167	31/četvrtak	1026	1706	1176	161	1271	1526	1337
Decembar	II	22/utorak	3	3	11/petak	17	125	30/srijeda	1041	1565	1157	170	1301	1403	1328
	I-II	22/utorak	1	11	12/subota	15	254	30/srijeda	2070	3216	2333	331	2572	2929	2664
Godina	I	30/subota	2	3	24/nedjelja	18	154	26/utorak	887	1341	952	1025	1200	1077	
	II	3/nedjelja	4	0	22/petak	19	117	26/utorak	916	1309	957	1077	1140	1096	
Godina	I-II	3/nedjelja	4	5	24/nedjelja	18	225	26/utorak	1803	2547	1909	264	2102	2339	2173
	I	22/nedjelja	2	2	29/nedjelja	16	133	24/utorak	794	1303	866	105	936	1055	
Godina	II	30/ponedjeljak	3	0	7/subota	9	129	17/utorak	790	1252	846	104	953	941	
	I-II	29/nedjelja	3	5	8/nedjelja	17	209	24/utorak	1602	2381	1711	209	1889	1996	
Godina	I	2/četvrtak	2	0	19/nedjelja	17	139	2/četvrtak	699	1111	838	900	1001		
	II	13/ponedjeljak	3	0	4/subota	9	117	2/četvrtak	728	1217	851	89	926	978	
Godina	I-II	2/četvrtak	2	3	19/nedjelja	17	221	2/četvrtak	1427	2316	1689	177	1826	1978	
	I	15/petak	0	1	15/petak	13	107	30/subota	524	1071	745	88	843	812	
Godina	II	24/nedjelja	5	0	1/petak	18	98	30/subota	497	1039	731	81	824	786	
	I-II	30/subota	1	4	1/petak	15	185	30/subota	1021	2110	1476	169	1667	1599	
Godina	I	15.1/nedjelja	2	0	23.7/nedjelja	19	247	25.1/srijeda	284	1787	842	109	928	1000	
	II	29.1/nedjelja	5	0	15.4/subota	12	151	25.1/srijeda	250	1680	840	108	944	958	
Godina	I-II	2.1/ponedjeljak	4	1	23.7/nedjelja	19	331	25.1/srijeda	534	3221	1682	217	1872	1958	

BRONJE VOZILA NA MREZI PUTEVA U REPUBLICI SRPSKOJ – 2017. GODINA
VEHICLE COUNTING ON THE ROAD NETWORK OF THE REPUBLIC OF SRPSKA – YEAR 2017

TRAFFIC PARAMETERS

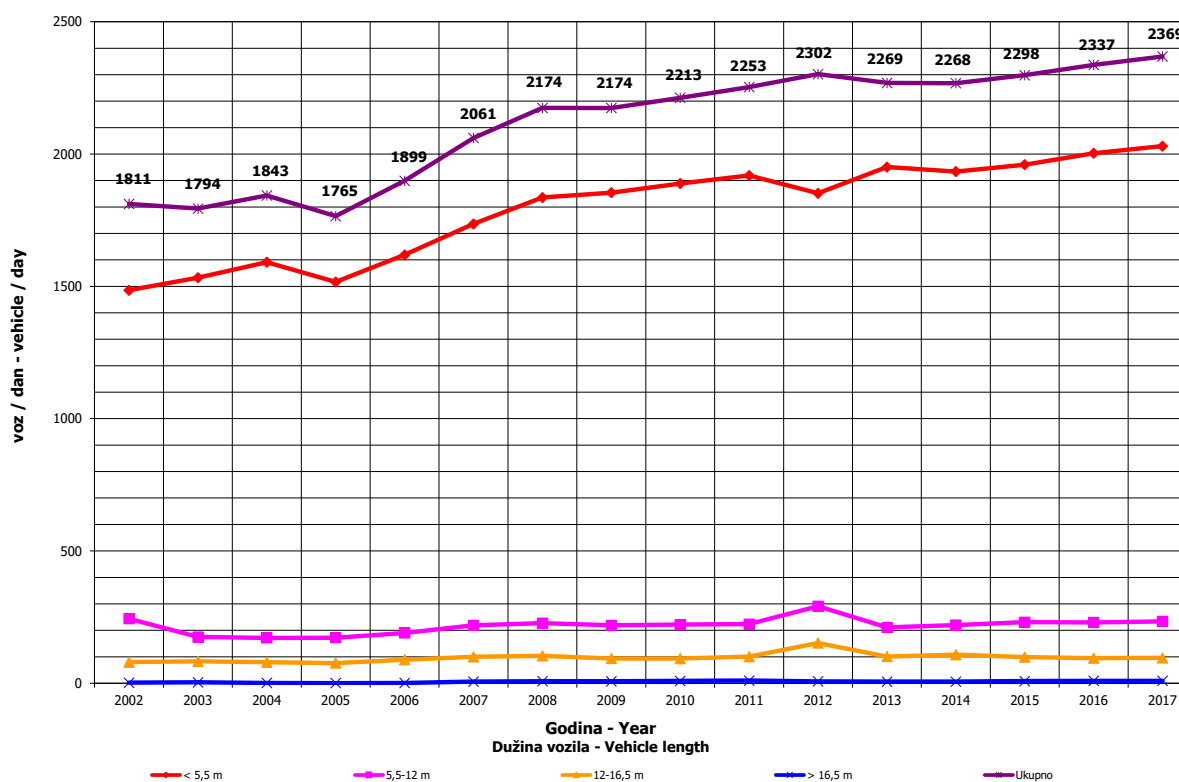
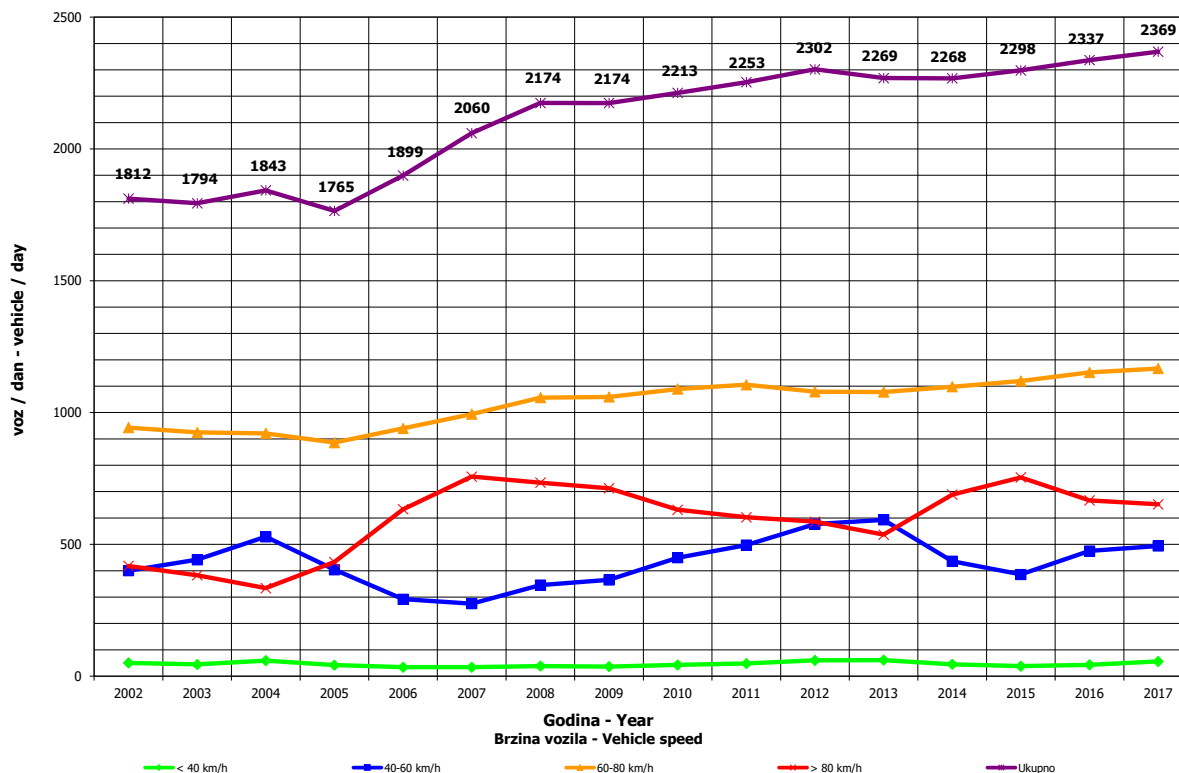
Automatic counter number **000022**
 Location / Mileage [km+m] **Velečevo / 1+239,00**
 Road number / Section **M 5 (MI-112) / granica / border RS (Velečevo) - Čadavica**

Month	Direction	minimum hour		maximum hour		veh/h	veh/h	minimum day		maximum day		veh/day	day time average (5-21 h)	night average (21-05 h)	working day average	weekend average	summer average
		date/day	hour	date/day	hour			date/day	date/day	veh/day	veh/day						
January	I	15/Sunday	2	8/Sunday	15	82	284	25/Wednesday	20/Friday	841	547	64	621	592			
	II	29/Sunday	5	6/Friday	16	91	530	25/Wednesday	6/Friday	941	562	60	640	589			
	I+II	2/Monday	4	6/Friday	12	154	534	25/Wednesday	6/Friday	1642	1109	124	1262	1180			
February	I	26/Sunday	3	19/Sunday	16	87	501	5/Sunday	17/Friday	823	607	62	691	616			
	II	10/Friday	1	17/Friday	16	74	503	5/Sunday	17/Friday	792	601	59	681	608			
	I+II	19/Sunday	4	24/Friday	16	139	1004	5/Sunday	17/Friday	1615	1208	121	1372	1224			
March	I	11/Saturday	2	26/Sunday	15	83	326	13/Monday	31/Friday	962	591	68	657	664			
	II	15/Wednesday	2	31/Friday	15	95	369	13/Monday	31/Friday	969	600	62	660	671			
	I+II	24/Friday	0	31/Friday	15	174	695	13/Monday	31/Friday	1931	1191	130	1317	1335			
April	I	22/Saturday	3	15/Saturday	19	144	801	3/Monday	15/Saturday	1423	877	106	944	1042			
	II	13/Thursday	1	15/Saturday	12	151	810	4/Tuesday	29/Saturday	1423	891	99	964	1030			
	I+II	26/Wednesday	3	15/Saturday	12	234	1621	6/Thursday	15/Saturday	2723	1768	205	1908	2072			
May	I	17/Wednesday	0	28/Sunday	19	123	708	24/Wednesday	2/Tuesday	1277	871	115	974	1017			
	II	1/Monday	4	5/Friday	16	109	752	1/Monday	27/Saturday	1243	863	116	980	979			
	I+II	1/Monday	4	5/Friday	16	196	1623	24/Wednesday	27/Saturday	2369	1735	231	1954	1996			
June	I	3/Saturday	2	11/Sunday	18	109	824	4/Sunday	25/Sunday	1253	891	132	1012	1045			
	II	24/Saturday	3	23/Friday	21	122	855	4/Sunday	24/Saturday	1309	895	137	1032	1032			
	I+II	4/Sunday	4	23/Sunday	19	208	1679	4/Sunday	24/Saturday	2525	1787	269	2045	2077			
July	I	4/Tuesday	0	25/Sunday	19	247	1061	5/Wednesday	23/Sunday	1787	1121	185	1235	1453			
	II	7/Friday	3	28/Friday	19	146	1035	9/Sunday	15/Saturday	1680	1109	179	1261	1344			
	I+II	12/Wednesday	3	23/Sunday	19	331	2135	5/Wednesday	15/Saturday	3221	2229	364	2496	2797			
August	I	23/Wednesday	2	20/Sunday	19	167	1026	31/Thursday	13/Sunday	1706	1176	161	1271	1526			
	II	22/Tuesday	3	11/Friday	17	125	1041	30/Wednesday	18/Friday	1565	1157	170	1301	1403			
	I+II	22/Tuesday	1	12/Saturday	15	254	2070	30/Wednesday	12/Saturday	3216	2333	331	2572	2929			
September	I	30/Saturday	2	24/Sunday	18	154	887	26/Tuesday	17/Sunday	1341	952	126	1025	1200			
	II	3/Sunday	4	22/Friday	19	117	916	26/Tuesday	22/Friday	1309	957	139	1077	1140			
	I+II	3/Sunday	4	24/Sunday	18	225	1803	26/Tuesday	22/Friday	2547	1909	264	2102	2339			
October	I	22/Sunday	2	29/Sunday	16	133	794	24/Tuesday	28/Saturday	1303	866	105	936	1055			
	II	30/Monday	3	7/Saturday	9	129	790	17/Tuesday	7/Saturday	1252	846	104	953	941			
	I+II	29/Sunday	3	8/Sunday	17	209	1602	24/Tuesday	7/Saturday	2381	1711	209	1889	1996			
November	I	2/Thursday	2	19/Sunday	17	139	699	2/Thursday	5/Sunday	1111	838	88	900	1001			
	II	13/Monday	3	4/Saturday	9	117	728	2/Thursday	4/Saturday	1217	851	89	926	978			
	I+II	2/Thursday	2	19/Sunday	17	221	1427	2/Thursday	4/Saturday	2316	1689	177	1826	1978			
December	I	15/Friday	0	15/Friday	13	107	524	30/Saturday	8/Friday	1071	745	88	843	812			
	II	20/Sunday	5	1/Friday	18	98	497	30/Saturday	8/Friday	1039	731	81	824	786			
	I+II	30/Saturday	1	1/Friday	15	185	1021	30/Saturday	8/Friday	2110	1476	169	1667	1599			
Year	I	15.1/Sunday	2	23.7/Sunday	19	247	284	25.1/Wednesday	23.7/Sunday	1787	842	109	928	1000			
	II	29.1/Sunday	5	15.4/Saturday	12	151	250	25.1/Wednesday	15.7/Saturday	1680	840	108	944	958			
	I+II	2.1/Monday	4	23.7/Sunday	19	331	534	25.1/Wednesday	15.7/Saturday	3221	1682	217	1872	1958			

GODIŠNJA NERAVNOMJERNOST SAOBRAĆAJNOG TOKA TRAFFIC FLOW ANNUAL VARIATION

Automatski brojač broj - Automatic counter number
 Lokalizet - Location / Stacionaža - Mileage [km+m]
 Broj puta - Road number / Dionica - Section

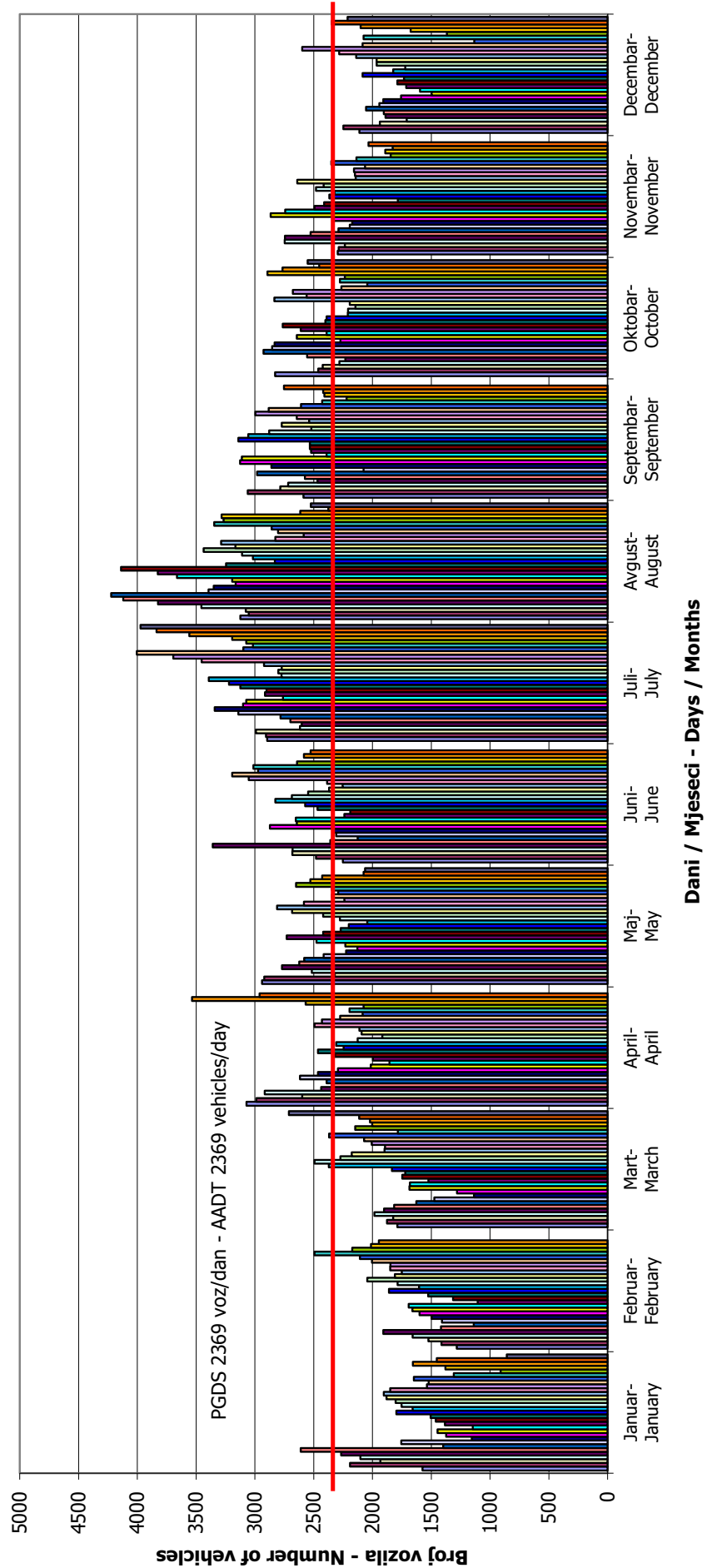
000022
 Velečevo / 1+239,00
 M 5 (MI-112) / granica / border RS (Velečevo) -
 Čađavica



**DNEVNA NERAVNOMJERNOST SAOBRAĆAJNOG TOKA
 TRAFFIC FLOW DAILY VARIATION**

000022
 Velečevo / 1+239,00
 M 5 (MI-112) / granica / border RS (Velečevo) - Čadavica

Automatski brojač broj - Automatic counter number
 Lokalityet - Location / Stacionaža - Mileage [km+m]
 Broj puta - Road number/ Dionica - Section

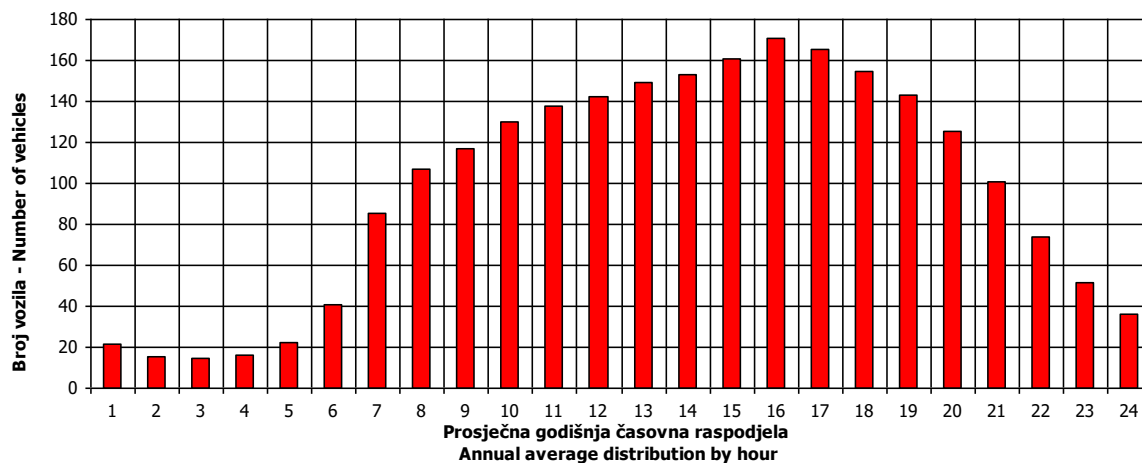


VREMENSKA RASPODJELA SAOBRAĆAJNOG TOKA TRAFFIC FLOW TIME DISTRIBUTION

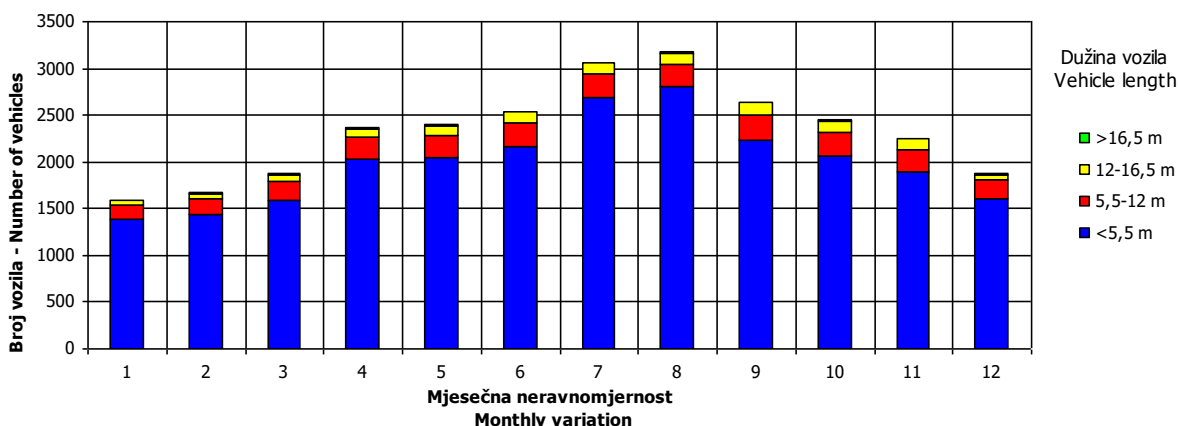
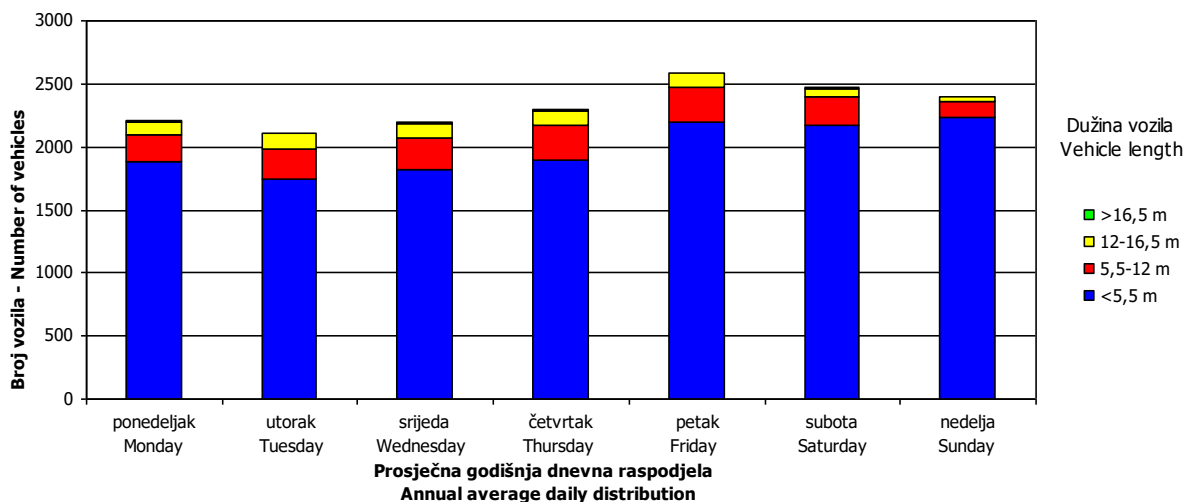
Automatski brojač broj - Automatic counter number
 Lokalitet - Location / Stacionaža - Mileage [km+m]
 Broj puta - Road number / Dionica - Section

000022
 Velečevo / 1+239,00
 M 5 (MI-112) / granica / border RS (Velečevo) -
 Čadavica

PGDS 2369 voz/dan AADT 2369 veh/day



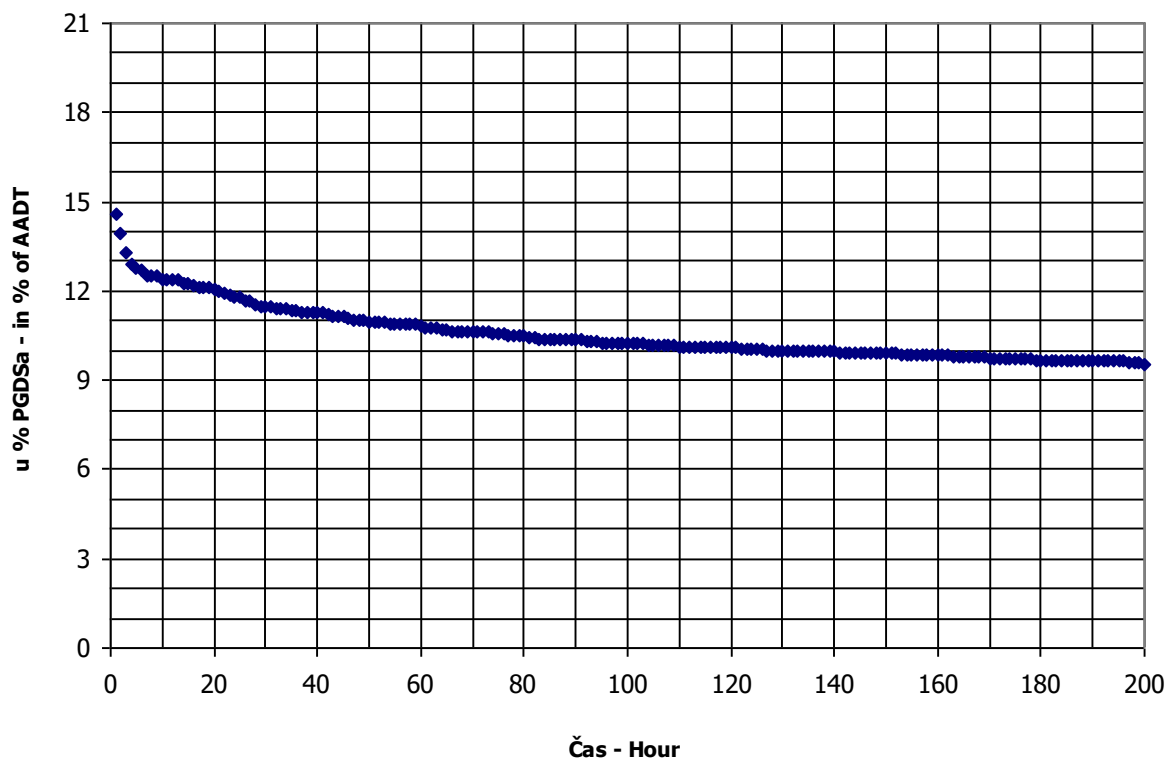
22



SATNA DISTRIBUCIJA SAOBRAĆAJNOG TOKA
TRAFFIC FLOW HOURLY DISTRIBUTION

Automatski brojač broj - Automatic counter number 000022
 Lokalitet - Location / Stacionaža - Mileage [km+m] Velečevo / 1+239,00
 Broj puta - Road number / Dionica - Section M 5 (MI-112) / granica / border RS (Velečevo) - Čađavica

PGDS - AADT	2369 voz/dan - veh/day							
Čas - Hour	Maksimalni vršni sat - Maximum peak hour	10	20	30	40	50	100	200
Sat u danu - Hour of day	19	19	13	14	17	17	17	17
Sat u godini - Hour in year	4892	5564	5030	5175	4890	6738	5226	2922
Dan - Day of week	nedelja - Sunday	nedelja - Sunday	subota - Saturday	petak - Friday	nedelja - Sunday	nedelja - Sunday	nedelja - Sunday	utorak - Tuesday
Datum - Date	23	20	29	4	23	8	6	2
Mjesec - Month	Juli - July	Avgust - August	Juli - July	Avgust - August	Juli - July	Oktobar - October	Avgust - August	Maj - May
Vrijednost - Value	331	235	225	218	212	209	195	182
% - percent	17.44	12.38	11.85	11.48	11.17	11.01	10.27	9.59



BROJANJE VOZILA NA MREŽI PUTEVA U REPUBLICI SRPSKOJ – 2017. GODINA
VEHICLE COUNTING ON THE ROAD NETWORK OF THE REPUBLIC OF SRPSKA – YEAR 2017

MJESEČNI BROJ VOZILA
MONTHLY NUMBER OF VEHICLES

Automatski brojač broj - Automatic counter number

000023

Lokalitet - Location / Stacionaža - Mileage [km+m]

Garevac / 11+104,00

Broj puta - Road number / Dionica - Section

M 17 (MI-105) / Crkvina - Modriča 1

	Mjesec - Month											
	Januar- January	Februar- February	Mart- March	April- April	Maj- May	Juni- June	Juli- July	August- August	Septembar- September	Oktoibar- October	Novembar- November	Decembar- December
1	3285	4032	4741	6506	5016	4839	5944	7806	6103	5803	5802	4662
2	4605	4056	4622	5059	5455	5384	5547	7321	6697	4777	5484	5379
3	4351	4340	4597	4493	5759	6060	4942	7371	6152	5612	5479	4198
4	5056	4264	5117	5047	6034	5106	5568	7681	5796	5792	6196	3446
5	5466	4826	4419	5179	7251	5052	5602	8031	5697	5712	5581	4827
6	3879	3918	3761	5232	6547	5149	5952	7904	5928	5964	4987	4882
7	2996	3001	4524	5281	5992	5392	5946	7470	6048	6900	5573	5022
8	4867	3869	4599	5688	5283	5360	6570	7341	5387	6289	5607	5008
9	4817	4248	3278	5198	5639	5511	6305	7231	6066	5274	5219	5325
10	4437	4036	3770	4641	5665	6130	5595	6829	5524	5440	5421	4574
11	4504	4059	4681	5485	5761	5000	6466	7045	5253	5736	6304	3697
12	4775	4584	4055	6093	6609	4418	6627	7819	5808	5353	5399	4732
13	4568	2950	3588	5499	6896	5541	6247	8067	5891	6026	4918	4880
14	4062	3318	4657	6147	5786	5755	6635	7101	5699	6539	5337	4763
15	4831	4100	4878	7114	4987	5352	7605	7313	5939	5769	5465	4849
16	4181	4243	4874	6558	4973	5733	7449	7097	6563	4927	5515	5336
17	3616	4236	4956	5629	5297	6102	6522	6806	6147	5576	5392	4469
18	4500	4432	5497	7087	5323	5637	7400	7411	6140	5539	6260	4194
19	4880	4982	4836	6306	5344	4804	6289	7375	5721	5476	5141	5054
20	4863	4150	4359	6162	6364	5224	6940	6924	6376	5385	4735	5225
21	4928	3675	4707	6865	5770	5068	6739	6305	5998	6168	5417	5169
22	4941	4837	5028	6067	5254	3508	7580	6284	5685	5641	5422	5406
23	4018	4705	5163	5382	5628	5135	7732	6604	6568	4829	5166	6120
24	3102	4779	5247	4671	5776	6300	6679	6251	5555	5285	5074	4850
25	4358	4846	5726	6225	5595	5215	7147	6477	5085	5468	5643	4287
26	4402	5373	4712	5961	5742	4916	6623	7095	5776	5777	4843	5154
27	3724	4516	4448	5632	6234	5696	6825	6546	5718	5657	3952	5137
28	3862	3941	5258	5886	5637	5919	7191	6268	5640	6619	4889	5674
29	4465	4627	5565	6355	5052	5528	8384	6395	5879	6608	5304	5719
30	3535		5680	5843	5013	5728	8601	6066	6443	6093	4708	5966
31	2654		7022		4987		7735	5878		5607		5216
Ukupno- Total	132445	122878	148368	173284	176732	160590	207467	218192	177289	177597	160196	153203
Prosjek- Average	4272	4237	4786	5776	5701	5353	6692	7038	5910	5729	5340	4942
Godišnji prosjek (PGDS) - Annual average (AADT)												5487

BROJANJE VOZILA NA MREŽI PUTEVA U REPUBLICI SRPSKOJ – 2017. GODINA
VEHICLE COUNTING ON THE ROAD NETWORK OF THE REPUBLIC OF SRPSKA – YEAR 2017

STRUKTURA SAOBRAĆAJNOG TOKA
TRAFFIC FLOW COMPOSITION

Automatski brojač broj - Automatic counter number
 Lokalizet - Location / Stacionaža - Mileage [km+m]
 Broj puta - Road number / Dionica - Section

000023
 Garevac / 11+104,00
 M 17 (MI-105) / Crkvina - Modriča 1

Mjesec - Month	Smjer - Direction	Dužina vozila - Vehicle length								Ukupno - Total
		< 5,5 m	(%)	5,5 - 12 m	(%)	12 - 16,5 m	(%)	< 16,5 m	(%)	
Januar - January	I	55097	83.4	6255	9.5	4607	7.0	86	0.1	66045
	II	56365	84.9	6075	9.1	3944	5.9	17	0.0	66400
	ukupno - total	111462	84.2	12330	9.3	8551	6.5	103	0.1	132445
Februar - February	I	49125	80.2	6637	10.8	5422	8.9	70	0.1	61254
	II	50266	81.6	6681	10.8	4666	7.6	11	0.0	61624
	ukupno - total	99390	80.9	13318	10.8	10089	8.2	81	0.1	122878
Mart - March	I	59185	79.1	8395	11.2	7165	9.6	49	0.1	74795
	II	59170	80.4	8285	11.3	6100	8.3	18	0.0	73574
	ukupno - total	118355	79.8	16681	11.2	13265	8.9	67	0.0	148368
April - April	I	72929	83.3	8443	9.6	6138	7.0	34	0.0	87544
	II	72240	84.3	8364	9.8	5113	6.0	23	0.0	85740
	ukupno - total	145169	83.8	16808	9.7	11251	6.5	57	0.0	173284
Maj - May	I	72521	81.8	8956	10.1	7082	8.0	47	0.1	88607
	II	73171	83.0	8896	10.1	6044	6.9	13	0.0	88125
	ukupno - total	145693	82.4	17853	10.1	13127	7.4	60	0.0	176732
Juni - June	I	66339	81.7	8194	10.1	6593	8.1	26	0.0	81151
	II	65583	82.6	8354	10.5	5485	6.9	17	0.0	79439
	ukupno - total	131921	82.1	16548	10.3	12078	7.5	43	0.0	160590
Juli - July	I	89916	84.6	9443	8.9	6889	6.5	34	0.0	106281
	II	85794	84.8	9516	9.4	5863	5.8	12	0.0	101186
	ukupno - total	175710	84.7	18959	9.1	12752	6.1	46	0.0	207467
Avgust - August	I	89661	83.8	9906	9.3	7368	6.9	39	0.0	106974
	II	94953	85.4	10024	9.0	6219	5.6	23	0.0	111218
	ukupno - total	184614	84.6	19929	9.1	13587	6.2	62	0.0	218192
Septembar - September	I	71770	81.0	9759	11.0	7011	7.9	35	0.0	88574
	II	73081	82.4	9674	10.9	5942	6.7	17	0.0	88715
	ukupno - total	144851	81.7	19433	11.0	12953	7.3	52	0.0	177289
Oktobar - October	I	72139	81.2	9914	11.2	6757	7.6	64	0.1	88874
	II	72860	82.1	10023	11.3	5824	6.6	16	0.0	88723
	ukupno - total	144999	81.6	19936	11.2	12581	7.1	80	0.0	177597
Novembar - November	I	63841	80.0	9450	11.8	6439	8.1	59	0.1	79789
	II	65194	81.1	9502	11.8	5694	7.1	17	0.0	80408
	ukupno - total	129035	80.5	18952	11.8	12133	7.6	76	0.0	160196
Decembar - December	I	62290	80.5	8679	11.2	6320	8.2	83	0.1	77371
	II	62016	81.8	8548	11.3	5245	6.9	23	0.0	75832
	ukupno - total	124306	81.1	17227	11.2	11565	7.5	106	0.1	153203
Ukupno (godišnje) - Total (annual)	I	824812	81.9	104030	10.3	77792	7.7	625	0.1	1007259
	II	830693	83.0	103944	10.4	66140	6.6	207	0.0	1000983
	ukupno - total	1655505	82.4	207974	10.4	143932	7.2	832	0.0	2008242
Prosjek (PGDS) - Average (AADT)	I	2254	81.9	284	10.3	213	7.7	2	0.1	2752
	II	2270	83.0	284	10.4	181	6.6	1	0.0	2735
	ukupno - total	4523	82.4	568	10.4	393	7.2	2	0.0	5487

BROJANJE VOZILA NA MREŽI PUTEVA U REPUBLICI SRPSKOJ – 2017. GODINA
VEHICLE COUNTING ON THE ROAD NETWORK OF THE REPUBLIC OF SRPSKA – YEAR 2017

SAOBRAĆAJNI POKAZATELJI

000023

Automatski brojač broj
 Lokaliteta / Stacionaža [km+m]
 Broj puta / Dionica

Garevac / 11+104,00
 M 17 (MI-105) / Crkvina - Modriča 1

Mjesec	Smjer	minimalni čas		maksimalni čas		minimalni dan		maksimalni dan		dnevni prosjek (05-21 h)	noćni prosjek (21-05 h)	prosjek radnim danom	prosjek vikendom	ljetni prosjek
		datum/dan	čas	voz/h	čas	voz/dan	datum/dan	voz/dan						
Januar	I	27/pepatk	1	5	9/ponedeljak	12	194	1329	5/četvrtak	2415	1716	2052	1692	
	II	20/pepatk	2	2	8/medelja	14	245	1423	8/medelja	2454	1729	2010	1857	
Februar	I-II	25/srijeda	3	9	3/utorak	12	398	2752	5/četvrtak	4710	3445	4062	3549	
	I	6/ponedeljak	3	5	17/pepatk	12	192	1376	24/pepatk	2478	1801	2116	1738	
	II	9/četvrtak	3	2	24/pepatk	13	204	1542	17/pepatk	2277	1762	219	2048	1811
	I-II	15/srijeda	3	15	24/pepatk	15	372	2918	17/pepatk	4705	3562	426	4164	3549
Mart	I	16/četvrtak	2	4	28/utorak	12	211	1423	31/pepatk	2710	1875	2159	1902	
	II	1/srijeda	2	3	1/srijeda	15	224	1497	31/pepatk	2497	1838	231	2101	1975
	I-II	15/srijeda	2	11	28/utorak	12	370	2920	31/pepatk	5207	3713	448	3876	
	I	11/utorak	1	6	29/subota	12	286	1700	14/pepatk	3690	2364	322	2792	2526
April	I	21/pepatk	3	4	17/ponedeljak	15	305	2110	17/ponedeljak	3514	2268	321	2661	2483
	I-II	13/četvrtak	2	19	17/ponedeljak	15	494	3822	14/pepatk	6695	4632	643	5453	5008
	I	29/ponedeljak	3	7	5/pepatk	11	265	2210	4/četvrtak	3539	2447	350	2879	2597
	II	31/srijeda	2	5	2/utorak	15	275	2218	2/utorak	3077	2328	339	2702	2583
Maj	I-II	29/ponedeljak	3	19	2/utorak	15	464	4578	4/četvrtak	6312	4776	689	5582	5180
	I	14/srijeda	3	11	27/utorak	19	242	2117	23/pepatk	3328	2366	366	2834	2530
	II	16/pepatk	2	5	13/utorak	16	235	2262	29/četvrtak	2914	2204	374	2633	2467
	I-II	13/utorak	3	22	27/utorak	19	411	4547	30/pepatk	6031	4570	740	5467	4997
Juli	I	10/ponedeljak	1	15	22/subota	12	281	2202	29/subota	4421	2781	509	3325	3214
	II	14/pepatk	3	11	20/četvrtak	15	257	2359	30/subota	3461	2536	475	3049	2934
	I-II	10/ponedeljak	1	33	21/pepatk	13	491	4561	29/subota	7838	5317	984	6374	6148
	I	30/srijeda	1	15	12/subota	10	306	2439	12/subota	4302	2843	460	3318	3258
Avgust	II	15/utorak	3	8	13/medelja	18	296	2776	15/utorak	3775	2821	474	3270	3368
	I-II	30/srijeda	2	32	12/subota	10	553	5255	12/subota	8015	5664	935	6589	6626
	I	20/srijeda	2	8	17/medelja	17	236	2188	1/pepatk	3230	2424	323	2812	2598
	II	26/utorak	3	5	17/medelja	13	282	2512	15/pepatk	3076	2434	324	2746	2785
Septembar	I-II	20/srijeda	2	15	2/subota	14	441	4700	15/pepatk	6220	4858	647	5558	5383
	I	11/srijeda	3	8	20/pepatk	15	254	1864	20/pepatk	3496	2334	276	2733	2310
	II	25/srijeda	2	8	14/subota	17	288	2356	27/pepatk	3128	2431	288	2746	2655
	I-II	18/srijeda	1	19	31/utorak	12	487	4220	20/pepatk	6371	4766	564	5479	4965
Novembar	I	7/utorak	23	3	24/pepatk	15	232	2610	3/pepatk	2819	1931	226	2197	2045
	II	30/četvrtak	3	7	1/srijeda	16	269	2211	1/srijeda	3197	2296	262	2604	2431
	I-II	22/srijeda	3	16	14/471	14	471	3954	12/medelja	5888	4227	487	4801	4477
	I	10/medelja	23	4	23/subota	15	315	1572	23/subota	3329	2116	251	2452	2189
Decembar	II	13/srijeda	1	5	26/utorak	14	266	1704	26/utorak	2984	2197	266	2581	2214
	I-II	6/srijeda	3	15	23/subota	12	497	3443	29/pepatk	6161	4313	517	5033	4403
	I	7.11/utorak	23	3	23.12/subota	15	315	1329	29.7/subota	4421	2253	311	2642	2387
	II	20.1/pepatk	2	2	17.4/ponedeljak	15	305	1423	15.8/utorak	3775	2240	317	2602	2458
Godina	I-II	25.1/srijeda	3	9	12.8/subota	10	553	2752	12.8/subota	8015	4494	628	5244	4845
														5937

BROJANJE VOZILA NA MREŽI PUTEVA U REPUBLICI SRPSKOJ – 2017. GODINA
VEHICLE COUNTING ON THE ROAD NETWORK OF THE REPUBLIC OF SRPSKA – YEAR 2017

TRAFFIC PARAMETERS

000023
 Garevac / 11+104,00
 M 17 (M1-105) / Crkvina - Modriča 1

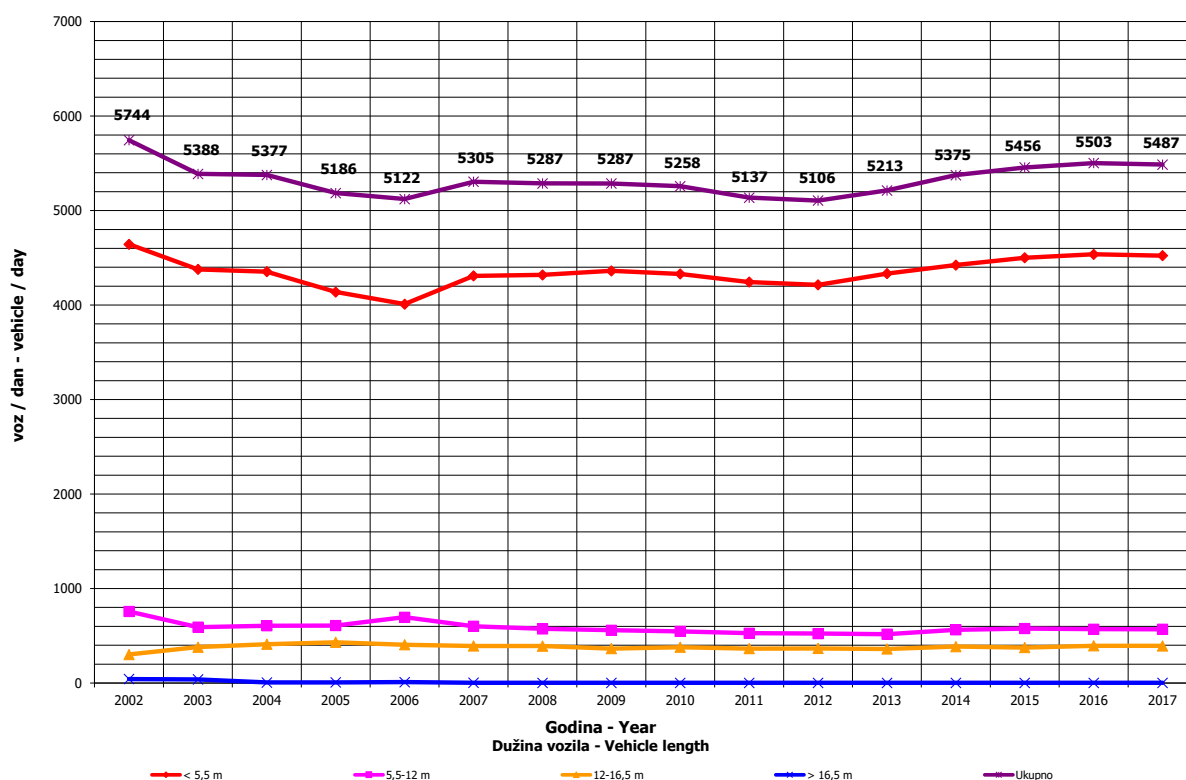
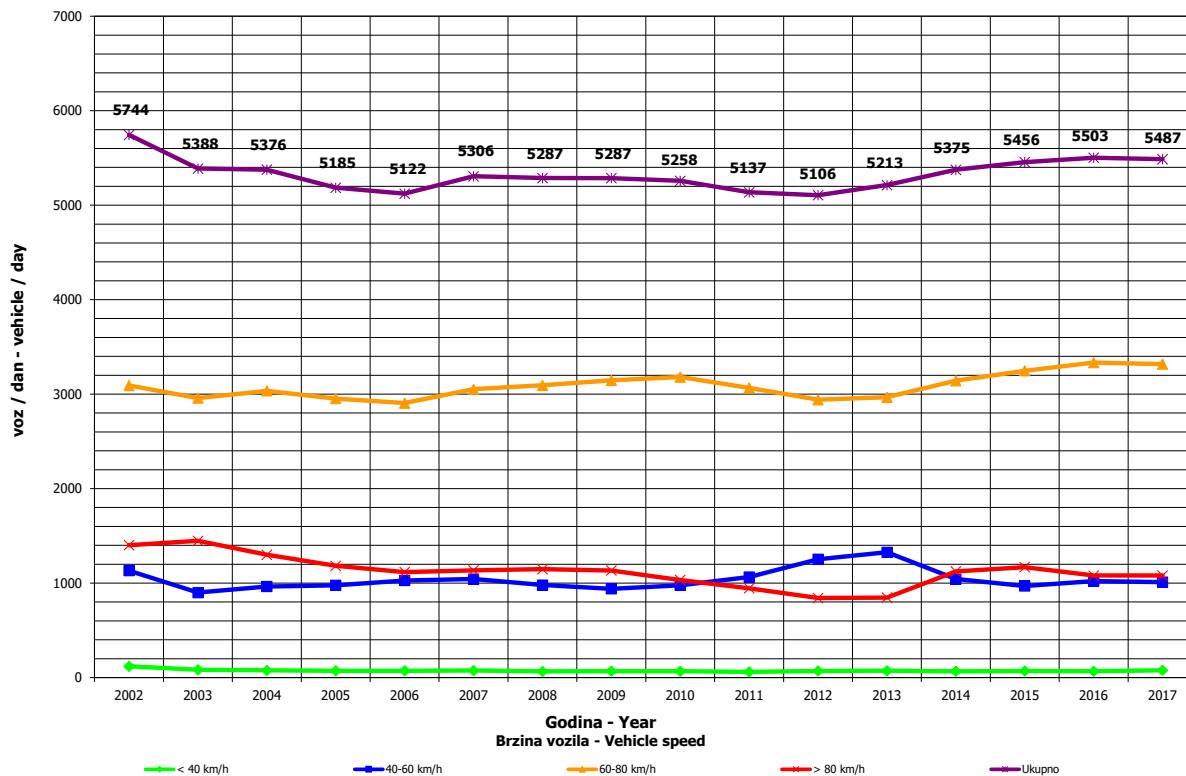
Automatic counter number
 Location / Mileage [km+m]
 Road number / Section

Month	Direction	minimum hour		maximum hour		veh/h		veh/day		minimum day		maximum day		day time average (5-21 h)	night average (21-05 h)	working day average	weekend average	summer average
		date/day	hour	date/day	hour	veh/h	veh/day	date/day	veh/day	date/day	veh/day							
January	I	27/Friday	1	5	9/Monday	12	194	1329	5/Thursday	2415	1/Thursday	1329	2415	1716	208	2052	1692	
	II	20/Friday	2	2	8/Sunday	14	245	1423	8/Sunday	2454	1/Sunday	1423	2454	1729	227	2010	1857	
February	I+II	25/Wednesday	3	9	3/Tuesday	12	398	2752	5/Thursday	4710	1/Sunday	2752	4710	3445	435	4062	3549	
	I	6/Monday	3	5	17/Friday	12	192	1376	5/Sunday	2478	5/Sunday	1376	2478	1801	207	2116	1738	
	II	9/Thursday	3	2	24/Friday	13	204	1542	5/Sunday	2277	5/Sunday	1542	2277	1762	219	2048	1811	
	I+II	15/Wednesday	3	15	24/Friday	15	372	2918	5/Sunday	4705	5/Sunday	2918	4705	3562	426	4164	3549	
March	I	16/Thursday	2	4	28/Tuesday	12	211	1423	13/Monday	2710	13/Monday	1423	2710	1875	218	2159	1902	
	II	1/Wednesday	2	3	1/Wednesday	15	224	1497	13/Monday	2497	13/Monday	1497	2497	1838	231	2101	1975	
April	I+II	15/Wednesday	2	11	28/Tuesday	12	370	2920	13/Monday	5207	13/Monday	2920	5207	3713	448	4261	3876	
	I	11/Tuesday	1	6	29/Saturday	12	286	1700	23/Sunday	3690	23/Sunday	1700	3690	2364	322	2792	2526	
	II	21/Friday	3	4	17/Monday	15	305	2110	2/Sunday	3514	2/Sunday	2110	3514	2268	321	2661	2483	
	I+II	13/Thursday	2	19	17/Monday	15	494	3822	23/Sunday	6695	23/Sunday	3822	6695	4632	643	5453	5008	
May	I	29/Monday	3	7	5/Friday	11	265	2210	21/Sunday	3539	21/Sunday	2210	3539	2447	350	2879	2597	
	II	31/Wednesday	2	5	2/Tuesday	15	275	2218	1/Monday	3077	1/Monday	2218	3077	2328	339	2702	2583	
June	I+II	29/Monday	3	19	2/Tuesday	15	464	4578	21/Sunday	6312	21/Sunday	4578	6312	4776	689	5582	5180	
	I	14/Wednesday	3	11	27/Tuesday	19	242	2117	4/Sunday	3328	4/Sunday	2117	3328	2366	366	2834	2530	
July	II	16/Friday	2	5	13/Tuesday	16	235	2262	12/Monday	2914	12/Monday	2262	2914	2204	374	2633	2467	
	I+II	13/Tuesday	3	22	27/Tuesday	19	411	4547	11/Sunday	6031	11/Sunday	4547	6031	4570	740	5467	4997	
August	I	10/Monday	1	15	22/Saturday	12	281	2202	2/Sunday	4421	2/Sunday	2202	4421	2781	509	3325	3214	
	II	14/Friday	3	11	20/Thursday	15	257	2359	2/Sunday	3461	2/Sunday	2359	3461	2536	475	3049	2934	
	I+II	10/Monday	1	33	21/Friday	13	491	4561	2/Sunday	7838	2/Sunday	4561	7838	5317	984	6374	6148	
	I	30/Wednesday	1	15	12/Saturday	10	306	2439	27/Sunday	4302	27/Sunday	2439	4302	2843	460	3318	3258	
September	II	15/Tuesday	3	8	13/Sunday	18	296	2776	30/Wednesday	3775	30/Wednesday	2776	3775	2821	474	3270	3368	
	I+II	30/Wednesday	2	32	12/Saturday	10	553	5255	27/Sunday	8015	27/Sunday	5255	8015	5664	935	6589	6626	
October	I	20/Wednesday	2	8	17/Sunday	17	236	2188	24/Sunday	3230	24/Sunday	2188	3230	2424	323	2812	2598	
	II	26/Tuesday	3	5	17/Sunday	13	282	2512	24/Sunday	3076	24/Sunday	2512	3076	2434	324	2746	2785	
November	I+II	20/Wednesday	2	15	2/Saturday	14	441	4700	24/Sunday	6220	24/Sunday	4700	6220	4858	647	5558	5383	
	I	11/Wednesday	3	8	20/Friday	15	254	1864	22/Sunday	3496	22/Sunday	1864	3496	2334	276	2733	2310	
December	II	25/Wednesday	2	8	14/Saturday	17	288	2356	22/Sunday	3128	22/Sunday	2356	3128	2431	288	2746	2655	
	I+II	18/Wednesday	1	19	31/Tuesday	12	487	4220	22/Sunday	6371	22/Sunday	4220	6371	4766	564	5479	4965	
Year	I	7/Thursday	23	3	24/Friday	15	232	1610	5/Sunday	2819	5/Sunday	1610	2819	1931	226	2197	2045	
	II	30/Thursday	3	7	1/Wednesday	16	269	2211	12/Sunday	3197	12/Sunday	2211	3197	2296	262	2604	2431	
Year	I+II	22/Wednesday	3	16	1/Wednesday	14	471	3954	12/Sunday	5888	12/Sunday	3954	5888	4227	487	4801	4477	
	I	10/Sunday	23	4	23/Saturday	15	315	1572	10/Sunday	3329	10/Sunday	1572	3329	2116	251	2452	2189	
Year	II	13/Wednesday	1	5	26/Tuesday	14	266	1704	31/Sunday	2984	31/Sunday	1704	2984	2197	266	2581	2214	
	I+II	6/Wednesday	3	15	23/Saturday	12	497	3443	31/Sunday	6161	31/Sunday	3443	6161	4313	517	5033	4403	
Year	I	7.11/Tuesday	23	3	23.12/Saturday	15	315	1329	1.1/Sunday	4421	1.1/Sunday	1329	4421	2253	311	2642	2387	
	II	20.1/Friday	2	2	17.4/Monday	15	305	1423	1.1/Sunday	3775	1.1/Sunday	1423	3775	2240	317	2602	2458	
Year	I+II	25.1/Wednesday	3	9	12.8/Saturday	10	553	2752	1.1/Sunday	8015	1.1/Sunday	2752	8015	4494	628	5244	4845	

GODIŠNJA NERAVNOMJERNOST SAOBRAĆAJNOG TOKA TRAFFIC FLOW ANNUAL VARIATION

Automatski brojač broj - Automatic counter number
 Lokalizet - Location / Stacionaža - Mileage [km+m]
 Broj puta - Road number / Dionica - Section

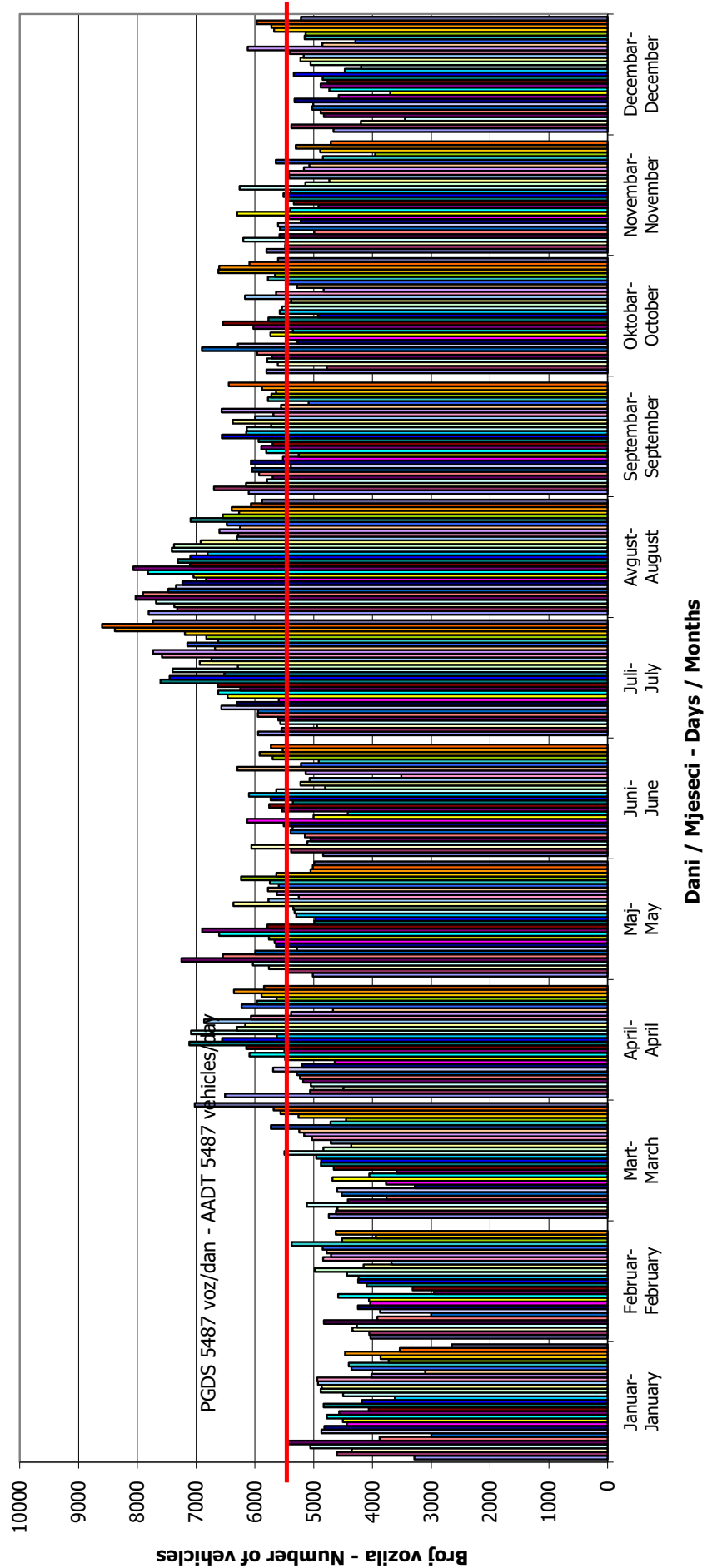
000023
 Garevac / 11+104,00
 M 17 (MI-105) / Crkvina - Modriča 1



**DNEVNA NERAVNOMJERNOST SAOBRAĆAJNOG TOKA
 TRAFFIC FLOW DAILY VARIATION**

000023
 Garevac / 11+104,00
 M 17 (MI-105) / Crkvina - Modriča 1

Automatski brojač broj - Automatic counter number
 Lokalizet - Location / Stacionaža - Mileage [km+m]
 Broj puta - Road number/ Dionica - Section

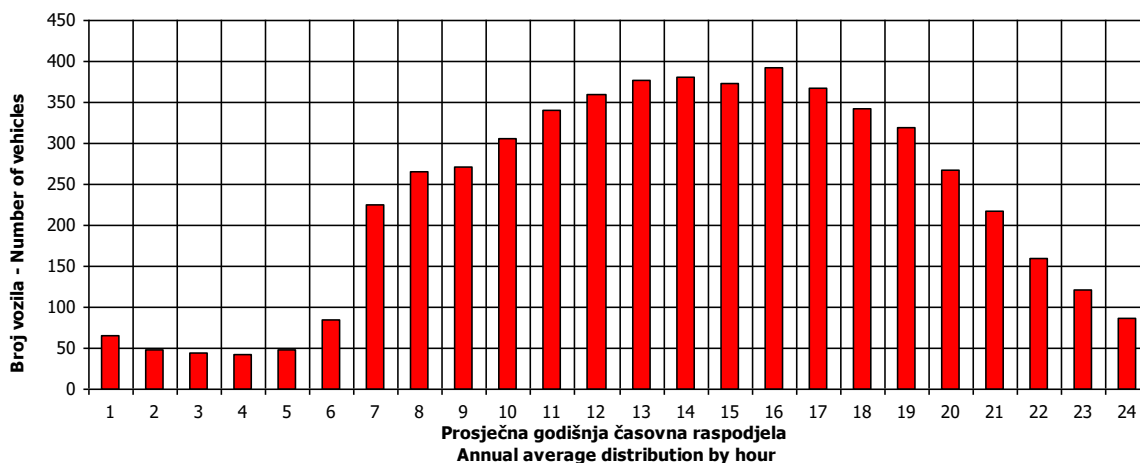


VREMENSKA RASPODJELA SAOBRAĆAJNOG TOKA TRAFFIC FLOW TIME DISTRIBUTION

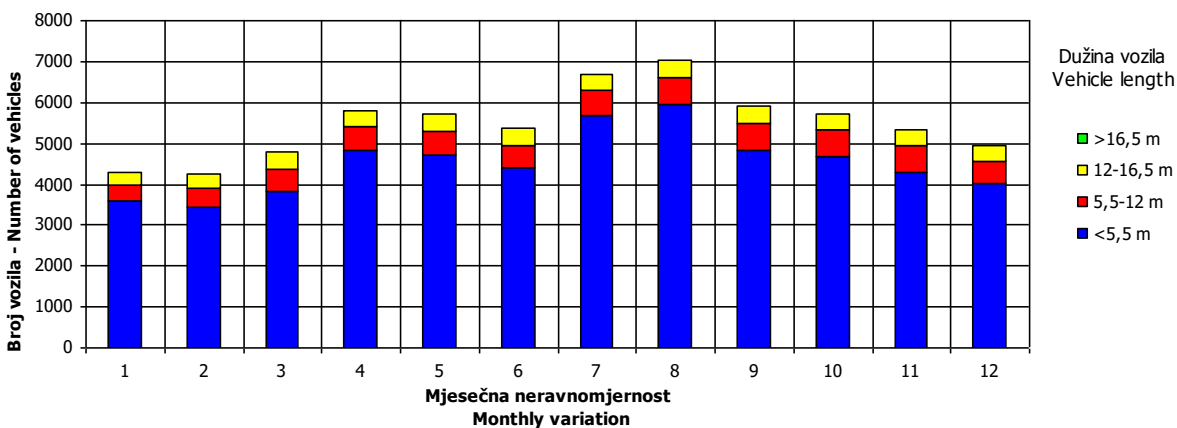
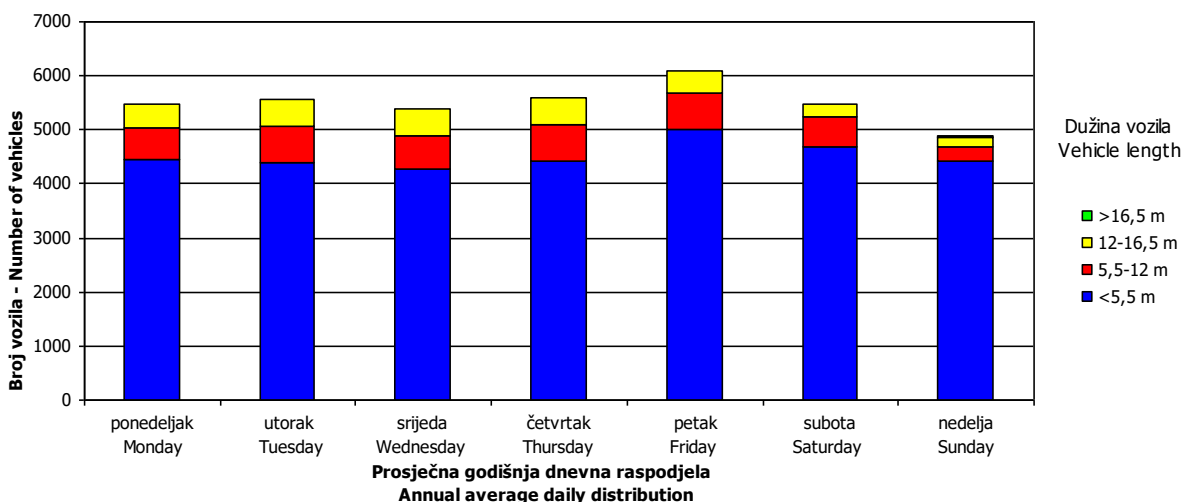
Automatski brojač broj - Automatic counter number
 Lokalizet - Location / Stacionaža - Mileage [km+m]
 Broj puta - Road number / Dionica - Section

000023
 Garevac / 11+104,00
 M 17 (MI-105) / Crkvina - Modriča 1

PGDS 5487 voz/dan AADT 5487 veh/day



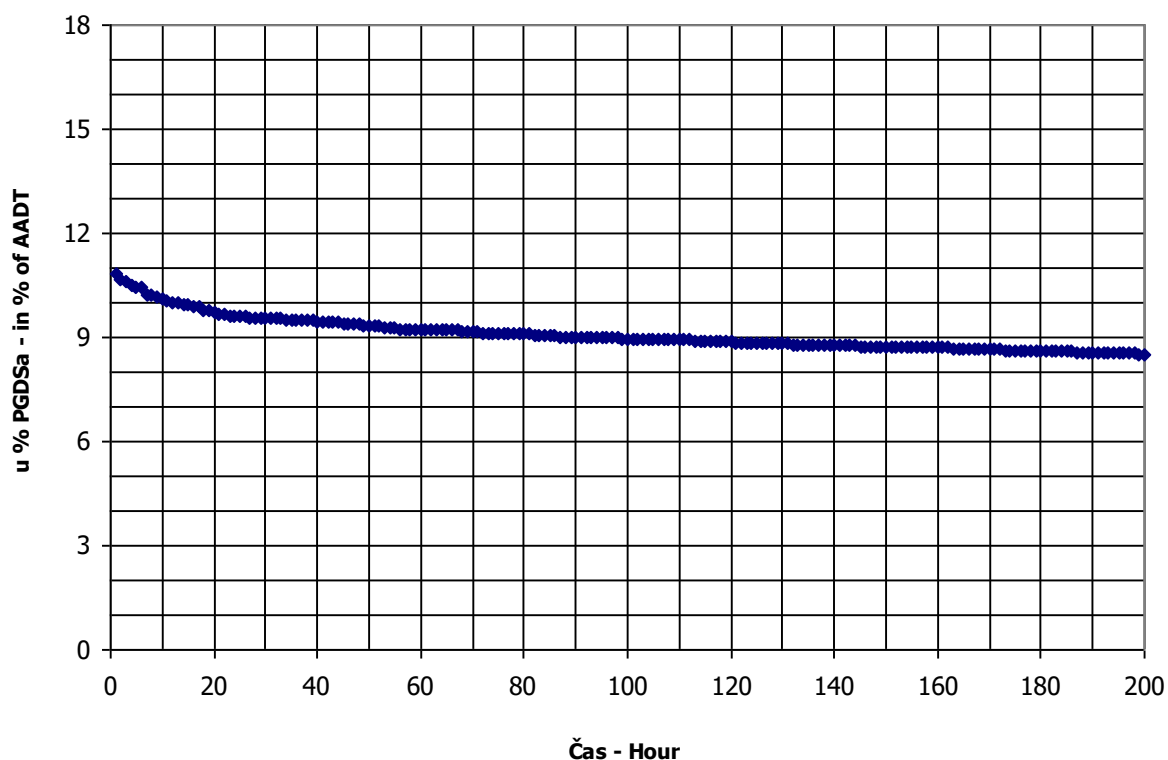
23



SATNA DISTRIBUCIJA SAOBRAĆAJNOG TOKA
TRAFFIC FLOW HOURLY DISTRIBUTION

Automatski brojač broj - Automatic counter number 000023
 Lokalitet - Location / Stacionaža - Mileage [km+m] Garevac / 11+104,00
 Broj puta - Road number / Dionica - Section M 17 (MI-105) / Crkvina - Modriča 1

PGDS - AADT	5487 voz/dan - veh/day								
Čas - Hour	Maksimalni vršni sat - Maximum peak hour	10	20	30	40	50	100	200	
Sat u danu - Hour of day		10	13	17	15	17	15	9	12
Sat u godini - Hour in year		5363	5198	5370	5440	7026	8680	5362	5197
Dan - Day of week	subota - Saturday	subota - Saturday	subota - Saturday	utorak - Tuesday	petak - Friday	četvrtak - Thursday	subota - Saturday	subota - Saturday	
Datum - Date	12	5	12	15	20	28	12	5	
Mjesec - Month	Avgust - August	Avgust - August	Avgust - August	Avgust - August	Oktobar - October	Decembar - December	Avgust - August	Avgust - August	
Vrijednost - Value	553	498	485	476	469	465	449	426	
% - percent	10.80	9.72	9.47	9.29	9.16	9.08	8.77	8.32	



BROJANJE VOZILA NA MREŽI PUTEVA U REPUBLICI SRPSKOJ – 2017. GODINA
VEHICLE COUNTING ON THE ROAD NETWORK OF THE REPUBLIC OF SRPSKA – YEAR 2017

MJESEČNI BROJ VOZILA
MONTHLY NUMBER OF VEHICLES

Automatski brojač broj - Automatic counter number 000024
 Lokalizet - Location / Stacionaža - Mileage [km+m] Lepnica / 0+691,00
 Broj puta - Road number / Dionica - Section M 1.8 (MI-107) / granica / border RS (Lepnica) - Lončari

	Mjesec - Month											
	Januar- January	Februar- February	Mart- March	April- April	Maj- May	Juni- June	Juli- July	August- August	Septembar- September	Oktober- October	Novembar- November	Decembar- December
1	2391	2721	3344	8122	5983	4262	5015	5566	5323	5645	5323	3791
2	5374	2955	3258	6831	3990	6154	5431	5477	5016	4989	5485	3077
3	5406	3065	3829	4719	4539	4547	5072	5750	5734	3854	4460	3960
4	4383	3734	3580	8137	4207	4889	4169	6766	5242	3938	4198	6052
5	4717	3987	4172	5838	5243	5374	4297	7041	3984	4038	5275	4180
6	4031	3386	3575	5099	4954	3573	4292	7895	4290	4995	5914	3732
7	3409	2860	3092	5432	5822	3731	5074	6770	5056	6094	5197	3644
8	4044	2973	3129	5314	5112	3791	5510	5623	3691	5380	4123	4062
9	5118	2938	2099	6121	3860	4534	6327	6002	4493	5353	3774	3845
10	4424	3043	2824	4722	3946	4456	5380	5529	5477	3928	4090	4160
11	3306	3164	3364	3782	4729	4941	4288	6501	5790	4249	3907	3751
12	3303	3472	4026	3943	6993	4470	4459	6934	3959	3855	5020	3254
13	3296	2235	3558	3827	4678	4058	4544	8296	4072	4645	5429	3887
14	3734	2649	3169	4520	5500	4000	5601	7117	4114	4930	5234	3266
15	3627	2787	3290	4410	5942	3836	6277	5794	4889	5413	4031	4087
16	3997	2944	3314	5376	3598	4565	6959	5478	5047	4699	3974	3929
17	3219	3057	4087	4735	3785	4373	5898	5372	5533	3689	3760	3849
18	3110	3642	4257	3648	3893	4814	4858	5993	4670	3749	3685	3710
19	3131	3778	4582	3686	4567	4335	4929	6170	3828	3881	4716	3437
20	3172	3881	4413	3771	5274	3702	4871	6932	4190	4703	5252	4151
21	3560	3491	3323	4642	6059	3527	5907	5928	4102	5401	4390	4533
22	3160	3259	3642	4095	5251	3980	6662	4540	4836	6437	3635	6744
23	3214	3289	3531	5347	5023	5158	7162	5228	4841	4949	3447	6831
24	2946	3231	4560	4549	4165	5222	6286	4651	5240	4085	3906	4088
25	2768	4035	4758	3652	3868	4526	5105	5718	4963	4845	3715	3605
26	2842	3957	6127	4179	4730	4570	4985	5602	3777	4198	3955	4469
27	2195	4396	5053	3959	4563	3641	5101	5781	4290	4914	4820	3803
28	2701	3867	3710	5370	5165	3928	6031	5391	4200	6014	3989	4234
29	3099	2980	4380	6603	4384	4360	7096	4301	4747	7158	3489	4594
30	3201		4989	5139	3448	4755	8074	4510	4881	5981	3304	5873
31	2407		7209		3503		6740	4386		5846		3962
Ukupno- Total	109333	95812	122256	149573	146761	132077	172383	183049	140228	151814	131460	130553
Prosjek- Average	3527	3304	3944	4986	4734	4403	5561	5905	4674	4897	4382	4211
Godišnji prosjek (PGDS) - Annual average (AADT)												4550

BROJANJE VOZILA NA MREŽI PUTEVA U REPUBLICI SRPSKOJ – 2017. GODINA
VEHICLE COUNTING ON THE ROAD NETWORK OF THE REPUBLIC OF SRPSKA – YEAR 2017

STRUKTURA SAOBRAĆAJNOG TOKA
TRAFFIC FLOW COMPOSITION

Automatski brojač broj - Automatic counter number 000024
 Lokalitet - Location / Stacionaža - Mileage [km+m] Lepnica / 0+691,00
 Broj puta - Road number / Dionica - Section M 1.8 (MI-107) / granica / border RS (Lepnica)
 - Lončari

Mjesec - Month	Smjer - Direction	Dužina vozila - Vehicle length								Ukupno - Total
		< 5,5 m	(%)	5,5 - 12 m	(%)	12 - 16,5 m	(%)	< 16,5 m	(%)	
Januar - January	I	44691	90.2	3180	6.4	1655	3.3	22	0.0	49548
	II	54035	90.4	3174	5.3	2482	4.2	95	0.2	59785
	ukupno - total	98726	90.3	6353	5.8	4137	3.8	117	0.1	109333
Februar - February	I	42562	89.0	3331	7.0	1906	4.0	12	0.0	47810
	II	41781	87.0	3336	6.9	2811	5.9	74	0.2	48002
	ukupno - total	84343	88.0	6666	7.0	4717	4.9	87	0.1	95812
Mart - March	I	56858	89.0	4692	7.3	2329	3.6	24	0.0	63903
	II	50356	86.3	4658	8.0	3270	5.6	67	0.1	58352
	ukupno - total	107214	87.7	9350	7.6	5599	4.6	92	0.1	122256
April - April	I	67429	90.0	5261	7.0	2255	3.0	15	0.0	74960
	II	66358	88.9	5089	6.8	3099	4.2	67	0.1	74613
	ukupno - total	133787	89.4	10349	6.9	5354	3.6	83	0.1	149573
Maj - May	I	63993	89.0	5263	7.3	2612	3.6	10	0.0	71878
	II	65995	88.1	5288	7.1	3529	4.7	70	0.1	74882
	ukupno - total	129988	88.6	10551	7.2	6141	4.2	81	0.1	146761
Juni - June	I	58986	89.1	4838	7.3	2377	3.6	6	0.0	66207
	II	57432	87.2	4893	7.4	3508	5.3	38	0.1	65870
	ukupno - total	116418	88.1	9731	7.4	5884	4.5	44	0.0	132077
Juli - July	I	85986	90.8	5993	6.3	2675	2.8	26	0.0	94681
	II	66681	85.8	6864	8.8	4142	5.3	16	0.0	77702
	ukupno - total	152666	88.6	12857	7.5	6817	4.0	43	0.0	172383
Avgust - August	I	78419	89.4	6103	7.0	3119	3.6	41	0.0	87681
	II	85769	89.9	6258	6.6	3328	3.5	12	0.0	95368
	ukupno - total	164188	89.7	12361	6.8	6447	3.5	53	0.0	183049
Septembar - September	I	61114	87.7	5525	7.9	2982	4.3	39	0.1	69659
	II	60570	85.8	6289	8.9	3693	5.2	16	0.0	70568
	ukupno - total	121684	86.8	11814	8.4	6675	4.8	55	0.0	140228
Oktobar - October	I	67837	88.0	6231	8.1	2910	3.8	81	0.1	77058
	II	64451	86.2	6546	8.8	3747	5.0	12	0.0	74756
	ukupno - total	132288	87.1	12777	8.4	6657	4.4	93	0.1	151814
Novembar - November	I	57169	87.3	5881	9.0	2443	3.7	11	0.0	65504
	II	56457	85.6	6026	9.1	3453	5.2	20	0.0	65956
	ukupno - total	113626	86.4	11907	9.1	5896	4.5	32	0.0	131460
Decembar - December	I	62706	89.6	4933	7.0	2288	3.3	64	0.1	69991
	II	52286	86.3	5028	8.3	3218	5.3	30	0.0	60563
	ukupno - total	114992	88.1	9961	7.6	5506	4.2	94	0.1	130553
Ukupno (godišnje) - Total (annual)	I	747750	89.1	61229	7.3	29550	3.5	353	0.0	838881
	II	722170	87.4	63449	7.7	40281	4.9	519	0.1	826419
	ukupno - total	1469920	88.3	124678	7.5	69831	4.2	871	0.1	1665300
Prosjek (PGDS) - Average (AADT)	I	2043	89.1	167	7.3	81	3.5	1	0.0	2292
	II	1973	87.4	173	7.7	110	4.9	1	0.1	2258
	ukupno - total	4016	88.3	341	7.5	191	4.2	2	0.1	4550

BRONANJE VOZILA NA MREŽI PUTEVA U REPUBLICI SRPSKOJ – 2017. GODINA
VEHICLE COUNTING ON THE ROAD NETWORK OF THE REPUBLIC OF SRPSKA – YEAR 2017

SAOBRAĆAJNI POKAZATELJI

Automatski brojač broj Lokalityt / Stacionaža [km+m] Broj puta / Dionica

000024
 Lepnica / 0+691,00
 M 1.8 (MI-107) / granica / border RS (Lepnica) - Lončari

Mjesec	Smjer	minimalni čas		maksimalni čas		voz/h		minimalni dan		maksimalni dan		dnevni prosjek (05-21 h)	noćni prosjek (21-05 h)	projek radnim danom	projek vikendom	ljetni prosjek
		datum/dan	čas	datum/dan	čas	voz/h	voz/dan	datum/dan	voz/dan							
Januar	I	18/srijeda	2	2	5/četvrtak	13	317	1/nedjelja	859	6/petak	2512	1518	152	1725	1572	
	II	31/utorak	2	1	8/nedjelja	11	343	30/ponedjeljak	1175	6/nedjelja	3195	1788	120	1750	2194	
Februar	I+II	30/ponedjeljak	3	6	5/četvrtak	13	541	30/ponedjeljak	2341	6/petak	5130	3306	272	3475	3766	
	I	9/četvrtak	4	2	2/četvrtak	13	263	5/nedjelja	1349	23/četvrtak	2229	1592	166	1731	1823	
	II	28/utorak	3	2	26/nedjelja	11	263	1/srijeda	1440	26/nedjelja	2221	1611	102	1612	1963	
	I+II	1/srijeda	2	5	11/subota	10	443	28/utorak	2900	23/četvrtak	4214	3202	267	3343	3785	
Mart	I	8/srijeda	11	0	25/subota	10	406	8/srijeda	930	25/subota	2865	1686	167	1784	2055	
	II	16/četvrtak	3	1	26/nedjelja	13	359	13/ponedjeljak	1025	26/nedjelja	2637	1726	106	1684	2254	
April	I+II	27/ponedjeljak	3	5	25/subota	11	572	13/ponedjeljak	2015	25/subota	5497	3412	273	3468	4309	
	I	24/ponedjeljak	3	3	8/subota	9	510	3/ponedjeljak	1904	14/petak	6022	2631	380	2877	3211	
	II	3/ponedjeljak	3	1	17/ponedjeljak	14	505	3/ponedjeljak	1872	17/ponedjeljak	5989	2570	189	2616	2973	
	I+II	3/ponedjeljak	3	7	17/ponedjeljak	10	788	3/ponedjeljak	3776	29/subota	8867	5200	569	5493	6184	
Maj	I	3/srijeda	3	5	25/četvrtak	13	409	1/ponedjeljak	1326	25/četvrtak	4971	2189	254	2391	2574	
	II	23/utorak	3	2	28/nedjelja	13	427	31/srijeda	1993	28/nedjelja	4215	2351	190	2306	3115	
Juni	I+II	23/utorak	3	11	25/četvrtak	13	671	15/ponedjeljak	3957	25/četvrtak	7896	4540	445	4697	5689	
	I	6/utorak	2	5	15/četvrtak	8	436	19/ponedjeljak	1844	15/četvrtak	4965	2157	304	2494	2393	2460
Juli	II	30/petak	1	4	18/nedjelja	11	371	21/srijeda	1852	18/nedjelja	3706	2180	197	2307	2517	2377
	I+II	21/srijeda	3	12	15/četvrtak	13	797	21/srijeda	3878	15/četvrtak	8359	4337	501	4801	4910	4837
	I	5/srijeda	2	9	22/subota	9	378	3/ponedjeljak	2085	29/subota	4885	2547	415	2760	3383	2961
	II	19/srijeda	2	4	16/nedjelja	13	363	5/srijeda	1972	30/nedjelja	3731	2344	261	2433	2965	2604
Avgust	I+II	19/srijeda	2	16	29/subota	10	610	5/srijeda	4099	29/subota	7973	4890	676	5193	6348	5566
	I	31/četvrtak	3	8	5/subota	10	440	30/srijeda	2154	12/subota	4884	2604	387	2874	3329	2991
Septembar	II	30/srijeda	4	7	15/utorak	13	411	30/srijeda	2237	15/utorak	4589	2921	303	3001	3867	3225
	I+II	31/četvrtak	3	18	5/subota	11	730	30/srijeda	4391	5/subota	9082	5526	690	5875	7196	6216
Oktobar	I	25/ponedjeljak	3	4	3/nedjelja	9	357	25/ponedjeljak	1903	30/subota	3161	2173	262	2332	2674	2435
	II	28/četvrtak	2	1	3/nedjelja	13	426	25/ponedjeljak	1989	3/nedjelja	3652	2263	176	2228	2930	2439
Novembar	I+II	28/četvrtak	2	6	3/nedjelja	13	566	25/ponedjeljak	3892	3/nedjelja	6212	4436	438	4560	5605	4874
	I	23/ponedjeljak	3	2	28/subota	8	452	23/ponedjeljak	1619	26/četvrtak	4402	2315	272	2456	2906	
Decembar	II	18/srijeda	2	2	29/nedjelja	12	466	23/ponedjeljak	1743	29/nedjelja	4439	2349	160	2260	3118	
	I+II	23/ponedjeljak	3	8	29/nedjelja	10	742	23/ponedjeljak	3362	28/subota	7131	4663	432	4716	6024	
Godina	I	13/ponedjeljak	2	4	4/subota	9	394	27/ponedjeljak	1770	1/srijeda	3379	2128	201	2263	2509	
	II	22/srijeda	2	7	5/nedjelja	13	477	28/utorak	1822	5/nedjelja	3976	2278	140	2238	2911	
Godina	I+II	23/četvrtak	2	7	4/subota	10	660	28/utorak	3619	1/srijeda	6879	4406	341	4501	5420	
	I	13/srijeda	0	3	23/subota	11	593	31/nedjelja	1594	23/subota	7218	2290	335	2486	2916	
Godina	II	11/ponedjeljak	3	2	10/nedjelja	12	361	31/nedjelja	1735	10/nedjelja	3120	2093	147	2195	2337	
	I+II	4/ponedjeljak	3	8	23/subota	11	887	31/nedjelja	3329	23/subota	9845	4383	482	4681	5253	
Godina	I	8.3/srijeda	11	0	23.12/subota	11	593	1.1/nedjelja	859	23.12/subota	7218	2156	275	2346	2624	2716
	II	31.1/utorak	2	1	17.4/ponedjeljak	14	505	13.3/ponedjeljak	1025	17.4/ponedjeljak	5989	2210	175	2221	2754	2665
Godina	I+II	1.2/srijeda	2	5	23.12/subota	11	887	13.3/ponedjeljak	2015	23.12/subota	9845	4365	450	4567	5377	5382

BROJANJE VOZILA NA MREŽI PUTEVA U REPUBLICI SRPSKOJ – 2017. GODINA
VEHICLE COUNTING ON THE ROAD NETWORK OF THE REPUBLIC OF SRPSKA – YEAR 2017

TRAFFIC PARAMETERS

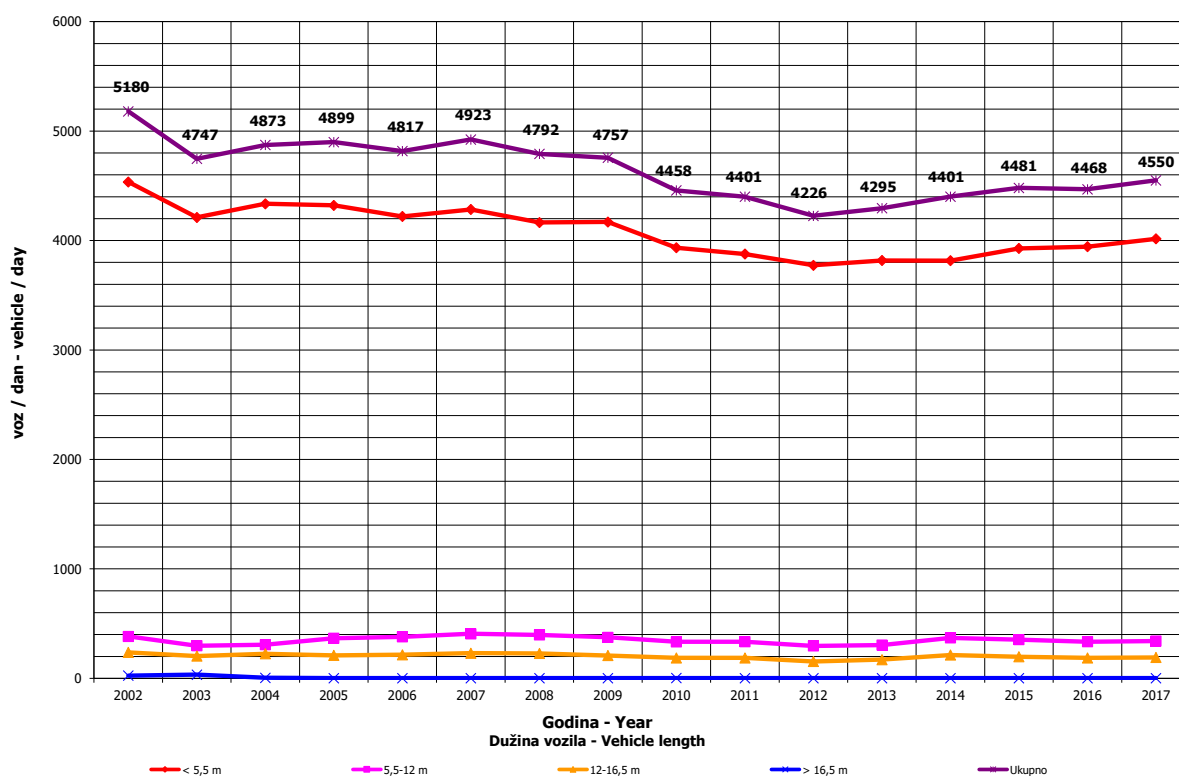
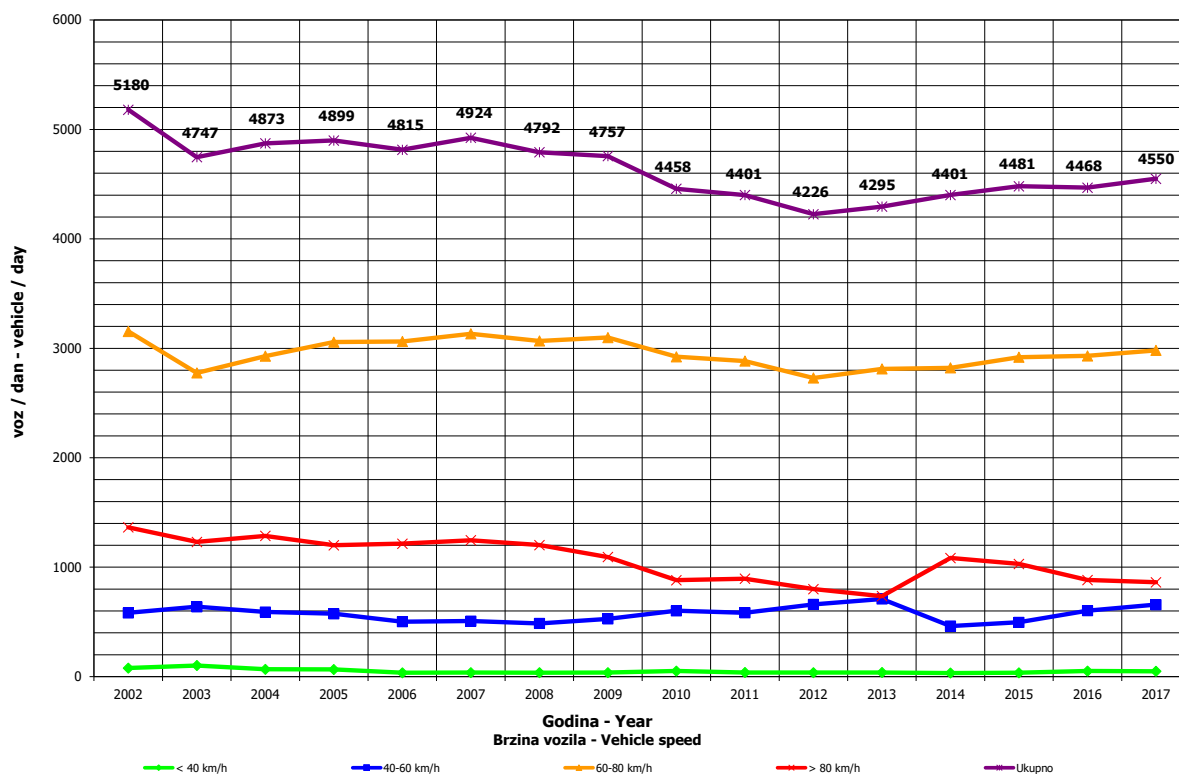
Automatic counter number 000024
 Location / Mileage [km+m] Lepnica / 0+691,00
 Road number / Section M 1.8 (MI-107) / granica / border RS (Lepnica) - Lončari

Month	Direction	minimum hour		maximum hour		veh/h	veh/day	minimum day		maximum day		day time average (5-21 h)	night average (21-05 h)	working day average	weekend average	summer average
		date/day	hour	date/day	hour			date/day	veh/day	date/day	veh/day					
January	I	18/Wednesday	2	2	5/Thursday	13	317	1/Sunday	859	6/Friday	2512	1518	152	1725	1572	
	II	31/Tuesday	2	1	8/Sunday	11	343	30/Monday	1175	8/Sunday	3195	1788	120	1750	2194	
	I+II	30/Monday	3	6	5/Thursday	13	541	30/Monday	2341	6/Friday	5130	3306	272	3475	3766	
February	I	9/Thursday	4	2	2/Thursday	13	263	5/Sunday	1349	23/Thursday	2229	1592	166	1731	1823	
	II	28/Tuesday	3	2	26/Sunday	11	263	1/Wednesday	1440	26/Sunday	2221	1611	102	1612	1963	
	I+II	1/Wednesday	2	5	11/Saturday	10	443	28/Thursday	2900	23/Thursday	4214	3202	267	3343	3785	
March	I	8/Wednesday	11	0	25/Saturday	10	406	8/Wednesday	930	25/Saturday	2865	1686	167	1784	2055	
	II	16/Thursday	3	1	26/Sunday	13	359	13/Monday	1025	26/Sunday	2637	1726	106	1684	2254	
	I+II	27/Monday	3	5	25/Saturday	11	572	13/Monday	2015	25/Saturday	5497	3412	273	3468	4309	
April	I	24/Monday	3	3	8/Saturday	9	510	3/Monday	1904	14/Friday	6022	2631	380	2877	3211	
	II	3/Monday	3	1	17/Monday	14	505	3/Monday	1872	17/Monday	5989	2570	189	2616	2973	
	I+II	3/Monday	3	7	17/Monday	10	788	3/Monday	3776	29/Saturday	8867	5200	569	5493	6184	
May	I	3/Wednesday	3	5	25/Thursday	13	409	1/Monday	1326	25/Thursday	4971	2189	254	2391	2574	
	II	23/Tuesday	3	2	28/Sunday	13	427	31/Wednesday	1993	28/Sunday	4215	2351	190	2306	3115	
	I+II	23/Tuesday	3	11	25/Thursday	13	671	15/Monday	3957	25/Thursday	7896	4540	445	4697	5689	
June	I	6/Thursday	2	5	15/Thursday	8	436	19/Monday	1844	15/Thursday	4965	2157	304	2494	2393	
	II	30/Friday	1	4	18/Sunday	11	371	21/Wednesday	1852	18/Sunday	3706	2180	197	2307	2517	
	I+II	21/Wednesday	3	12	15/Thursday	13	797	21/Wednesday	3878	15/Thursday	8359	4337	501	4801	4910	
July	I	5/Wednesday	2	9	22/Saturday	9	378	3/Monday	2085	29/Saturday	4885	2547	415	2760	3383	
	II	19/Wednesday	2	4	16/Sunday	13	363	5/Wednesday	1972	30/Sunday	3731	2344	261	2433	2965	
	I+II	19/Wednesday	2	16	29/Saturday	10	610	5/Wednesday	4099	29/Saturday	7973	4890	676	5193	6348	
August	I	31/Thursday	3	8	5/Saturday	10	440	30/Wednesday	2154	12/Saturday	4884	2604	387	2874	3329	
	II	30/Wednesday	4	7	15/Thursday	13	411	30/Wednesday	2237	15/Thursday	4589	2921	303	3001	3867	
	I+II	31/Thursday	3	18	5/Saturday	11	730	30/Wednesday	4391	5/Saturday	9082	5526	690	5875	7196	
September	I	25/Monday	3	4	3/Sunday	9	357	25/Monday	1903	30/Saturday	3161	2173	262	2332	2674	
	II	28/Thursday	2	1	3/Sunday	13	426	25/Monday	1989	3/Sunday	3652	2263	176	2228	2930	
	I+II	28/Thursday	2	6	3/Sunday	13	566	25/Monday	3892	3/Sunday	6212	4436	438	4560	5605	
October	I	23/Monday	3	2	28/Saturday	8	452	23/Monday	1619	26/Thursday	4402	2315	272	2456	2906	
	II	18/Wednesday	2	2	29/Sunday	12	466	23/Monday	1743	29/Sunday	4439	2349	160	2260	3118	
	I+II	23/Monday	3	8	29/Sunday	10	742	23/Monday	3362	28/Saturday	7131	4663	432	4716	6024	
November	I	13/Monday	2	4	4/Saturday	9	394	27/Monday	1770	1/Wednesday	3379	2128	201	2263	2509	
	II	22/Wednesday	2	1	5/Sunday	13	477	28/Thursday	1822	5/Sunday	3976	2278	140	2238	2911	
	I+II	23/Thursday	2	7	4/Saturday	10	660	28/Thursday	3619	1/Wednesday	6879	4406	341	4501	5420	
December	I	13/Wednesday	0	3	23/Saturday	11	593	31/Sunday	1594	23/Saturday	7218	2290	335	2486	2916	
	II	11/Monday	3	2	10/Sunday	12	361	31/Sunday	1735	10/Sunday	3120	2093	147	2195	2337	
	I+II	4/Monday	3	8	23/Saturday	11	887	31/Sunday	3329	23/Saturday	9845	4383	482	4681	5253	
Year	I	8.3/Wednesday	11	0	23.12/Saturday	11	593	1.1/Sunday	859	23.12/Saturday	7218	2156	275	2346	2624	
	II	31.1/Thursday	2	1	17.4/Monday	14	505	13.3/Monday	1025	17.4/Monday	5989	2210	175	2221	2754	
	I+II	1.2/Wednesday	2	5	23.12/Saturday	11	887	13.3/Monday	2015	23.12/Saturday	9845	4365	450	4567	5377	

GODIŠNJA NERAVNOMJERNOST SAOBRAĆAJNOG TOKA TRAFFIC FLOW ANNUAL VARIATION

Automatski brojač broj - Automatic counter number
 Lokalizet - Location / Stacionaža - Mileage [km+m]
 Broj puta - Road number / Dionica - Section

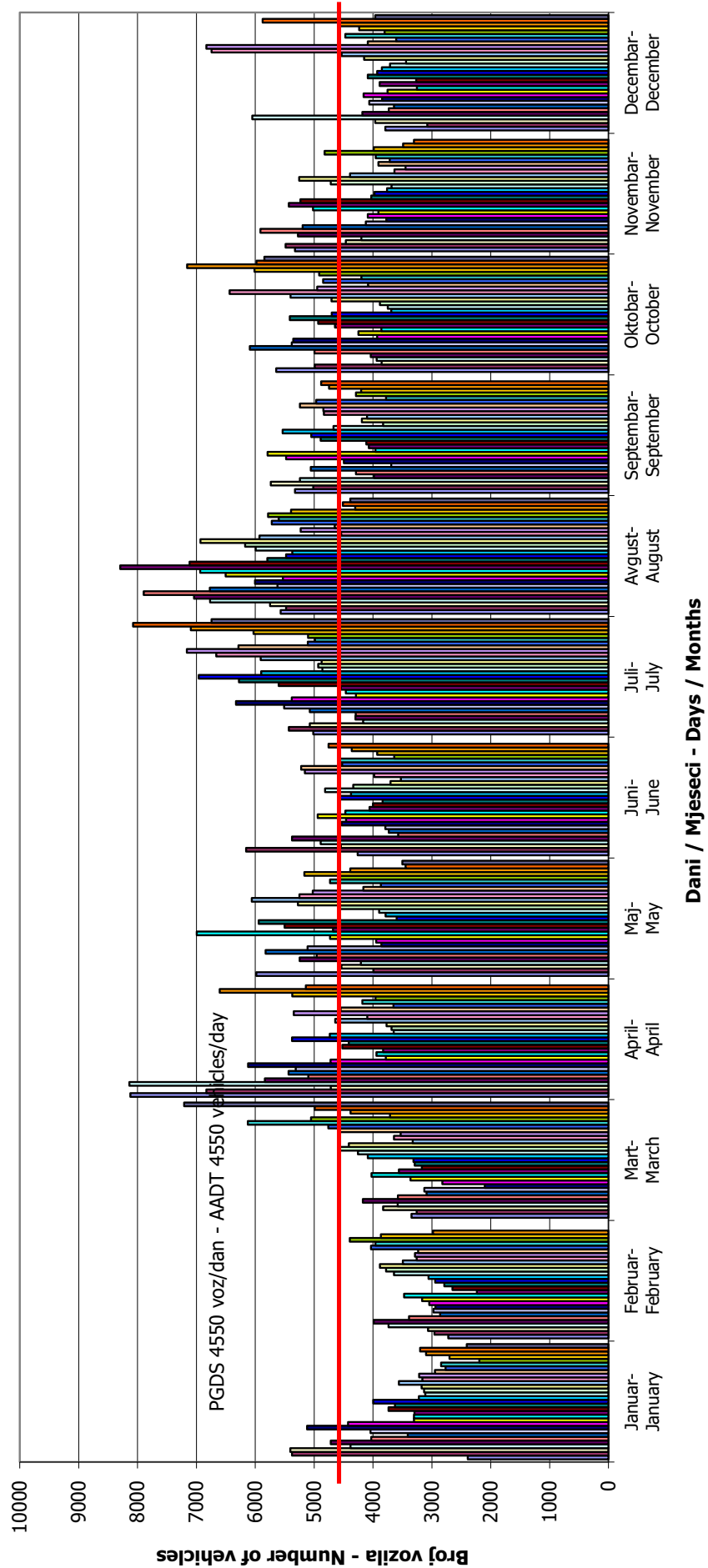
000024
 Lepnica / 0+691,00
 M 1.8 (MI-107) / granica / border RS (Lepnica)
 - Lončari



**DNEVNA NERAVNOMJERNOST SAOBRAĆAJNOG TOKA
 TRAFFIC FLOW DAILY VARIATION**

Automatski brojač broj - Automatic counter number
 Lokalizet - Location / Stacionaža - Mileage [km+m]
 Broj puta - Road number/ Dionica - Section

000024
 Lepnica / 0+691,00
 M 1.8 (MI-107) / granica / border RS (Lepnica) - Lončari

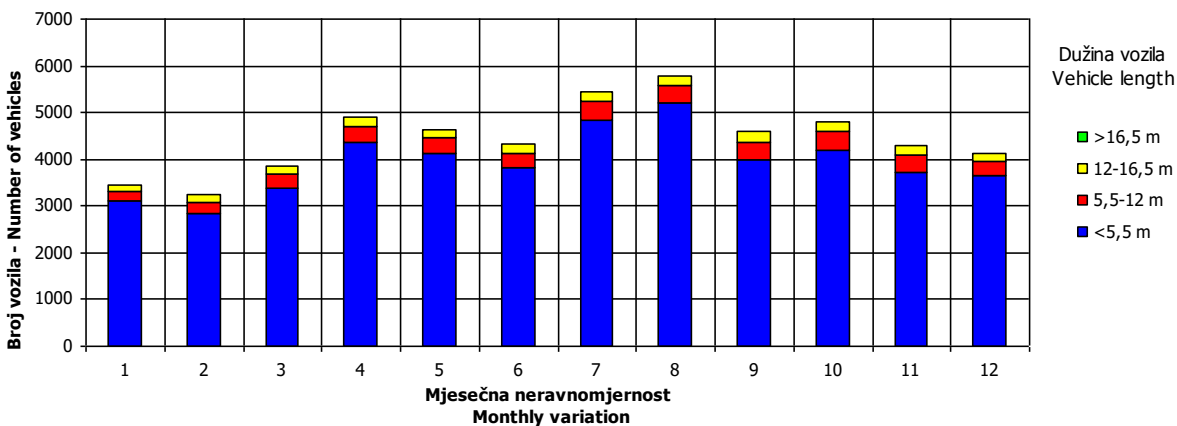
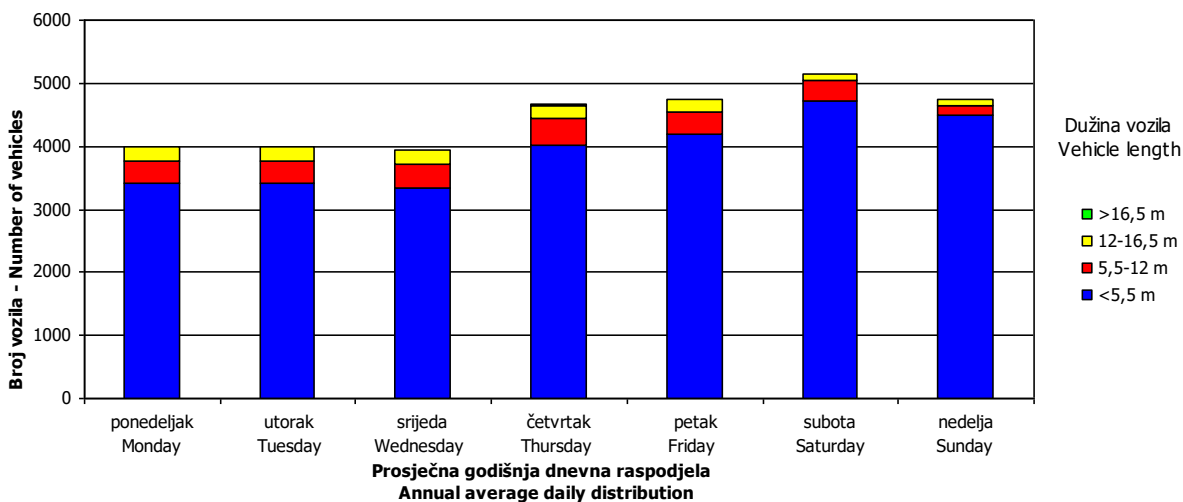
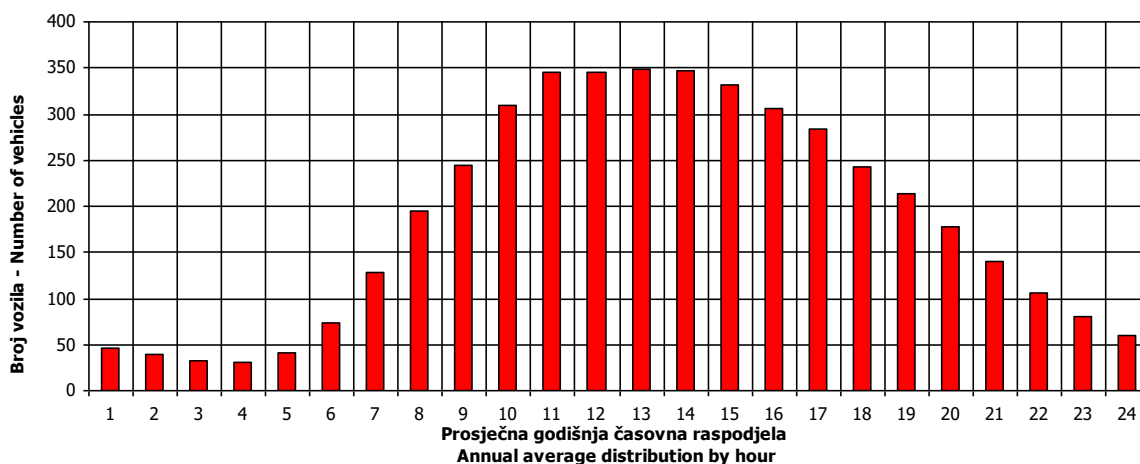


VREMENSKA RASPODJELA SAOBRAĆAJNOG TOKA TRAFFIC FLOW TIME DISTRIBUTION

Automatski brojač broj - Automatic counter number
 Lokalizet - Location / Stacionaža - Mileage [km+m]
 Broj puta - Road number / Dionica - Section

000024
 Lepnica / 0+691,00
 M 1.8 (MI-107) / granica / border RS (Lepnica)
 - Lončari

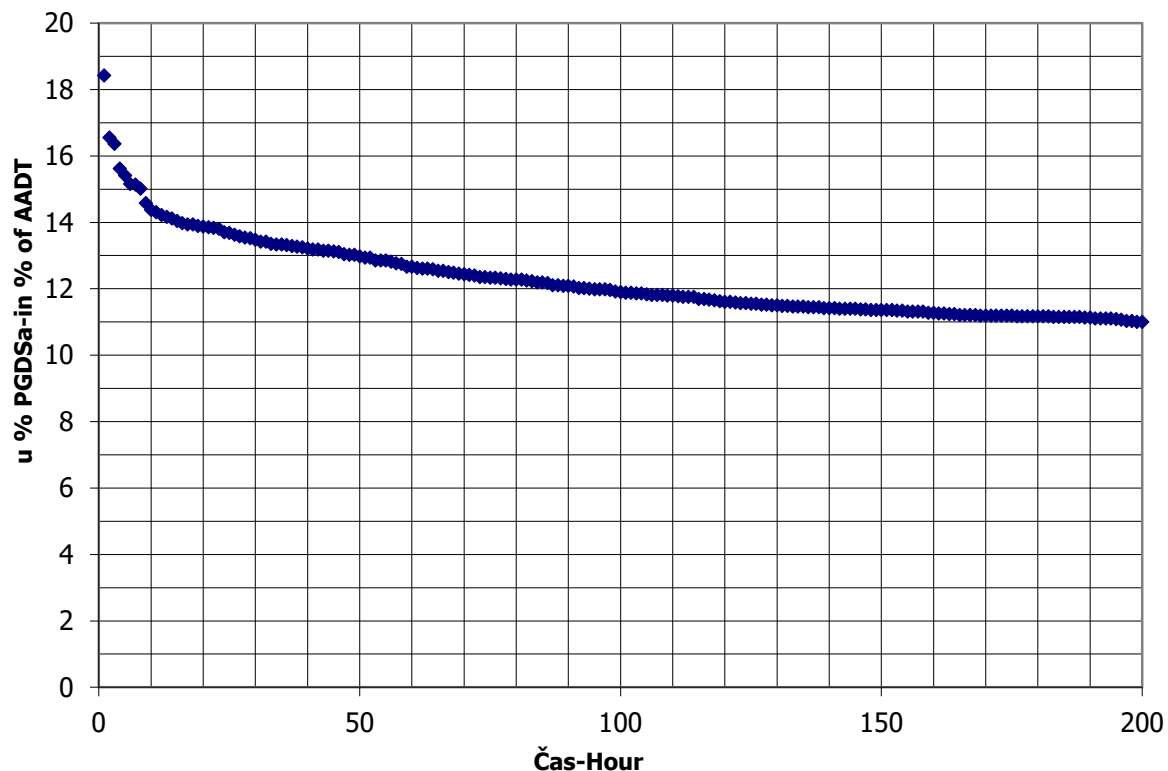
PGDS 4550 voz/dan AADT 4550 veh/day



SATNA DISTRIBUCIJA SAOBRAĆAJNOG TOKA TRAFFIC FLOW HOURLY DISTRIBUTION

Automatski brojač broj - Automatic counter number 000024
 Lokalizet - Location / Stacionaža - Mileage [km+m] Lepnica / 0+691,00
 Broj puta - Road number / Dionica - Section M 1.8 (MI-107) / granica / border RS (Lepnica) - Lončari

PGDS - AADT	4550 voz/dan - veh/day							
Čas - Hour	Maksimalni vršni sat - Maximum peak hour	10	20	30	40	50	100	200
Sat u danu - Hour of day	11	14	9	11	9	12	12	13
Sat u godini - Hour in year	8556	8559	2338	5532	3538	2509	2485	6494
Dan - Day of week	subota - Saturday	subota - Saturday	subota - Saturday	subota - Saturday	nedelja - Sunday	subota - Saturday	petak - Friday	četvrtak - Thursday
Datum - Date	23	23	8	19	28	15	14	28
Mjesec - Month	Decembar - December	Decembar - December	April - April	Avgust - August	Maj - May	April - April	April - April	Septembar - September
Vrijednost - Value	887	692	668	649	636	625	573	530
% - percent	18.42	14.37	13.87	13.48	13.21	12.98	11.90	11.01



BROJANJE VOZILA NA MREŽI PUTEVA U REPUBLICI SRPSKOJ – 2017. GODINA
VEHICLE COUNTING ON THE ROAD NETWORK OF THE REPUBLIC OF SRPSKA – YEAR 2017

MJESEČNI BROJ VOZILA
MONTHLY NUMBER OF VEHICLES

Automatski brojač broj - Automatic counter number 000025
 Lokalizet - Location / Stacionaža - Mileage [km+m] Blaževac / 5+516,00
 Broj puta - Road number / Dionica - Section M 1.8 (MI-107) / Pelagićevo - granica / border RS (Blaževac)

	Mjesec - Month											
	Januar- January	Februar- February	Mart- March	April- April	Maj- May	Juni- June	Juli- July	August- August	Septembar- September	Oktober- October	Novembar- November	Decembar- December
1	1365	1788	2756	5180	5317	3256	3772	3937	4290	4511	3718	3004
2	3712	2399	2650	5254	3083	4544	4199	4490	4120	4352	3352	3129
3	4214	2368	2912	3162	3982	3691	4140	4712	4949	2876	3510	3550
4	2839	2653	2777	5121	3584	4180	2828	5403	4907	3622	3603	3417
5	3666	2836	3283	4270	5314	4672	3627	5694	2855	3350	4009	2638
6	3048	2855	3324	4012	3615	2559	3598	5898	3765	4034	4056	3231
7	2088	2168	2065	4103	4786	3288	3913	5638	4038	4970	2391	3202
8	2861	1972	2429	4179	4706	3199	4238	4040	2448	4515	3138	3082
9	3623	2371	1749	4799	2757	3510	5050	4640	3425	4688	3139	2975
10	3252	2313	2063	4257	3596	3576	4472	4356	4743	2775	3586	3420
11	2096	2395	2619	2670	3883	3963	3260	5161	5300	3548	3824	3517
12	2678	2595	3196	3331	4744	3953	3765	5165	2964	3276	4736	2251
13	2662	1533	3152	3240	3940	2913	3853	6007	3676	3710	4288	2833
14	2775	2031	2210	3662	4528	3399	4452	4949	3548	3939	2795	2544
15	2847	1842	2921	3739	4854	3302	4770	3931	3886	4564	2034	3135
16	3235	2260	2801	4325	2572	3637	5067	4465	4142	4277	3204	2989
17	2903	2288	3259	4510	3230	3582	4914	4343	4619	2700	3540	2989
18	2009	2634	3514	2571	3357	4013	3487	4710	4096	3273	3570	2973
19	2579	2807	3814	3408	3732	4074	3921	4624	2877	3195	4008	2167
20	2066	3231	4172	3307	4000	2634	4041	5137	3749	3687	4259	3259
21	2645	3025	2494	3695	4857	4091	4474	4934	3469	3908	2452	3463
22	2417	2153	3167	3667	4868	4361	4857	3279	3694	5075	3154	4647
23	2522	2763	2924	4415	3349	4224	5420	4283	3907	4484	3035	4649
24	2553	2625	3519	4156	3524	4197	4877	4041	4232	2894	2901	3364
25	1921	2861	3551	2721	3289	3870	3469	4438	4392	3772	3302	3711
26	2387	3055	4278	3542	3792	4045	4199	4420	2799	3562	3638	2604
27	1809	3543	4570	3423	3801	2906	4226	4804	3502	3683	3344	3507
28	1945	3549	2590	4306	4198	3483	4845	4485	3523	4460	2439	3564
29	2283	2099	3649	4862	4209	3265	5327	3221	3756	5391	2922	4042
30	2595		3873	2782	2495	3801	6116	3895	3883	4749	2687	3192
31	2129		5196		2966		5461	3812		3487		2789
Ukupno- Total	81758	73110	97541	116673	120939	110246	134623	142851	115560	121278	100619	99840
Prosjek- Average	2637	2521	3146	3889	3901	3675	4343	4608	3852	3912	3354	3221
Godišnji prosjek (PGDS) - Annual average (AADT)												3593

BROJANJE VOZILA NA MREŽI PUTEVA U REPUBLICI SRPSKOJ – 2017. GODINA
VEHICLE COUNTING ON THE ROAD NETWORK OF THE REPUBLIC OF SRPSKA – YEAR 2017

STRUKTURA SAOBRAĆAJNOG TOKA
TRAFFIC FLOW COMPOSITION

Automatski brojač broj - Automatic counter number 000025
 Lokalizet - Location / Stacionaža - Mileage [km+m] Blaževac / 5+516,00
 Broj puta - Road number / Dionica - Section M 1.8 (MI-107) / Pelagićevo - granica / border RS (Blaževac)

Mjesec - Month	Smjer - Direction	Dužina vozila - Vehicle length								Ukupno - Total
		< 5,5 m	(%)	5,5 - 12 m	(%)	12 - 16,5 m	(%)	< 16,5 m	(%)	
Januar - January	I	33657	88.8	2526	6.7	1581	4.2	150	0.4	37913
	II	38907	88.7	2944	6.7	1966	4.5	29	0.1	43845
	ukupno - total	72563	88.8	5470	6.7	3546	4.3	179	0.2	81758
Februar - February	I	31333	86.5	2898	8.0	1824	5.0	158	0.4	36213
	II	31432	85.2	3229	8.8	2204	6.0	32	0.1	36897
	ukupno - total	62766	85.9	6126	8.4	4028	5.5	190	0.3	73110
Mart - March	I	42539	86.7	4159	8.5	2152	4.4	236	0.5	49086
	II	41132	84.9	4573	9.4	2719	5.6	32	0.1	48455
	ukupno - total	83671	85.8	8731	9.0	4871	5.0	268	0.3	97541
April - April	I	50780	87.1	4986	8.6	2269	3.9	281	0.5	58316
	II	50181	86.0	5381	9.2	2770	4.7	25	0.0	58357
	ukupno - total	100961	86.5	10367	8.9	5039	4.3	306	0.3	116673
Maj - May	I	51949	87.2	4809	8.1	2474	4.2	312	0.5	59544
	II	52749	85.9	5408	8.8	3214	5.2	25	0.0	61396
	ukupno - total	104698	86.6	10217	8.4	5688	4.7	337	0.3	120939
Juni - June	I	47580	86.8	4447	8.1	2423	4.4	365	0.7	54815
	II	47234	85.2	4982	9.0	3189	5.8	26	0.0	55431
	ukupno - total	94814	86.0	9429	8.6	5612	5.1	391	0.4	110246
Juli - July	I	61524	87.8	5602	8.0	2548	3.6	376	0.5	70050
	II	55271	85.6	6046	9.4	3244	5.0	12	0.0	64573
	ukupno - total	116796	86.8	11648	8.7	5792	4.3	388	0.3	134623
Avgust - August	I	58129	86.0	6243	9.2	2795	4.1	431	0.6	67598
	II	64755	86.0	6950	9.2	3537	4.7	11	0.0	75253
	ukupno - total	122884	86.0	13193	9.2	6332	4.4	442	0.3	142851
Septembar - September	I	48815	85.4	5466	9.6	2537	4.4	363	0.6	57181
	II	48919	83.8	6051	10.4	3381	5.8	27	0.0	58379
	ukupno - total	97734	84.6	11517	10.0	5919	5.1	390	0.3	115560
Oktobar - October	I	52074	85.9	5731	9.5	2413	4.0	377	0.6	60594
	II	50894	83.9	6417	10.6	3319	5.5	53	0.1	60684
	ukupno - total	102968	84.9	12148	10.0	5733	4.7	430	0.4	121278
Novembar - November	I	42146	84.8	5160	10.4	2141	4.3	263	0.5	49710
	II	42096	82.7	5902	11.6	2876	5.6	35	0.1	50908
	ukupno - total	84242	83.7	11062	11.0	5017	5.0	298	0.3	100619
Decembar - December	I	45332	87.4	4210	8.1	2073	4.0	240	0.5	51855
	II	40691	84.8	4650	9.7	2598	5.4	46	0.1	47986
	ukupno - total	86023	86.2	8860	8.9	4671	4.7	286	0.3	99840
Ukupno (godišnje) - Total (annual)	I	565857	86.7	56236	8.6	27231	4.2	3549	0.5	652874
	II	564262	85.2	62533	9.4	35017	5.3	353	0.1	662164
	ukupno - total	1130119	85.9	118769	9.0	62248	4.7	3902	0.3	1315038
Prosjek (PGDS) - Average (AADT)	I	1546	86.7	154	8.6	74	4.2	10	0.5	1784
	II	1542	85.2	171	9.4	96	5.3	1	0.1	1809
	ukupno - total	3088	85.9	325	9.0	170	4.7	11	0.3	3593

BRONJE VOZILA NA MREZI PUTEVA U REPUBLICI SRPSKOJ – 2017. GODINA
VEHICLE COUNTING ON THE ROAD NETWORK OF THE REPUBLIC OF SRPSKA – YEAR 2017

SAOBRAĆAJNI POKAZATELJI

Automatski brojač broj
 Lokalizet / Stacionaža [km+m]
 Broj puta / Dionica

000025

Blaževac / 5+516,00

M 1.8 (M1-107) / Pelagićevo - granica / border RS (Blaževac)

Mjesec	Snjier	minimaini čas			maksimaini čas			minimaini dan		maksimaini dan		dnevni prosjek (05-21 h)	noćni prosjek (21-05 h)	projek radnim danom	projek vikendom	ljetni prosjek
		datum/dan	čas	voz/h	datum/dan	čas	voz/h	datum/dan	voz/dan	datum/dan	voz/dan					
Januar	I	19/četvrtak	2	1	21/subota	10	264	1/nedelja	572	6/petak	2073	1391	103	1500	1483	
	II	24/utorak	2	0	15/nedelja	13	296	1/nedelja	1013	15/nedelja	2295	1576	80	1562	1826	
	I+II	19/četvrtak	2	3	14/subota	11	474	1/nedelja	1585	6/petak	4322	2967	183	3062	3308	
Februar	I	9/četvrtak	3	1	19/nedelja	9	284	13/ponedeljak	1139	25/subota	2106	1500	114	1519	1850	
	II	28/utorak	3	0	19/nedelja	12	296	6/ponedeljak	1142	19/nedelja	2191	1529	78	1476	1934	
	I+II	9/četvrtak	3	2	11/subota	11	487	6/ponedeljak	2297	25/subota	4109	3029	191	2995	3785	
Mart	I	23/četvrtak	4	1	25/subota	10	375	13/ponedeljak	780	25/subota	2670	1632	118	1616	2136	
	II	29/srijeda	3	1	26/nedelja	13	423	13/ponedeljak	818	26/nedelja	2756	1671	87	1580	2265	
	I+II	16/četvrtak	3	4	26/nedelja	11	561	13/ponedeljak	1598	25/subota	5229	3302	205	3196	4401	
April	I	5/srijeda	3	4	9/nedelja	9	506	3/ponedeljak	1626	14/petak	4369	2401	251	2447	2959	
	II	6/četvrtak	3	0	9/nedelja	13	516	3/ponedeljak	1608	17/ponedeljak	4506	2430	137	2358	2882	
	I+II	6/četvrtak	3	8	15/subota	11	741	3/ponedeljak	3234	29/subota	7359	4831	388	4805	5841	
Maj	I	31/srijeda	3	5	25/četvrtak	9	550	1/ponedeljak	920	25/četvrtak	4767	2175	201	2272	2970	
	II	18/četvrtak	3	10	25/četvrtak	14	803	1/ponedeljak	2629	25/četvrtak	4116	2325	150	2272	2970	
	I+II	31/srijeda	3	3	15/četvrtak	9	391	19/ponedeljak	1581	15/četvrtak	3762	2058	211	2211	2385	2269
Juni	I	13/utorak	2	1	18/nedelja	11	369	12/ponedeljak	1703	18/nedelja	3205	2090	147	2124	2463	2237
	II	20/utorak	2	5	15/četvrtak	14	608	19/ponedeljak	3315	15/četvrtak	6753	4148	359	4336	4848	4506
	I+II	13/utorak	2	3	16/nedelja	8	412	3/ponedeljak	1796	29/subota	3677	2314	304	2403	3067	2617
Juli	I	2/nedelja	3	3	16/nedelja	13	383	10/ponedeljak	1818	16/nedelja	3379	2270	190	2267	2867	2460
	II	19/srijeda	2	10	16/nedelja	11	602	3/ponedeljak	3631	29/subota	6550	4584	494	4670	5934	5078
	I+II	28/ponedeljak	2	4	12/subota	12	438	21/ponedeljak	2084	12/subota	4061	2394	289	2538	3098	2683
Avgust	I	28/ponedeljak	2	10	12/subota	12	740	21/ponedeljak	3942	12/subota	7687	5059	493	5214	6523	5552
	II	5/utorak	4	1	17/nedelja	12	584	4/ponedeljak	1885	17/nedelja	3909	2542	139	2393	3354	2681
	I+II	27/srijeda	1	12	17/nedelja	10	804	4/ponedeljak	3635	17/nedelja	7186	4933	365	4785	6496	5298
Oktobar	I	23/ponedeljak	3	2	13/petak	9	635	23/ponedeljak	1145	13/petak	4386	2419	210	2388	3219	
	II	17/utorak	3	1	13/petak	14	607	23/ponedeljak	1204	15/nedelja	4059	2495	124	2311	3374	
	I+II	30/ponedeljak	3	7	13/petak	10	889	23/ponedeljak	2349	13/petak	8382	4914	335	4699	6593	
Novembar	I	26/nedelja	4	2	12/nedelja	9	492	27/ponedeljak	1494	4/subota	2926	2042	136	2005	2652	
	II	22/srijeda	2	0	5/nedelja	13	526	13/ponedeljak	1573	5/nedelja	3686	2137	105	2011	2879	
	I+II	22/srijeda	3	5	5/nedelja	10	752	27/ponedeljak	3079	5/nedelja	6414	4179	241	4016	5531	
Decembar	I	11/ponedeljak	2	3	23/subota	11	485	11/ponedeljak	1455	23/subota	5266	2100	17	2136	2701	
	II	19/utorak	1	2	17/nedelja	13	439	18/ponedeljak	1448	10/nedelja	2954	2005	120	2009	2369	
	I+II	11/ponedeljak	2	7	23/subota	11	742	18/ponedeljak	2922	23/subota	7782	4106	337	4145	5070	
Godna	I	19.1/četvrtak	2	1	13.10/petak	9	635	1.1/nedelja	572	23.12/subota	5266	2071	199	2120	2609	2548
	II	24.1/utorak	2	0	13.10/petak	14	607	13.3/ponedeljak	818	17.4/ponedeljak	4506	2148	131	2090	2705	2564
	I+II	9.2/četvrtak	3	2	13.10/petak	10	889	1.1/nedelja	1585	25.5/četvrtak	8562	4219	330	4210	5314	5112

BRONJANJE VOZILA NA MREŽI PUTEVA U REPUBLICI SRPSKOJ – 2017. GODINA
VEHICLE COUNTING ON THE ROAD NETWORK OF THE REPUBLIC OF SRPSKA – YEAR 2017

TRAFFIC PARAMETERS

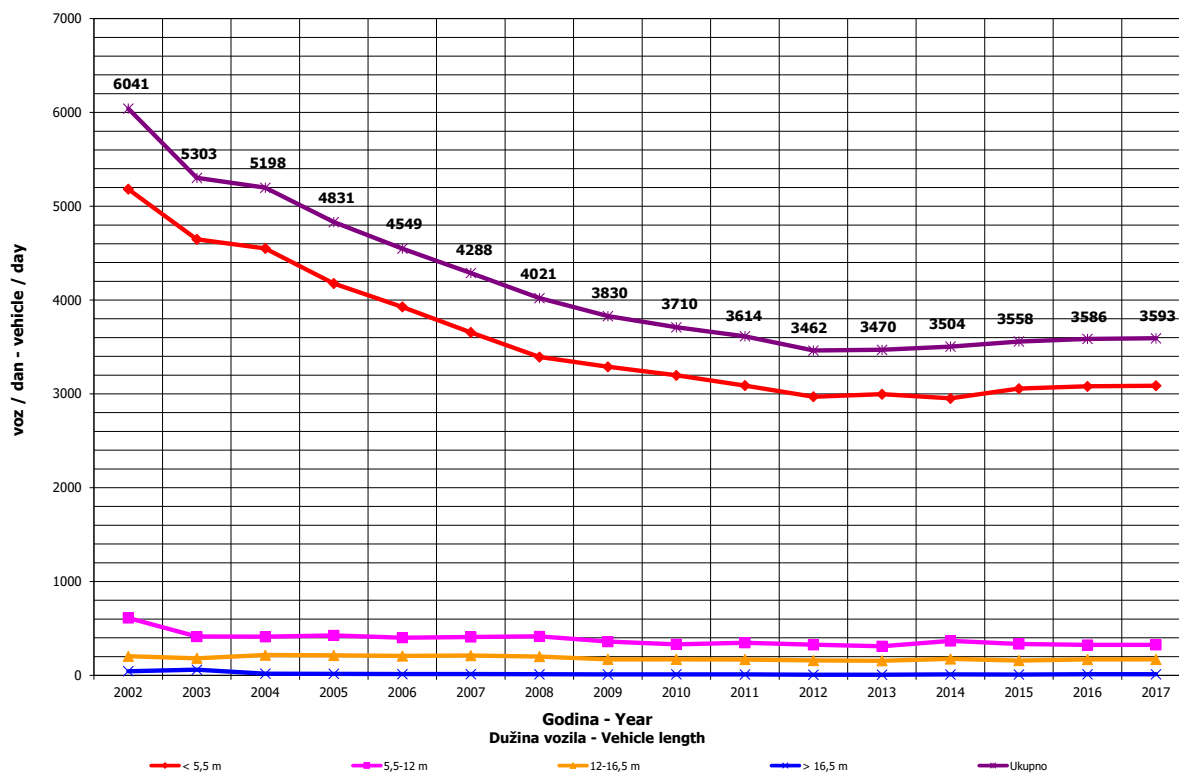
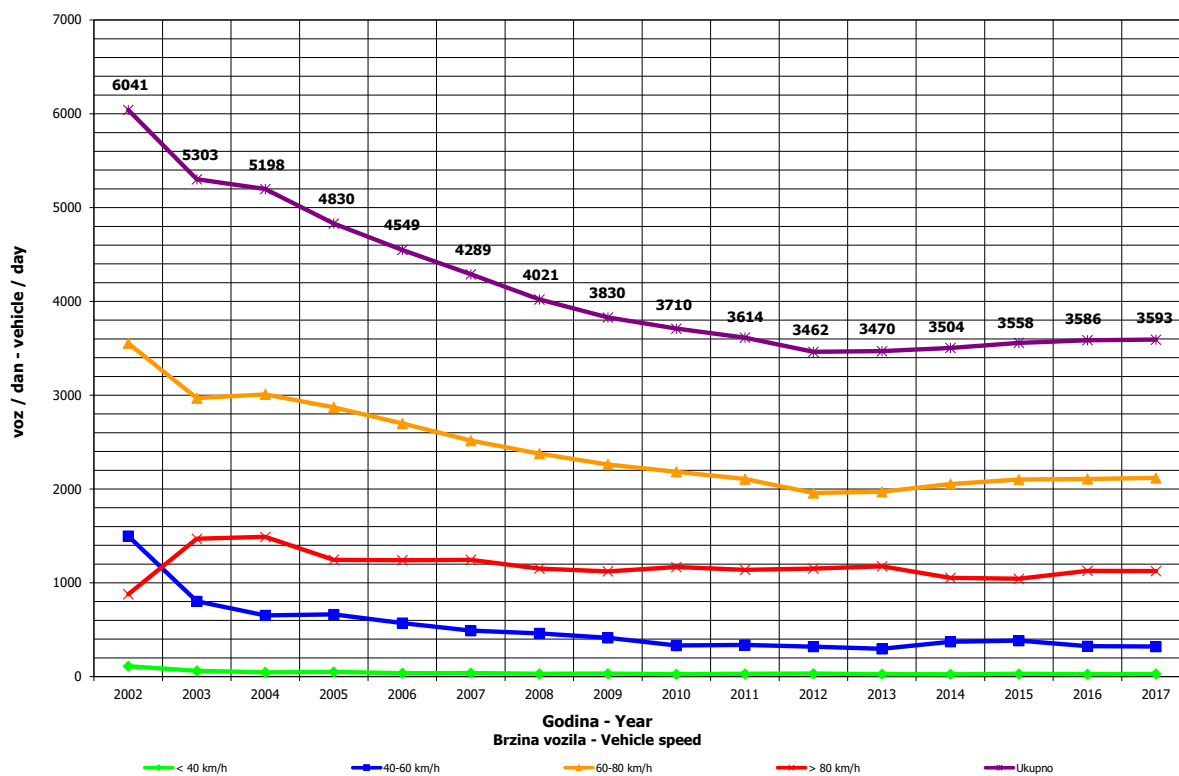
Automatic counter number 000025
 Location / Mileage [km+m] Blaževac / 5+516,00
 Road number / Section M 1.8 (MI-107) / Pelagićevo - granica / border RS (Blaževac)

Month	Direction	minimum hour		maximum hour		veh/h	veh/h	minimum day		maximum day		day time average (5-21 h)	night average (21-05 h)	working day average	weekend average	summer average
		date/day	hour	date/day	hour			date/day	veh/day	date/day	veh/day					
January	I	19/Tuesday	2	21/Saturday	10	264	572	1/Sunday	6/Friday	2073	1391	103	1500	1483		
	II	24/Tuesday	2	15/Sunday	13	296	1013	1/Sunday	15/Sunday	2295	1576	80	1562	1826		
	I-II	19/Tuesday	2	14/Saturday	11	474	1585	1/Sunday	6/Friday	4322	2967	183	3062	3308		
February	I	9/Thursday	3	19/Sunday	9	284	1139	13/Monday	25/Saturday	2106	1500	114	1519	1850		
	II	28/Tuesday	3	19/Sunday	12	296	1142	6/Monday	19/Sunday	2191	1529	78	1476	1934		
	I-II	9/Thursday	3	11/Saturday	11	487	2297	6/Monday	25/Saturday	4109	3029	191	2995	3785		
March	I	23/Thursday	4	25/Saturday	10	375	780	13/Monday	25/Saturday	2670	1632	118	1616	2136		
	II	29/Wednesday	3	26/Sunday	13	423	818	13/Monday	26/Saturday	2756	1671	87	1580	2265		
	I-II	16/Thursday	3	26/Sunday	11	561	1598	13/Monday	25/Saturday	5229	3302	205	3196	4401		
April	I	5/Wednesday	3	9/Sunday	9	506	1626	3/Monday	14/Friday	4369	2401	251	2447	2959		
	II	6/Thursday	3	9/Sunday	13	516	1608	3/Monday	17/Monday	4506	2430	137	2358	2882		
	I-II	6/Thursday	3	15/Saturday	11	741	3234	3/Monday	29/Saturday	7359	4831	388	4805	5841		
May	I	31/Wednesday	3	25/Thursday	9	550	920	1/Monday	25/Thursday	4767	2175	201	2271	2633		
	II	18/Thursday	3	25/Thursday	13	486	1689	15/Monday	28/Sunday	4116	2325	150	2272	2970		
	I-II	31/Wednesday	3	25/Thursday	14	803	2629	1/Monday	25/Thursday	8562	4499	351	4543	5603		
June	I	13/Tuesday	2	15/Thursday	9	391	1581	19/Monday	15/Thursday	3762	2058	211	2211	2385		2269
	II	20/Tuesday	2	18/Sunday	11	369	1703	12/Monday	18/Sunday	3205	2090	147	2124	2463		2237
	I-II	13/Tuesday	2	15/Thursday	14	608	3315	19/Monday	15/Thursday	6753	4148	359	4336	4848		4506
July	I	3/Monday	2	16/Sunday	8	412	1796	3/Monday	29/Saturday	3677	2314	304	2403	3067		2617
	II	2/Sunday	3	16/Sunday	13	383	1818	10/Monday	16/Sunday	3379	2270	190	2267	2867		2460
	I-II	19/Wednesday	2	16/Sunday	11	602	3631	3/Monday	29/Saturday	6550	4584	494	4670	5934		5078
August	I	28/Monday	2	12/Saturday	11	441	1858	21/Monday	12/Saturday	4061	2394	289	2538	3098		2683
	II	31/Thursday	2	12/Saturday	12	438	2084	21/Monday	12/Saturday	3626	2665	204	2676	3425		2869
	I-II	28/Monday	2	12/Saturday	12	740	3942	21/Monday	12/Saturday	7687	5059	493	5214	6523		5552
September	I	28/Thursday	2	17/Sunday	9	519	1750	4/Monday	16/Saturday	3666	2391	226	2392	3143		2617
	II	5/Tuesday	4	17/Sunday	12	584	1885	4/Monday	17/Sunday	3909	2542	139	2393	3354		2681
	I-II	27/Wednesday	1	17/Sunday	10	804	3635	4/Monday	17/Sunday	7186	4933	365	4785	6496		5298
October	I	23/Monday	3	13/Friday	9	635	1145	23/Monday	13/Friday	4386	2419	210	2388	3219		
	II	17/Tuesday	3	13/Friday	14	607	1204	23/Monday	15/Sunday	4059	2495	124	2311	3374		
	I-II	30/Monday	3	13/Friday	10	889	2349	23/Monday	13/Friday	8382	4914	335	4699	6593		
November	I	26/Sunday	4	12/Sunday	9	492	1494	27/Monday	4/Saturday	2926	2042	136	2005	2652		
	II	22/Wednesday	2	5/Sunday	13	526	1573	13/Monday	5/Sunday	3686	2137	105	2011	2879		
	I-II	22/Wednesday	3	5/Sunday	10	752	3079	27/Monday	5/Sunday	6414	4179	241	4016	5531		
December	I	11/Monday	2	23/Saturday	11	485	1455	11/Monday	23/Saturday	5266	2100	217	2136	2701		
	II	19/Tuesday	1	14/Sunday	13	439	1448	18/Monday	10/Sunday	2954	2005	120	2009	2369		
	I-II	11/Monday	2	23/Saturday	11	742	2922	18/Monday	23/Saturday	7782	4106	337	4145	5070		
Year	I	19:1/Thursday	2	13:10/Friday	9	635	922	1:1/Sunday	23:12/Saturday	5266	2071	199	2120	2609		2548
	II	24:1/Tuesday	2	13:10/Friday	14	607	818	13:3/Monday	17:4/Monday	4506	2148	131	2090	2705		2564
	I-II	9:2/Thursday	3	13:10/Friday	10	889	1585	1:1/Sunday	25:5/Thursday	8562	4219	330	4210	5314		5112

GODIŠNJA NERAVNOMJERNOST SAOBRAĆAJNOG TOKA TRAFFIC FLOW ANNUAL VARIATION

Automatski brojač broj - Automatic counter number
 Lokalizet - Location / Stacionaža - Mileage [km+m]
 Broj puta - Road number / Dionica - Section

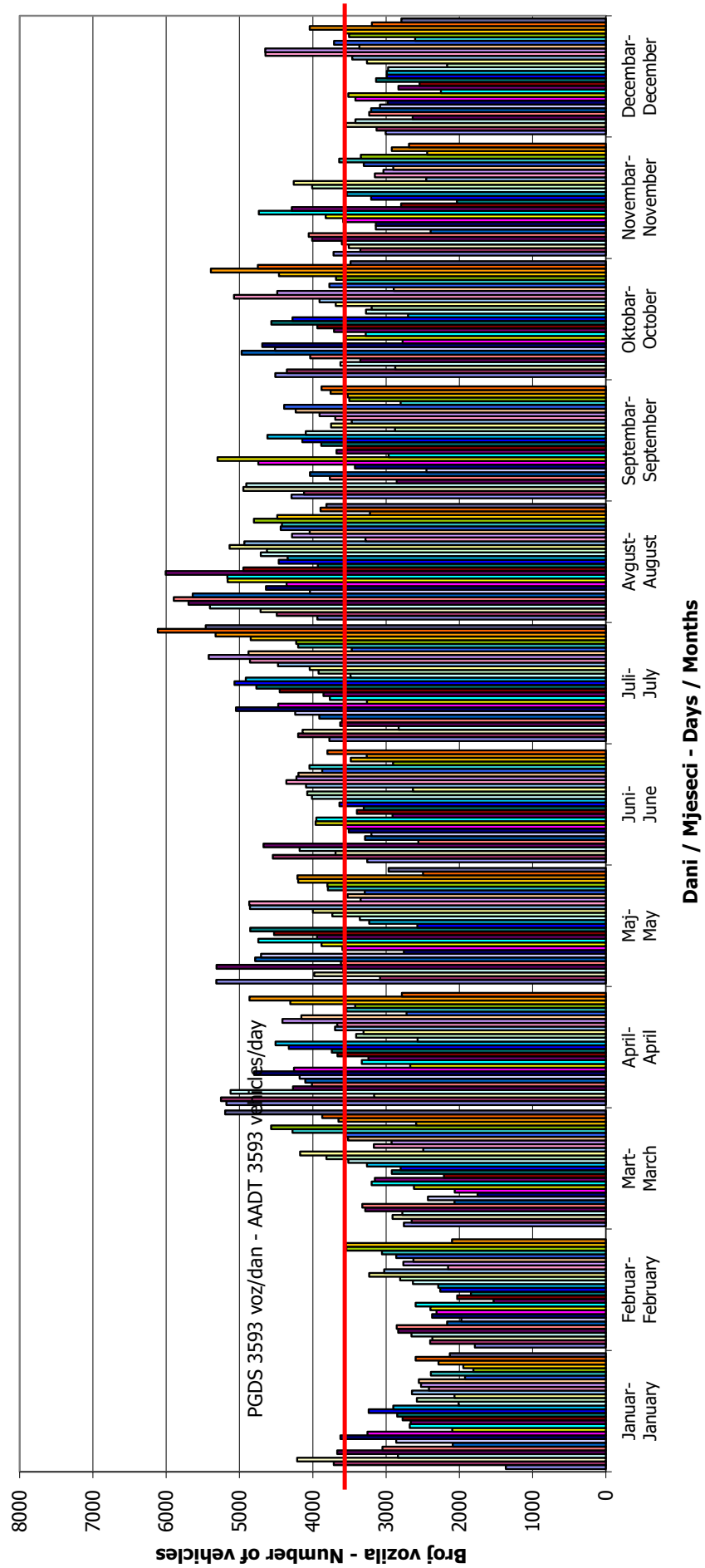
000025
 Blaževac / 5+516,00
 M 1.8 (MI-107) / Pelagićevo - granica / border RS
 (Blaževac)



**DNEVNA NERAVNOMJERNOST SAOBRAĆAJNOG TOKA
 TRAFFIC FLOW DAILY VARIATION**

000025
 Blaževac / 5+516,00
 M 1.8 (M1-107) / Pelagićevo - granica / border RS (Blaževac)

Automatski brojač broj - Automatic counter number
 Lokality - Location / Stacionaža - Mileage [km+m]
 Broj puta - Road number/ Dionica - Section

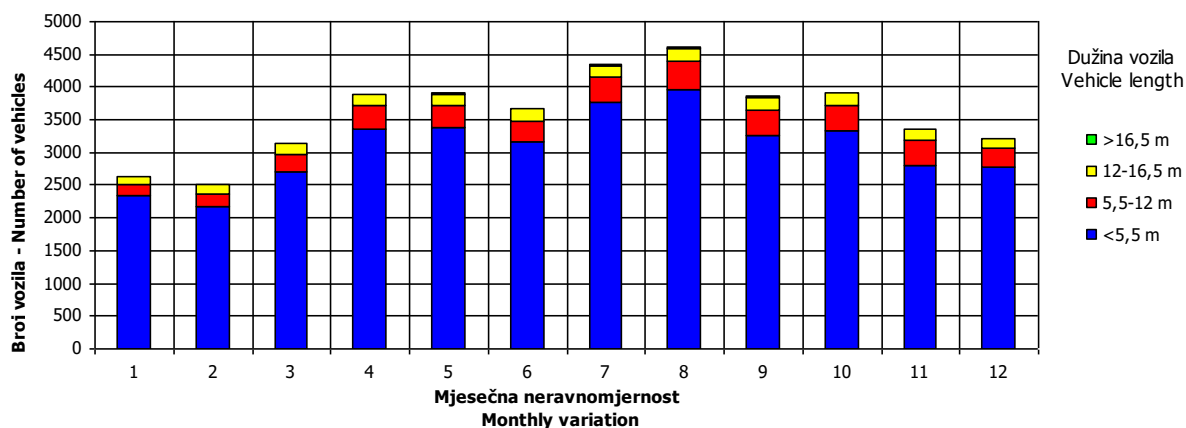
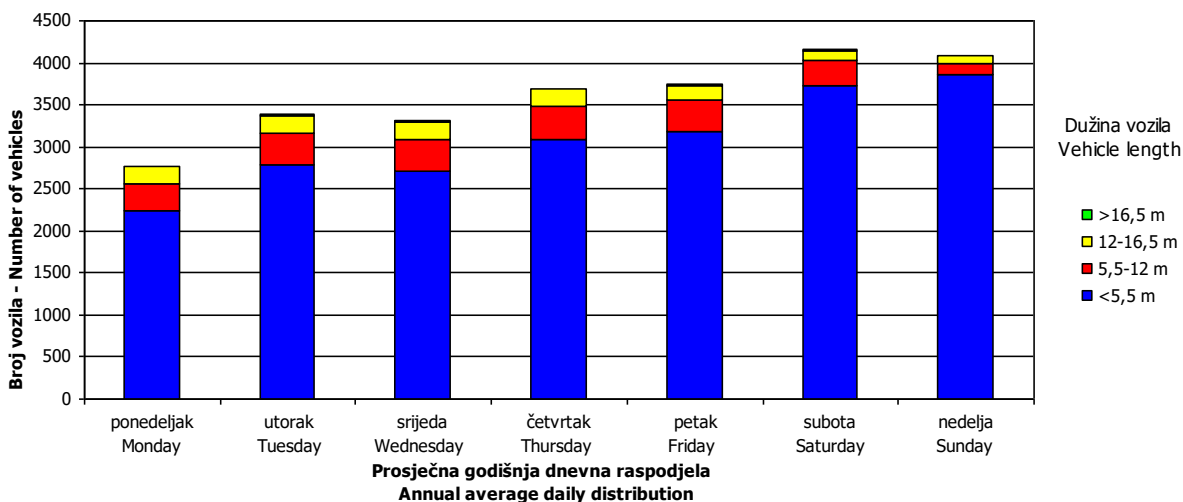
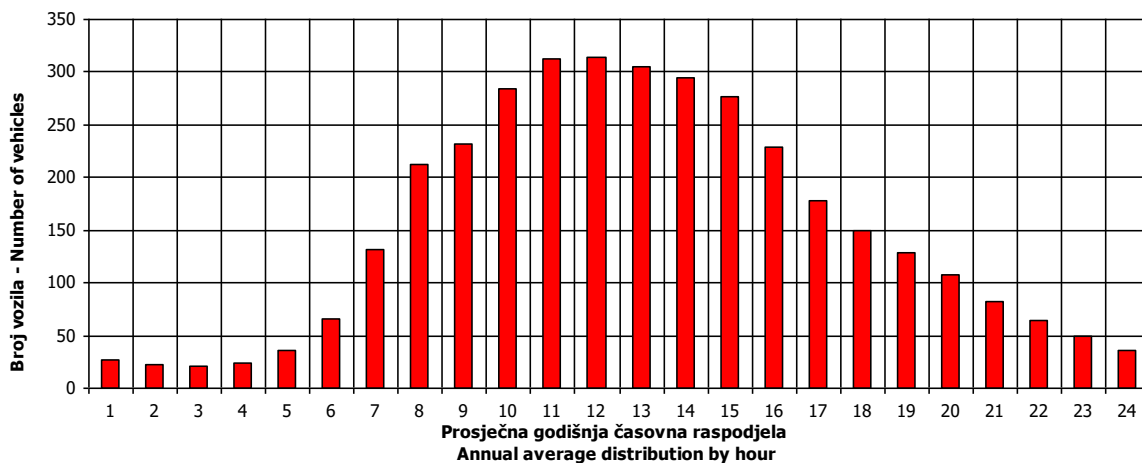


VREMENSKA RASPODJELA SAOBRAĆAJNOG TOKA TRAFFIC FLOW TIME DISTRIBUTION

Automatski brojač broj - Automatic counter number
 Lokalizet - Location / Stacionaža - Mileage [km+m]
 Broj puta - Road number / Dionica - Section

000025
 Blaževac / 5+516,00
 M 1.8 (MI-107) / Pelagićevo - granica / border RS
 (Blaževac)

PGDS 3593 voz/dan AADT 3593 veh/day

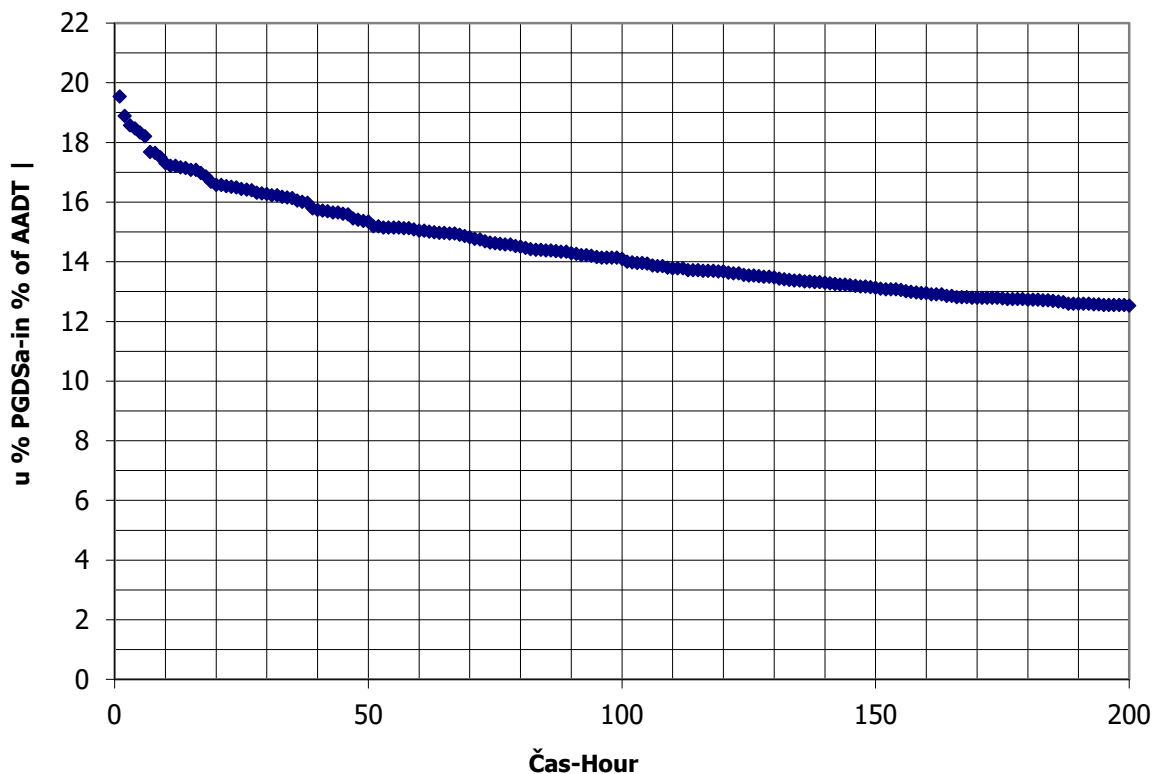


SATNA DISTRIBUCIJA SAOBRAĆAJNOG TOKA
TRAFFIC FLOW HOURLY DISTRIBUTION

Automatski brojač broj - Automatic counter number
 Lokalitet - Location / Stacionaža - Mileage [km+m]
 Broj puta - Road number / Dionica - Section

000025
 Blaževac / 5+516,00
 M 1.8 (MI-107) / Pelagićevo - granica / border RS
 (Blaževac)

PGDS - AADT	3593 voz/dan - veh/day							
Čas - Hour	Maksimalni vršni sat - Maximum peak hour	10	20	30	40	50	100	200
Sat u danu - Hour of day	10	10	12	12	13	11	11	12
Sat u godini - Hour in year	6851	3467	6733	5365	6734	7404	6708	3205
Dan - Day of week	petak - Friday	četvrtak - Thursday	nedelja - Sunday	subota - Saturday	nedelja - Sunday	nedelja - Sunday	subota - Saturday	nedelja - Sunday
Datum - Date	13	25	8	12	8	5	7	14
Mjesec - Month	Oktobar - October	Maj - May	Oktobar - October	Avgust - August	Oktobar - October	Novembar - November	Oktobar - October	Maj - May
Vrijednost - Value	889	787	754	740	716	698	641	570
% - percent	19.54	17.30	16.58	16.27	15.74	15.35	14.09	12.53



BROJANJE VOZILA NA MREŽI PUTEVA U REPUBLICI SRPSKOJ – 2017. GODINA
VEHICLE COUNTING ON THE ROAD NETWORK OF THE REPUBLIC OF SRPSKA – YEAR 2017

MJESEČNI BROJ VOZILA
MONTHLY NUMBER OF VEHICLES

Automatski brojač broj - Automatic counter number

000026

Lokalitet - Location / Stacionaža - Mileage [km+m]

Marković Polje / 1+169,00

Broj puta - Road number / Dionica - Section

M 14.1 (MI-104) / Lončari - granica / border RS
(Brčko 1)

	Mjesec - Month											
	Januar- January	Februar- February	Mart- March	April- April	Maj- May	Juni- June	Juli- July	August- August	Septembar- September	Oktoibar- October	Novembar- November	Decembar- December
1	4527	5795	5239	7498	7633	6961	7781	8665	7775	8631	7332	7003
2	6185	5833	5604	8065	6394	7276	7483	8435	8241	6819	8494	7266
3	5642	5726	6448	6036	7251	7954	6289	8869	8877	7054	8734	7260
4	7315	5754	6861	6822	7431	8530	6926	9654	7556	7223	8556	5249
5	7544	4484	7555	6451	7677	6855	7562	10385	7491	7311	9502	6349
6	7570	2863	5693	6424	8359	7605	6682	11234	7004	7694	7603	6397
7	7666	2733	6629	7398	8608	7414	7202	9361	7167	8337	6750	6420
8	8344	3543	6515	7190	7817	7403	8078	8835	7439	9221	6745	6434
9	7499	3110	7174	7875	7816	8530	8337	8462	7917	7348	7450	6986
10	4693	3883	6573	6079	6991	8091	6738	8839	8584	7694	7134	6401
11	6336	3965	6985	6472	6817	8710	7303	9634	6539	6980	7796	4985
12	6833	4626	7558	6681	7005	7051	7212	10066	7082	7148	8161	6251
13	7469	3538	5459	6400	7877	7000	7946	10976	7320	7451	6057	6336
14	8544	2689	6493	6783	7983	6879	7465	9072	7192	8321	6848	6317
15	6063	4117	6376	7180	6806	6877	8340	8908	7394	7981	6856	6572
16	5851	4808	6544	8120	6898	7085	9078	8813	7838	6518	6858	6831
17	7404	5046	6996	6315	6840	7640	7423	9091	8215	7196	7170	7410
18	6477	5250	7562	6773	7154	8190	7645	8962	6917	6884	7731	5546
19	6150	5744	7915	6637	8087	6027	7545	9705	6979	7012	8143	6747
20	6189	5892	5938	6827	7969	7619	7608	10315	7026	7391	6074	6478
21	6858	4592	6747	6844	8310	7602	7863	8362	7112	8237	6857	6779
22	6914	5461	6599	8317	7533	7258	8730	7709	7490	8524	6640	7023
23	6910	5792	6593	8338	7090	7318	9545	7844	8708	6592	6913	7243
24	5512	5841	7092	6479	6761	7882	7709	7603	8707	7013	6972	9072
25	6060	6159	7168	6831	6971	8129	7745	7644	6932	7119	7415	5844
26	5907	6399	7962	6998	7497	6641	7471	8157	7225	7129	7613	6753
27	6022	6341	5944	7787	8126	7072	8015	8730	7108	7824	6121	7789
28	6068	4191	6746	7589	8861	6924	8377	7345	7310	7676	6550	7673
29	6429	4881	6528	8528	6982	7162	9193	7982	7761	9237	6441	8212
30	6433		6503	10365	7576	7088	10617	7977	8089	7062	6511	8134
31	4379		6715		6803		8512	7570		7086		8089
Ukupno- Total	201741	138958	206731	216145	231943	222817	244448	275235	227018	233720	218030	211826
Prosjek- Average	6508	4792	6669	7205	7482	7427	7885	8879	7567	7539	7268	6833
Godišnji prosjek (PGDS) - Annual average (AADT)												7182

BROJANJE VOZILA NA MREŽI PUTEVA U REPUBLICI SRPSKOJ – 2017. GODINA
VEHICLE COUNTING ON THE ROAD NETWORK OF THE REPUBLIC OF SRPSKA – YEAR 2017

STRUKTURA SAOBRAĆAJNOG TOKA
TRAFFIC FLOW COMPOSITION

Automatski brojač broj - Automatic counter number
 Lokalizet - Location / Stacionaža - Mileage [km+m]
 Broj puta - Road number / Dionica - Section

000026
 Marković Polje / 1+169,00
 M 14.1 (MI-104) / Lončari - granica /
 border RS (Brčko 1)

Mjesec - Month	Smjer - Direction	Dužina vozila - Vehicle length								Ukupno - Total
		< 5,5 m	(%)	5,5 - 12 m	(%)	12 - 16,5 m	(%)	< 16,5 m	(%)	
Januar - January	I	89799	91.1	6264	6.4	2505	2.5	55	0.1	98624
	II	93502	90.7	6302	6.1	3258	3.2	55	0.1	103117
	ukupno - total	183301	90.9	12566	6.2	5764	2.9	110	0.1	201741
Februar - February	I	60421	87.3	5894	8.5	2879	4.2	43	0.1	69237
	II	60267	86.4	5747	8.2	3609	5.2	98	0.1	69721
	ukupno - total	120688	86.9	11641	8.4	6488	4.7	141	0.1	138958
Mart - March	I	90576	88.1	8172	7.9	3998	3.9	56	0.1	102802
	II	90655	87.2	8194	7.9	5017	4.8	63	0.1	103929
	ukupno - total	181231	87.7	16367	7.9	9015	4.4	119	0.1	206731
April - April	I	96226	87.9	8998	8.2	4260	3.9	44	0.0	109528
	II	93633	87.8	8432	7.9	4522	4.2	31	0.0	106618
	ukupno - total	189859	87.8	17429	8.1	8783	4.1	75	0.0	216145
Maj - May	I	103831	90.2	7885	6.9	3252	2.8	84	0.1	115052
	II	104622	89.5	7784	6.7	4426	3.8	60	0.1	116891
	ukupno - total	208453	89.9	15669	6.8	7678	3.3	144	0.1	231943
Juni - June	I	99034	89.1	8270	7.4	3835	3.4	60	0.1	111200
	II	98974	88.7	8282	7.4	4327	3.9	35	0.0	111617
	ukupno - total	198008	88.9	16552	7.4	8162	3.7	95	0.0	222817
Juli - July	I	112022	89.9	8765	7.0	3743	3.0	82	0.1	124611
	II	106531	88.9	8417	7.0	4837	4.0	52	0.0	119837
	ukupno - total	218553	89.4	17181	7.0	8580	3.5	134	0.1	244448
Avgust - August	I	123633	91.0	8295	6.1	3831	2.8	59	0.0	135819
	II	125732	90.2	8606	6.2	5029	3.6	50	0.0	139417
	ukupno - total	249365	90.6	16901	6.1	8860	3.2	109	0.0	275235
Septembar - September	I	99817	88.8	8624	7.7	3855	3.4	80	0.1	112376
	II	100755	87.9	8708	7.6	5132	4.5	47	0.0	114641
	ukupno - total	200572	88.4	17332	7.6	8987	4.0	127	0.1	227018
Oktobar - October	I	103257	88.6	9173	7.9	4014	3.4	73	0.1	116517
	II	102769	87.7	9150	7.8	5237	4.5	47	0.0	117204
	ukupno - total	206026	88.2	18324	7.8	9251	4.0	120	0.1	233720
Novembar - November	I	95641	88.5	8429	7.8	3876	3.6	88	0.1	108033
	II	96896	88.1	8282	7.5	4746	4.3	73	0.1	109996
	ukupno - total	192537	88.3	16711	7.7	8622	4.0	161	0.1	218030
Decembar - December	I	93406	88.4	8475	8.0	3693	3.5	147	0.1	105721
	II	93000	87.6	8367	7.9	4670	4.4	69	0.1	106105
	ukupno - total	186406	88.0	16842	8.0	8363	3.9	215	0.1	211826
Ukupno (godišnje) - Total (annual)	I	1167664	89.2	97245	7.4	43743	3.3	868	0.1	1309520
	II	1167335	88.5	96270	7.3	54810	4.2	678	0.1	1319092
	ukupno - total	2334998	88.8	193515	7.4	98553	3.7	1546	0.1	2628612
Prosjek (PGDS) - Average (AADT)	I	3190	89.2	266	7.4	120	3.3	2	0.1	3578
	II	3189	88.5	263	7.3	150	4.2	2	0.1	3604
	ukupno - total	6380	88.8	529	7.4	269	3.7	4	0.1	7182

BRONANJE VOZILA NA MREŽI PUTEVA U REPUBLICI SRPSKOJ – 2017. GODINA
VEHICLE COUNTING ON THE ROAD NETWORK OF THE REPUBLIC OF SRPSKA – YEAR 2017

SAOBRAĆAJNI POKAZATELJI

Automatski brojač broj
 Lokaliteta / Stacionaža [km+m]
 Broj puta / Dionica

000026

Marković Polje / 1+169,00
 M 14.1 (MI-104) / Lončari - granica / border RS (Brčko 1)

Mjesec	Smjer	minimalni čas		maksimalni čas		minimalni dan		maksimalni dan		dnevni prosjek (05-21 h)	noćni prosjek (21-05 h)	prosjek radnim danom	prosjek vikendom	ljetni prosjek
		datum/dan	čas	voz/h	čas	voz/h	datum/dan	voz/dan						
Januar	I	26/četvrtak	4	6	21/subota	11	353	1/nedjelja	1699	3583	2296	266	2667	2368
	II	25/srijeda	3	5	5/četvrtak	13	309	1/nedjelja	1951	3592	2665	256	2642	2585
Februar	I-II	25/srijeda	3	12	5/četvrtak	13	613	1/nedjelja	3650	7175	4661	522	5309	4953
	I	2/četvrtak	3	2	18/subota	11	332	26/nedjelja	1912	3147	2217	250	2460	2484
	II	15/srijeda	4	3	18/subota	9	275	5/nedjelja	1996	3024	2193	240	2410	2490
	I-II	15/srijeda	4	10	11/subota	11	569	26/nedjelja	3910	6171	4410	490	4870	4974
Mart	I	22/srijeda	3	7	4/subota	12	425	1/srijeda	2509	3877	2810	308	3071	3253
	II	16/četvrtak	3	9	25/subota	8	344	1/srijeda	2441	3806	2772	309	3017	3264
	I-II	1/srijeda	3	18	4/subota	12	659	1/srijeda	4950	7683	5582	617	6088	6517
	I	12/srijeda	2	7	29/subota	11	408	9/nedjelja	2753	4984	3018	384	3311	3537
April	II	5/srijeda	3	9	1/subota	9	365	9/nedjelja	2915	4683	2980	356	3204	3536
	I-II	12/srijeda	2	22	29/subota	11	740	9/nedjelja	5668	9667	5998	740	6515	7074
Maj	I	11/četvrtak	3	7	20/subota	11	366	1/ponedjeljak	2718	4365	3001	440	3441	3440
	II	3/srijeda	3	6	6/subota	9	340	29/ponedjeljak	3051	4070	3067	391	3387	3629
	I-II	18/četvrtak	3	19	6/subota	11	697	1/ponedjeljak	5961	8022	6068	830	6829	7070
	I	29/četvrtak	3	11	3/subota	10	352	11/nedjelja	2923	3902	2973	423	3397	3394
Juni	II	12/ponedjeljak	3	12	17/subota	8	313	4/nedjelja	2920	3857	2939	401	3322	3376
	I-II	29/četvrtak	3	28	3/subota	10	615	4/nedjelja	5864	7759	5912	824	6719	6771
Juli	I	5/srijeda	3	9	29/subota	11	413	2/nedjelja	2990	5157	3185	574	3682	3923
	II	19/srijeda	2	11	29/subota	8	329	2/nedjelja	2876	4519	3129	477	3585	3652
	I-II	12/srijeda	3	26	29/subota	11	713	2/nedjelja	5866	9676	6314	1052	7267	7575
	I	30/srijeda	3	11	12/subota	11	432	27/nedjelja	3205	5141	3449	537	3923	4168
Avgust	II	30/srijeda	3	9	19/subota	9	379	30/srijeda	3254	4922	3535	501	3961	4252
	I-II	30/srijeda	3	20	12/subota	11	773	30/srijeda	6524	9911	6984	1038	7884	8420
Septembar	I	4/ponedjeljak	2	10	9/subota	11	369	17/nedjelja	2818	4229	3072	423	3453	3593
	II	18/ponedjeljak	3	9	16/subota	8	318	17/nedjelja	2904	4003	3091	377	3404	3615
Oktober	I-II	18/ponedjeljak	3	21	23/subota	11	621	17/nedjelja	5722	8172	6163	799	6857	7209
	I	11/srijeda	4	7	28/subota	10	423	23/ponedjeljak	2916	4144	3140	352	3445	3609
	II	11/srijeda	3	6	29/nedjelja	10	352	23/ponedjeljak	2984	4144	3140	352	3445	3609
	I-II	11/srijeda	3	15	7/subota	11	703	23/ponedjeljak	5900	8580	6303	737	6973	7203
Novembar	I	8/srijeda	3	7	4/subota	10	360	12/nedjelja	2729	3927	2987	320	3306	3309
	II	14/utorak	3	7	4/subota	9	348	12/nedjelja	2910	4211	3046	323	3338	3456
Decembar	I-II	9/četvrtak	3	17	4/subota	10	660	12/nedjelja	5639	8123	6033	643	6644	6764
	I	19/utorak	23	6	23/subota	11	436	31/nedjelja	2336	4952	2920	343	3277	3234
	II	6/srijeda	3	9	9/subota	8	310	31/nedjelja	2424	3782	2885	311	3245	3091
	I-II	21/četvrtak	3	21	23/subota	11	704	31/nedjelja	4760	8459	5805	654	6522	6325
Godina	I	2.1/četvrtak	3	2	23.12/subota	11	436	1.1/nedjelja	1699	5157	2929	389	3303	3351
	II	15.2/srijeda	4	3	19.8/subota	9	379	1.1/nedjelja	1951	4922	2934	359	3258	3370
	I-II	15.2/srijeda	4	10	12.8/subota	11	773	1.1/nedjelja	3650	9911	5863	748	6561	6721

BRONJANJE VOZILA NA MREŽI PUTEVA U REPUBLICI SRPSKOJ – 2017. GODINA
VEHICLE COUNTING ON THE ROAD NETWORK OF THE REPUBLIC OF SRPSKA – YEAR 2017

TRAFFIC PARAMETERS

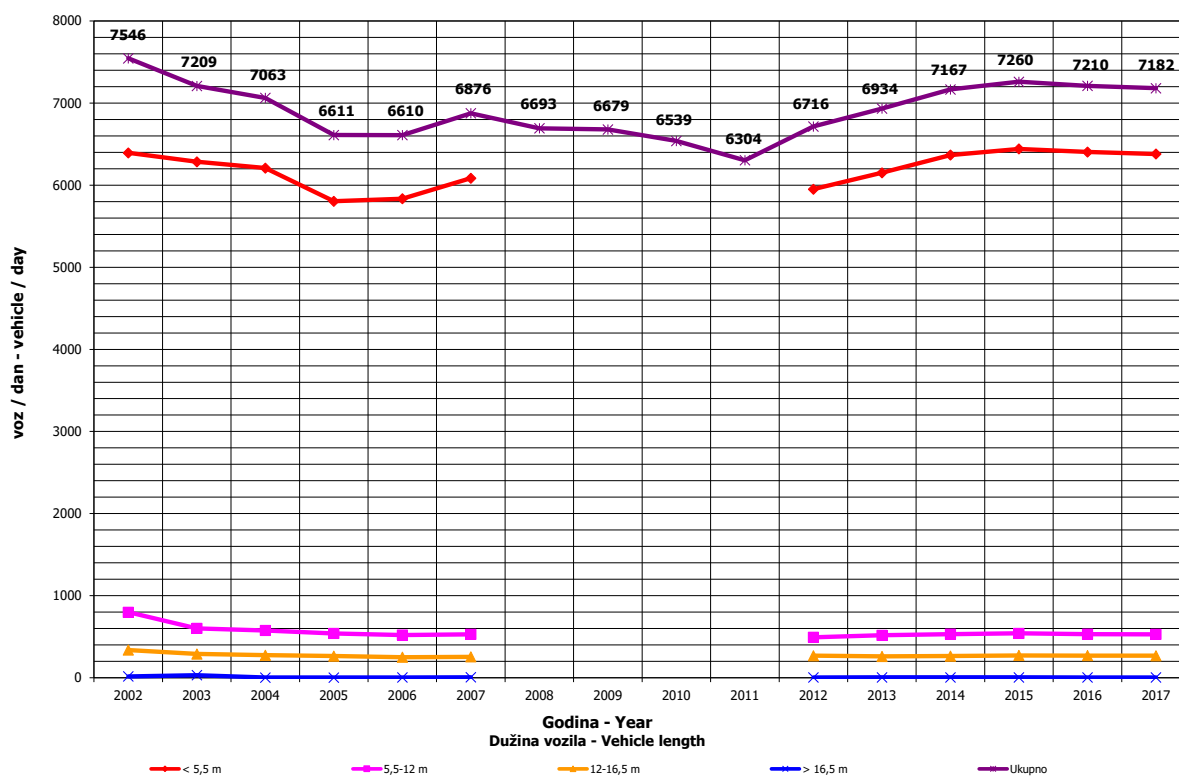
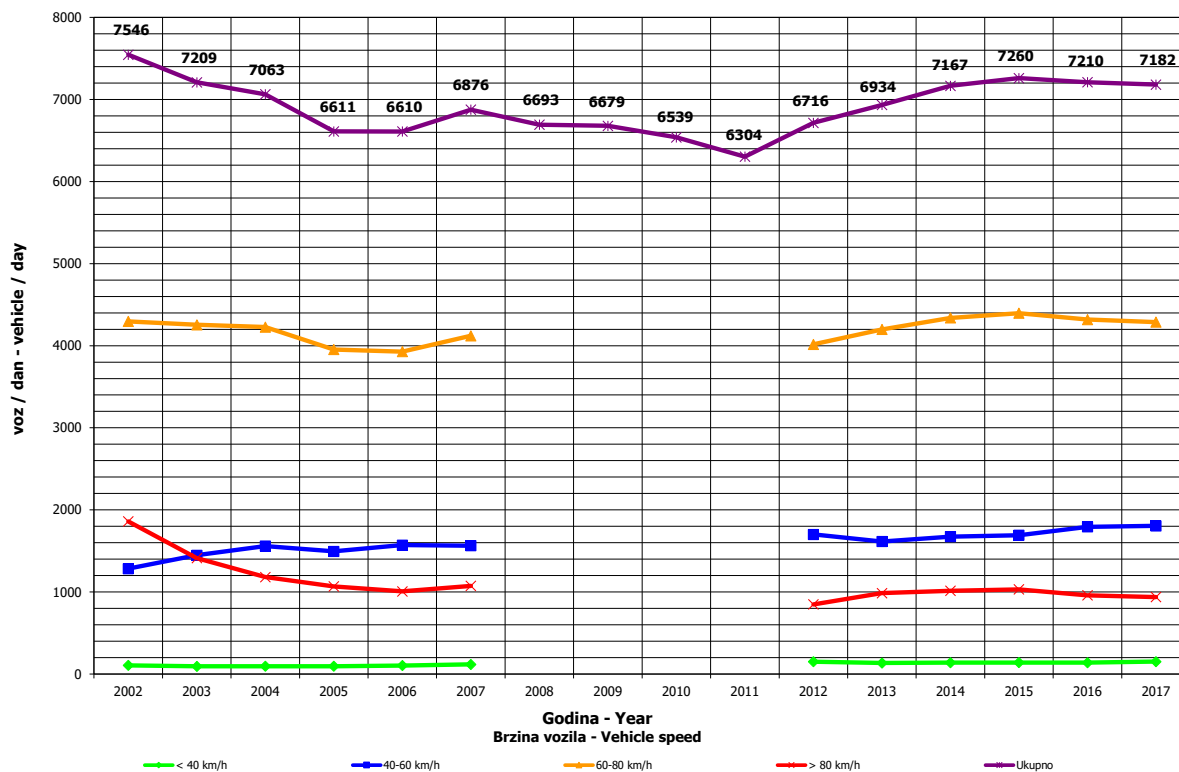
Automatic counter number 000026
 Location / Mileage [km+m] Marković Pojje / 1+169,00
 Road number / Section M 14.1 (MI-104) / Lončari - granica / border RS (Brčko 1)

Month	Direction	minimum hour		maximum hour		minimum day		maximum day		day time average (5-21 h)	night average (21-05 h)	working day average	weekend average	summer average
		date/day	hour	date/day	hour	date/day	veh/day	date/day	veh/day					
January	I	26/Thursday	4	6	21/Saturday	11	353	1/Sunday	1699	5/Thursday	2296	266	2667	2368
	II	25/Wednesday	3	5	5/Thursday	12	309	1/Sunday	1951	5/Thursday	2365	256	2642	2585
	I-II	25/Wednesday	3	12	5/Thursday	13	613	1/Sunday	3650	5/Thursday	4661	522	5309	4953
February	I	2/Thursday	3	2	18/Saturday	11	332	26/Sunday	1912	11/Saturday	2217	250	2460	2484
	II	15/Wednesday	4	3	18/Saturday	9	275	5/Sunday	1996	11/Saturday	2193	240	2410	2490
	I-II	15/Wednesday	4	10	11/Saturday	11	569	26/Sunday	3910	11/Saturday	4410	490	4870	4974
March	I	22/Wednesday	3	7	4/Saturday	12	425	1/Wednesday	2509	25/Saturday	2810	308	3071	3253
	II	16/Thursday	3	9	25/Saturday	8	344	1/Wednesday	2441	25/Saturday	2772	309	3017	3264
	I-II	1/Wednesday	3	18	4/Saturday	12	659	1/Wednesday	4950	25/Saturday	5582	617	6088	6517
April	I	12/Wednesday	2	7	29/Saturday	11	408	9/Sunday	2753	29/Saturday	3018	384	3311	3537
	II	5/Wednesday	3	9	1/Saturday	9	365	9/Sunday	2915	29/Saturday	4683	356	3204	3536
	I-II	12/Wednesday	2	22	29/Saturday	11	740	9/Sunday	5668	29/Saturday	5998	740	6515	7074
May	I	11/Thursday	3	7	20/Saturday	11	366	1/Monday	2718	25/Thursday	3001	440	3441	3440
	II	3/Wednesday	3	6	6/Saturday	9	340	29/Monday	3051	6/Saturday	3067	391	3387	3629
	I-II	18/Thursday	3	19	6/Saturday	11	697	1/Monday	5961	6/Saturday	8022	830	6829	7070
June	I	29/Thursday	3	11	3/Saturday	10	352	11/Sunday	2923	17/Saturday	2973	423	3397	3394
	II	12/Monday	3	12	17/Saturday	8	313	4/Sunday	2920	17/Saturday	2939	401	3322	3376
	I-II	29/Thursday	3	28	3/Saturday	10	615	4/Sunday	5864	17/Saturday	5912	824	6719	6771
July	I	5/Wednesday	3	9	29/Saturday	11	413	2/Sunday	2990	29/Saturday	3185	574	3682	3923
	II	19/Wednesday	2	11	29/Saturday	8	329	2/Sunday	2876	29/Saturday	3129	477	3585	3652
	I-II	12/Wednesday	3	26	29/Saturday	11	713	2/Sunday	5866	29/Saturday	6314	1052	7267	7575
August	I	30/Wednesday	3	11	12/Saturday	11	432	27/Sunday	3205	12/Saturday	3449	537	3923	4168
	II	30/Wednesday	3	9	19/Saturday	9	379	30/Wednesday	3254	5/Saturday	3535	501	3961	4252
	I-II	30/Wednesday	3	20	12/Saturday	11	773	30/Wednesday	6524	12/Saturday	6984	1038	7884	8420
September	I	4/Monday	2	10	9/Saturday	11	369	17/Sunday	2818	30/Saturday	3072	423	3453	3495
	II	18/Monday	3	9	16/Saturday	8	318	17/Sunday	2904	2/Saturday	3091	377	3404	3615
	I-II	18/Monday	3	21	23/Saturday	11	621	17/Sunday	5722	30/Saturday	6163	799	6857	7209
October	I	19/Thursday	4	7	28/Saturday	10	423	23/Monday	2916	28/Saturday	3163	384	3529	3594
	II	11/Wednesday	3	6	29/Sunday	10	352	23/Monday	2984	27/Friday	3140	352	3445	3609
	I-II	11/Wednesday	3	15	7/Saturday	11	703	23/Monday	5900	28/Saturday	6303	737	6973	7203
November	I	8/Wednesday	3	7	4/Saturday	10	360	12/Sunday	2729	1/Wednesday	2987	320	3306	3309
	II	14/Tuesday	3	7	4/Saturday	9	348	12/Sunday	2910	4/Saturday	3046	323	3338	3456
	I-II	9/Thursday	3	17	4/Saturday	10	660	12/Sunday	5639	4/Saturday	6033	643	6644	6764
December	I	19/Tuesday	23	6	23/Saturday	11	436	31/Sunday	2336	23/Saturday	2920	343	3277	3234
	II	6/Wednesday	3	9	9/Saturday	8	310	31/Sunday	2424	28/Thursday	2885	311	3245	3091
	I-II	21/Thursday	3	21	23/Saturday	11	704	31/Sunday	4760	23/Saturday	5805	654	6522	6325
Year	I	2.1/Thursday	3	2	23.12/Saturday	11	436	1.1/Sunday	1699	29.7/Saturday	5157	2929	3303	3663
	II	15.2/Wednesday	4	3	19.8/Saturday	9	379	1.1/Sunday	1951	5.8/Saturday	4922	2934	3258	3616
	I-II	15.2/Wednesday	4	10	12.8/Saturday	11	773	1.1/Sunday	3650	12.8/Saturday	5863	748	6561	6721

GODIŠNJA NERAVNOMJERNOST SAOBRAĆAJNOG TOKA TRAFFIC FLOW ANNUAL VARIATION

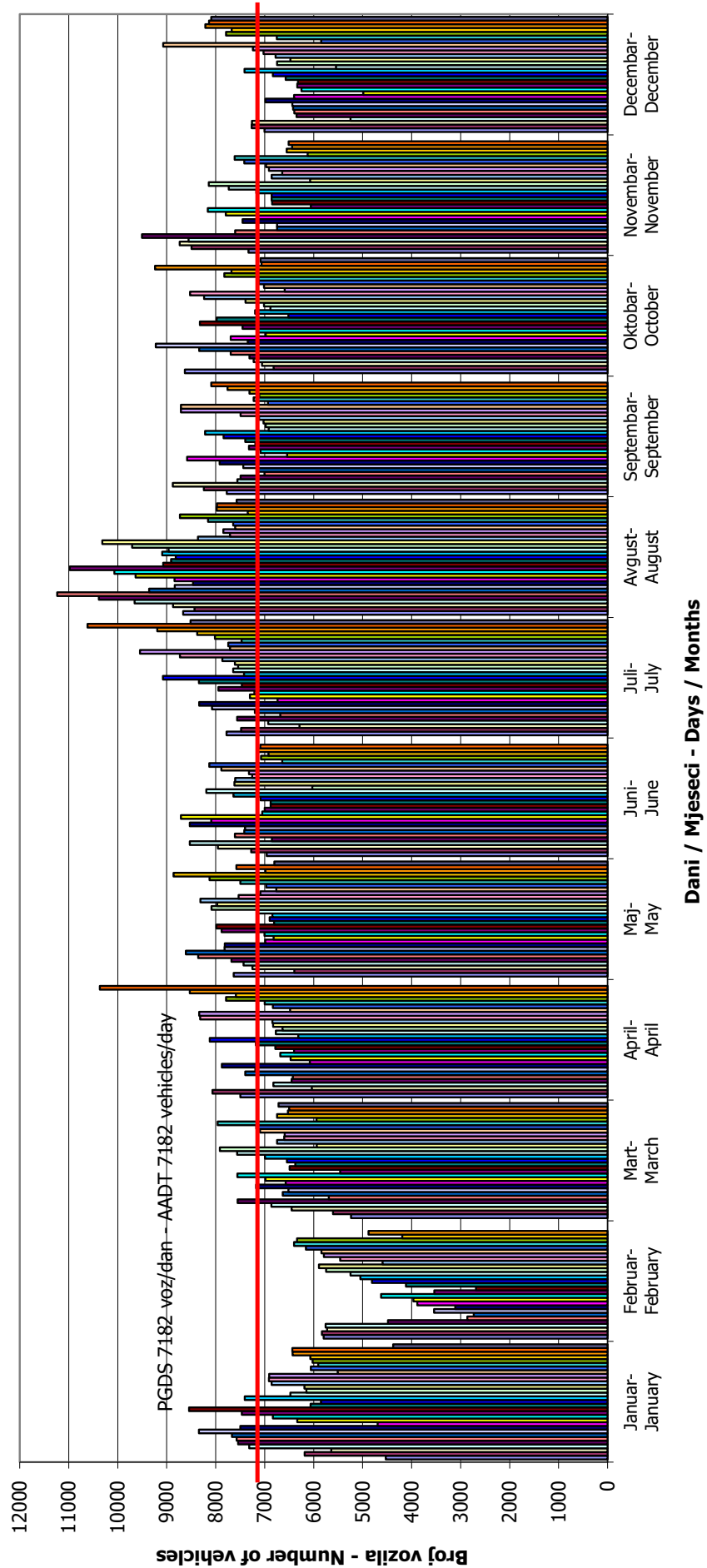
Automatski brojač broj - Automatic counter number
 Lokalizet - Location / Stacionaža - Mileage [km+m]
 Broj puta - Road number / Dionica - Section

000026
 Marković Polje / 1+169,00
 M 14.1 (MI-104) / Lončari - granica / border RS
 (Brčko 1)



DNEVNA NERAVNOMJERNOST SAOBRAĆAJNOG TOKA
TRAFFIC FLOW DAILY VARIATION

Automatski brojač broj - Automatic counter number 000026
 Lokalizet - Location / Stacionaža - Mileage [km+m] Marković Polje / 1+169,00
 Broj puta - Road number/ Dionica - Section M 14.1 (MI-104) / Lončari - granica / border RS (Brčko 1)

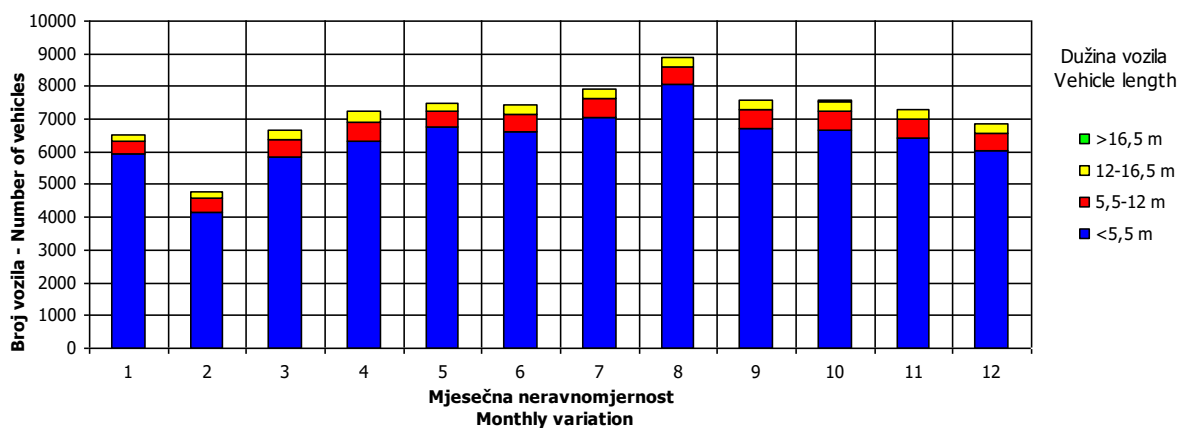
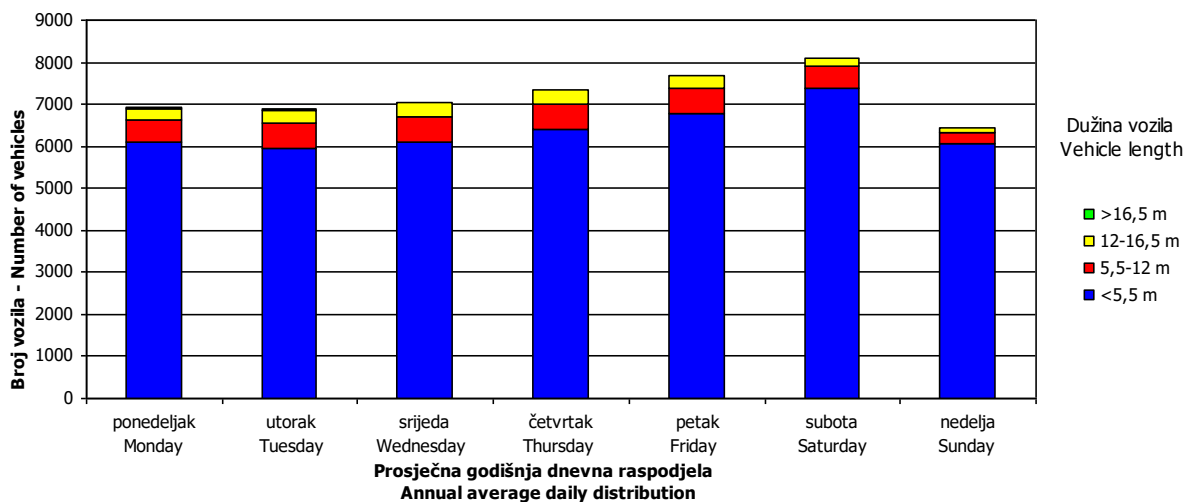
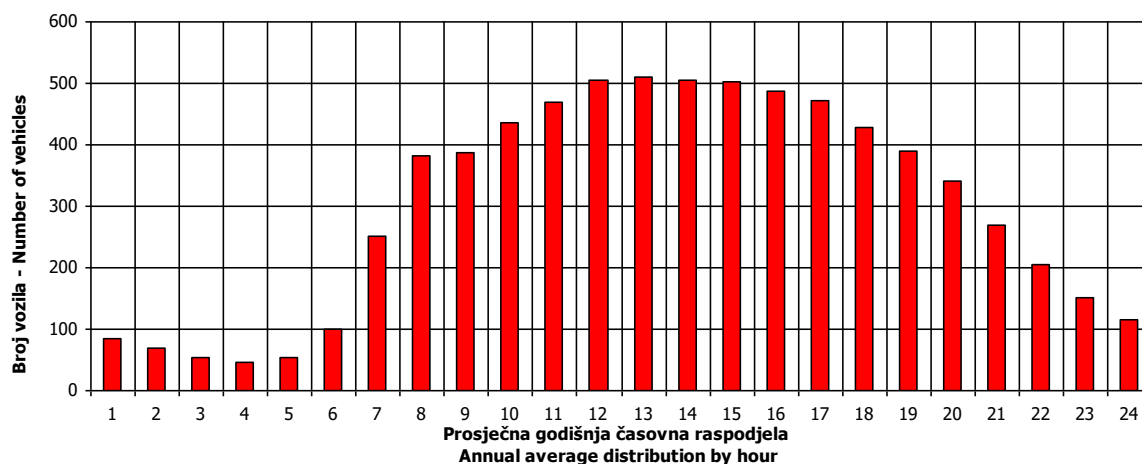


VREMENSKA RASPODJELA SAOBRAĆAJNOG TOKA TRAFFIC FLOW TIME DISTRIBUTION

Automatski brojač broj - Automatic counter number
 Lokalizet - Location / Stacionaža - Mileage [km+m]
 Broj puta - Road number / Dionica - Section

000026
 Marković Polje / 1+169,00
 M 14.1 (MI-104) / Lončari - granica / border RS
 (Brčko 1)

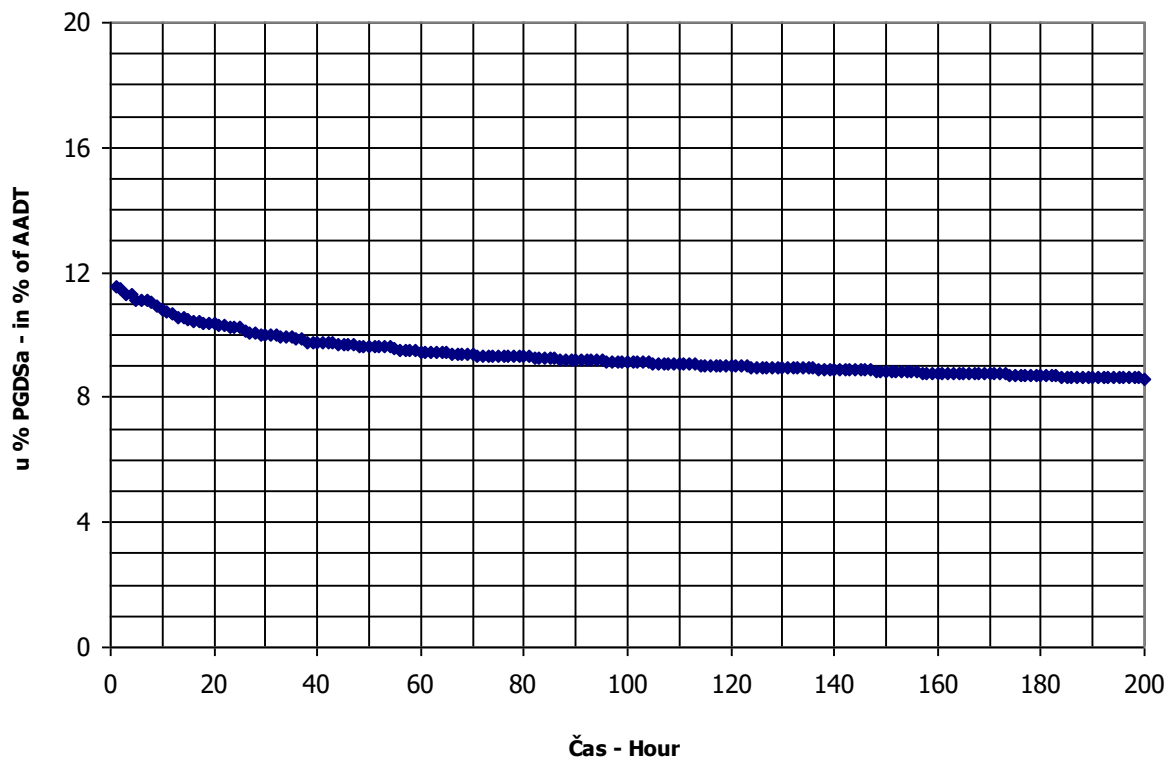
PGDS 7182 voz/dan AADT 7182 veh/day



SATNA DISTRIBUCIJA SAOBRAĆAJNOG TOKA TRAFFIC FLOW HOURLY DISTRIBUTION

Automatski brojač broj - Automatic counter number 000026
 Lokalizet - Location / Stacionaža - Mileage [km+m] Marković Polje / 1+169,00
 Broj puta - Road number / Dionica - Section M 14.1 (MI-104) / Lončari - granica / border RS (Brčko 1)

PGDS - AADT	7182 voz/dan - veh/day							
Čas - Hour	Maksimalni vršni sat - Maximum peak hour	10	20	30	40	50	100	200
Sat u danu - Hour of day	11	11	12	11	12	13	9	13
Sat u godini - Hour in year	5364	8556	8557	7380	7189	5198	5698	5126
Dan - Day of week	subota - Saturday	subota - Saturday	subota - Saturday	subota - Saturday	petak - Friday	subota - Saturday	subota - Saturday	srijeda - Wednesday
Datum - Date	12	23	23	4	27	5	26	2
Mjesec - Month	Avgust - August	Decembar - December	Decembar - December	Novembar - November	Oktobar - October	Avgust - August	Avgust - August	Avgust - August
Vrijednost - Value	773	704	671	645	633	619	596	561
% - percent	11.69	10.65	10.15	9.76	9.58	9.36	9.02	8.49



BRONJE VOZILA NA MREŽI PUTEVA U REPUBLICI SRPSKOJ – 2017. GODINA
VEHICLE COUNTING ON THE ROAD NETWORK OF THE REPUBLIC OF SRPSKA – YEAR 2017

MJESEČNI BROJ VOZILA
MONTHLY NUMBER OF VEHICLES

Automatski brojač broj - Automatic counter number
 Lokalizet - Location / Stacionaža - Mileage [km+m]
 Broj puta - Road number / Dionica - Section

000027
 Čađavica / 7+795,00
 M 14.1 (MI-104) / Vršani - Bijeljina 1

	Mjesec - Month											
	Januar- January	Februar- February	Mart- March	April- April	Maj- May	Juni- June	Juli- July	August- August	Septembar- September	Oktober- October	Novembar- November	Decembar- December
1	3869	4457	5521	7137	6167	5789	6438	8205	6862	7691	6807	5391
2	5522	4847	5599	7369	6281	6530	6827	7785	7499	6277	6079	5605
3	4894	4769	5542	6021	7214	6759	6031	7940	7941	6241	6170	4770
4	5889	5088	5756	7940	7294	6271	5974	7649	6734	6530	6924	3745
5	6583	5661	5600	6959	5455	6133	6128	8625	6298	6209	6960	5562
6	4167	5498	4660	7063	6729	6067	6564	9081	6788	6266	5857	5461
7	3416	3810	5308	6565	7987	6116	6104	7480	6384	7199	6389	5319
8	5898	4432	5639	7125	7714	5776	6813	9067	6059	7130	6088	5459
9	6423	4996	3634	7160	6927	5922	7028	8041	6334	6346	5849	5767
10	5766	4567	4146	5918	6086	6486	6352	7542	6763	6174	6335	5464
11	5279	4536	5447	5806	6603	6407	7175	7427	6608	6511	6619	4696
12	5428	5411	5146	6148	7667	5392	6891	7936	6242	5895	6532	5218
13	5652	3086	4474	5658	7343	6808	6619	8285	6727	6828	6008	5507
14	4616	4008	5299	5923	6739	6232	6653	7533	6481	6985	5869	5377
15	5838	4517	5894	6639	6348	6120	7514	6776	6707	7111	5930	5391
16	5548	4776	5576	6344	5634	6287	7955	7424	7422	6131	6184	5637
17	4501	4882	5750	5610	5832	6310	7092	6977	7737	6002	6124	5407
18	4640	4874	6452	5759	5955	6144	6895	7925	6791	6516	6699	6162
19	5916	5611	6034	6040	6111	5541	6833	7524	6356	6367	6529	5530
20	6560	5366	5575	5965	6987	5803	7151	7424	7833	6431	6656	5756
21	5717	4525	5621	6078	7404	5089	6808	7132	6461	7209	6012	5622
22	5536	5262	5899	6523	6671	3519	7604	6527	6696	7018	6178	6014
23	4820	5352	5852	6436	7245	5865	7899	7061	7163	5884	5936	7130
24	3988	3789	6021	5375	6605	6892	7139	6636	6834	6007	5831	6282
25	4593	4330	6701	5946	6070	5919	7104	6933	6022	6428	6373	4924
26	4970	6010	5869	6483	6214	5154	7041	7550	6657	6509	5949	5487
27	3772	5674	5276	6489	7078	6120	7221	7496	6475	6201	4902	6127
28	4058	5060	5399	6802	6947	6360	7320	7239	6527	6922	5518	6120
29	4747	5468	6580	7941	6733	5949	9117	6792	6635	7292	5973	6643
30	4791		6541	5520	5554	6139	9071	6714	7106	6828	5389	5630
31	3493		7683		5718		8447	6497		6767		5649
Ukupno- Total	156840	140576	174444	192773	205317	179924	219853	233318	203210	203939	184707	172835
Prosje- Average	5059	4847	5627	6426	6623	5997	7092	7526	6774	6579	6157	5575
Godišnji prosjek (PGDS) - Annual average (AADT)												6196

BROJANJE VOZILA NA MREŽI PUTEVA U REPUBLICI SRPSKOJ – 2017. GODINA
VEHICLE COUNTING ON THE ROAD NETWORK OF THE REPUBLIC OF SRPSKA – YEAR 2017

STRUKTURA SAOBRAĆAJNOG TOKA
TRAFFIC FLOW COMPOSITION

Automatski brojač broj - Automatic counter number
 Lokalizet - Location / Stacionaža - Mileage [km+m]
 Broj puta - Road number / Dionica - Section

000027
 Čadavica / 7+795,00
 M 14.1 (MI-104) / Vršani - Bijeljina 1

Mjesec - Month	Smjer - Direction	Dužina vozila - Vehicle length								Ukupno - Total
		< 5,5 m	(%)	5,5 - 12 m	(%)	12 - 16,5 m	(%)	< 16,5 m	(%)	
Januar - January	I	69562	89.6	5583	7.2	2411	3.1	54	0.1	77610
	II	70350	88.8	5628	7.1	3207	4.0	45	0.1	79230
	ukupno - total	139912	89.2	11212	7.1	5618	3.6	98	0.1	156840
Februar - February	I	62149	87.7	6077	8.6	2598	3.7	78	0.1	70902
	II	59853	85.9	6165	8.8	3597	5.2	59	0.1	69674
	ukupno - total	122002	86.8	12242	8.7	6194	4.4	137	0.1	140576
Mart - March	I	75801	86.2	8180	9.3	3888	4.4	56	0.1	87926
	II	73155	84.6	8255	9.5	5069	5.9	40	0.0	86519
	ukupno - total	148957	85.4	16435	9.4	8958	5.1	95	0.1	174444
April - April	I	84511	87.5	8013	8.3	3949	4.1	58	0.1	96531
	II	82696	85.9	8116	8.4	5394	5.6	38	0.0	96243
	ukupno - total	167206	86.7	16129	8.4	9343	4.8	95	0.0	192773
Maj - May	I	91111	88.5	8209	8.0	3610	3.5	51	0.0	102981
	II	89317	87.3	8454	8.3	4517	4.4	48	0.0	102336
	ukupno - total	180428	87.9	16663	8.1	8127	4.0	98	0.0	205317
Juni - June	I	78605	86.8	7902	8.7	3975	4.4	50	0.1	90531
	II	76201	85.2	8096	9.1	5073	5.7	24	0.0	89393
	ukupno - total	154805	86.0	15998	8.9	9048	5.0	73	0.0	179924
Juli - July	I	99638	88.6	8702	7.7	4070	3.6	36	0.0	112446
	II	93293	86.9	8893	8.3	5182	4.8	39	0.0	107407
	ukupno - total	192930	87.8	17595	8.0	9253	4.2	74	0.0	219853
Avgust - August	I	102416	87.9	9486	8.1	4621	4.0	52	0.0	116575
	II	101221	86.7	9655	8.3	5837	5.0	31	0.0	116744
	ukupno - total	203637	87.3	19141	8.2	10458	4.5	82	0.0	233318
Septembar - September	I	87700	85.8	10122	9.9	4285	4.2	53	0.1	102160
	II	85411	84.5	10132	10.0	5462	5.4	44	0.0	101050
	ukupno - total	173112	85.2	20255	10.0	9747	4.8	96	0.0	203210
Oktobar - October	I	88156	85.5	10784	10.5	4073	4.0	70	0.1	103082
	II	84751	84.0	10793	10.7	5264	5.2	50	0.0	100857
	ukupno - total	172907	84.8	21576	10.6	9337	4.6	119	0.1	203939
Novembar - November	I	79081	85.4	9504	10.3	3905	4.2	80	0.1	92571
	II	77515	84.1	9505	10.3	5067	5.5	50	0.1	92137
	ukupno - total	156596	84.8	19008	10.3	8972	4.9	130	0.1	184707
Decembar - December	I	75981	86.2	8270	9.4	3840	4.4	87	0.1	88179
	II	71218	84.1	8347	9.9	4998	5.9	93	0.1	84656
	ukupno - total	147199	85.2	16617	9.6	8837	5.1	181	0.1	172835
Ukupno (godišnje) - Total (annual)	I	994711	87.1	100833	8.8	45226	4.0	723	0.1	1141493
	II	964981	85.7	102038	9.1	58667	5.2	558	0.0	1126243
	ukupno - total	1959692	86.4	202871	8.9	103893	4.6	1281	0.1	2267736
Prosjek (PGDS) - Average (AADT)	I	2718	87.1	276	8.8	124	4.0	2	0.1	3119
	II	2637	85.7	279	9.1	160	5.2	2	0.0	3077
	ukupno - total	5354	86.4	554	8.9	284	4.6	3	0.1	6196

BROJANJE VOZILA NA MREŽI PUTEVA U REPUBLICI SRPSKOJ – 2017. GODINA
VEHICLE COUNTING ON THE ROAD NETWORK OF THE REPUBLIC OF SRPSKA – YEAR 2017

SAOBRAĆAJNI POKAZATELJI

Automatski brojač broj
 Lokaliteta / Stacionaža [km+m]
 Broj puta / Dionica

000027

Čadavica / 7+795,00
 M 14.1 (MI-104) / Vršani - Bijeljina 1

Mjesec	Smjer	minimalni čas			maksimalni čas			minimalni dan		maksimalni dan		dnevni prosjek (05-21 h)	noćni prosjek (21-05 h)	prosjek radnim danom	prosjek vikendom	ljetni prosjek
		datum/dan	čas	voz/h	datum/dan	čas	voz/h	datum/dan	voz/dan	datum/dan	voz/dan					
Januar	I	19/četvrtak	4	1	4/srjeda	15	273	1425	1/nedjelja	20/petak	2998	2036	238	2359	2120	
	II	25/srijeda	2	3	5/četvrtak	12	255	1658	30/ponedjeljak	20/petak	2827	2019	259	2301	2237	
Februar	I-II	19/četvrtak	4	14	20/petak	16	482	3240	1/nedjelja	20/petak	5825	4055	497	4659	4358	
	I	2/četvrtak	4	4	25/subota	15	257	1826	5/nedjelja	25/subota	2808	2107	225	2332	2332	
	II	26/nedjelja	3	5	25/subota	10	221	1851	5/nedjelja	25/subota	2667	2035	240	2270	2285	
	I-II	16/četvrtak	3	16	25/subota	11	433	3677	5/nedjelja	25/subota	5475	4142	465	4602	4617	
Mart	I	15/srijeda	3	6	10/petak	16	226	1417	13/ponedjeljak	31/petak	2808	2131	238	2360	2394	
	II	16/četvrtak	3	1	21/utorak	8	222	1392	13/ponedjeljak	31/petak	2720	2065	248	2293	2372	
	I-II	16/četvrtak	3	12	29/srijeda	15	402	2809	13/ponedjeljak	31/petak	5528	4196	486	4653	4766	
April	I	20/četvrtak	3	6	15/subota	13	286	2340	23/nedjelja	29/subota	3790	2650	347	2985	3014	
	II	12/srijeda	3	5	21/petak	11	257	2471	2/nedjelja	29/subota	3644	2585	338	2895	2967	
	I-II	12/srijeda	3	17	29/subota	11	507	4848	23/nedjelja	29/subota	7434	5235	685	5880	5981	
Maj	I	11/četvrtak	4	11	7/nedjelja	15	307	2220	1/ponedjeljak	6/subota	3706	2627	385	2991	3063	
	II	29/četvrtak	2	3	6/subota	12	286	2512	1/ponedjeljak	6/subota	3575	2606	373	2968	3005	
	I-II	10/srijeda	3	22	7/nedjelja	15	566	4732	1/ponedjeljak	6/subota	7281	5233	757	5959	6068	
Juni	I	8/četvrtak	3	12	9/petak	15	251	2676	7/srijeda	24/subota	3466	2528	409	2907	2996	
	II	2/petak	3	8	3/subota	12	263	2562	11/nedjelja	17/subota	3265	2450	379	2813	2859	
	I-II	8/četvrtak	3	23	3/subota	12	497	5257	11/nedjelja	17/subota	6640	4978	788	5721	5855	
Juli	I	19/srijeda	4	13	15/subota	15	295	2520	9/nedjelja	29/subota	4247	2752	497	3176	3401	
	II	5/srijeda	3	4	29/subota	6	260	2633	9/nedjelja	29/subota	3855	2621	458	3046	3148	
	I-II	5/srijeda	3	21	29/subota	11	501	5153	9/nedjelja	29/subota	8102	5373	955	6223	6549	
Avgust	I	31/četvrtak	4	13	12/subota	15	332	2963	30/srijeda	12/subota	4036	3011	458	3433	3570	
	II	17/četvrtak	3	9	5/subota	13	287	2856	30/srijeda	5/subota	4052	2970	470	3397	3562	
	I-II	17/četvrtak	3	30	5/subota	13	570	5819	30/srijeda	5/subota	8069	5980	928	6831	7132	
Septembar	I	28/četvrtak	4	10	3/nedjelja	15	278	2908	25/ponedjeljak	9/subota	3487	2810	390	3173	3261	
	II	20/srijeda	3	8	9/subota	17	272	2850	25/ponedjeljak	9/subota	3466	2770	370	3104	3225	
	I-II	20/srijeda	3	19	3/nedjelja	16	517	5758	25/ponedjeljak	9/subota	6953	5580	760	6276	6486	
Oktober	I	16/ponedjeljak	18	7	13/petak	16	287	2438	16/ponedjeljak	27/petak	3652	2718	345	3009	3197	
	II	12/četvrtak	3	6	27/petak	16	279	2440	16/ponedjeljak	27/petak	3506	2655	326	2934	3098	
	I-II	16/ponedjeljak	18	15	27/petak	16	534	4878	16/ponedjeljak	27/petak	7158	5374	672	5943	6295	
Novembar	I	8/srijeda	3	7	4/subota	16	291	2438	29/srijeda	4/subota	3303	2562	284	2819	2921	
	II	23/četvrtak	2	4	4/subota	16	259	2352	29/srijeda	4/subota	3772	2509	299	2783	2880	
	I-II	29/srijeda	3	16	4/subota	16	505	4790	29/srijeda	4/subota	6575	5072	584	5602	5801	
Decembar	I	13/srijeda	3	7	30/subota	14	321	2364	3/nedjelja	23/subota	3795	2500	312	2820	2794	
	II	14/četvrtak	3	7	29/petak	14	279	2100	31/nedjelja	23/subota	3157	2371	292	2709	2566	
	I-II	14/četvrtak	3	16	30/subota	14	562	4467	31/nedjelja	23/subota	6653	4870	604	5529	5360	
Godina	I	19.1/četvrtak	4	1	12.8/subota	15	332	1417	13.3/ponedjeljak	29.7/subota	4247	2538	345	2868	2918	
	II	16.3/četvrtak	3	1	5.8/subota	13	287	1392	13.3/ponedjeljak	5.8/subota	4052	2474	338	2798	2845	
	I-II	16.3/četvrtak	3	12	5.8/subota	13	570	2809	13.3/ponedjeljak	29.7/subota	8102	5012	683	5665	5763	

BRONJANJE VOZILA NA MREŽI PUTEVA U REPUBLICI SRPSKOJ – 2017. GODINA
VEHICLE COUNTING ON THE ROAD NETWORK OF THE REPUBLIC OF SRPSKA – YEAR 2017

TRAFFIC PARAMETERS

Automatic counter number
 Location / Mileage [km+m]
 Road number / Section

000027

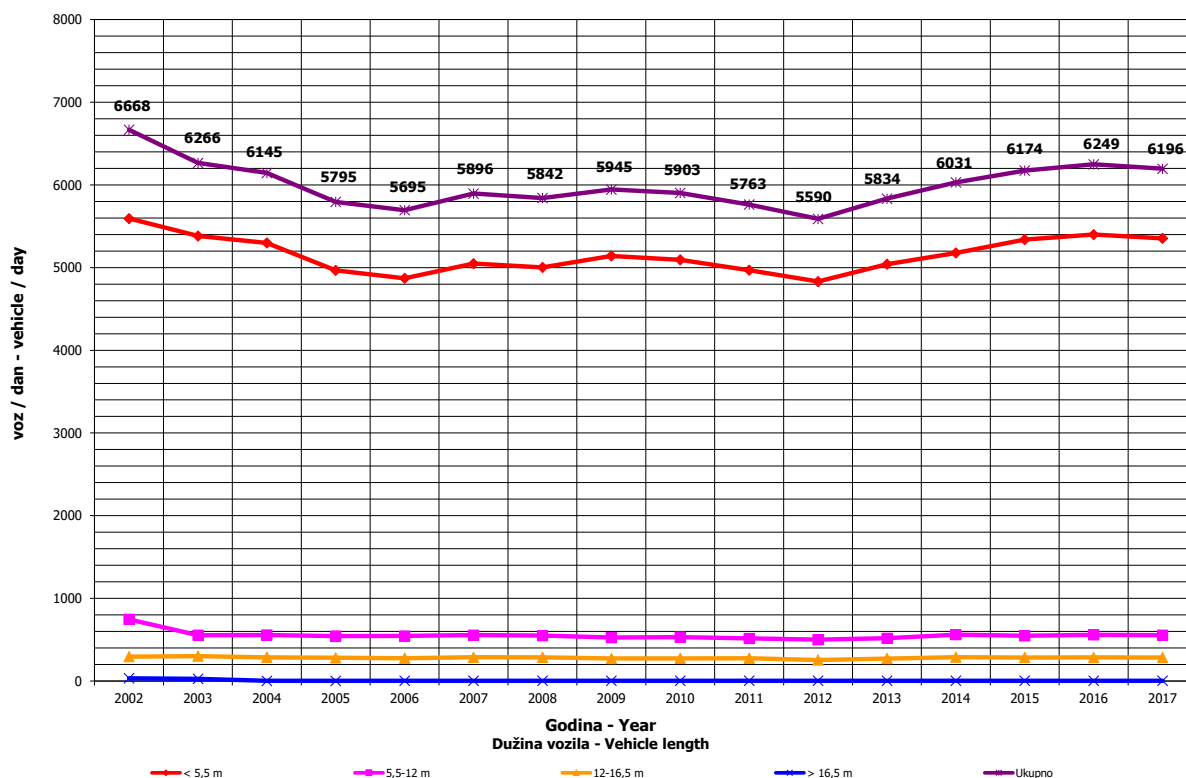
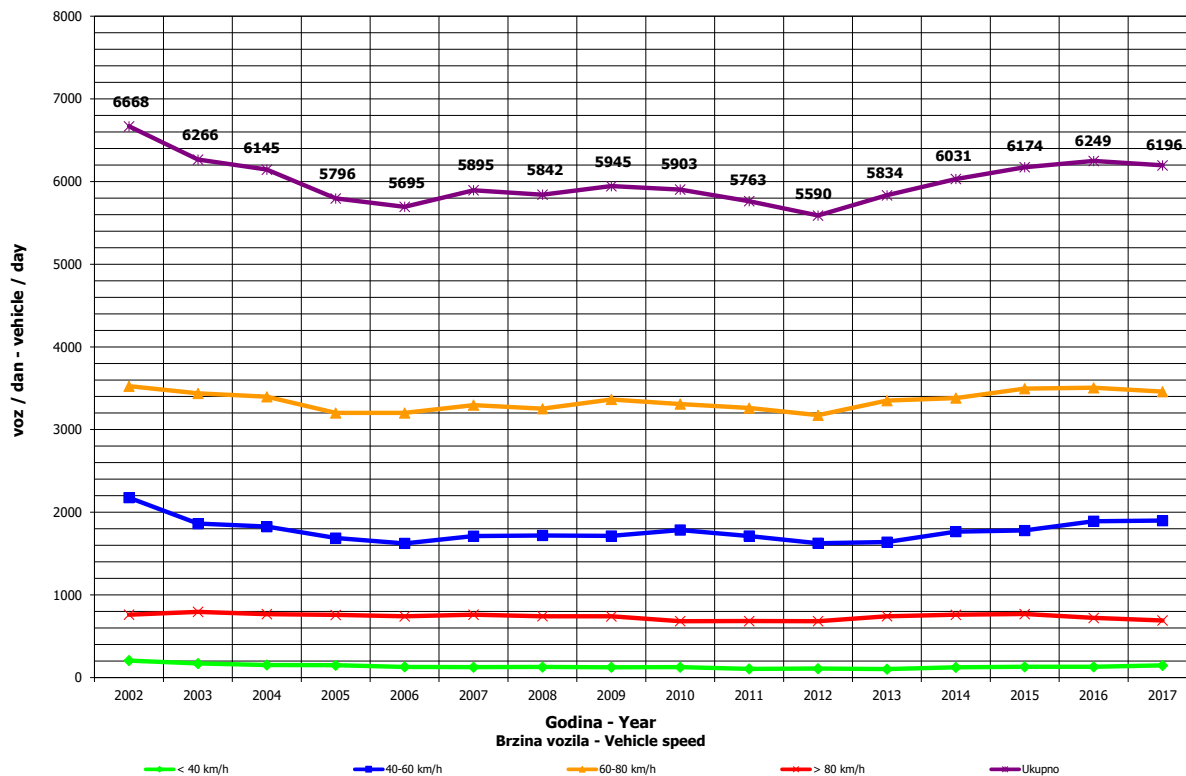
Čadavica / 7+795,00
 M 14.1 (MI-104) / Vršani - Bijeljina 1

Month	Direction	minimum hour		maximum hour		veh/h	veh/h	minimum day		maximum day		day time average (5-21 h)	night average (21-05 h)	working day average	weekend average	summer average
		date/day	hour	date/day	hour			date/day	veh/day	date/day	veh/day					
January	I	19/Tuesday	4	4/Wednesday	15	273	1425	1/Sunday	2998	20/Friday	2998	2036	238	2359	2120	
	II	25/Wednesday	2	5/Thursday	12	255	1658	30/Monday	2827	20/Friday	2827	2019	259	2301	2237	
	I+II	19/Thursday	4	20/Friday	16	482	3240	1/Sunday	5825	20/Friday	5825	4055	497	4659	4358	
February	I	2/Thursday	4	25/Saturday	15	257	1826	5/Sunday	2808	25/Saturday	2808	2107	225	2332	2332	
	II	26/Sunday	3	25/Saturday	10	221	1851	5/Sunday	2667	25/Saturday	2667	2035	240	2270	2285	
	I+II	16/Thursday	3	25/Saturday	11	433	3677	5/Sunday	5675	25/Saturday	5675	4142	465	4602	4617	
March	I	15/Wednesday	3	10/Friday	16	226	1417	13/Monday	2808	31/Friday	2808	2131	238	2360	2394	
	II	16/Thursday	3	21/Tuesday	8	222	1392	13/Monday	2720	31/Friday	2720	2065	248	2293	2372	
	I+II	16/Thursday	3	29/Wednesday	15	402	2809	13/Monday	5528	31/Friday	5528	4196	486	4653	4766	
April	I	20/Thursday	3	15/Saturday	13	286	2340	23/Sunday	3790	29/Saturday	3790	2650	347	2985	3014	
	II	12/Wednesday	3	21/Friday	11	257	2471	2/Sunday	3644	29/Saturday	3644	2585	338	2895	2967	
	I+II	12/Wednesday	3	29/Saturday	11	507	4848	23/Sunday	7434	29/Saturday	7434	5235	685	5880	5981	
May	I	11/Thursday	4	11/Thursday	15	307	2220	1/Monday	3706	6/Saturday	3706	2627	385	2991	3063	
	II	29/Monday	2	6/Saturday	12	286	2512	1/Monday	3575	6/Saturday	3575	2606	373	2968	3005	
	I+II	10/Wednesday	3	7/Sunday	15	566	4732	1/Monday	7281	6/Saturday	7281	5233	757	5959	6068	
June	I	8/Thursday	3	9/Friday	15	251	2676	7/Wednesday	3466	24/Saturday	3466	2528	409	2907	2996	2937
	II	2/Friday	3	3/Saturday	12	263	2562	11/Sunday	3265	17/Saturday	3265	2450	379	2813	2859	2829
	I+II	8/Thursday	3	3/Saturday	12	497	5257	11/Sunday	6640	17/Saturday	6640	4978	788	5721	5855	5765
July	I	19/Wednesday	4	15/Saturday	15	295	2520	9/Sunday	4247	29/Saturday	4247	2752	497	3176	3401	3249
	II	5/Wednesday	3	29/Saturday	6	260	2633	9/Sunday	3855	29/Saturday	3855	2621	458	3046	3148	3079
	I+II	5/Wednesday	3	29/Saturday	11	501	5153	9/Sunday	8102	29/Saturday	8102	5373	955	6223	6549	6328
August	I	31/Thursday	4	12/Saturday	15	332	2963	30/Wednesday	4036	12/Saturday	4036	3011	458	3433	3570	3469
	II	17/Thursday	3	5/Saturday	13	287	2856	30/Wednesday	4052	5/Saturday	4052	2970	470	3397	3562	3440
	I+II	17/Thursday	3	5/Saturday	13	570	5819	30/Wednesday	8069	5/Saturday	8069	5980	928	6831	7132	6908
September	I	28/Thursday	4	3/Sunday	15	278	2908	25/Monday	3487	9/Saturday	3487	2810	390	3173	3261	3199
	II	20/Wednesday	3	9/Saturday	17	272	2850	25/Monday	3466	9/Saturday	3466	2770	370	3104	3225	3140
	I+II	20/Wednesday	3	3/Sunday	16	517	5758	25/Monday	6953	9/Saturday	6953	5580	760	6276	6486	6339
October	I	16/Monday	18	13/Friday	16	287	2438	16/Monday	3652	27/Friday	3652	2718	345	3009	3197	
	II	12/Thursday	3	27/Friday	16	279	2440	16/Monday	3506	27/Friday	3506	2655	326	2934	3098	
	I+II	16/Monday	18	27/Friday	16	534	4878	16/Monday	7158	27/Friday	7158	5374	672	5943	6295	
November	I	8/Wednesday	3	4/Saturday	15	291	2438	29/Wednesday	3303	4/Saturday	3303	2562	284	2819	2921	
	II	23/Thursday	2	4/Saturday	16	259	2352	29/Wednesday	3272	4/Saturday	3272	2509	299	2783	2880	
	I+II	29/Wednesday	3	4/Saturday	16	505	4790	29/Wednesday	6575	4/Saturday	6575	5072	584	5602	5801	
December	I	13/Wednesday	3	30/Saturday	14	321	2364	3/Sunday	3795	23/Saturday	3795	2500	312	2820	2794	
	II	14/Thursday	3	29/Friday	14	279	2100	31/Sunday	3157	29/Friday	3157	2371	292	2709	2566	
	I+II	14/Thursday	3	30/Saturday	14	562	4467	31/Sunday	6653	23/Saturday	6653	4870	604	5529	5360	
Year	I	19.1/Thursday	4	12.8/Saturday	15	332	1417	13.3/Monday	1417	29.7/Saturday	1417	2538	345	2868	2918	3216
	II	16.3/Thursday	3	5.8/Saturday	13	287	1392	13.3/Monday	1392	5.8/Saturday	1392	2474	338	2798	2845	3124
	I+II	16.3/Thursday	3	5.8/Saturday	13	570	2809	13.3/Monday	2809	29.7/Saturday	2809	5012	683	5665	5763	6340

GODIŠNJA NERAVNOMJERNOST SAOBRAĆAJNOG TOKA TRAFFIC FLOW ANNUAL VARIATION

Automatski brojač broj - Automatic counter number
 Lokalitet - Location / Stacionaža - Mileage [km+m]
 Broj puta - Road number / Dionica - Section

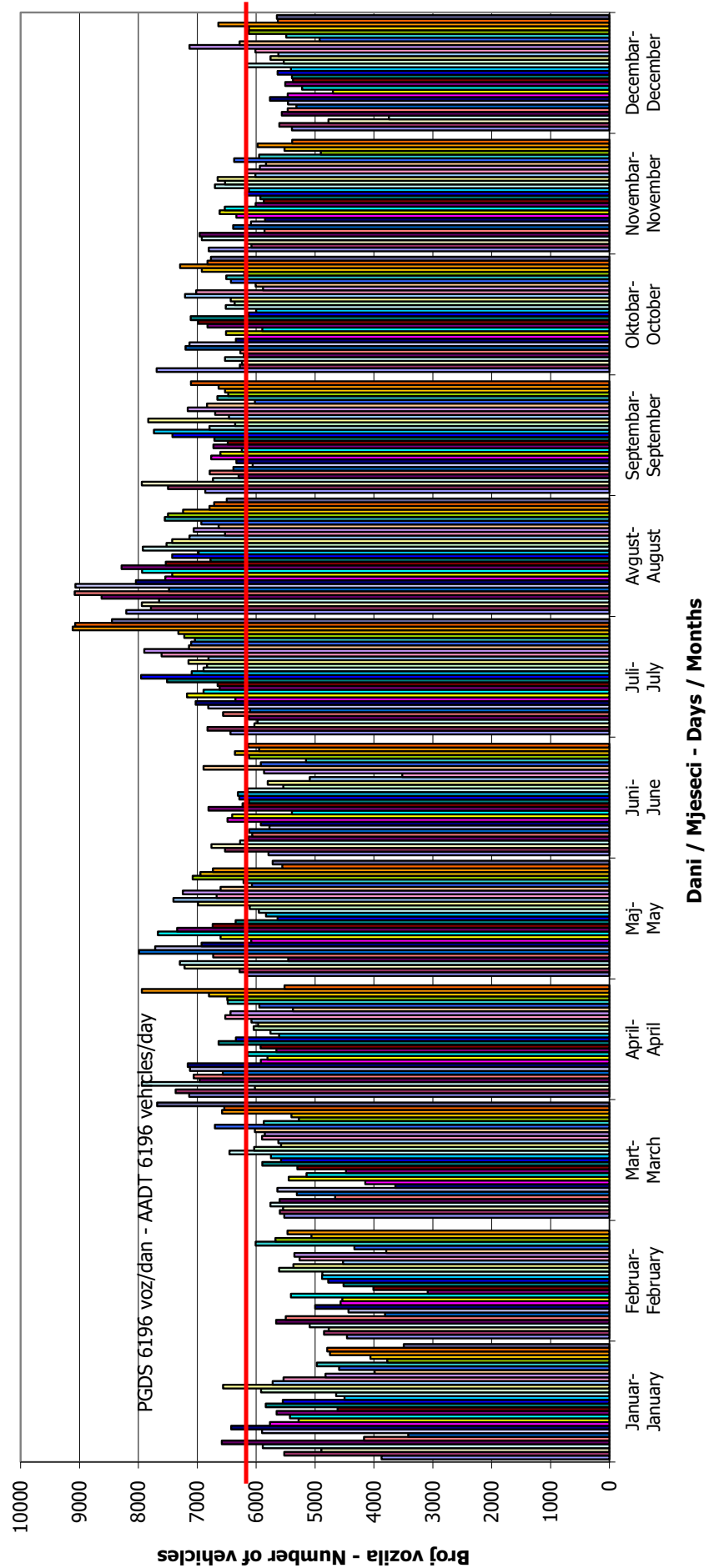
000027
 Čađavica / 7+795,00
 M 14.1 (MI-104) / Vršani - Bijeljina 1



**DNEVNA NERAVNOMJERNOST SAOBRAĆAJNOG TOKA
 TRAFFIC FLOW DAILY VARIATION**

000027
 Čadavica / 7+795,00
 M 14.1 (MI-104) / Vršani - Bijeljina 1

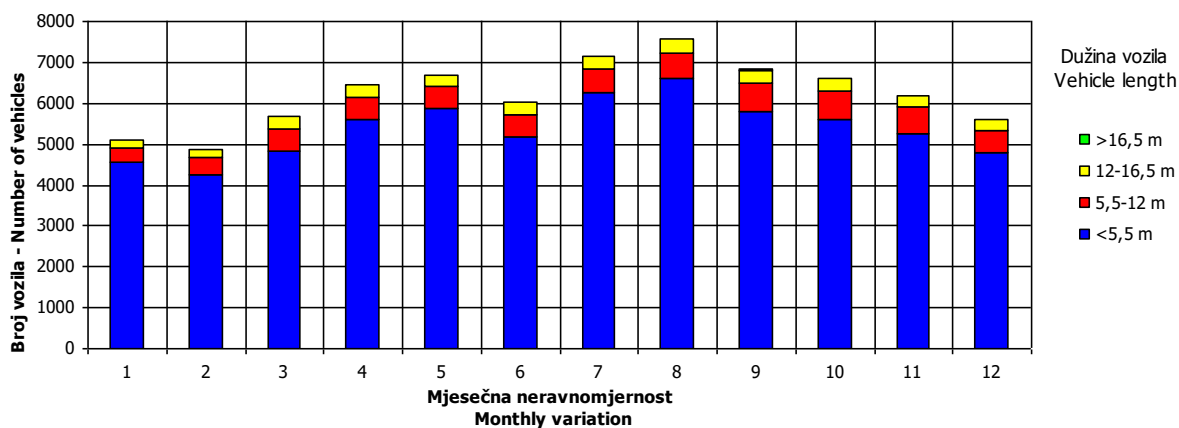
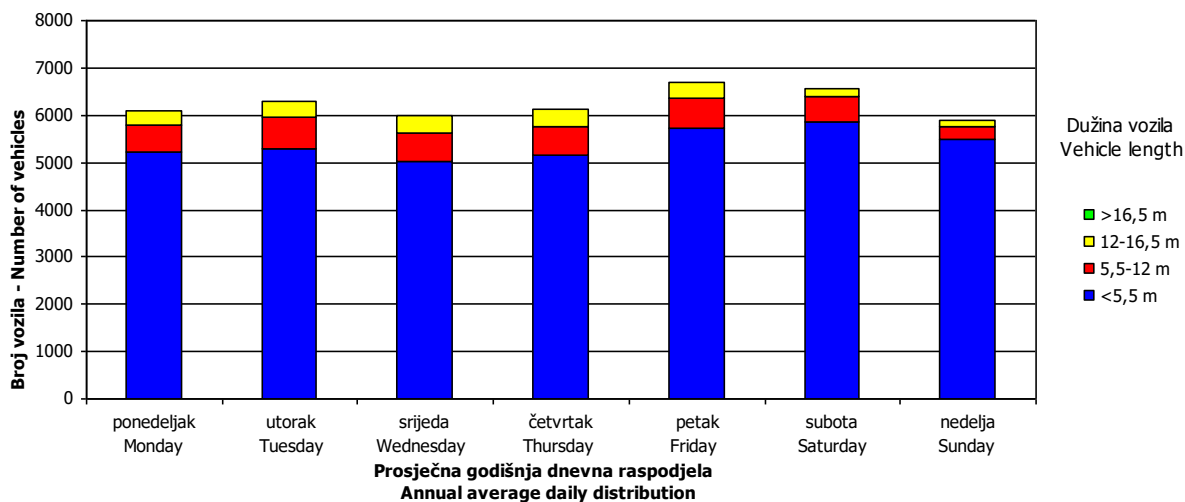
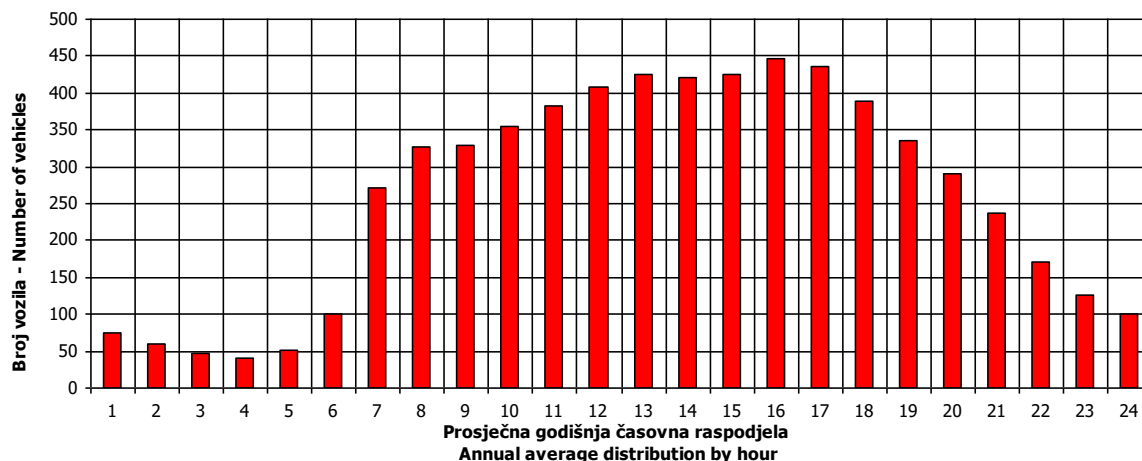
Automatski brojač broj - Automatic counter number
 Lokalizet - Location / Stacionaža - Mileage [km+m]
 Broj puta - Road number/ Dionica - Section



VREMENSKA RASPODJELA SAOBRAĆAJNOG TOKA TRAFFIC FLOW TIME DISTRIBUTION

Automatski brojač broj - Automatic counter number
 Lokalizet - Location / Stacionaža - Mileage [km+m]
 Broj puta - Road number / Dionica - Section

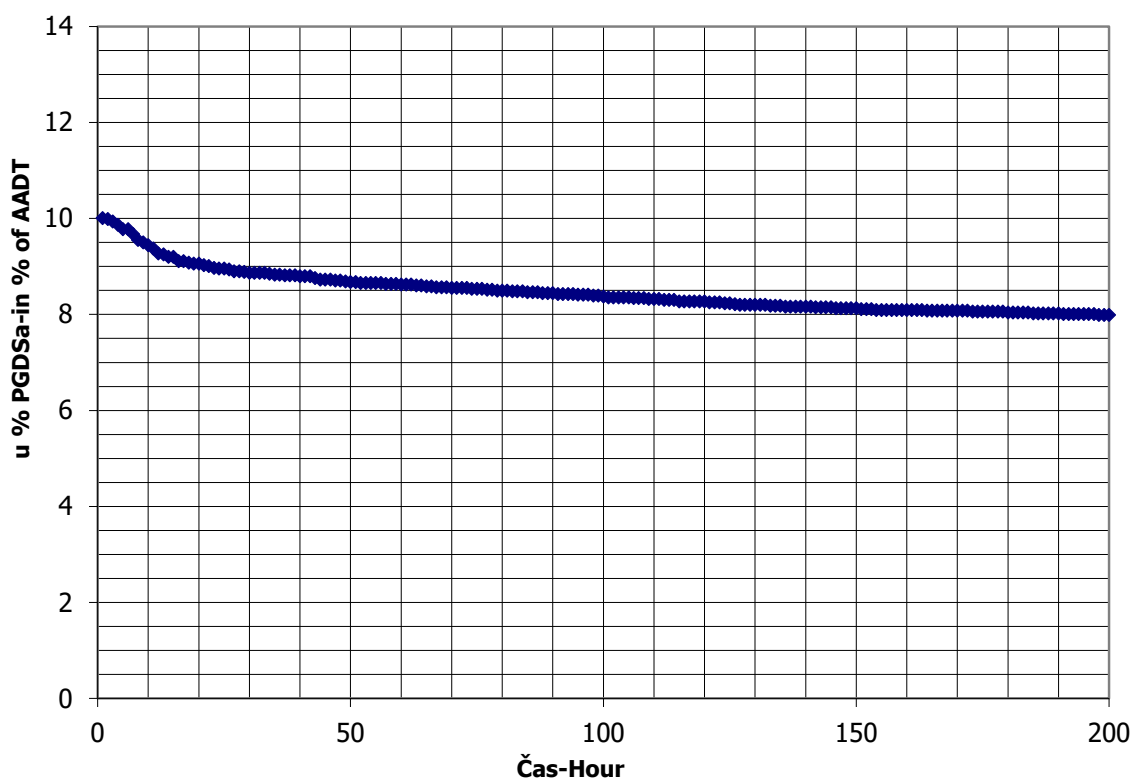
000027
 Čađavica / 7+795,00
 M 14.1 (MI-104) / Vršani - Bijeljina 1
PGDS 6196 voz/dan AADT 6196 veh/day



SATNA DISTRIBUCIJA SAOBRAĆAJNOG TOKA TRAFFIC FLOW HOURLY DISTRIBUTION

Automatski brojač broj - Automatic counter number 000027
 Lokalizet - Location / Stacionaža - Mileage [km+m] Čađavica / 7+795,00
 Broj puta - Road number / Dionica - Section M 14.1 (MI-104) / Vršani - Bijeljina)

PGDS - AADT	6196 voz/dan - veh/day							
Čas - Hour	Maksimalni vršni sat - Maximum peak hour	10	20	30	40	50	100	200
Sat u danu - Hour of day	13	13	17	11	11	15	9	13
Sat u godini - Hour in year	5198	5366	5394	2508	5028	5896	5194	5030
Dan - Day of week	subota-Saturday	subota-Saturday	nedelja-Sunday	subota-Saturday	subota-Saturday	nedelja-Sunday	subota-Saturday	subota-Saturday
Datum - Date	5	12	13	15	29	3	5	29
Mjesec - Month	Avgust-August	Avgust-August	Avgust-August	April-April	Juli-July	Septembar-September	Avgust-August	Juli-July
Vrijednost - Value	570	538	516	505	501	494	477	455
% - percent	10.01	9.45	9.06	8.87	8.80	8.67	8.38	7.99



BROJANJE VOZILA NA MREŽI PUTEVA U REPUBLICI SRPSKOJ – 2017. GODINA
VEHICLE COUNTING ON THE ROAD NETWORK OF THE REPUBLIC OF SRPSKA – YEAR 2017

MJESEČNI BROJ VOZILA
MONTHLY NUMBER OF VEHICLES

Automatski brojač broj - Automatic counter number
 Lokalitet - Location / Stacionaža - Mileage [km+m]
 Broj puta - Road number / Dionica - Section

000028
 Trnjaci / 8+520,00
 M 18 (MI-115) / Rača - Gojsovac

	Mjesec - Month											
	Januar- January	Februar- February	Mart- March	April- April	Maj- May	Juni- June	Juli- July	August- August	Septembar- September	Oktober- October	Novembar- November	Decembar- December
1	3735	4029	4586	6175	6236	4935	5791	7468	6001	6724	5001	4531
2	4902	4021	4922	6826	6243	5686	6145	6461	6833	6644	5412	6071
3	4654	4272	4560	5859	6025	5887	5780	6389	6654	5667	5440	4860
4	5521	4345	4886	7320	6184	5489	5642	6227	6672	5369	6167	3938
5	5990	4906	4865	5739	6512	5374	5426	7066	5973	5602	6498	4056
6	4602	5115	4601	5916	6601	5168	6006	7596	5668	5571	6161	4758
7	3264	3740	4697	5600	6436	5031	5670	7372	5646	6550	5668	4706
8	5538	3910	4481	6192	6093	5158	6256	7149	5359	6626	5171	4569
9	5802	4166	3368	6043	5553	5140	6537	6623	6125	6233	5080	5018
10	5496	3900	3759	5848	5434	5962	6636	6346	6213	5335	5340	4966
11	4774	3850	4728	5315	5708	5963	8244	6420	5924	5319	5908	4487
12	5187	4783	4971	5290	6603	5382	6169	6821	5715	5032	6384	4456
13	4817	2871	4541	5073	6407	5345	5997	7258	5679	5387	6036	4322
14	4265	3685	5033	5440	4695	5439	5970	6941	5762	6070	5500	4349
15	4961	4446	4666	5861	3561	5177	6764	6178	5674	6327	5500	4474
16	4716	4239	4851	5996	4605	5302	6677	6160	6398	5907	5308	5128
17	4176	4221	5016	5334	4831	5596	6579	6093	6715	5311	5222	4988
18	4576	4211	5759	5221	4177	5748	5975	6887	6223	5424	6091	5784
19	4479	4890	5875	5148	3881	5364	5918	6511	5654	5547	6071	5134
20	6261	4772	5538	5180	5559	5203	5769	7024	6268	5234	6565	4800
21	5287	4288	5165	5049	5371	4865	5857	6891	5701	6058	5380	4909
22	4756	4435	5139	5859	4915	4978	6321	6293	5698	6311	5092	5126
23	4377	4497	5052	5756	6321	5175	6705	6561	6729	5723	5287	5702
24	3988	4538	5118	5147	5453	5785	6484	6226	6819	5309	4933	5650
25	4296	4577	5728	5284	5271	5757	6385	6021	6049	5238	5692	4686
26	4177	5318	5390	5292	5152	4962	5945	6805	6238	5471	5795	4731
27	3497	5233	5232	5311	5887	5699	6097	7603	5240	5160	5060	4749
28	3584	4884	5027	5648	5985	5348	6341	6792	5650	6305	4928	4707
29	4401	4774	4733	7299	5786	5215	7445	6235	5717	6718	4824	5072
30	4221		5393	6677	5051	5370	7085	6173	6395	6369	4488	5332
31	3343		6544		4843		7041	5802		5671		5289
Ukupno- Total	143590	126833	154190	172760	171409	161550	195708	206505	181397	180236	166029	151330
Prosjek- Average	4632	4374	4974	5759	5529	5385	6313	6661	6047	5814	5534	4882
Godišnji prosjek (PGDS) - Annual average (AADT)												5496

BROJANJE VOZILA NA MREŽI PUTEVA U REPUBLICI SRPSKOJ – 2017. GODINA
VEHICLE COUNTING ON THE ROAD NETWORK OF THE REPUBLIC OF SRPSKA – YEAR 2017

STRUKTURA SAOBRAĆAJNOG TOKA
TRAFFIC FLOW COMPOSITION

Automatski brojač broj - Automatic counter number 000028
 Lokalitet - Location / Stacionaža - Mileage [km+m] Trnjaci / 8+520,00
 Broj puta - Road number / Dionica - Section M 18 (MI-115) / Rača - Gojsovac

Mjesec - Month	Smjer - Direction	Dužina vozila - Vehicle length								Ukupno - Total
		< 5,5 m	(%)	5,5 - 12 m	(%)	12 - 16,5 m	(%)	< 16,5 m	(%)	
Januar - January	I	66399	92.4	3368	4.7	1970	2.7	92	0.1	71830
	II	66882	93.2	3308	4.6	1534	2.1	36	0.1	71760
	ukupno - total	133281	92.8	6676	4.6	3504	2.4	129	0.1	143590
Februar - February	I	57426	89.9	3764	5.9	2574	4.0	111	0.2	63876
	II	57651	91.6	3632	5.8	1648	2.6	26	0.0	62957
	ukupno - total	115077	90.7	7396	5.8	4222	3.3	138	0.1	126833
Mart - March	I	69042	88.3	5024	6.4	4051	5.2	106	0.1	78224
	II	68570	90.3	4873	6.4	2493	3.3	30	0.0	75966
	ukupno - total	137612	89.2	9897	6.4	6545	4.2	137	0.1	154190
April - April	I	78650	89.6	4656	5.3	4376	5.0	53	0.1	87734
	II	78021	91.8	4554	5.4	2434	2.9	17	0.0	85026
	ukupno - total	156670	90.7	9210	5.3	6810	3.9	70	0.0	172760
Maj - May	I	78064	90.4	4640	5.4	3655	4.2	39	0.0	86399
	II	78314	92.1	4429	5.2	2254	2.7	13	0.0	85010
	ukupno - total	156378	91.2	9069	5.3	5909	3.4	53	0.0	171409
Juni - June	I	72872	89.2	4851	5.9	3953	4.8	39	0.0	81716
	II	72779	91.2	4511	5.7	2532	3.2	12	0.0	79834
	ukupno - total	145651	90.2	9362	5.8	6485	4.0	52	0.0	161550
Juli - July	I	90072	90.7	5155	5.2	3996	4.0	36	0.0	99259
	II	88991	92.3	4910	5.1	2541	2.6	7	0.0	96449
	ukupno - total	179063	91.5	10065	5.1	6537	3.3	44	0.0	195708
Avgust - August	I	93426	90.4	5587	5.4	4251	4.1	39	0.0	103304
	II	94987	92.0	5494	5.3	2700	2.6	19	0.0	103201
	ukupno - total	188413	91.2	11082	5.4	6950	3.4	59	0.0	206505
Septembar - September	I	81640	89.0	6014	6.6	4038	4.4	50	0.1	91742
	II	81270	90.6	5849	6.5	2516	2.8	20	0.0	89655
	ukupno - total	162910	89.8	11863	6.5	6555	3.6	70	0.0	181397
Oktobar - October	I	79974	88.1	6556	7.2	4136	4.6	94	0.1	90761
	II	80382	89.8	6403	7.2	2664	3.0	25	0.0	89475
	ukupno - total	160357	89.0	12959	7.2	6801	3.8	119	0.1	180236
Novembar - November	I	73036	87.4	6224	7.4	4247	5.1	89	0.1	83596
	II	73430	89.1	6013	7.3	2962	3.6	28	0.0	82433
	ukupno - total	146466	88.2	12237	7.4	7208	4.3	117	0.1	166029
Decembar - December	I	67798	88.7	4716	6.2	3795	5.0	150	0.2	76459
	II	67987	90.8	4476	6.0	2379	3.2	28	0.0	74871
	ukupno - total	135785	89.7	9193	6.1	6174	4.1	178	0.1	151330
Ukupno (godišnje) - Total (annual)	I	908400	89.5	60557	6.0	45044	4.4	900	0.1	1014900
	II	909263	91.2	58452	5.9	28657	2.9	264	0.0	996636
	ukupno - total	1817663	90.4	119009	5.9	73701	3.7	1164	0.1	2011536
Prosjek (PGDS) - Average (AADT)	I	2482	89.5	165	6.0	123	4.4	2	0.1	2773
	II	2484	91.2	160	5.9	78	2.9	1	0.0	2723
	ukupno - total	4966	90.4	325	5.9	201	3.7	3	0.1	5496

BROJANJE VOZILA NA MREŽI PUTEVA U REPUBLICI SRPSKOJ – 2017. GODINA
VEHICLE COUNTING ON THE ROAD NETWORK OF THE REPUBLIC OF SRPSKA – YEAR 2017

SAOBRAĆAJNI POKAZATELJI

000028

Automatski brojač broj
 Lokaliteta / Stacionaža [km+m]
 Broj puta / Dionica

Trnjaci / 8+520,00
 M 18 (MI-115) / Rača - Gojsovac

Mjesec	Smjer	minimalni čas		maksimalni čas		minimalni dan		maksimalni dan		dnevni prosjek (05-21 h)	noćni prosjek (21-05 h)	prosjek radnim danom	prosjek vikendom	ljetni prosjek
		datum/dan	čas	voz/h	čas	voz/h	datum/dan	voz/dan	datum/dan					
Januar	I	26/četvrtak	4	3	20/petak	12	229	7/subota	1421	2669	1733	208	1974	1880
	II	3/utorak	4	5	8/nedjelja	13	261	7/subota	1382	2617	1720	235	1934	1993
Februar	I+II	26/četvrtak	4	11	20/petak	12	449	7/subota	2803	5200	3453	443	3908	3873
	I	14/utorak	2	4	25/subota	11	256	5/nedjelja	1636	2698	1734	203	1916	1987
	II	2/četvrtak	4	4	19/nedjelja	18	227	2/četvrtak	1697	2595	1722	217	1889	2066
	I+II	2/četvrtak	4	11	25/subota	11	444	5/nedjelja	3361	5293	3456	420	3805	4053
Mart	I	15/srijeda	4	3	26/nedjelja	16	207	14/utorak	1383	2455	1793	218	1979	2104
	II	9/četvrtak	3	4	5/nedjelja	16	240	13/ponedjeljak	1395	2385	1774	234	1960	2146
	I+II	12/nedjelja	4	10	5/nedjelja	16	411	14/utorak	2809	4700	3567	452	3939	4249
	I	12/srijeda	3	1	16/nedjelja	17	268	12/srijeda	1568	3118	2125	299	2325	2572
April	II	12/srijeda	3	2	24/ponedjeljak	14	266	12/srijeda	1633	3112	2089	296	2272	2552
	I+II	12/srijeda	3	3	16/nedjelja	17	485	12/srijeda	3201	5748	4214	595	4598	5124
Maj	I	3/srijeda	3	7	6/subota	12	288	1/ponedjeljak	2103	3389	2142	354	2453	2598
	II	10/srijeda	4	8	16/nedjelja	16	326	11/četvrtak	2176	3233	2197	333	2452	2721
	I+II	18/četvrtak	2	19	6/subota	12	537	11/četvrtak	4439	6529	4339	687	4905	5319
	I	26/ponedjeljak	3	7	12/ponedjeljak	17	211	4/nedjelja	2149	2787	2093	362	2422	2522
Juni	II	8/četvrtak	4	8	12/ponedjeljak	13	240	7/srijeda	2186	2846	2094	355	2365	2616
	I+II	7/srijeda	2	20	12/ponedjeljak	13	391	7/srijeda	4443	5450	4187	717	4787	5137
Juli	I	20/četvrtak	3	5	12/srijeda	19	238	2/nedjelja	2282	3287	2288	450	2722	2769
	II	4/utorak	3	6	30/nedjelja	17	286	6/četvrtak	2399	3395	2309	423	2676	2847
	I+II	3/ponedjeljak	2	20	30/nedjelja	17	473	6/četvrtak	4746	6621	4597	872	5399	5616
	I	30/srijeda	2	8	20/nedjelja	19	258	30/srijeda	2345	3220	2398	409	2773	2905
Avgust	II	22/utorak	3	11	13/nedjelja	17	276	30/srijeda	2434	3244	2439	405	2761	3085
	I+II	22/utorak	3	23	20/nedjelja	19	480	30/srijeda	4779	6316	4837	814	5534	5990
Septembar	I	25/ponedjeljak	3	7	3/nedjelja	19	273	12/utorak	2293	3008	2241	401	2601	2738
	II	14/četvrtak	4	10	3/nedjelja	16	232	20/srijeda	2320	2978	2212	398	2531	2794
	I+II	28/četvrtak	4	19	3/nedjelja	19	438	12/utorak	4630	5827	4453	799	5132	5532
	I	25/srijeda	4	4	8/nedjelja	18	283	24/utorak	2261	3017	2187	395	2528	2716
Oktober	II	24/utorak	4	7	8/nedjelja	15	252	24/utorak	2182	2954	2182	392	2464	2844
	I+II	24/utorak	3	16	8/nedjelja	18	521	24/utorak	4443	5942	4370	788	4992	5560
Novembar	I	29/srijeda	3	3	18/subota	18	221	28/utorak	2032	2791	2053	318	2362	2396
	II	29/srijeda	4	6	18/subota	16	267	21/utorak	2021	2679	2036	322	2310	2491
	I+II	29/srijeda	3	13	18/subota	16	474	29/srijeda	4071	5441	4089	640	4672	4887
	I	7/četvrtak	3	4	30/subota	11	224	31/nedjelja	1869	2636	2025	242	2274	2255
Decembar	II	16/subota	4	6	29/petak	14	236	31/nedjelja	1989	2614	1996	257	2239	2282
	I+II	13/srijeda	3	13	19/utorak	16	431	31/nedjelja	3858	5245	4022	499	4513	4537
Godina	I	12.4/srijeda	3	1	6.5/subota	12	288	14.3/utorak	1383	3389	2070	322	2366	2452
	II	12.4/srijeda	3	2	7.5/nedjelja	16	326	7.1/subota	1382	3395	2067	323	2326	2532
	I+II	12.4/srijeda	3	3	6.5/subota	12	537	7.1/subota	2803	6621	4136	645	4692	4983

BROJANJE VOZILA NA MREŽI PUTEVA U REPUBLICI SRPSKOJ – 2017. GODINA
VEHICLE COUNTING ON THE ROAD NETWORK OF THE REPUBLIC OF SRPSKA – YEAR 2017

TRAFFIC PARAMETERS

000028

Trnjaci / 8+520,00

M 18 (MI-115) / Rača - Gojsovac

Automatic counter number

Location / Mileage [km+m]

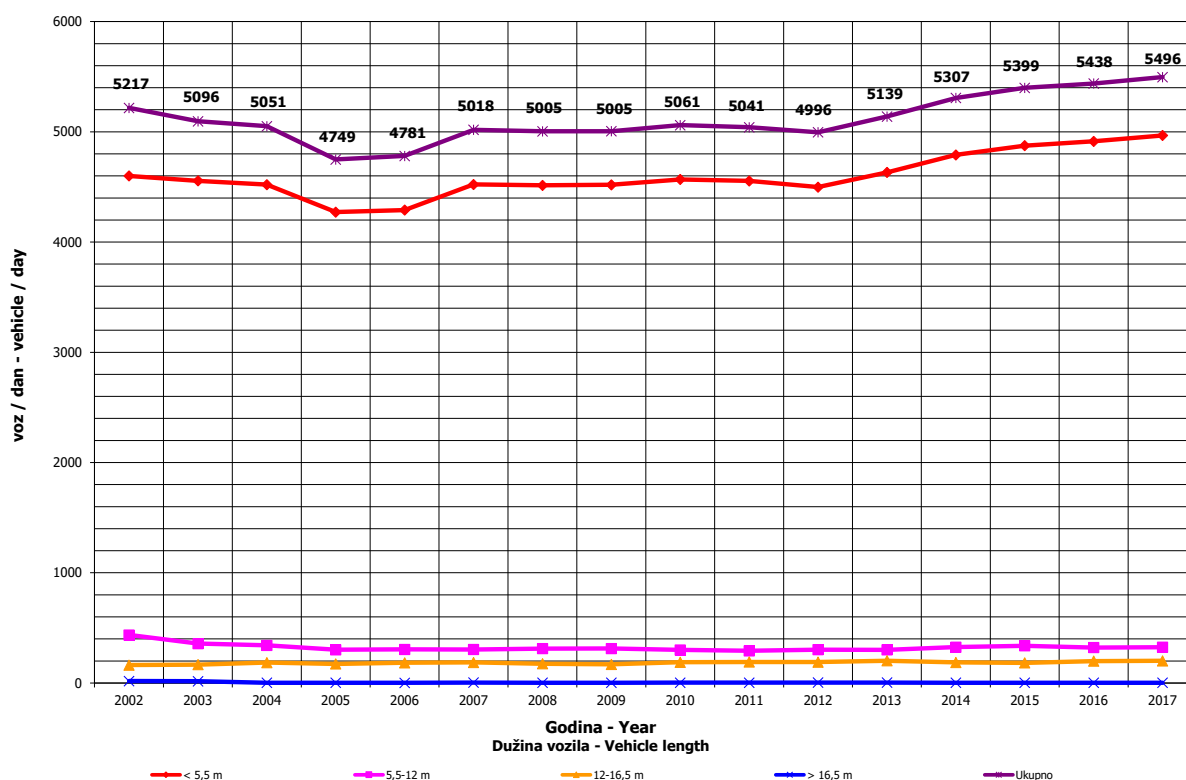
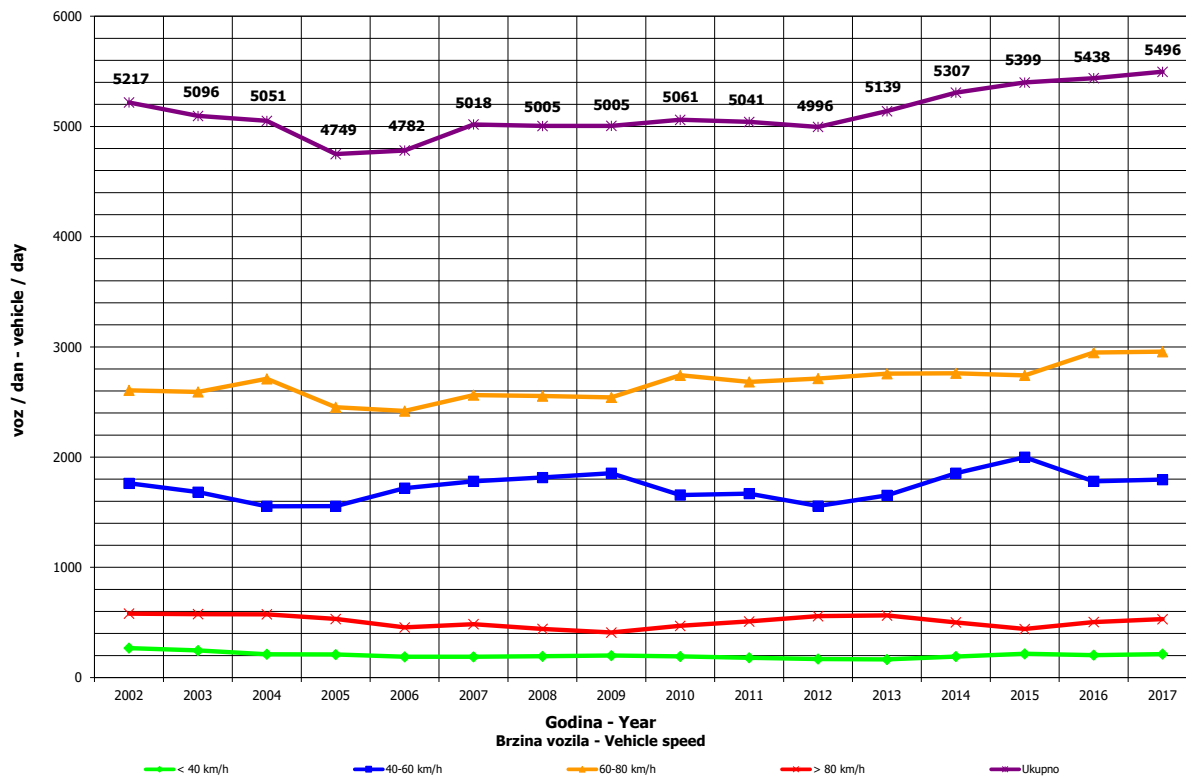
Road number / Section

Month	Direction	minimum hour		maximum hour		veh/h		veh/day		minimum day		maximum day		day time average (5-21 h)	night average (21-05 h)	working day average	weekend average	summer average
		date/day	hour	date/day	hour	veh/h	veh/day	date/day	veh/day	date/day	veh/day							
January	I	26/Thursday	4	3	20/Friday	12	229	1421	2669	7/Saturday	1421	2669	20/Friday	1733	208	1974	1880	
	II	3/Tuesday	4	5	8/Sunday	13	261	1382	2617	7/Saturday	1382	2617	8/Sunday	1720	235	1934	1993	
	I-II	26/Thursday	4	11	20/Friday	12	449	2803	5200	7/Saturday	2803	5200	20/Friday	3453	443	3908	3873	
February	I	14/Tuesday	2	4	25/Saturday	11	256	1636	2698	5/Sunday	1636	2698	25/Saturday	1734	203	1916	1987	
	II	2/Thursday	4	4	19/Sunday	18	227	1697	2595	2/Thursday	1697	2595	25/Saturday	1722	217	1889	2066	
	I-II	2/Thursday	4	11	25/Saturday	11	444	3361	5293	5/Sunday	3361	5293	25/Saturday	3456	420	3805	4053	
March	I	15/Wednesday	4	3	26/Sunday	16	207	1383	2455	14/Tuesday	1383	2455	25/Saturday	1793	218	1979	2104	
	II	9/Thursday	3	4	5/Sunday	16	240	1395	2385	13/Monday	1395	2385	26/Sunday	1774	234	1960	2146	
	I-II	12/Sunday	4	10	5/Sunday	16	411	2809	4700	14/Tuesday	2809	4700	31/Friday	3567	452	3939	4249	
April	I	12/Wednesday	3	1	16/Sunday	17	268	1568	2809	12/Wednesday	1568	2809	29/Saturday	2125	299	2325	2572	
	II	12/Wednesday	3	2	24/Monday	14	266	1633	2400	12/Wednesday	1633	2400	24/Monday	2089	296	2272	2552	
	I-II	12/Wednesday	3	3	16/Sunday	17	485	3201	5748	12/Wednesday	3201	5748	29/Saturday	4214	595	4598	5124	
May	I	3/Wednesday	3	7	6/Saturday	12	288	2103	3389	1/Monday	2103	3389	6/Saturday	2142	354	2453	2598	
	II	10/Wednesday	4	8	7/Sunday	16	326	2176	3233	11/Thursday	2176	3233	7/Sunday	2197	333	2452	2721	
	I-II	18/Thursday	2	19	6/Saturday	12	537	4439	6529	11/Thursday	4439	6529	6/Saturday	4339	687	4905	5319	
June	I	26/Monday	3	7	12/Monday	17	211	2149	2787	4/Sunday	2149	2787	3/Saturday	2093	362	2422	2522	2455
	II	8/Thursday	4	8	12/Monday	13	240	2186	2846	7/Wednesday	2186	2846	25/Sunday	2094	355	2365	2616	2449
	I-II	7/Wednesday	2	20	12/Monday	13	391	4443	6621	7/Wednesday	4443	6621	12/Monday	4187	450	4787	5137	4904
July	I	20/Thursday	3	5	12/Wednesday	19	238	2282	3287	2/Sunday	2282	3287	12/Wednesday	2288	450	2722	2769	2737
	II	4/Tuesday	3	6	30/Sunday	17	286	2399	4746	6/Thursday	2399	4746	30/Sunday	2309	423	2676	2847	2732
	I-II	3/Monday	2	20	30/Sunday	17	473	4746	6621	6/Thursday	4746	6621	12/Wednesday	4597	872	5399	5616	5469
August	I	30/Wednesday	2	8	20/Sunday	19	258	2345	3220	30/Wednesday	2345	3220	12/Saturday	2398	409	2773	2905	2807
	II	22/Tuesday	3	11	13/Sunday	17	276	2434	3244	30/Wednesday	2434	3244	13/Sunday	2439	405	2761	3085	2845
	I-II	22/Tuesday	3	23	20/Sunday	19	480	4779	6316	30/Wednesday	4779	6316	12/Saturday	4837	814	5534	5990	5652
September	I	25/Monday	3	7	3/Sunday	19	273	2293	3008	12/Tuesday	2293	3008	30/Saturday	2241	401	2601	2738	2642
	II	14/Thursday	4	10	3/Sunday	16	232	2320	2978	20/Wednesday	2320	2978	3/Sunday	2212	398	2531	2794	2610
	I-II	28/Thursday	4	19	3/Sunday	19	438	4630	5827	12/Tuesday	4630	5827	30/Saturday	4453	799	5132	5532	5252
October	I	25/Wednesday	4	4	8/Sunday	18	283	2261	3017	24/Tuesday	2261	3017	14/Saturday	2187	395	2528	2716	
	II	24/Tuesday	4	7	8/Sunday	15	252	2182	2954	24/Tuesday	2182	2954	1/Sunday	2182	392	2464	2844	
	I-II	24/Tuesday	3	16	8/Sunday	18	521	4443	5942	24/Tuesday	4443	5942	14/Saturday	4370	788	4992	5560	
November	I	29/Wednesday	3	3	18/Saturday	18	221	2032	2791	28/Tuesday	2032	2791	18/Saturday	2053	318	2362	2396	
	II	29/Wednesday	4	6	18/Saturday	16	267	2021	2679	29/Wednesday	2021	2679	21/Tuesday	2036	322	2310	2491	
	I-II	29/Wednesday	3	13	18/Saturday	16	474	4071	5441	29/Wednesday	4071	5441	18/Saturday	4089	640	4672	4887	
December	I	7/Thursday	3	4	30/Saturday	11	224	1869	2636	31/Sunday	1869	2636	29/Friday	2025	242	2274	2255	
	II	16/Saturday	4	6	29/Friday	14	236	1989	2614	31/Sunday	1989	2614	19/Tuesday	1996	257	2239	2282	
	I-II	13/Wednesday	3	13	19/Tuesday	16	431	3858	5245	31/Sunday	3858	5245	19/Tuesday	4022	499	4513	4537	
Year	I	12-4/Wednesday	3	1	6-5/Saturday	12	288	1383	3389	14-3/Tuesday	1383	3389	6-5/Saturday	2070	322	2366	2452	2662
	II	12-4/Wednesday	3	2	7-5/Sunday	16	326	1382	3395	7-1/Saturday	1382	3395	30-7/Sunday	2067	323	2326	2532	2661
	I-II	12-4/Wednesday	3	3	6-5/Saturday	12	537	2803	6621	7-1/Saturday	2803	6621	12-7/Wednesday	4136	645	4692	4983	5323

GODIŠNJA NERAVNOMJERNOST SAOBRAĆAJNOG TOKA TRAFFIC FLOW ANNUAL VARIATION

Automatski brojač broj - Automatic counter number
 Lokalitet - Location / Stacionaža - Mileage [km+m]
 Broj puta - Road number / Dionica - Section

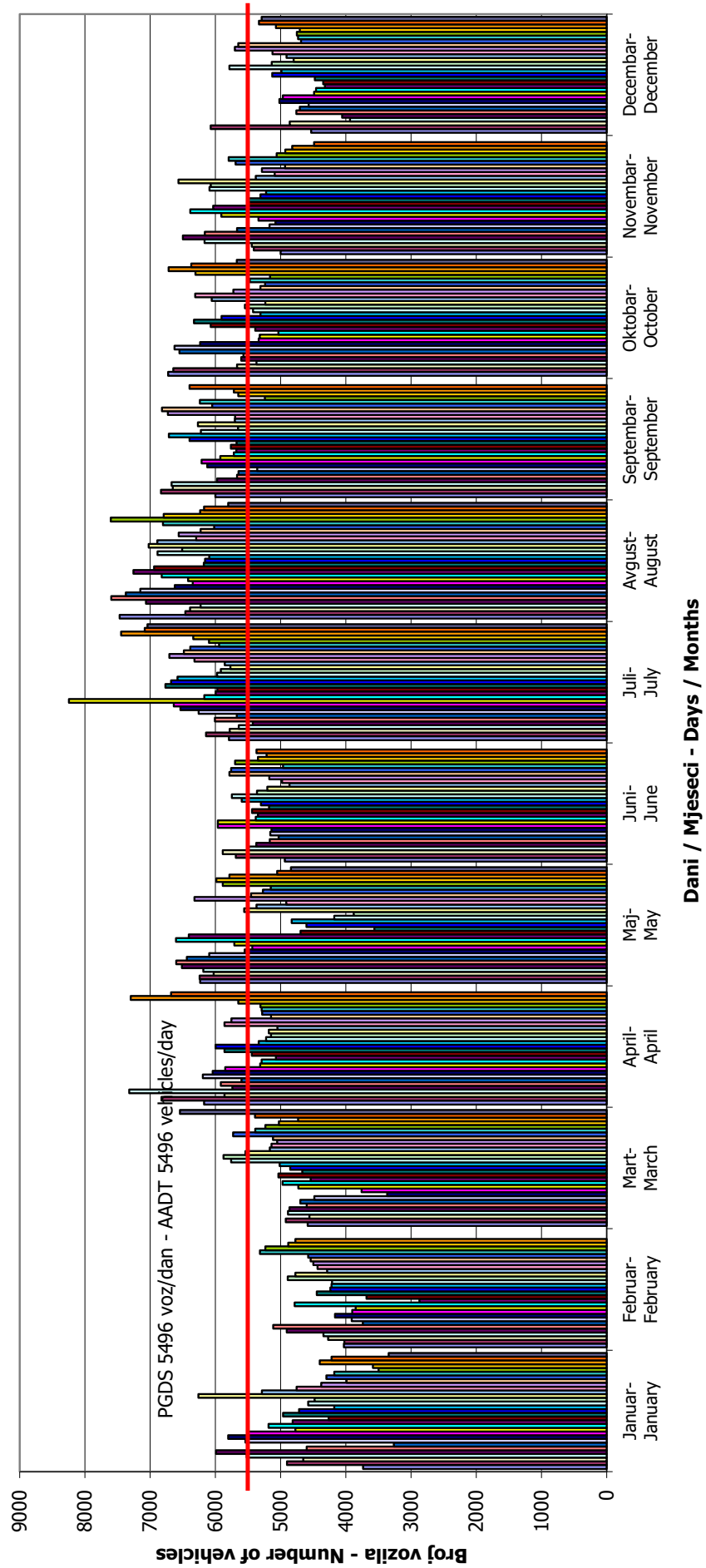
000028
 Trnjaci / 8+520,00
 M 18 (MI-115) / Rača - Gojsovac



**DNEVNA NERAVNOMJERNOST SAOBRAĆAJNOG TOKA
 TRAFFIC FLOW DAILY VARIATION**

000028
 Trnjaci / 8+520,00
 M 18 (MI-115) / Rača - Gojsovac

Automatski brojač broj - Automatic counter number
 Lokalityet - Location / Stacionaža - Mileage [km+rm]
 Broj puta - Road number/ Dionica - Section

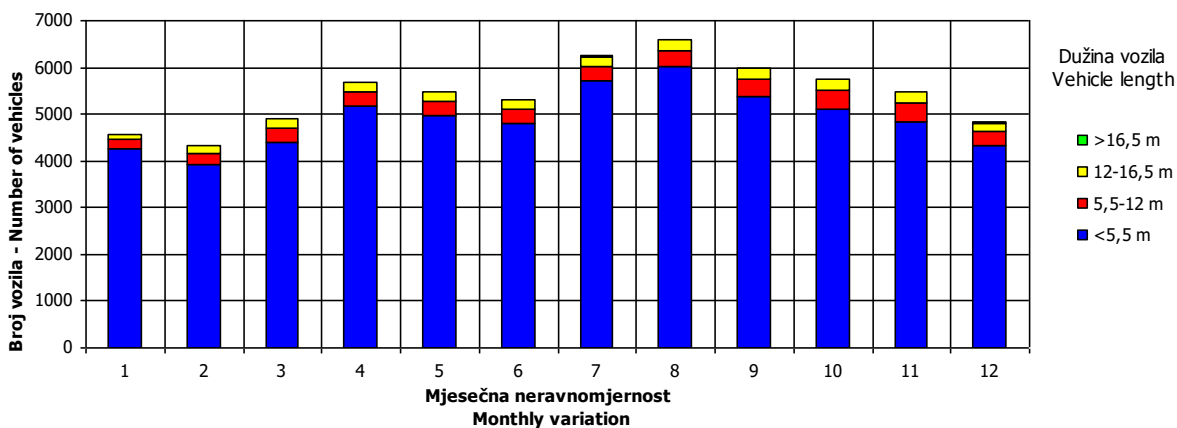
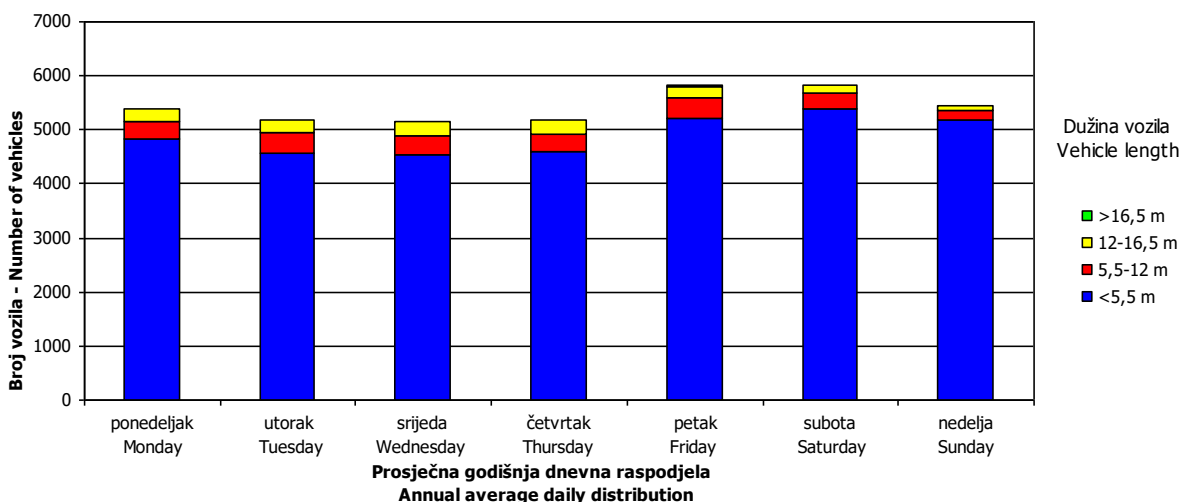
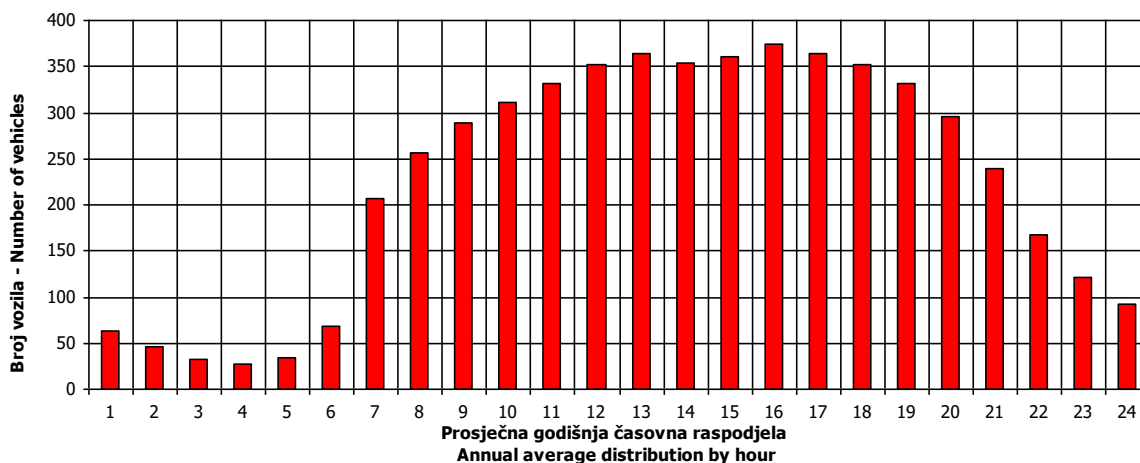


VREMENSKA RASPODJELA SAOBRAĆAJNOG TOKA TRAFFIC FLOW TIME DISTRIBUTION

Automatski brojač broj - Automatic counter number
 Lokalizet - Location / Stacionaža - Mileage [km+m]
 Broj puta - Road number / Dionica - Section

000028
 Trnjaci / 8+520,00
 M 18 (MI-115) / Rača - Gojsovac

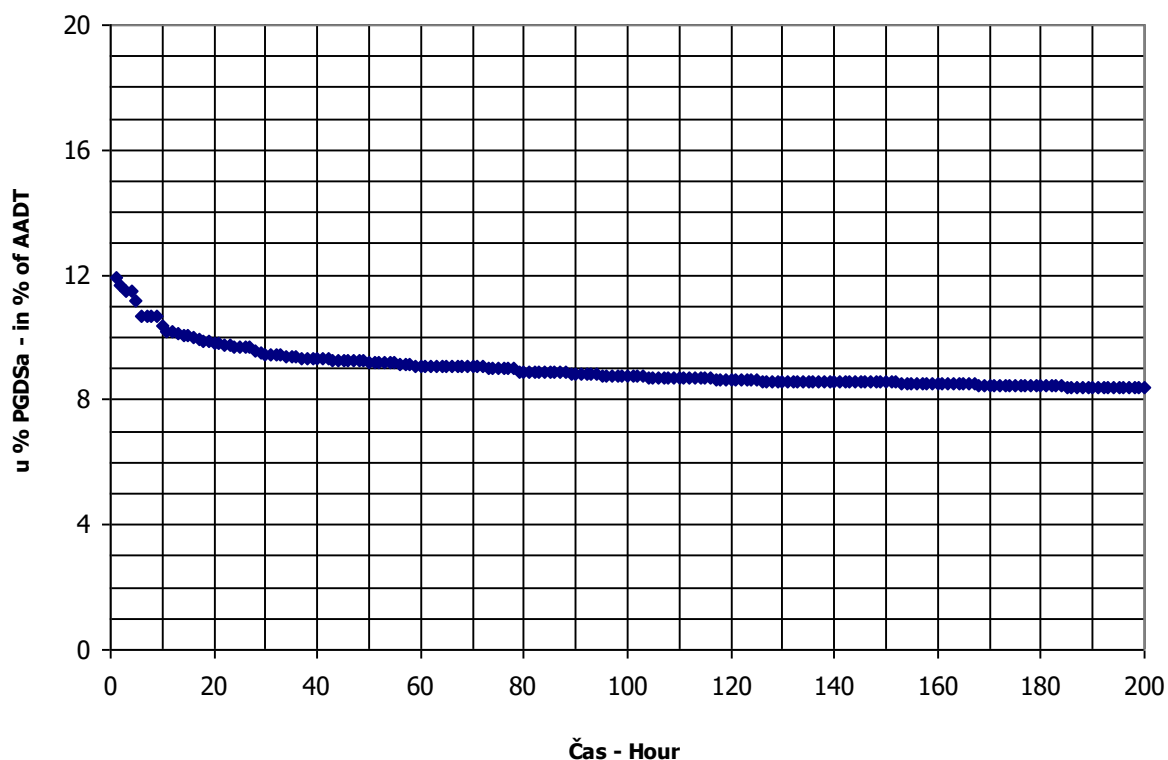
PGDS 5496 voz/dan AADT 5496 veh/day



SATNA DISTRIBUCIJA SAOBRAĆAJNOG TOKA
TRAFFIC FLOW HOURLY DISTRIBUTION

Automatski brojač broj - Automatic counter number 000028
 Lokalitet - Location / Stacionaža - Mileage [km+m] Trnjaci / 8+520,00
 Broj puta - Road number / Dionica - Section M 18 (MI-115) / Rača - Gojsovac

PGDS - AADT	5496 voz/dan - veh/day							
Čas - Hour	Maksimalni vršni sat - Maximum peak hour	10	20	30	40	50	100	200
Sat u danu - Hour of day	12	17	19	17	14	13	18	18
Sat u godini - Hour in year	3013	5058	6908	5226	5391	5750	5347	5899
Dan - Day of week	subota - Saturday	nedelja - Sunday	nedelja - Sunday	nedelja - Sunday	nedelja - Sunday	ponedeljak - Monday	petak - Friday	nedelja - Sunday
Datum - Date	6	30	15	6	13	28	11	3
Mjesec - Month	Maj - May	Juli - July	Oktobar - October	Avgust - August	Avgust - August	Avgust - August	Avgust - August	Septembar - September
Vrijednost - Value	537	473	448	435	426	421	404	384
% - percent	11.23	9.89	9.37	9.10	8.91	8.80	8.45	8.03



AUTOMATSKI BROJAČ UNIŠTEN
AUTOMATIC COUNTER DESTROYED

BRONJE VOZILA NA MREŽI PUTEVA U REPUBLICI SRPSKOJ – 2017. GODINA
VEHICLE COUNTING ON THE ROAD NETWORK OF THE REPUBLIC OF SRPSKA – YEAR 2017

MJESEČNI BROJ VOZILA
MONTHLY NUMBER OF VEHICLES

Automatski brojač broj - Automatic counter number

000030

Lokalitet - Location / Stacionaža - Mileage [km+m]

Koččinovac / 8+020,00

Broj puta - Road number / Dionica - Section

M 14.1 (MI-115) / Bijeljina 2 - Glavičice

	Mjesec - Month											
	Januar- January	Februar- February	Mart- March	April- April	Maj- May	Juni- June	Juli- July	August- August	Septembar- September	Oktober- October	Novembar- November	Decembar- December
1	5264	6491	7221	7613	7589	7385	8621	11270	8664	9476	8135	6735
2	6842	6527	7130	8472	8014	8507	8138	9463	9508	7545	7457	6720
3	6318	6309	7028	8001	8674	8794	7875	9483	8921	8463	7788	6668
4	8699	6610	6874	8247	8686	8262	8188	10312	8347	7846	8733	5924
5	9284	7520	6923	8121	9560	8026	7853	10696	8742	8099	8729	7279
6	5771	8243	6323	8821	8762	8353	8412	11218	8152	7948	7414	7514
7	5078	5251	7160	8335	8915	7903	8317	10689	8104	8472	8245	7018
8	7604	6495	7024	8893	8327	8037	8746	10605	8428	8907	7900	7063
9	7426	6533	5466	8059	8528	7925	8762	9996	9082	7843	7581	7606
10	6569	6474	5825	6825	8632	8276	7940	9754	8738	8302	7696	7166
11	7787	6235	7053	7988	9967	8233	9131	9842	7478	8735	8217	6195
12	7348	7144	6734	7761	9517	7562	8845	10089	7999	7972	8274	7183
13	7773	4579	5845	7429	9018	7811	8408	10436	8550	8431	7524	7355
14	6332	5285	7163	7778	8140	8326	8391	9851	8232	8663	8067	6930
15	7605	6693	7404	8590	7861	7508	9464	9859	8314	8706	7874	6878
16	6745	6310	7185	7863	7450	7779	9356	9606	8745	7053	7355	7388
17	5749	6556	7437	7199	7324	8157	8472	9450	8996	8122	7615	6968
18	7427	6508	7762	8725	7430	8291	9055	9636	7484	8280	8389	8336
19	7081	7262	7547	7512	7747	7597	8975	10123	8358	8215	7941	7841
20	9111	6819	6799	7568	8525	8139	8686	9398	9453	8217	7606	7416
21	7582	5838	7733	7722	8574	7506	9005	9167	8270	8820	7808	7326
22	6984	6912	7439	8071	7475	5728	9747	9195	8297	8627	7682	7730
23	6128	6903	6936	7811	9003	7221	9826	9286	8679	7191	7453	8731
24	5081	6880	6908	6951	8915	8156	8951	8740	8451	8303	7925	8055
25	6901	6971	7514	7739	7699	7673	9833	8796	7333	8121	8172	6388
26	6634	7563	6747	8042	7776	6627	8902	9348	9108	8492	8173	7969
27	5206	7075	6798	7729	8459	7787	8825	9423	9553	7752	6846	7520
28	5503	6286	7088	8150	8020	7834	9205	8272	7921	8807	7910	8001
29	6133	7496	7354	8472	7283	7385	10490	8761	8455	8901	7820	7639
30	6209		6705	7826	7773	8112	10229	8914	8468	7655	7458	8707
31	4818		9522		6898		10161	8444		8140		8562
Ukupno- Total	209016	191750	218628	238303	256551	234941	276841	300177	254848	256075	235767	228752
Prosjek- Average	6742	6612	7053	7943	8276	7831	8930	9683	8495	8260	7859	7379
Godišnji prosjek (PGDS) - Annual average (AADT)												7928

BROJANJE VOZILA NA MREŽI PUTEVA U REPUBLICI SRPSKOJ – 2017. GODINA
VEHICLE COUNTING ON THE ROAD NETWORK OF THE REPUBLIC OF SRPSKA – YEAR 2017

STRUKTURA SAOBRAĆAJNOG TOKA
TRAFFIC FLOW COMPOSITION

Automatski brojač broj - Automatic counter number
 Lokalizet - Location / Stacionaža - Mileage [km+m]
 Broj puta - Road number / Dionica - Section

000030
 Kojčinovac / 8+020,00
 M 14.1 (MI-115) / Bijeljina 2 - Glavičice

Mjesec - Month	Smjer - Direction	Dužina vozila - Vehicle length								Ukupno - Total
		< 5,5 m	(%)	5,5 - 12 m	(%)	12 - 16,5 m	(%)	< 16,5 m	(%)	
Januar - January	I	98937	95.0	4463	4.3	775	0.7	15	0.0	104189
	II	99208	94.6	4748	4.5	839	0.8	31	0.0	104827
	ukupno - total	198145	94.8	9211	4.4	1614	0.8	46	0.0	209016
Februar - February	I	90602	94.0	4723	4.9	1005	1.0	15	0.0	96344
	II	89380	93.7	4980	5.2	1022	1.1	23	0.0	95405
	ukupno - total	179982	93.9	9703	5.1	2027	1.1	38	0.0	191750
Mart - March	I	102943	93.3	5971	5.4	1361	1.2	15	0.0	110290
	II	101074	93.3	6092	5.6	1156	1.1	16	0.0	108338
	ukupno - total	204018	93.3	12062	5.5	2517	1.2	31	0.0	218628
April - April	I	114463	94.1	5744	4.7	1420	1.2	26	0.0	121653
	II	109436	93.8	6060	5.2	1134	1.0	20	0.0	116650
	ukupno - total	223899	94.0	11804	5.0	2554	1.1	46	0.0	238303
Maj - May	I	120393	93.9	6288	4.9	1445	1.1	23	0.0	128150
	II	120449	93.8	6596	5.1	1325	1.0	30	0.0	128400
	ukupno - total	240842	93.9	12884	5.0	2771	1.1	53	0.0	256551
Juni - June	I	108978	93.7	5938	5.1	1340	1.2	21	0.0	116277
	II	111433	93.9	6070	5.1	1140	1.0	21	0.0	118664
	ukupno - total	220410	93.8	12009	5.1	2479	1.1	42	0.0	234941
Juli - July	I	134689	94.4	6419	4.5	1506	1.1	19	0.0	142633
	II	126449	94.2	6514	4.9	1229	0.9	16	0.0	134208
	ukupno - total	261137	94.3	12934	4.7	2735	1.0	35	0.0	276841
Avgust - August	I	139622	93.9	7331	4.9	1691	1.1	26	0.0	148671
	II	143020	94.4	7148	4.7	1315	0.9	23	0.0	151506
	ukupno - total	282642	94.2	14479	4.8	3006	1.0	49	0.0	300177
Septembar - September	I	119539	93.1	7306	5.7	1534	1.2	16	0.0	128395
	II	117516	92.9	7482	5.9	1439	1.1	15	0.0	126453
	ukupno - total	237055	93.0	14788	5.8	2974	1.2	31	0.0	254848
Oktobar - October	I	120172	93.0	7522	5.8	1491	1.2	25	0.0	129210
	II	117211	92.4	8202	6.5	1430	1.1	21	0.0	126864
	ukupno - total	237383	92.7	15724	6.1	2921	1.1	46	0.0	256075
Novembar - November	I	111932	93.3	6668	5.6	1394	1.2	24	0.0	120018
	II	107311	92.7	7117	6.1	1297	1.1	23	0.0	115749
	ukupno - total	219243	93.0	13785	5.8	2691	1.1	47	0.0	235767
Decembar - December	I	106577	93.7	6014	5.3	1162	1.0	23	0.0	113776
	II	107013	93.1	6766	5.9	1174	1.0	23	0.0	114976
	ukupno - total	213589	93.4	12780	5.6	2336	1.0	46	0.0	228752
Ukupno (godišnje) - Total (annual)	I	1368847	93.8	74387	5.1	16123	1.1	250	0.0	1459607
	II	1349499	93.6	77776	5.4	14501	1.0	264	0.0	1442041
	ukupno - total	2718346	93.7	152163	5.2	30625	1.1	514	0.0	2901648
Prosjek (PGDS) - Average (AADT)	I	3740	93.8	203	5.1	44	1.1	1	0.0	3988
	II	3687	93.6	213	5.4	40	1.0	1	0.0	3940
	ukupno - total	7427	93.7	416	5.2	84	1.1	1	0.0	7928

BROJANJE VOZILA NA MREŽI PUTEVA U REPUBLICI SRPSKOJ – 2017. GODINA
VEHICLE COUNTING ON THE ROAD NETWORK OF THE REPUBLIC OF SRPSKA – YEAR 2017

SAOBRAĆAJNI POKAZATELJI

000030
 Kočinovac / 8+020,00
 M 14.1 (MI-115) / Bijeljina 2 - Glavičice

Automatski brojač broj
 Lokalizacija / Stacionaža [km+m]
 Broj puta / Dionica

Mjesec	Snjier	minimalni čas		maksimalni čas		minimalni dan		maksimalni dan		dnevni prosjek (05-21 h)	noćni prosjek (21-05 h)	projekat radnim danom	projekat vikendom	ljetni prosjek
		datum/dan	čas	voz/h	datum/dan	čas	voz/dan	datum/dan	voz/dan					
Januar	I	31/utorak	2	3	12	364	2184	20/petak	3763	2503	312	2919	2626	
	II	19/četvrtak	2	1	16	305	2219	20/petak	3665	2537	301	2914	2700	
	I-II	26/četvrtak	2	8	12	629	4403	20/petak	7428	5040	613	5833	5326	
Februar	I	8/srijeda	3	1	10	378	2236	12/nedjelja	3675	2497	263	2778	2714	
	II	1/srijeda	2	2	14	326	2324	25/subota	3613	2520	234	2766	2722	
	I-II	8/srijeda	3	4	10	634	4560	12/nedjelja	7288	5017	496	5545	5436	
Mart	I	15/srijeda	3	1	14	291	1813	13/ponedjeljak	3313	2524	271	2813	2744	
	II	10/petak	1	1	7	289	1851	13/ponedjeljak	3215	2552	240	2806	2753	
	I-II	15/srijeda	3	4	14	505	3664	13/ponedjeljak	6528	5076	512	5619	5497	
April	I	18/utorak	2	3	13	345	2934	2/nedjelja	4052	3068	404	3497	3435	
	II	5/srijeda	1	4	7	323	2952	17/ponedjeljak	4043	3057	384	3475	3389	
	I-II	13/četvrtak	2	14	16	584	5919	2/nedjelja	8059	6125	788	6972	6824	
Maj	I	16/utorak	2	7	12	402	2959	1/ponedjeljak	4610	3122	438	3568	3542	
	II	24/srijeda	3	6	12	345	3226	6/subota	4496	3159	442	3578	3658	
	I-II	24/srijeda	3	17	12	747	6185	1/ponedjeljak	9106	6281	880	7146	7200	
Juni	I	9/petak	1	6	12	324	3240	25/nedjelja	4145	3255	431	3692	3672	3685
	II	7/srijeda	2	8	6	333	3325	20/utorak	4151	3237	446	3682	3686	3683
	I-II	9/petak	1	16	12	546	6696	20/utorak	8296	6492	877	7374	7358	7369
Juli	I	12/srijeda	3	10	16	312	3194	2/nedjelja	4711	3433	567	4014	3959	4000
	II	12/srijeda	2	8	12	425	3267	30/nedjelja	4443	3386	549	3965	3873	3935
	I-II	12/srijeda	3	22	12	688	6461	2/nedjelja	9030	6819	1116	7980	7843	7935
Avgust	I	30/srijeda	3	5	16	409	3651	2/srijeda	5379	3686	535	4207	4260	4221
	II	31/četvrtak	3	5	12	343	3741	30/srijeda	5186	3767	557	4301	4392	4324
	I-II	30/srijeda	3	10	16	739	7392	30/srijeda	10565	7453	1092	8508	8653	8545
Septembar	I	20/srijeda	3	6	15	328	3275	17/nedjelja	4088	3319	413	3749	3689	3731
	II	28/četvrtak	2	4	7	332	3422	17/nedjelja	4117	3342	401	3737	3757	3743
	I-II	20/srijeda	3	14	13	612	6697	17/nedjelja	8191	6661	813	7486	7446	7474
Oktobar	I	31/utorak	2	3	15	355	3333	15/nedjelja	4279	3255	381	3639	3629	
	II	27/petak	3	4	7	314	3341	25/srijeda	4178	3286	347	3627	3648	
	I-II	31/utorak	2	8	15	622	6738	29/petak	8457	6540	728	7265	7277	
Novembar	I	30/četvrtak	1	5	347	2722	21/utorak	4130	3059	349	3423	3369		
	II	30/četvrtak	2	3	17	296	22/srijeda	4071	3100	308	3408	3409		
	I-II	30/četvrtak	2	9	12	617	5473	22/srijeda	8201	6159	657	6831	6777	
Decembar	I	5/utorak	3	1	14	376	2969	29/petak	4401	3046	367	3440	3354	
	II	14/četvrtak	2	3	12	329	3009	3/nedjelja	4272	3055	318	3413	3290	
	I-II	18/ponedjeljak	3	9	14	696	5978	29/petak	8673	6100	686	6853	6644	
Godna	I	8.1/srijeda	3	1	16	409	1813	13.3/ponedjeljak	5379	3067	395	3483	3415	3913
	II	19.1/četvrtak	2	1	12	425	1851	13.3/ponedjeljak	5186	3087	378	3479	3434	3925
	I-II	8.2/srijeda	3	4	12	747	3664	13.3/ponedjeljak	10565	6154	774	6962	6849	7837

BROJANJE VOZILA NA MREŽI PUTEVA U REPUBLICI SRPSKOJ – 2017. GODINA
VEHICLE COUNTING ON THE ROAD NETWORK OF THE REPUBLIC OF SRPSKA – YEAR 2017

TRAFFIC PARAMETERS

Automatic counter number
 Location / Mileage [km+m]
 Road number / Section

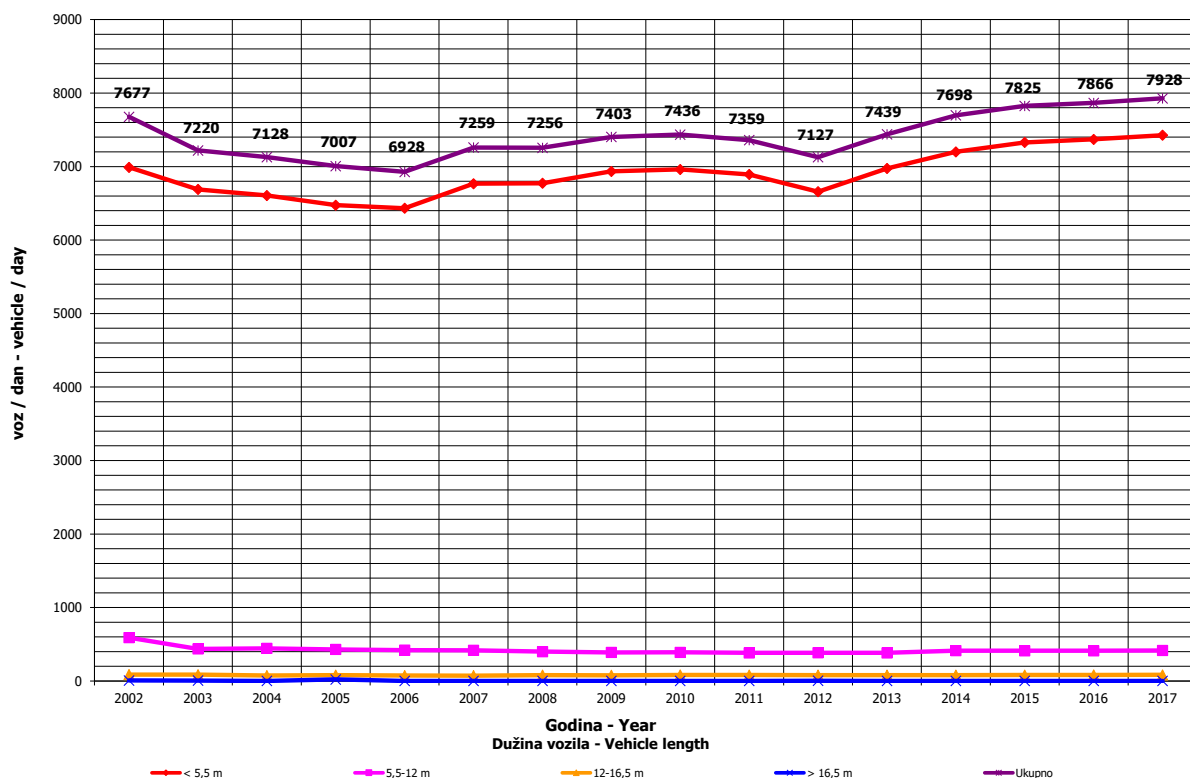
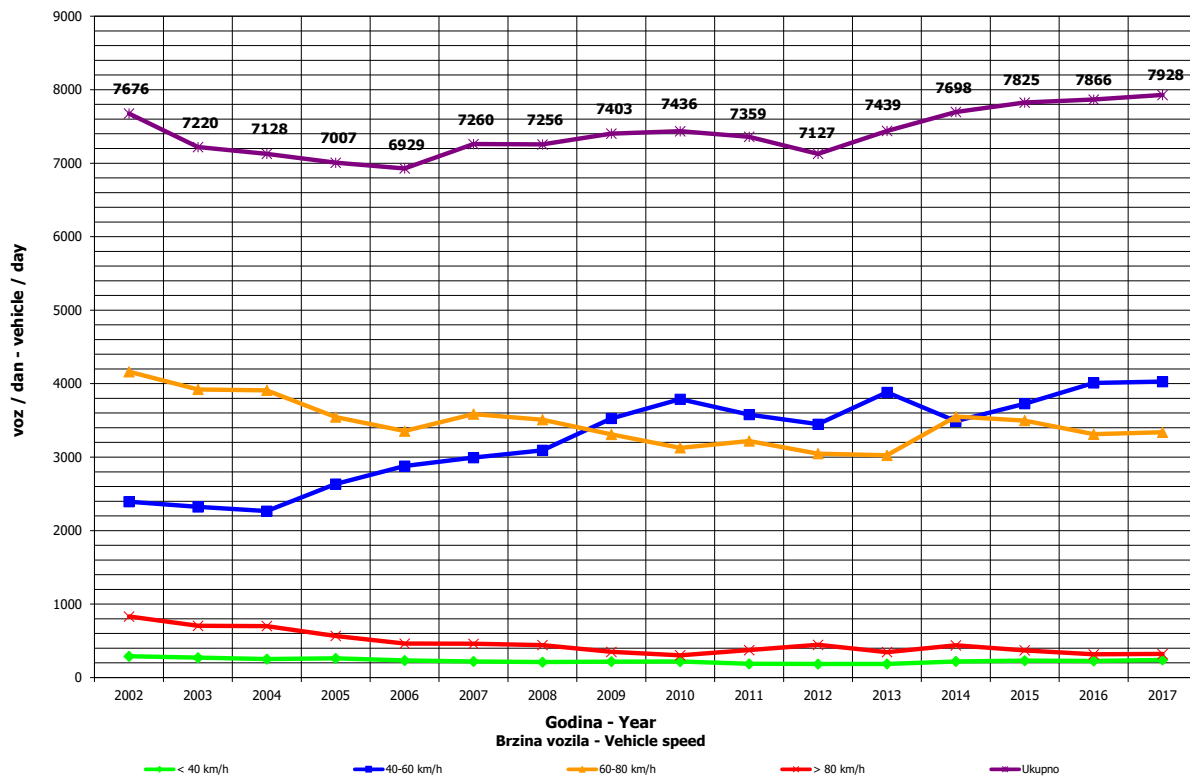
000030
 Kojčinovac / 8+020,00
 M 14.1 (MI-115) / Bijeljina 2 - Glavičice

Month	Direction	minimum hour		maximum hour		veh/h		veh/day		veh/h		minimum day		maximum day		day time average (5-21 h)	night average (21-05 h)	working day average	weekend average	summer average
		date/day	hour	date/day	hour	veh/h	veh/h	date/day	veh/day	date/day	veh/day	date/day	veh/day	date/day	veh/day					
January	I	31/Tuesday	2	3	20/Friday	12	364	25/Wednesday	2184	20/Friday	3763	2503	312	2919	2626					
	II	19/Thursday	2	1	20/Friday	16	305	25/Wednesday	2219	20/Friday	3665	2537	301	2914	2700					
	I-II	26/Thursday	2	8	20/Friday	12	629	25/Wednesday	4403	20/Friday	7428	5040	613	5833	5326					
February	I	8/Wednesday	3	1	25/Saturday	10	378	12/Sunday	2236	25/Saturday	3675	2497	263	2778	2714					
	II	1/Wednesday	2	2	25/Saturday	14	326	12/Sunday	2324	25/Saturday	3613	2520	234	2766	2722					
	I-II	8/Wednesday	3	4	25/Saturday	10	634	12/Sunday	4560	25/Saturday	7288	5017	496	5545	5436					
March	I	15/Wednesday	3	1	3/Friday	14	291	13/Monday	1813	31/Friday	3313	2524	271	2813	2744					
	II	10/Friday	1	1	20/Monday	7	289	13/Monday	1851	31/Friday	3215	2552	240	2806	2753					
	I-II	15/Wednesday	3	4	3/Friday	14	505	13/Monday	3664	31/Friday	6528	5076	512	5619	5497					
April	I	18/Tuesday	2	3	30/Sunday	13	345	2/Sunday	2934	14/Friday	4052	3068	404	3497	3435					
	II	5/Wednesday	1	4	21/Monday	7	323	2/Sunday	2952	17/Monday	4043	3057	384	3475	3389					
	I-II	13/Thursday	2	14	28/Friday	16	584	2/Sunday	5919	25/Tuesday	8059	6125	788	6972	6824					
May	I	16/Tuesday	2	7	6/Saturday	12	402	1/Monday	2959	6/Saturday	4610	3122	438	3568	3542					
	II	24/Wednesday	3	6	6/Saturday	12	345	1/Monday	3226	6/Saturday	4496	3159	442	3578	3658					
	I-II	24/Wednesday	3	17	6/Saturday	12	747	1/Monday	6185	6/Saturday	9106	6281	880	7146	7200					
June	I	9/Friday	1	6	8/Thursday	12	324	25/Sunday	3240	20/Tuesday	4145	3255	431	3692	3672					
	II	7/Wednesday	2	8	13/Tuesday	6	333	14/Wednesday	3325	20/Tuesday	4151	3237	446	3682	3686					
	I-II	9/Friday	1	16	20/Tuesday	12	546	14/Wednesday	6696	20/Tuesday	8296	6492	877	7374	7358					
July	I	12/Wednesday	3	10	29/Saturday	16	312	2/Sunday	3194	29/Saturday	4711	3433	567	4014	3969					
	II	12/Wednesday	2	8	12/Wednesday	12	425	2/Sunday	3267	30/Sunday	4443	3386	549	3965	3873					
	I-II	12/Wednesday	3	22	12/Wednesday	12	688	2/Sunday	6461	29/Saturday	9030	6819	1116	7980	7843					
August	I	30/Wednesday	3	5	2/Wednesday	16	409	30/Wednesday	3651	2/Wednesday	5379	3686	535	4207	4260					
	II	31/Thursday	3	5	4/Friday	12	343	30/Wednesday	3741	2/Wednesday	5186	3767	557	4301	4324					
	I-II	30/Wednesday	3	10	2/Wednesday	16	739	30/Wednesday	7392	2/Wednesday	10565	7453	1092	8508	8653					
September	I	20/Wednesday	3	6	27/Wednesday	15	328	17/Sunday	3275	2/Saturday	4088	3319	413	3749	3689					
	II	28/Thursday	2	4	18/Monday	7	332	17/Sunday	3422	21/Thursday	4117	3342	401	3737	3757					
	I-II	20/Wednesday	3	14	21/Thursday	13	612	17/Sunday	6697	21/Thursday	8191	6661	813	7486	7446					
October	I	31/Tuesday	2	3	27/Friday	15	355	15/Sunday	3333	27/Friday	4279	3255	381	3639	3629					
	II	27/Friday	3	4	2/Monday	7	314	25/Wednesday	3341	27/Friday	4178	3286	347	3627	3648					
	I-II	31/Tuesday	2	8	27/Friday	15	622	25/Wednesday	6738	27/Friday	8457	6540	728	7265	7277					
November	I	30/Thursday	1	5	21/Tuesday	15	347	22/Wednesday	2722	21/Tuesday	4130	3059	349	3423	3369					
	II	30/Thursday	2	3	21/Tuesday	17	296	22/Wednesday	2751	21/Tuesday	4071	3100	308	3408	3409					
	I-II	30/Thursday	2	9	21/Tuesday	12	617	22/Wednesday	5473	21/Tuesday	8201	6159	657	6831	6777					
December	I	5/Thursday	3	1	29/Friday	14	376	3/Sunday	2969	29/Friday	4401	3046	367	3440	3354					
	II	14/Thursday	2	3	30/Saturday	12	329	3/Sunday	3009	29/Friday	4272	3055	318	3413	3290					
	I-II	14/Thursday	3	9	29/Friday	14	696	3/Sunday	5978	29/Friday	8673	6100	686	6853	6644					
Year	I	8.1/Wednesday	3	1	2.8/Wednesday	16	409	13.3/Monday	1813	2.8/Wednesday	5579	3067	395	3483	3415					
	II	19.1/Thursday	2	1	12.7/Wednesday	12	425	13.3/Monday	1851	2.8/Wednesday	5186	3087	378	3479	3434					
	I-II	8.2/Wednesday	3	4	6.5/Saturday	12	747	13.3/Monday	3664	2.8/Wednesday	10565	6154	774	6962	6849					

GODIŠNJA NERAVNOMJERNOST SAOBRAĆAJNOG TOKA TRAFFIC FLOW ANNUAL VARIATION

Automatski brojač broj - Automatic counter number
 Lokalitet - Location / Stacionaža - Mileage [km+m]
 Broj puta - Road number / Dionica - Section

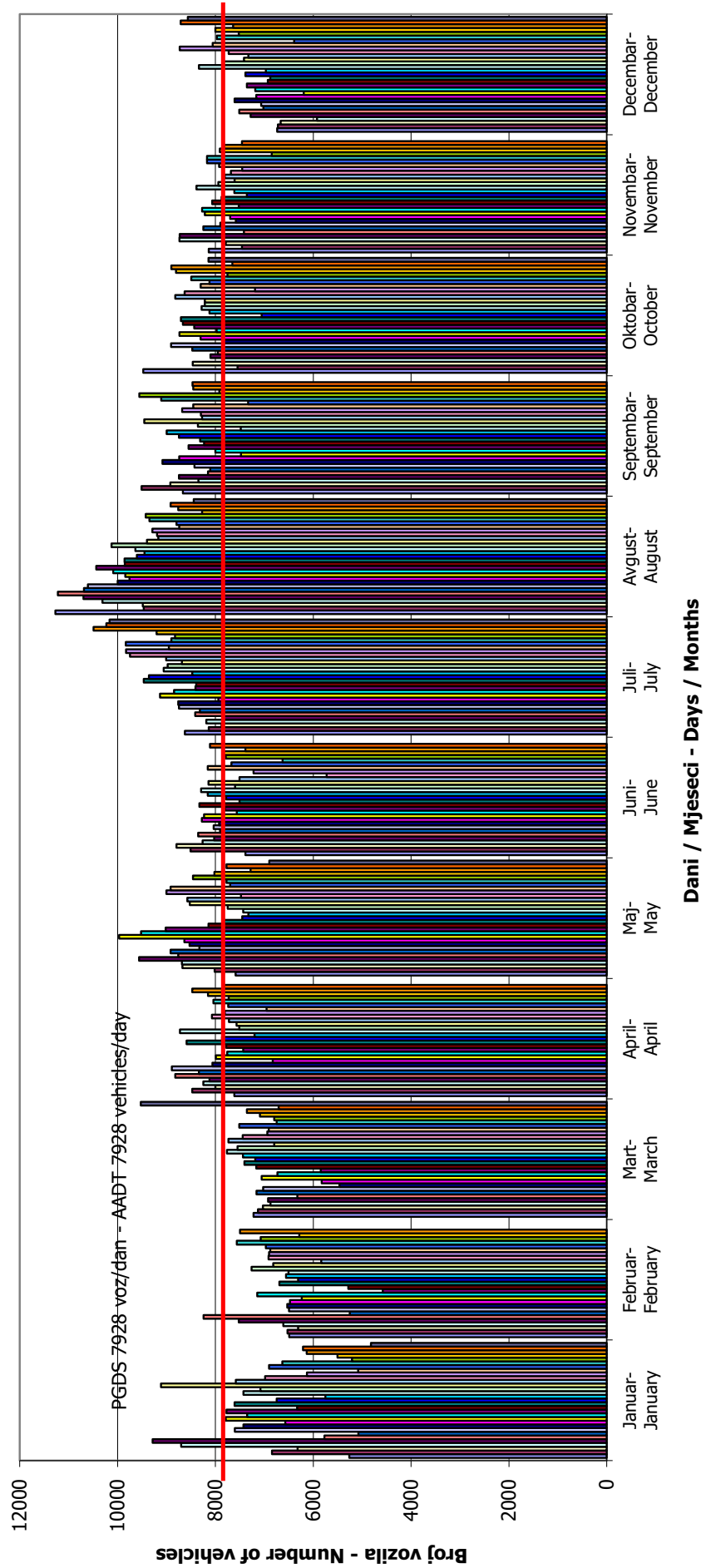
000030
 Kojčinovac / 8+020,00
 M 14.1 (MI-115) / Bijeljina 2 - Glavičice



**DNEVNA NERAVNOMJERNOST SAOBRAĆAJNOG TOKA
 TRAFFIC FLOW DAILY VARIATION**

Automatski brojač broj - Automatic counter number
 Lokalizet - Location / Stacionaža - Mileage [km+m]
 Broj puta - Road number/ Dionica - Section

000030
 Kojčinovac / 8+020,00
 M 14.1 (MI-115) / Bijeljina 2 - Glavičice

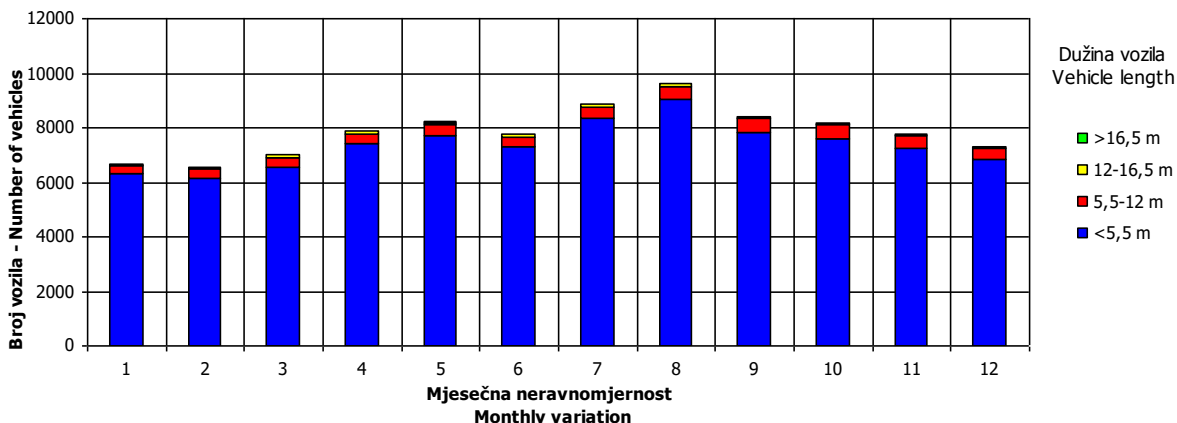
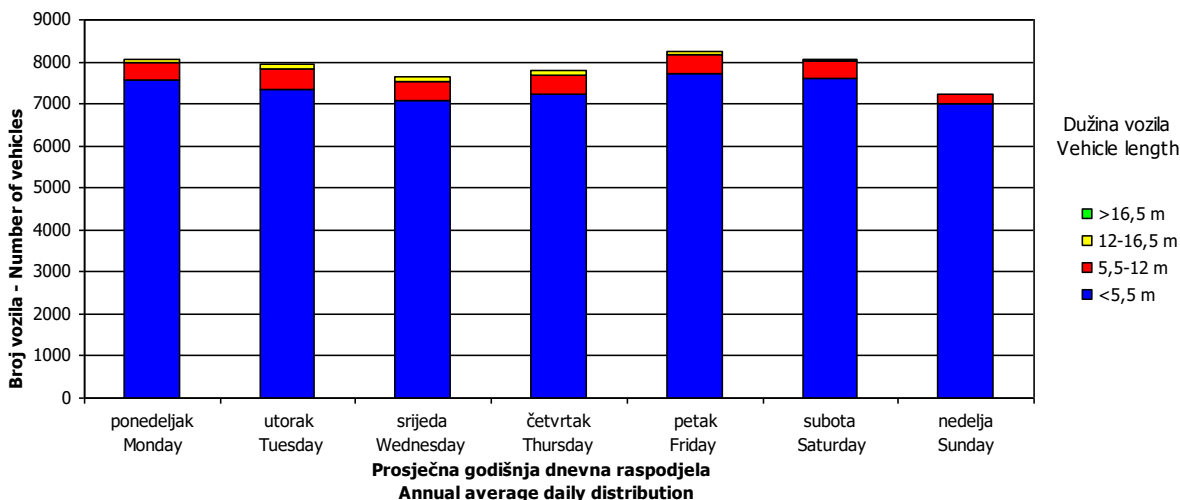
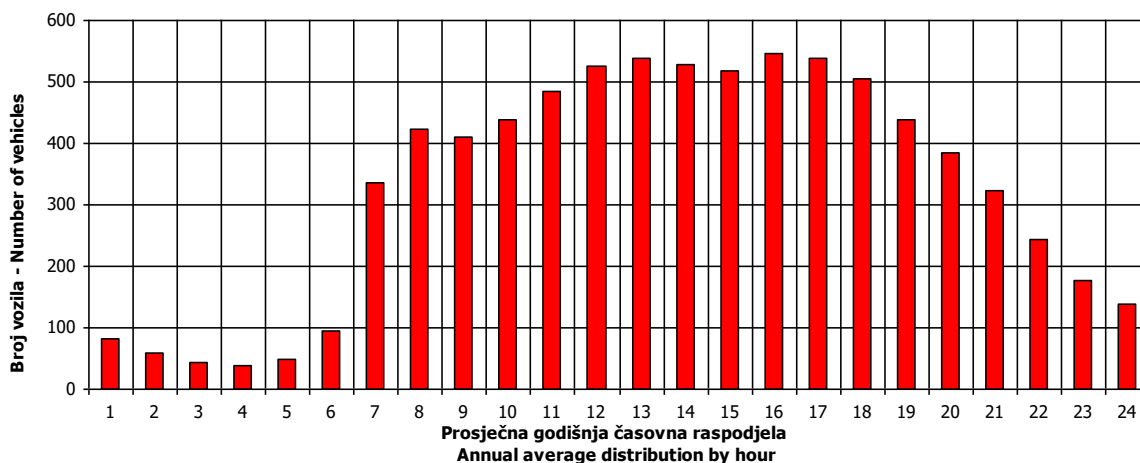


VREMENSKA RASPODJELA SAOBRAĆAJNOG TOKA TRAFFIC FLOW TIME DISTRIBUTION

Automatski brojač broj - Automatic counter number
 Lokalizet - Location / Stacionaža - Mileage [km+m]
 Broj puta - Road number / Dionica - Section

000030
 Kojčinovac / 8+020,00
 M 14.1 (MI-115) / Bijeljina 2 - Glavičice

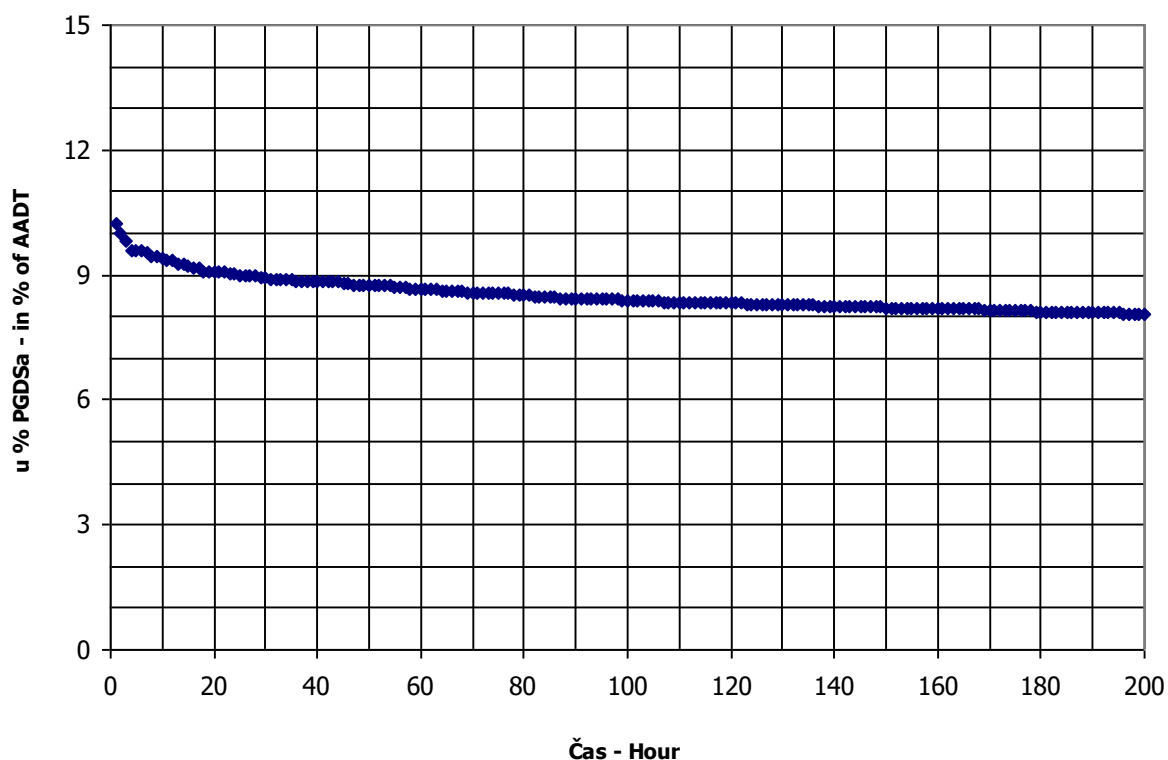
PGDS 7928 voz/dan AADT 7928 veh/day



SATNA DISTRIBUCIJA SAOBRAĆAJNOG TOKA
TRAFFIC FLOW HOURLY DISTRIBUTION

Automatski brojač broj - Automatic counter number 000030
 Lokalitet - Location / Stacionaža - Mileage [km+m] Kojčinovac / 8+020,00
 Broj puta - Road number / Dionica - Section M 14.1 (MI-115) / Bijeljina 2 - Glavičice

PGDS - AADT	7928 voz/dan - veh/day							
Čas - Hour	Maksimalni vršni sat - Maximum peak hour	10	20	30	40	50	100	200
Sat u danu - Hour of day	12	12	11	12	13	16	13	10
Sat u godini - Hour in year	3013	5173	3012	5365	3014	7793	5342	4571
Dan - Day of week	subota - Saturday	petak - Friday	subota - Saturday	subota - Saturday	subota - Saturday	utorak - Tuesday	petak - Friday	ponedeljak - Monday
Datum - Date	6	4	6	12	6	21	11	10
Mjesec - Month	Maj - May	Avgust - August	Maj - May	Avgust - August	Maj - May	Novembar - November	Avgust - August	Juli - July
Vrijednost - Value	747	678	642	633	626	616	586	552
% - percent	10.78	9.79	9.27	9.14	9.04	8.89	8.46	7.97



BRONJE VOZILA NA MREŽI PUTEVA U REPUBLICI SRPSKOJ – 2017. GODINA
VEHICLE COUNTING ON THE ROAD NETWORK OF THE REPUBLIC OF SRPSKA – YEAR 2017

MJESEČNI BROJ VOZILA
MONTHLY NUMBER OF VEHICLES

Automatski brojač broj - Automatic counter number

000031

Lokalitet - Location / Stacionaža - Mileage [km+m]

Tršić / 16+160,00

Broj puta - Road number / Dionica - Section

M 19 (MI-115) / Šepak - Karakaj 3

	Mjesec - Month											
	Januar- January	Februar- February	Mart- March	April- April	Maj- May	Jun- June	Jul- July	August- August	Septembar- September	Oktober- October	Novembar- November	Decembar- December
1	5097	5384	5358	6485	6108	6382	7037	9054	6597	7742	5923	5815
2	6491	5171	5533	7816	6185	7439	6661	8086	7338	7088	5881	6697
3	5091	3460	5339	6945	6990	7363	6477	8132	7222	6914	6008	6486
4	6748	4957	5651	7572	7061	6952	6903	7989	6662	6235	6574	5614
5	7152	5945	5477	7203	7557	7039	6330	8909	6611	6229	6748	5949
6	4629	5685	4863	6534	5674	6682	6984	9095	6247	6087	5873	5570
7	4441	5451	5610	6643	7223	6095	6577	8826	6396	6883	6493	5597
8	6659	5335	5221	7159	6987	6398	7450	8926	6605	6965	5627	5648
9	6360	4920	4199	6511	6966	6162	7261	7555	7354	6661	5896	5915
10	5740	4958	4479	5685	7251	7210	6979	7643	6900	6418	6326	5637
11	5935	5118	5896	5963	8852	7272	8375	7695	6337	6394	6878	4656
12	5532	6173	5319	5832	7436	7053	7210	8437	6435	6130	6443	5691
13	6049	6763	4907	5825	8030	7346	7089	8288	6292	6475	6074	5452
14	5232	4731	5719	5957	6928	7162	7097	7894	6233	6935	6231	5152
15	5975	5709	5470	6771	6254	6063	7927	7494	6531	6741	6283	5034
16	5635	5282	5565	6409	6325	6186	7908	7013	7243	6233	6051	5714
17	4682	4836	5689	5692	6230	6664	7826	7036	7111	6250	6145	5221
18	5711	5689	6684	5908	6196	6418	7914	7935	6337	6123	7116	6842
19	5481	5783	6283	5725	6363	5782	7256	7900	6678	6287	6861	5764
20	6470	5450	5590	5883	6853	6109	6614	7690	7091	6147	7458	5676
21	6087	4854	5940	5852	6713	5698	7408	7380	6588	7011	6468	5589
22	5362	5380	5434	6759	6291	5192	8779	6919	6654	6605	5756	5801
23	4556	5184	5649	6213	6385	6106	10360	6904	7307	6006	5919	6818
24	3747	5517	5812	5523	6042	6983	9187	6855	6950	6174	5816	6364
25	5114	5359	6717	6167	5875	6527	8103	7052	6220	5775	6690	5151
26	5336	6157	5704	5922	6698	5540	7319	7937	7212	6250	6241	5917
27	5151	5880	5059	5907	7416	6862	7432	7829	6842	6048	5339	5910
28	5256	5148	5925	6246	7346	6498	7436	7046	6143	6932	5842	5454
29	5624	5814	5296	7902	6675	6094	9160	6978	6614	7104	5630	6263
30	5528		5457	6102	6668	6236	8587	6844	7686	7180	5358	6771
31	4127		7791		6200		8776	6608		6550		6843
Ukupno- Total	170955	156031	173571	191099	209821	195468	236410	239945	202458	202651	185931	180989
Prosjek- Average	5515	5380	5599	6370	6768	6516	7626	7740	6749	6537	6198	5838
Godišnji prosjek (PGDS) - Annual average (AADT)												6408

BROJANJE VOZILA NA MREŽI PUTEVA U REPUBLICI SRPSKOJ – 2017. GODINA
VEHICLE COUNTING ON THE ROAD NETWORK OF THE REPUBLIC OF SRPSKA – YEAR 2017

STRUKTURA SAOBRAĆAJNOG TOKA
TRAFFIC FLOW COMPOSITION

Automatski brojač broj - Automatic counter number
 Lokalizet - Location / Stacionaža - Mileage [km+m]
 Broj puta - Road number / Dionica - Section

000031
 Tršić / 16+160,00
 M 19 (MI-115) / Šepak - Karakaj 3

Mjesec - Month	Smjer - Direction	Dužina vozila - Vehicle length								Ukupno - Total
		< 5,5 m	(%)	5,5 - 12 m	(%)	12 - 16,5 m	(%)	< 16,5 m	(%)	
Januar - January	I	78957	93.4	4529	5.4	996	1.2	39	0.0	84521
	II	81550	94.3	3980	4.6	888	1.0	16	0.0	86434
	ukupno - total	160507	93.9	8509	5.0	1883	1.1	55	0.0	170955
Februar - February	I	71880	92.2	4841	6.2	1225	1.6	29	0.0	77974
	II	72227	92.5	4705	6.0	1110	1.4	16	0.0	78057
	ukupno - total	144106	92.4	9545	6.1	2334	1.5	45	0.0	156031
Mart - March	I	79593	91.7	5699	6.6	1436	1.7	47	0.1	86776
	II	80166	92.4	5337	6.1	1271	1.5	20	0.0	86794
	ukupno - total	159759	92.0	11036	6.4	2707	1.6	68	0.0	173571
April - April	I	87776	92.0	5932	6.2	1615	1.7	53	0.1	95376
	II	88909	92.9	5453	5.7	1347	1.4	14	0.0	95722
	ukupno - total	176685	92.5	11385	6.0	2962	1.5	68	0.0	191099
Maj - May	I	96890	92.4	6549	6.2	1449	1.4	20	0.0	104907
	II	97133	92.6	6398	6.1	1362	1.3	21	0.0	104914
	ukupno - total	194022	92.5	12947	6.2	2810	1.3	41	0.0	209821
Juni - June	I	90273	92.2	6150	6.3	1481	1.5	39	0.0	97944
	II	90413	92.7	5778	5.9	1323	1.4	10	0.0	97524
	ukupno - total	180686	92.4	11928	6.1	2804	1.4	49	0.0	195468
Juli - July	I	110139	92.6	6771	5.7	1975	1.7	45	0.0	118931
	II	109329	93.1	6383	5.4	1747	1.5	20	0.0	117479
	ukupno - total	219468	92.8	13155	5.6	3722	1.6	66	0.0	236410
Avgust - August	I	109451	92.3	7019	5.9	2000	1.7	52	0.0	118522
	II	113109	93.2	6504	5.4	1789	1.5	20	0.0	121422
	ukupno - total	222560	92.8	13523	5.6	3790	1.6	73	0.0	239945
Septembar - September	I	91501	90.8	7430	7.4	1821	1.8	65	0.1	100816
	II	93135	91.6	6917	6.8	1574	1.5	16	0.0	101642
	ukupno - total	184636	91.2	14347	7.1	3394	1.7	81	0.0	202458
Oktobar - October	I	91538	90.4	8002	7.9	1624	1.6	59	0.1	101223
	II	92671	91.4	7281	7.2	1468	1.4	8	0.0	101428
	ukupno - total	184209	90.9	15283	7.5	3092	1.5	67	0.0	202651
Novembar - November	I	85170	91.3	6564	7.0	1543	1.7	50	0.1	93328
	II	85311	92.1	5871	6.3	1405	1.5	17	0.0	92604
	ukupno - total	170481	91.7	12434	6.7	2948	1.6	68	0.0	185931
Decembar - December	I	83550	92.2	5698	6.3	1352	1.5	53	0.1	90654
	II	83929	92.9	5228	5.8	1169	1.3	9	0.0	90335
	ukupno - total	167479	92.5	10926	6.0	2521	1.4	63	0.0	180989
Ukupno (godišnje) - Total (annual)	I	1076719	92.0	75184	6.4	18516	1.6	554	0.0	1170972
	II	1087880	92.6	69835	5.9	16452	1.4	189	0.0	1174356
	ukupno - total	2164599	92.3	145019	6.2	34968	1.5	742	0.0	2345328
Prosjek (PGDS) - Average (AADT)	I	2942	92.0	205	6.4	51	1.6	2	0.0	3199
	II	2972	92.6	191	5.9	45	1.4	1	0.0	3209
	ukupno - total	5914	92.3	396	6.2	96	1.5	2	0.0	6408

BRONJE VOZILA NA MREZI PUTEVA U REPUBLICI SRPSKOJ – 2017. GODINA
VEHICLE COUNTING ON THE ROAD NETWORK OF THE REPUBLIC OF SRPSKA – YEAR 2017

SAOBRAĆAJNI POKAZATELJI

000031

Tršić / 16+160,00

M 19 (MI-115) / Šepak - Karakaj 3

Automatski brojač broj

Lokalizet / Stacionaža [km+m]

Broj puta / Dionica

Mjesec	Snjier	minimaini čas			maksimaini čas			minimaini dan		maksimaini dan		dnevni prosjek (05-21 h)	noćni prosjek (21-05 h)	projsek radnim danom	projsek vikendom	ljetni prosjek
		datum/dan	čas	voz/h	datum/dan	čas	voz/h	datum/dan	voz/dan							
Januar	I	11./srjeda	1	0	19./četvrtak	16	258	26./četvrtak	1106	4./snjeda	3165	1956	270	2187	2297	
	II	25./srjeda	2	0	19./četvrtak	16	290	26./četvrtak	1056	19./četvrtak	3054	1943	278	2148	2354	
	I-II	25./srjeda	3	3	19./četvrtak	16	548	26./četvrtak	2162	4./snjeda	6209	3899	548	4335	4651	
Februar	I	28./utorak	1	1	24./petak	6	202	14./utorak	1503	25./subota	2446	1708	200	1899	1932	
	II	28./utorak	2	1	20./ponedeljak	15	222	14./utorak	1529	25./subota	2373	1697	202	1874	1963	
	I-II	28./utorak	3	4	6./ponedeljak	11	382	14./utorak	3032	25./subota	4819	3405	402	3773	3894	
Mart	I	15./srjeda	3	2	22./srjeda	6	228	5./nedelja	1241	31./petak	2835	1961	215	2236	2002	
	II	29./srjeda	3	3	24./petak	15	283	5./nedelja	1437	31./petak	2854	1950	223	2215	2051	
	I-II	16./četvrtak	1	7	24./petak	15	468	5./nedelja	2678	31./petak	5689	3911	437	4451	4053	
April	I	11./utorak	2	4	15./subota	17	275	12./srjeda	2410	15./subota	3700	2516	353	2853	2893	
	II	6./četvrtak	3	3	28./petak	15	327	21./petak	2348	15./subota	3665	2507	359	2860	2874	
	I-II	26./srjeda	3	10	28./petak	15	537	12./srjeda	4882	15./subota	7365	5023	712	5713	5767	
Maj	I	11./četvrtak	2	1	6./subota	11	288	1./ponedeljak	2270	6./subota	3709	2569	356	2899	2989	
	II	12./petak	2	5	6./subota	11	297	1./ponedeljak	2435	6./subota	3766	2592	359	2910	3053	
	I-II	11./četvrtak	2	10	6./subota	11	585	1./ponedeljak	4705	6./subota	7475	5161	715	5809	6042	
Juni	I	13./utorak	2	5	26./ponedeljak	6	295	11./nedelja	2437	30./petak	3235	2464	376	2886	2745	2839
	II	8./četvrtak	2	3	2./petak	15	285	28./srjeda	2521	1./četvrtak	3211	2461	370	2867	2757	2830
	I-II	8./četvrtak	2	10	2./petak	15	469	11./nedelja	5024	1./četvrtak	6374	4924	745	5753	5503	5669
Juli	I	27./četvrtak	2	8	10./ponedeljak	6	287	2./nedelja	2754	23./nedelja	3909	2737	525	3241	3306	3262
	II	27./četvrtak	2	7	29./subota	17	312	4./utorak	2751	23./nedelja	3989	2763	476	3232	3253	3239
	I-II	12./srjeda	2	21	23./nedelja	18	546	4./utorak	5524	23./nedelja	7898	5500	1001	6473	6558	6501
Avgust	I	29./utorak	3	7	4./petak	12	268	30./srjeda	2848	4./petak	3986	2861	471	3337	3318	3332
	II	30./srjeda	2	7	28./ponedeljak	15	334	30./srjeda	2966	4./petak	3928	2933	471	3406	3396	3403
	I-II	30./srjeda	2	22	4./petak	15	557	30./srjeda	5814	4./petak	7914	5794	941	6742	6714	6735
Septembar	I	12./utorak	1	5	27./srjeda	18	295	12./utorak	2767	30./subota	3462	2745	370	3108	3130	3115
	II	6./srjeda	2	4	21./četvrtak	15	322	12./utorak	2785	11./ponedeljak	3486	2765	379	3127	3184	3144
	I-II	20./srjeda	2	12	21./četvrtak	15	529	12./utorak	5552	2./subota	6898	5510	749	6235	6314	6259
Oktobar	I	31./utorak	2	3	27./petak	17	255	17./utorak	2580	27./petak	3691	2655	338	2976	3034	
	II	4./srjeda	2	5	27./petak	15	344	17./utorak	2484	27./petak	3659	2647	339	2963	3042	
	I-II	31./utorak	2	12	21./utorak	15	568	17./utorak	5064	27./petak	7350	5302	677	5939	6077	
Novembar	I	8./srjeda	3	2	21./utorak	12	247	5./nedelja	2417	21./utorak	3402	2496	301	2794	2806	
	II	30./četvrtak	2	2	21./utorak	15	307	29./srjeda	2459	21./utorak	3341	2486	300	2772	2821	
	I-II	8./srjeda	3	7	21./utorak	15	541	29./srjeda	4929	21./utorak	6743	4982	601	5566	5627	
Decembar	I	19./utorak	2	5	30./subota	15	267	17./nedelja	2363	29./petak	3551	2442	311	2776	2705	
	II	13./srjeda	2	4	29./petak	15	359	17./nedelja	2351	29./petak	3442	2411	314	2750	2671	
	I-II	21./četvrtak	2	12	29./petak	15	590	17./nedelja	4714	29./petak	6993	4853	625	5527	5375	
Godna	I	11.1./srjeda	1	0	26.6./ponedeljak	6	295	26.1./četvrtak	1106	4.8./petak	3986	2430	342	2772	2771	3140
	II	25.1./srjeda	2	0	29.12./petak	15	359	26.1./četvrtak	1056	23.7./nedelja	3989	2434	340	2767	2790	3157
	I-II	25.1./srjeda	3	3	29.12./petak	15	590	26.1./četvrtak	2162	4.8./petak	7914	4864	682	5539	5562	6296

BROJANJE VOZILA NA MREŽI PUTEVA U REPUBLICI SRPSKOJ – 2017. GODINA
VEHICLE COUNTING ON THE ROAD NETWORK OF THE REPUBLIC OF SRPSKA – YEAR 2017

TRAFFIC PARAMETERS

000031

Trišić / 16+160,00

M 19 (MI-115) / Šepak - Karakaj 3

Automatic counter number

Location / Mileage [km+m]

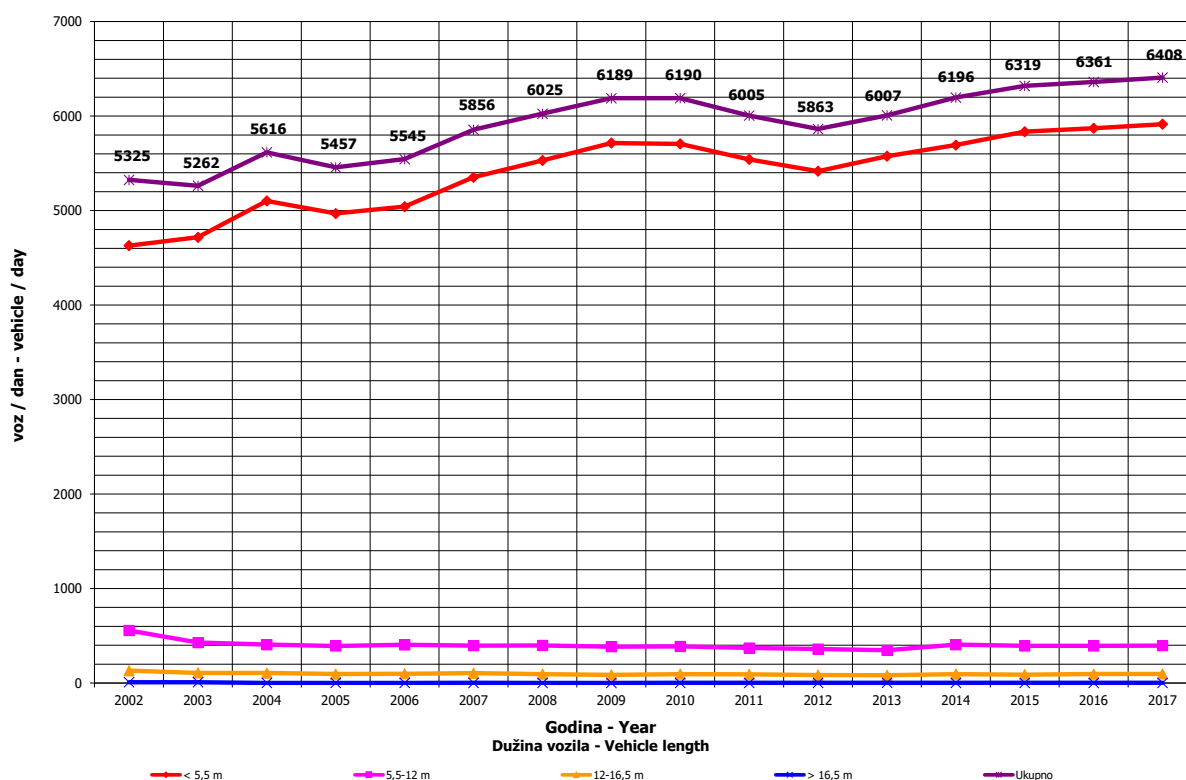
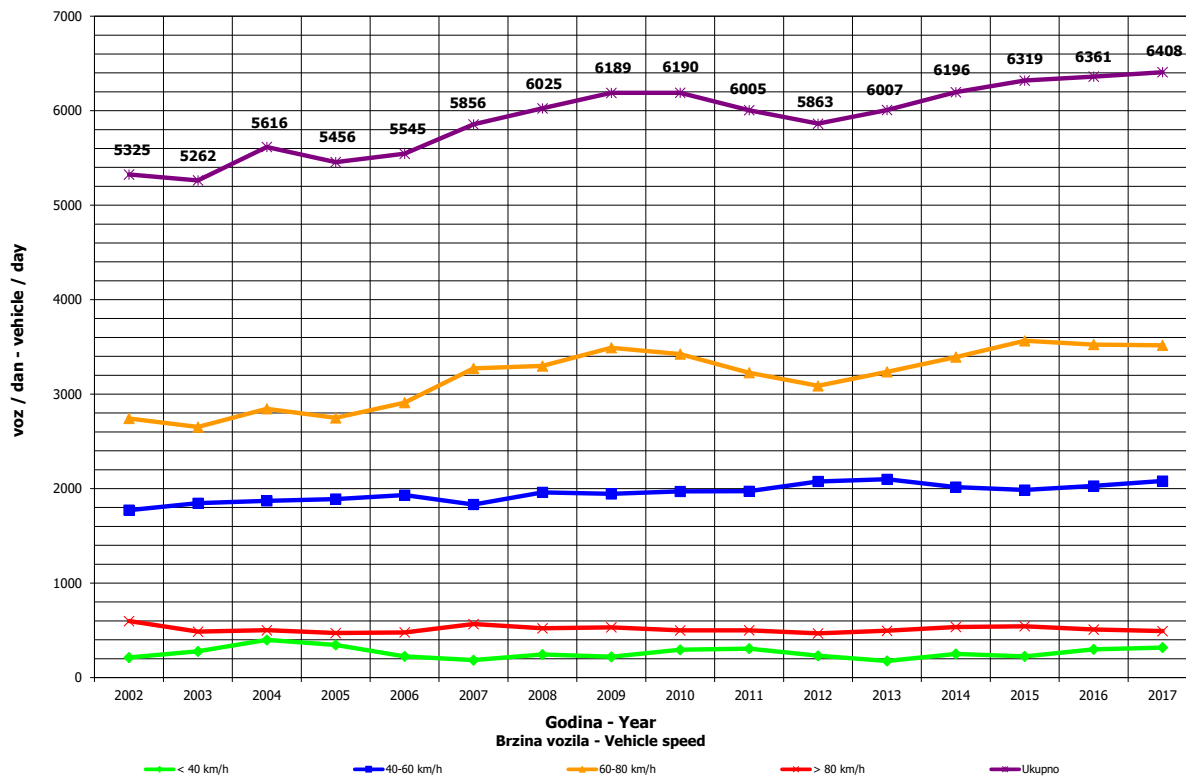
Road number / Section

Month	Direction	minimum hour		maximum hour		veh/h		veh/h		minimum day		maximum day		day time average (5-21 h)	night average (21-05 h)	working day average	weekend average	summer average
		date/day	hour	date/day	hour	veh/h	veh/h	date/day	veh/day	date/day	veh/day							
January	I	11/Wednesday	1	19/Thursday	16	258	1106	26/Thursday	3155	4/Wednesday	3165	1956	270	2187	2297			
	II	25/Wednesday	2	19/Thursday	16	290	1056	26/Thursday	3054	19/Thursday	3054	1943	278	2148	2354			
	I-II	25/Wednesday	3	19/Thursday	16	548	2162	26/Thursday	6209	4/Wednesday	6209	3899	548	4335	4651			
February	I	28/Tuesday	1	24/Friday	6	202	1503	14/Tuesday	2446	25/Saturday	2446	1708	200	1899	1932			
	II	28/Tuesday	2	20/Monday	15	222	1529	14/Tuesday	2373	25/Saturday	2373	1697	202	1874	1963			
	I-II	28/Tuesday	1	6/Monday	11	382	3032	14/Tuesday	4819	25/Saturday	4819	3405	402	3773	3894			
March	I	15/Wednesday	3	22/Wednesday	6	228	1241	5/Sunday	2835	31/Friday	2835	1961	215	2236	2002			
	II	29/Wednesday	3	24/Friday	15	283	1437	5/Sunday	2854	31/Friday	2854	1950	223	2215	2051			
	I-II	16/Thursday	1	24/Friday	15	468	2678	5/Sunday	5689	31/Friday	5689	3911	437	4451	4053			
April	I	11/Tuesday	2	15/Saturday	17	275	2410	12/Wednesday	3700	15/Saturday	3700	2516	353	2853	2893			
	II	6/Thursday	3	28/Friday	15	327	2348	21/Friday	3665	15/Saturday	3665	2507	359	2860	2874			
	I-II	26/Wednesday	3	28/Friday	15	537	4882	12/Wednesday	7365	15/Saturday	7365	5023	712	5713	5767			
May	I	11/Thursday	2	6/Saturday	11	288	2270	1/Monday	3709	6/Saturday	3709	2569	356	2899	2989			
	II	12/Friday	2	6/Saturday	11	297	2435	1/Monday	3766	6/Saturday	3766	2592	359	2910	3053			
	I-II	11/Thursday	2	6/Saturday	11	585	4705	1/Monday	7475	6/Saturday	7475	5161	715	5809	6042			
June	I	13/Tuesday	2	26/Monday	6	295	2437	11/Sunday	3235	30/Friday	3235	2464	376	2886	2745			2839
	II	8/Thursday	2	2/Friday	15	285	2521	28/Wednesday	3211	1/Thursday	3211	2461	370	2867	2757			2830
	I-II	8/Thursday	2	2/Friday	15	469	5024	11/Sunday	6374	1/Thursday	6374	4924	745	5753	5503			5669
July	I	12/Wednesday	2	10/Monday	6	287	2754	2/Sunday	3909	23/Sunday	3909	2737	525	3241	3306			3262
	II	27/Thursday	2	29/Saturday	17	312	2751	4/Tuesday	3989	23/Sunday	3989	2763	476	3232	3253			3239
	I-II	12/Wednesday	2	23/Sunday	18	546	5524	4/Tuesday	7898	23/Sunday	7898	5500	1001	6473	6558			6501
August	I	29/Tuesday	3	4/Friday	12	268	2848	30/Wednesday	3986	4/Friday	3986	2861	471	3337	3318			3332
	II	30/Wednesday	2	28/Monday	15	334	2966	30/Wednesday	3928	4/Friday	3928	2933	471	3406	3396			3403
	I-II	30/Wednesday	2	4/Friday	15	557	5814	30/Wednesday	7914	4/Friday	7914	5794	941	6742	6714			6735
September	I	12/Tuesday	1	27/Wednesday	18	295	2767	12/Tuesday	3462	30/Saturday	3462	2745	370	3108	3130			3115
	II	6/Wednesday	2	21/Thursday	15	322	2785	12/Tuesday	3486	11/Monday	3486	2765	379	3127	3184			3144
	I-II	20/Wednesday	2	21/Thursday	15	529	5552	12/Tuesday	6898	2/Saturday	6898	5510	749	6235	6314			6259
October	I	31/Tuesday	2	27/Friday	17	255	2580	17/Tuesday	3691	27/Friday	3691	2655	338	2976	3034			
	II	4/Wednesday	2	27/Friday	15	344	2484	17/Tuesday	3659	27/Friday	3659	2647	339	2963	3042			
	I-II	31/Tuesday	2	27/Friday	15	568	5064	17/Tuesday	7350	27/Friday	7350	5302	677	5939	6077			
November	I	8/Wednesday	3	21/Tuesday	12	247	2417	5/Sunday	3402	21/Tuesday	3402	2496	301	2794	2806			
	II	30/Thursday	2	21/Tuesday	15	307	2459	29/Wednesday	3341	21/Tuesday	3341	2486	300	2772	2821			
	I-II	8/Wednesday	3	21/Tuesday	15	541	4929	29/Wednesday	6743	21/Tuesday	6743	4982	601	5566	5627			
December	I	19/Thursday	2	30/Saturday	15	267	2363	17/Sunday	3551	29/Friday	3551	2442	311	2776	2705			
	II	13/Wednesday	2	29/Friday	15	359	2351	17/Sunday	3442	29/Friday	3442	2411	314	2750	2671			
	I-II	21/Thursday	2	29/Friday	15	590	4714	17/Sunday	6993	29/Friday	6993	4853	625	5527	5375			
Year	I	11-1/Wednesday	1	26.6/Monday	6	295	1106	26.1/Thursday	3986	4.8/Friday	3986	2430	342	2772	2771			3140
	II	25-1/Wednesday	2	29.12/Friday	15	359	1056	26.1/Thursday	3989	23.7/Sunday	3989	2434	340	2767	2790			3157
	I-II	25-1/Wednesday	3	29.12/Friday	15	590	2162	26.1/Thursday	7914	4.8/Friday	7914	4864	682	5539	5562			6296

GODIŠNJA NERAVNOMJERNOST SAOBRAĆAJNOG TOKA TRAFFIC FLOW ANNUAL VARIATION

Automatski brojač broj - Automatic counter number
 Lokalizet - Location / Stacionaža - Mileage [km+m]
 Broj puta - Road number / Dionica - Section

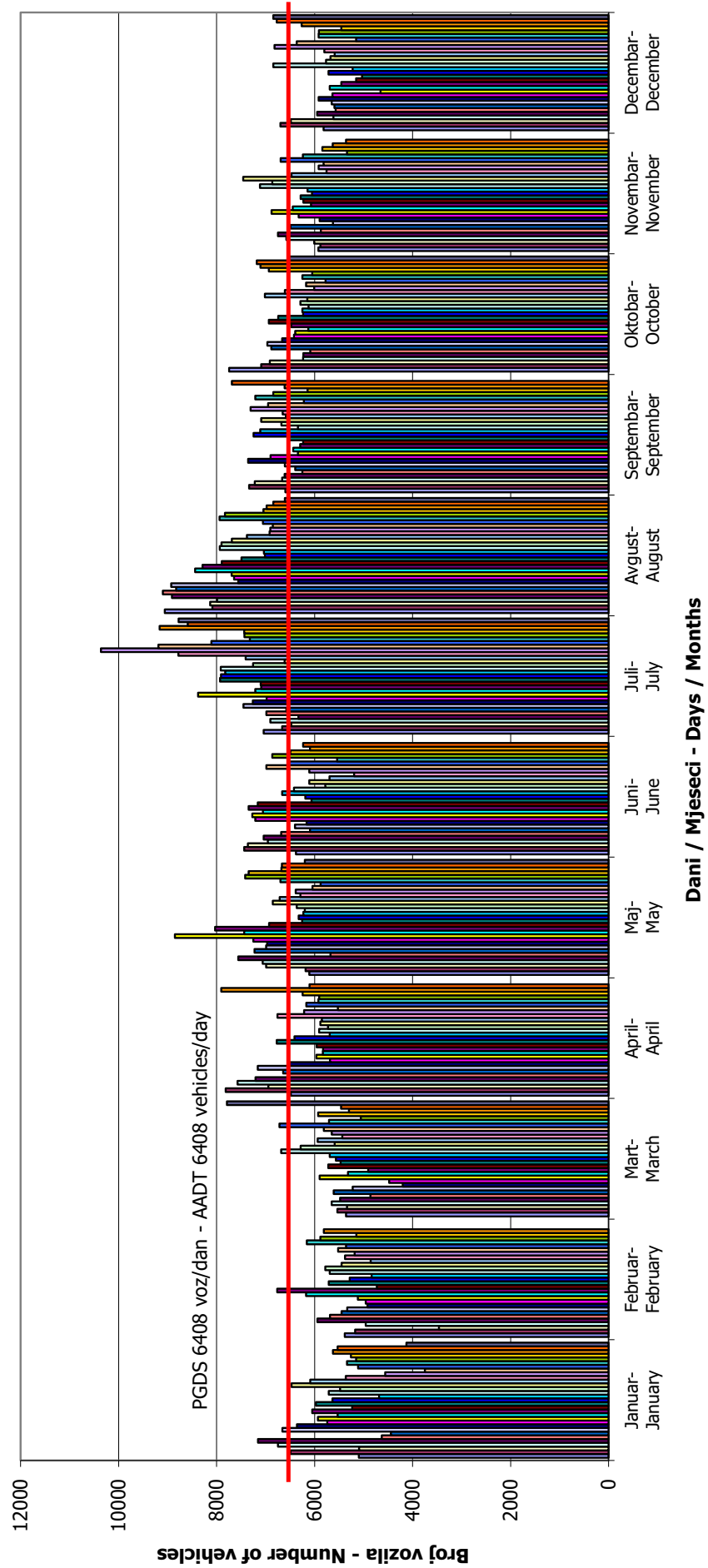
000031
 Tršić / 16+160,00
 M 19 (MI-115) / Šepak - Karakaj 3



**DNEVNA NERAVNOMJERNOST SAOBRAĆAJNOG TOKA
 TRAFFIC FLOW DAILY VARIATION**

Automatski brojač broj - Automatic counter number
 Lokalizet - Location / Stacionaža - Mileage [km+m]
 Broj puta - Road number/ Dionica - Section

000031
 Trišić / 16+160,00
 M 19 (MI-115) / Šepak - Karakaj 3

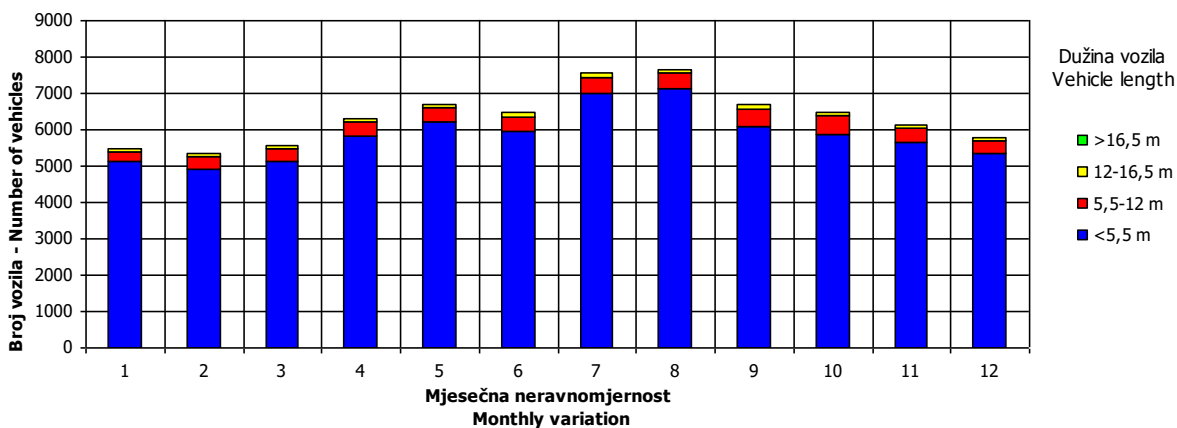
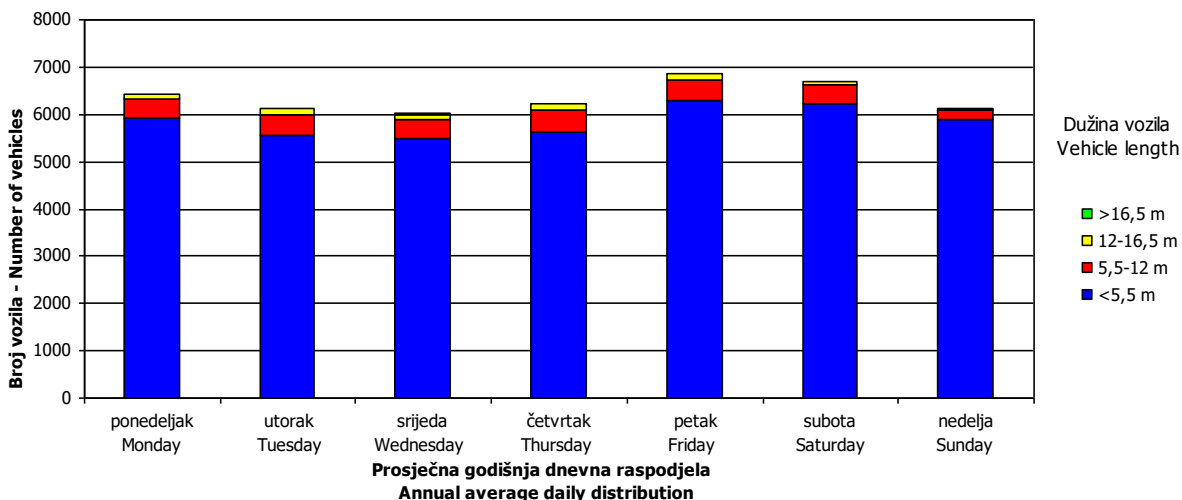
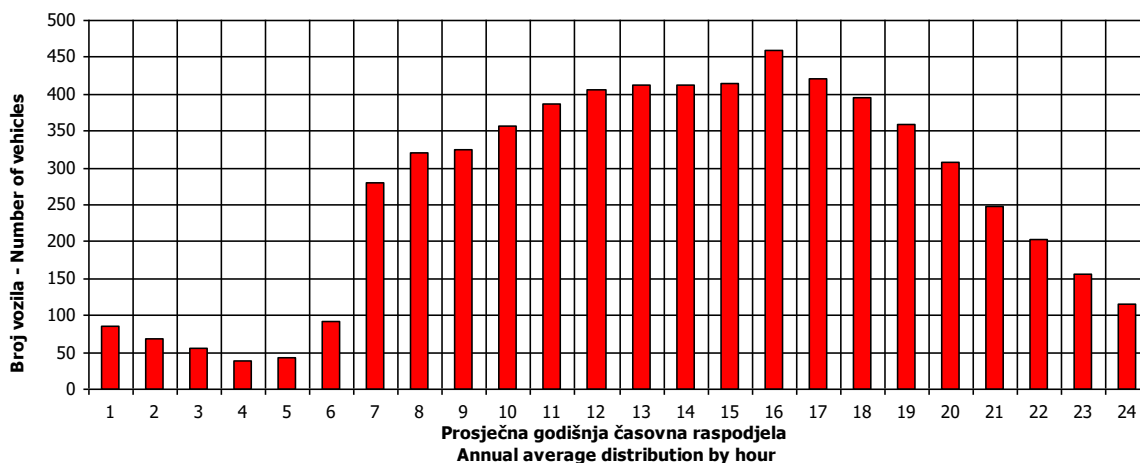


VREMENSKA RASPODJELA SAOBRAĆAJNOG TOKA TRAFFIC FLOW TIME DISTRIBUTION

Automatski brojač broj - Automatic counter number
 Lokalizet - Location / Stacionaža - Mileage [km+m]
 Broj puta - Road number / Dionica - Section

000031
 Tršić / 16+160,00
 M 19 (MI-115) / Šepak - Karakaj 3

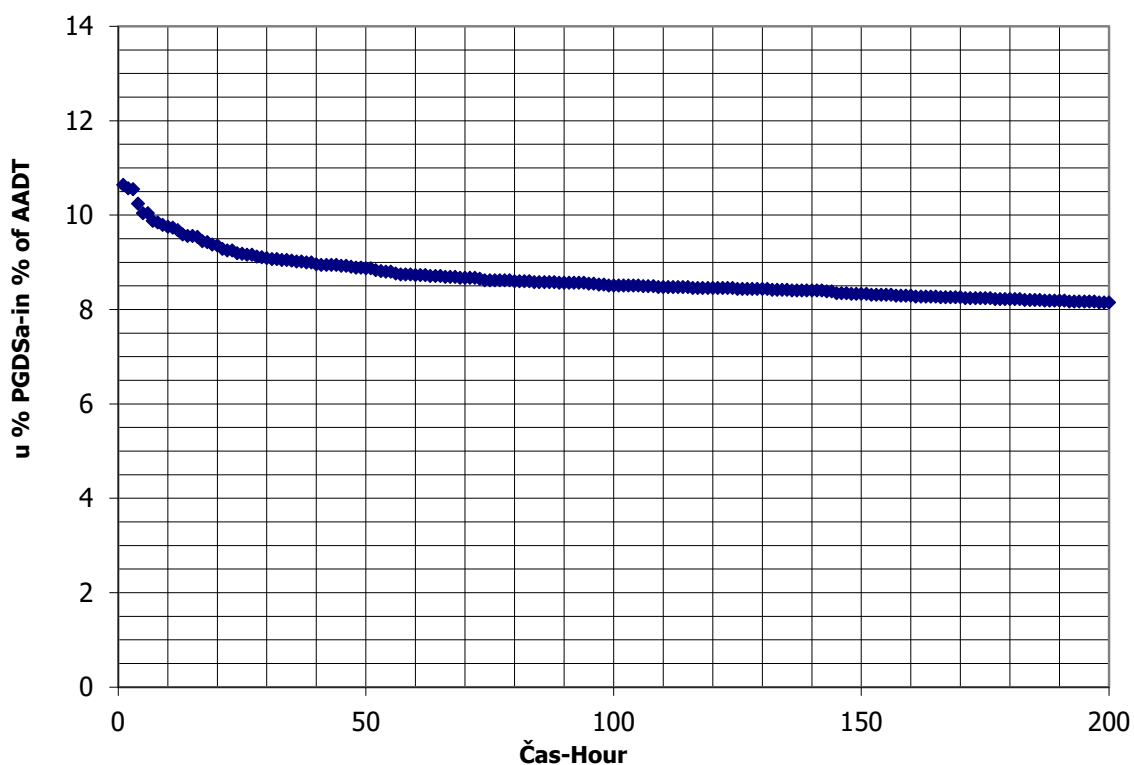
PGDS 6408 voz/dan AADT 6408 veh/day



SATNA DISTRIBUCIJA SAOBRAĆAJNOG TOKA
TRAFFIC FLOW HOURLY DISTRIBUTION

Automatski brojač broj - Automatic counter number 000031
 Lokalizet - Location / Stacionaža - Mileage [km+m] Tršić / 16+160,00
 Broj puta - Road number / Dionica - Section M 19 (MI-115) / Šepak - Karakaj 3

PGDS - AADT	6408 voz/dan - veh/day							
Čas - Hour	Maksimalni vršni sat - Maximum peak hour	10	20	30	40	50	100	200
Sat u danu - Hour of day	15	15	13	14	17	15	12	17
Sat u godini - Hour in year	8704	7792	8630	7191	5178	4672	61	6570
Dan - Day of week	petak - Friday	utorak - Tuesday	utorak - Tuesday	petak - Friday	petak - Friday	petak - Friday	utorak - Tuesday	nedelja - Sunday
Datum - Date	29	21	26	27	4	14	3	1
Mjesec - Month	Decembar - December	Novembar - November	Decembar - December	Oktobar - October	Avgust - August	Juli - July	Januar - January	Oktobar - October
Vrijednost - Value	590	541	519	504	497	492	472	452
% - percent	10.64	9.75	9.36	9.09	8.96	8.87	8.51	8.15



AUTOMATSKI BROJAČ UNIŠTEN
AUTOMATIC COUNTER DESTROYED

AUTOMATSKI BROJAČ UNIŠTEN
AUTOMATIC COUNTER DESTROYED

BROJANJE VOZILA NA MREŽI PUTEVA U REPUBLICI SRPSKOJ – 2017. GODINA
VEHICLE COUNTING ON THE ROAD NETWORK OF THE REPUBLIC OF SRPSKA – YEAR 2017

MJESEČNI BROJ VOZILA
MONTHLY NUMBER OF VEHICLES

Automatski brojač broj - Automatic counter number
 Lokalitet - Location / Stacionaža - Mileage [km+m]
 Broj puta - Road number / Dionica - Section

000034
 Žljebovi / 15+302,00
 M 19 (MI-115) / Han Pijesak 2 - Sokolac

	Mjesec - Month											
	Januar- January	Februar- February	Mart- March	April- April	Maj- May	Juni- June	Juli- July	August- August	Septembar- September	Oktober- October	Novembar- November	Decembar- December
1	910	1024	1451	1973	1999	1518	2213	2600	2092	2031	1687	1312
2	1611	1073	1381	1468	2144	1731	2251	2517	2341	1778	1759	1299
3	1274	1222	1342	1613	1827	2092	2970	2525	2151	1778	1703	1056
4	1310	1335	1446	2382	2153	1891	2161	2531	2301	1732	2011	1152
5	1644	1700	1402	1905	1862	1861	2024	2880	2080	1657	1863	1282
6	1026	1804	1408	1776	2380	1735	2270	2923	1927	1802	2056	1491
7	802	1115	1187	1859	2413	1739	2210	3190	1957	2191	1736	1558
8	1690	1128	1282	2046	2008	1729	2628	3247	1942	2028	1684	1447
9	1703	1229	1008	1867	1780	1998	2809	2764	2275	2492	1476	1303
10	1718	1256	1181	1988	1760	2166	4123	2773	2196	1706	1660	1213
11	1296	1197	1528	1591	1928	2071	2527	2658	2366	1884	2104	1044
12	1369	1575	1194	1536	1956	2018	2288	2682	1893	1825	1835	1149
13	1391	1045	1419	1620	2218	1797	2311	2833	1821	1871	1966	1230
14	1258	1150	1371	1659	1844	1846	2457	3198	1884	2182	1787	1216
15	1602	1508	1433	2045	1835	1855	2735	2552	1969	1862	1613	1215
16	1567	1293	1437	1747	1752	1903	2620	2341	2421	2052	1801	1474
17	1560	1326	1654	1658	1494	2098	2908	2347	2325	1824	1717	1084
18	1387	1305	1980	1615	1599	2290	2475	2695	2329	1842	2173	1299
19	1407	1557	1626	1611	1743	2157	2463	2863	1987	1751	1848	1373
20	1758	1379	1719	1579	2100	1786	2365	2740	2117	1892	2272	1389
21	1694	1179	1562	1797	1826	1776	2396	2939	2098	2140	1890	1332
22	1484	1419	1440	2014	2038	1707	2763	2392	2054	1852	1564	1508
23	1370	1309	1520	1827	1816	1922	2755	2202	2418	1980	1518	1613
24	1243	1442	1609	1723	1922	2332	2910	2599	2146	1668	1586	1343
25	1246	1616	1950	1644	1740	2066	2438	2192	2130	1615	1881	1051
26	1211	1641	1132	1691	1777	1940	2349	2696	1989	1660	1452	1113
27	950	1648	1673	1730	2211	2443	2200	2593	1727	1795	1533	1294
28	993	1512	1562	1891	1875	2252	2437	2797	1830	2194	1475	1127
29	1266	1554	1577	2842	2134	2050	3115	2290	1903	1944	1401	1361
30	1174		1319	2406	1610	2163	3214	2166	2250	2157	1296	1547
31	1083		2281		1577		3720	2028		1828		1376
Ukupno- Total	41973	39517	46047	55083	59313	58917	81110	81788	62919	58994	52317	40221
Prosjek- Average	1354	1363	1485	1836	1913	1964	2616	2638	2097	1903	1744	1297
Godišnji prosjek (PGDS) - Annual average (AADT)												1853

BROJANJE VOZILA NA MREŽI PUTEVA U REPUBLICI SRPSKOJ – 2017. GODINA
VEHICLE COUNTING ON THE ROAD NETWORK OF THE REPUBLIC OF SRPSKA – YEAR 2017

STRUKTURA SAOBRAĆAJNOG TOKA
TRAFFIC FLOW COMPOSITION

Automatski brojač broj - Automatic counter number
 Lokalizet - Location / Stacionaža - Mileage [km+m]
 Broj puta - Road number / Dionica - Section

000034
 Žljebovi / 15+302,00
 M 19 (MI-115) / Han Pijesak 2 - Sokolac

Mjesec - Month	Smjer - Direction	Dužina vozila - Vehicle length								Ukupno - Total
		< 5,5 m	(%)	5,5 - 12 m	(%)	12 - 16,5 m	(%)	< 16,5 m	(%)	
Januar - January	I	18712	89.1	1868	8.9	410	2.0	12	0.1	21001
	II	18687	89.1	1850	8.8	433	2.1	2	0.0	20971
	ukupno - total	37399	89.1	3717	8.9	842	2.0	14	0.0	41973
Februar - February	I	17152	86.5	2131	10.8	516	2.6	18	0.1	19818
	II	17195	87.3	2002	10.2	501	2.5	2	0.0	19699
	ukupno - total	34347	86.9	4133	10.5	1017	2.6	20	0.1	39517
Mart - March	I	19906	86.2	2378	10.3	789	3.4	16	0.1	23088
	II	19988	87.1	2250	9.8	716	3.1	4	0.0	22959
	ukupno - total	39894	86.6	4628	10.1	1505	3.3	20	0.0	46047
April - April	I	24205	87.3	2573	9.3	887	3.2	60	0.2	27725
	II	24302	88.8	2284	8.3	769	2.8	2	0.0	27357
	ukupno - total	48507	88.1	4857	8.8	1655	3.0	62	0.1	55083
Maj - May	I	25957	86.4	2993	10.0	794	2.6	310	1.0	30054
	II	25926	88.6	2508	8.6	820	2.8	5	0.0	29259
	ukupno - total	51884	87.5	5500	9.3	1614	2.7	315	0.5	59313
Juni - June	I	26001	86.6	2976	9.9	774	2.6	287	1.0	30037
	II	25608	88.7	2368	8.2	894	3.1	10	0.0	28880
	ukupno - total	51609	87.6	5343	9.1	1667	2.8	297	0.5	58917
Juli - July	I	38245	90.2	2987	7.0	1107	2.6	60	0.1	42399
	II	35240	91.0	2510	6.5	953	2.5	8	0.0	38711
	ukupno - total	73486	90.6	5496	6.8	2060	2.5	68	0.1	81110
Avgust - August	I	35959	88.9	3120	7.7	1280	3.2	99	0.2	40457
	II	37594	91.0	2716	6.6	1012	2.4	8	0.0	41331
	ukupno - total	73553	89.9	5836	7.1	2292	2.8	107	0.1	81788
Septembar - September	I	26969	86.6	2975	9.6	1088	3.5	109	0.3	31140
	II	28163	88.6	2607	8.2	993	3.1	15	0.0	31779
	ukupno - total	55132	87.6	5582	8.9	2081	3.3	124	0.2	62919
Oktobar - October	I	25395	85.6	3158	10.6	897	3.0	225	0.8	29675
	II	25590	87.3	2697	9.2	1021	3.5	11	0.0	29319
	ukupno - total	50985	86.4	5855	9.9	1918	3.3	236	0.4	58994
Novembar - November	I	22425	85.3	2835	10.8	826	3.1	191	0.7	26277
	II	22624	86.9	2427	9.3	980	3.8	9	0.0	26040
	ukupno - total	45049	86.1	5262	10.1	1806	3.5	200	0.4	52317
Decembar - December	I	17115	85.1	2316	11.5	570	2.8	104	0.5	20105
	II	17363	86.3	2100	10.4	644	3.2	9	0.0	20116
	ukupno - total	34478	85.7	4417	11.0	1214	3.0	113	0.3	40221
Ukupno (godišnje) - Total (annual)	I	298042	87.2	32308	9.5	9936	2.9	1491	0.4	341777
	II	298280	88.7	28318	8.4	9737	2.9	86	0.0	336421
	ukupno - total	596322	87.9	60626	8.9	19673	2.9	1577	0.2	678198
Prosjeak (PGDS) - Average (AADT)	I	814	87.2	88	9.5	27	2.9	4	0.4	934
	II	815	88.7	77	8.4	27	2.9	0	0.0	919
	ukupno - total	1629	87.9	166	8.9	54	2.9	4	0.2	1853

BRONJE VOZILA NA MREZI PUTEVA U REPUBLICI SRPSKOJ – 2017. GODINA
VEHICLE COUNTING ON THE ROAD NETWORK OF THE REPUBLIC OF SRPSKA – YEAR 2017

SAOBRAĆAJNI POKAZATELJI

000034
 Žljebovi / 15+302,00
 M 19 (MI-115) / Han Pijesak 2 - Sokolac

Automatski brojač broj
 Lokalizacija / Stacionaža [km+m]
 Broj puta / Dionica

Mjesec	Snjier	minimaini čas			maksimaini čas			minimaini dan		maksimaini dan		dnevni prosjek (05-21 h)	noćni prosjek (21-05 h)	projek radnim danom	projek vikendom	ljetni prosjek
		datum/dan	čas	voz/h	datum/dan	čas	voz/h	datum/dan	voz/dan							
Januar	I	26/četvrtak	2	0	2/ponedjeljak	16	78	3/8	1/nedjelja	20/petak	699	502	52	558	548	
	II	31/utorak	2	0	21/subota	13	98	3/8	1/nedjelja	21/subota	793	512	41	546	566	
	I-II	25/srijeda	2	1	21/subota	14	160	651	1/nedjelja	21/subota	1472	1015	92	1103	1114	
Februar	I	27/ponedjeljak	2	0	25/subota	10	178	437	12/nedjelja	25/subota	1029	531	54	574	615	
	II	28/utorak	1	0	25/subota	13	139	431	5/nedjelja	25/subota	1032	532	42	558	616	
	I-II	8/srijeda	2	0	25/subota	10	251	874	5/nedjelja	25/subota	2061	1064	96	1131	1231	
Mart	I	31/petak	1	0	4/subota	12	75	259	13/ponedjeljak	31/petak	775	480	55	528	556	
	II	30/četvrtak	4	0	1/srijeda	10	86	264	13/ponedjeljak	31/petak	845	490	42	513	589	
	I-II	10/petak	3	0	4/subota	12	146	523	13/ponedjeljak	31/petak	1620	970	97	1041	1144	
April	I	11/utorak	2	0	21/petak	15	98	604	12/srijeda	21/petak	953	705	84	778	806	
	II	22/subota	1	0	28/petak	16	106	600	12/srijeda	29/subota	1093	704	67	759	789	
	I-II	7/petak	3	2	28/petak	16	174	1204	12/srijeda	29/subota	1995	1408	151	1536	1595	
Maj	I	26/petak	2	1	1/ponedjeljak	18	129	696	10/srijeda	8/ponedjeljak	986	732	97	824	843	
	II	5/petak	3	0	7/nedjelja	14	102	670	10/srijeda	7/nedjelja	1039	737	76	800	844	
	I-II	10/srijeda	2	2	7/nedjelja	15	187	1366	10/srijeda	7/nedjelja	1979	1469	174	1624	1687	
Juni	I	1/četvrtak	3	0	29/četvrtak	0	160	706	7/srijeda	29/četvrtak	1250	760	137	893	905	897
	II	8/četvrtak	2	0	28/srijeda	19	167	678	5/ponedjeljak	28/srijeda	1429	754	91	825	883	844
	I-II	9/četvrtak	2	3	28/srijeda	19	231	1410	7/srijeda	28/srijeda	2657	1514	227	1717	1788	1741
Juli	I	8/četvrtak	3	3	29/subota	17	153	907	3/ponedjeljak	16/nedjelja	1332	920	199	1100	1159	1119
	II	26/srijeda	1	3	30/nedjelja	18	118	843	5/srijeda	30/nedjelja	1357	905	127	1016	1066	1032
	I-II	5/srijeda	3	7	29/subota	17	224	1768	3/ponedjeljak	30/nedjelja	2590	1825	326	2115	2225	2151
Avgust	I	31/četvrtak	2	3	16/srijeda	18	136	846	30/srijeda	4/petak	1316	938	181	1092	1195	1119
	II	25/petak	2	2	20/nedjelja	17	134	985	23/srijeda	20/nedjelja	1487	1004	141	1097	1286	1146
	I-II	31/četvrtak	2	7	27/nedjelja	17	213	1837	30/srijeda	20/nedjelja	2670	1942	322	2189	2481	2264
Septembar	I	28/četvrtak	2	1	3/nedjelja	18	112	807	26/utorak	22/petak	1088	815	121	926	960	936
	II	25/ponedjeljak	1	0	29/petak	14	102	819	19/utorak	1/petak	1121	853	96	925	1004	949
	I-II	28/četvrtak	2	2	1/petak	16	183	1645	28/četvrtak	1/petak	2198	1668	217	1851	1964	1885
Oktobar	I	29/nedjelja	1	1	15/nedjelja	16	124	792	2/ponedjeljak	20/petak	1059	799	107	897	931	
	II	31/utorak	4	0	22/nedjelja	16	100	728	23/ponedjeljak	20/petak	1122	810	82	880	920	
	I-II	31/utorak	4	4	29/nedjelja	16	199	1556	2/ponedjeljak	20/petak	2181	1609	189	1776	1851	
Novembar	I	25/subota	4	0	26/nedjelja	15	98	475	22/srijeda	21/utorak	956	709	84	794	793	
	II	30/četvrtak	2	1	17/petak	15	102	523	22/srijeda	17/petak	1003	723	66	787	794	
	I-II	30/četvrtak	2	2	18/subota	15	187	998	22/srijeda	17/petak	1899	1432	150	1580	1587	
Decembar	I	26/utorak	4	0	3/nedjelja	16	91	561	25/ponedjeljak	29/petak	885	629	72	704	694	
	II	28/četvrtak	1	0	8/petak	15	89	463	30/subota	15/petak	917	621	59	695	647	
	I-II	19/utorak	2	2	3/nedjelja	16	157	1089	30/subota	15/petak	1733	1250	130	1399	1341	
Godna	I	26.1/četvrtak	2	0	25.1/subota	10	178	259	13.3/ponedjeljak	16.7/nedjelja	1332	711	104	808	832	1019
	II	31.1/utorak	2	0	28.6/srijeda	19	167	264	13.3/ponedjeljak	20.8/nedjelja	1487	721	78	786	829	994
	I-II	8.2/srijeda	2	0	25.2/subota	10	251	523	13.3/ponedjeljak	20.8/nedjelja	2670	1433	182	1594	1661	2013

BROJANJE VOZILA NA MREŽI PUTEVA U REPUBLICI SRPSKOJ – 2017. GODINA
VEHICLE COUNTING ON THE ROAD NETWORK OF THE REPUBLIC OF SRPSKA – YEAR 2017

TRAFFIC PARAMETERS

Automatic counter number
 Location / Mileage [km+m]
 Road number / Section

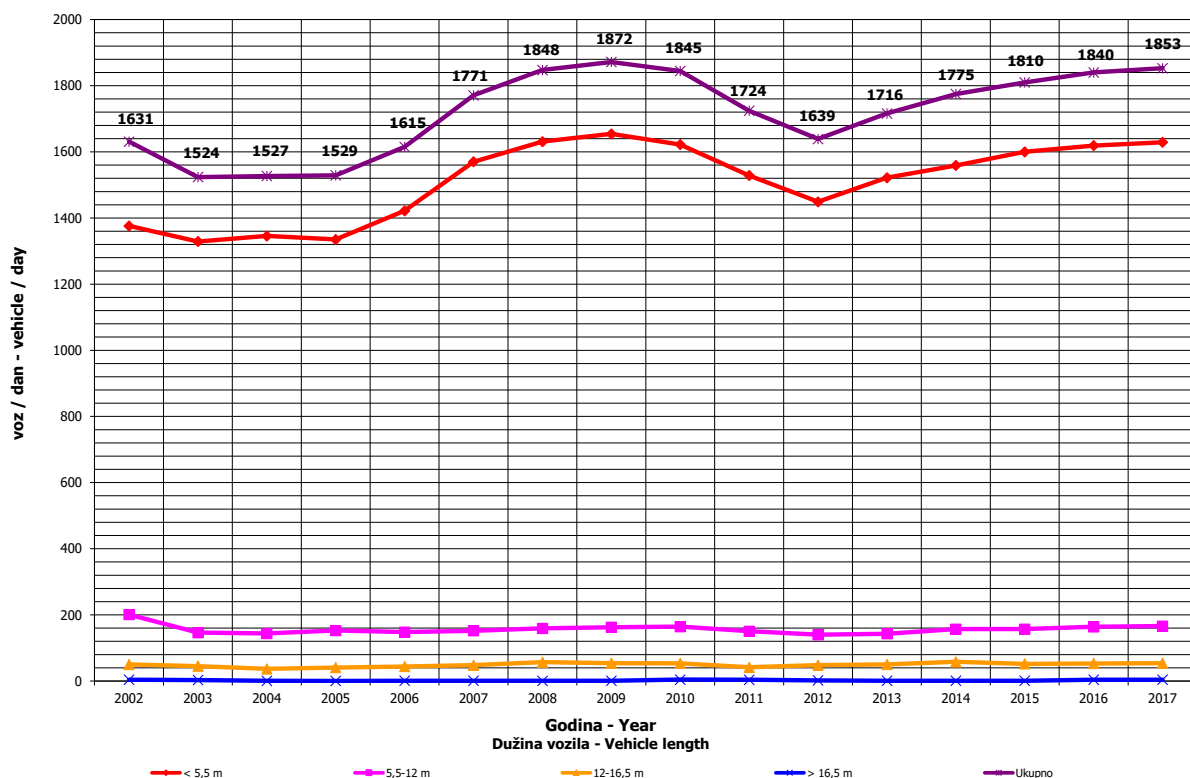
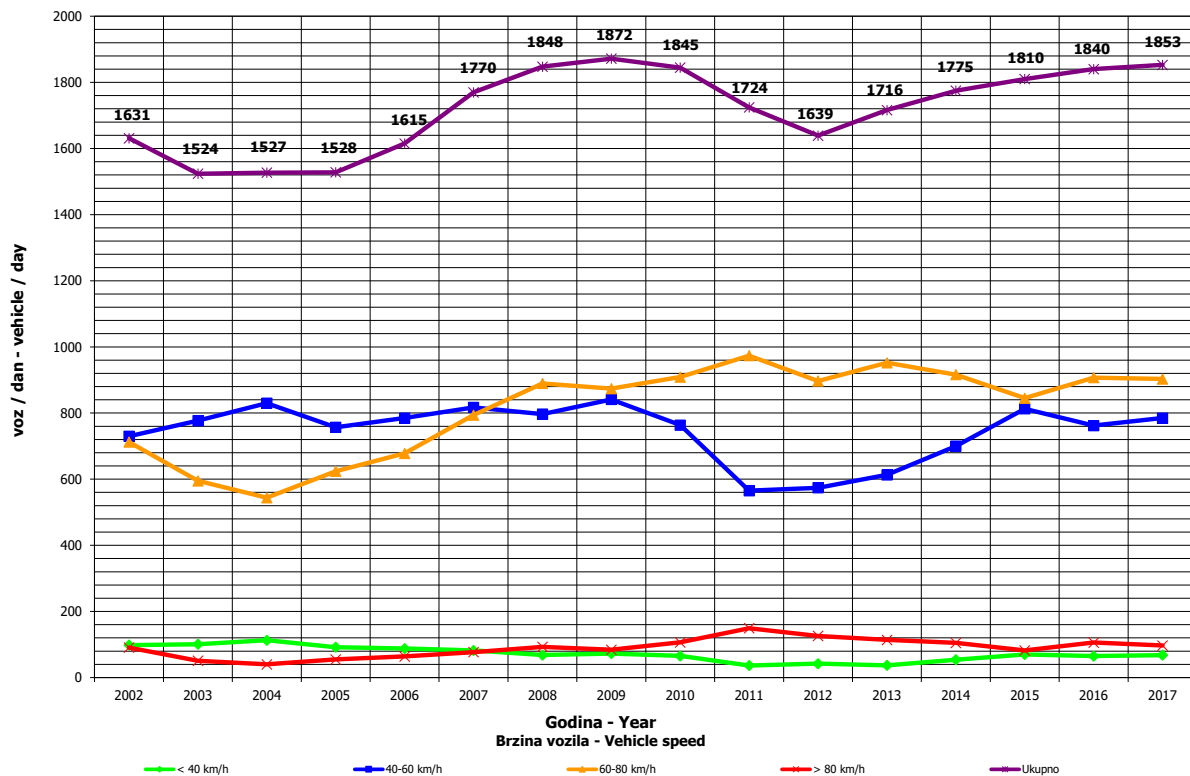
000034
 Žljebovi / 15+302,00
 M 19 (MI-115) / Han Pijesak 2 - Sokolac

Month	Direction	minimum hour		maximum hour		veh/h		veh/day		veh/day		day time average (5-21 h)	night average (21-05 h)	working day average	weekend average	summer average
		date/day	hour	date/day	hour	veh/h	veh/day	date/day	veh/day							
January	I	26/Tuesday	2	0	2/Monday	16	78	338	1/Sunday	699	20/Friday	502	52	558	548	
	II	31/Tuesday	2	0	21/Saturday	13	98	313	1/Sunday	793	21/Saturday	512	41	546	566	
	I-II	25/Wednesday	2	1	21/Saturday	14	160	651	1/Sunday	1472	21/Saturday	1015	92	1103	1114	
February	I	27/Monday	2	0	25/Saturday	10	178	437	12/Sunday	1029	25/Saturday	531	54	574	615	
	II	28/Tuesday	1	0	25/Saturday	13	139	431	5/Sunday	1032	25/Saturday	532	42	558	616	
	I-II	8/Wednesday	2	0	25/Saturday	10	251	874	5/Sunday	2061	25/Saturday	1064	96	1131	1231	
March	I	31/Friday	1	0	4/Saturday	12	75	259	13/Monday	775	31/Friday	480	55	528	556	
	II	30/Thursday	4	0	1/Wednesday	10	86	264	13/Monday	845	31/Friday	490	42	513	589	
	I-II	10/Friday	3	0	4/Saturday	12	146	523	13/Monday	1620	31/Friday	970	97	1041	1144	
April	I	11/Tuesday	2	0	21/Friday	15	98	604	12/Wednesday	953	21/Friday	705	84	778	806	
	II	22/Saturday	1	0	28/Friday	16	106	600	12/Wednesday	1093	29/Saturday	704	67	759	789	
	I-II	7/Friday	3	2	28/Friday	16	174	1204	12/Wednesday	1995	29/Saturday	1408	151	1536	1595	
May	I	26/Friday	2	1	1/Monday	18	129	696	10/Wednesday	986	8/Monday	732	97	824	843	
	II	5/Friday	3	0	7/Sunday	14	102	670	10/Wednesday	1039	7/Sunday	737	76	800	844	
	I-II	10/Wednesday	2	2	7/Sunday	15	187	1366	10/Wednesday	1979	7/Sunday	1469	174	1624	1687	
June	I	1/Thursday	3	0	29/Thursday	0	160	706	7/Wednesday	1250	29/Thursday	760	137	893	905	897
	II	8/Thursday	2	0	28/Wednesday	19	167	678	5/Monday	1429	28/Wednesday	754	91	825	883	844
	I-II	9/Thursday	2	3	28/Wednesday	19	231	1410	7/Wednesday	2657	28/Wednesday	1514	227	1717	1788	1741
July	I	8/Thursday	3	3	29/Saturday	17	153	907	3/Monday	1332	16/Sunday	920	199	1100	1159	1119
	II	26/Wednesday	1	3	30/Sunday	18	118	843	5/Wednesday	1357	30/Sunday	905	127	1016	1066	1032
	I-II	5/Wednesday	3	7	29/Saturday	17	224	1768	3/Monday	2590	30/Sunday	1825	326	2115	2225	2151
August	I	31/Thursday	2	3	16/Wednesday	18	136	846	30/Wednesday	1316	4/Friday	938	181	1092	1195	1119
	II	25/Friday	2	2	20/Sunday	17	134	985	23/Wednesday	1487	20/Sunday	1004	141	1097	1286	1146
	I-II	31/Thursday	2	7	27/Sunday	17	213	1837	30/Wednesday	2670	20/Sunday	1942	322	2189	2481	2264
September	I	28/Thursday	2	1	3/Sunday	18	112	807	26/Tuesday	1088	22/Friday	815	121	926	960	936
	II	25/Monday	1	0	29/Friday	14	102	819	19/Tuesday	1121	1/Friday	853	96	925	1004	949
	I-II	28/Thursday	2	2	1/Friday	16	183	1645	28/Thursday	2198	1/Friday	1668	217	1851	1964	1885
October	I	29/Sunday	1	1	15/Sunday	16	124	792	2/Monday	1059	20/Friday	799	107	897	931	
	II	31/Tuesday	4	0	22/Sunday	16	100	728	23/Monday	1122	20/Friday	810	82	880	920	
	I-II	31/Tuesday	4	4	29/Sunday	16	199	1556	2/Monday	2181	20/Friday	1609	189	1776	1851	
November	I	25/Saturday	4	0	26/Sunday	15	98	475	22/Wednesday	956	21/Tuesday	709	84	794	793	
	II	30/Thursday	2	1	17/Friday	15	102	523	22/Wednesday	1003	17/Friday	723	66	787	794	
	I-II	30/Thursday	2	2	18/Saturday	15	187	998	22/Wednesday	1899	17/Friday	1432	150	1580	1587	
December	I	26/Tuesday	4	0	3/Sunday	16	91	561	25/Monday	885	29/Friday	629	72	704	694	
	II	28/Thursday	1	0	8/Friday	15	89	463	30/Saturday	917	15/Friday	621	59	695	647	
	I-II	19/Tuesday	2	2	3/Sunday	16	157	1089	30/Saturday	1733	15/Friday	1250	130	1399	1341	
Year	I	26.1/Thursday	2	0	25.1/Saturday	10	178	259	13.3/Monday	1332	16.7/Sunday	711	104	808	832	1019
	II	31.1/Tuesday	2	0	28.6/Wednesday	19	167	264	13.3/Monday	1487	20.8/Sunday	721	78	786	829	994
	I-II	8.2/Wednesday	2	0	25.2/Saturday	10	251	523	13.3/Monday	2670	20.8/Sunday	1433	182	1594	1661	2013

GODIŠNJA NERAVNOMJERNOST SAOBRAĆAJNOG TOKA TRAFFIC FLOW ANNUAL VARIATION

Automatski brojač broj - Automatic counter number
 Lokalizet - Location / Stacionaža - Mileage [km+m]
 Broj puta - Road number / Dionica - Section

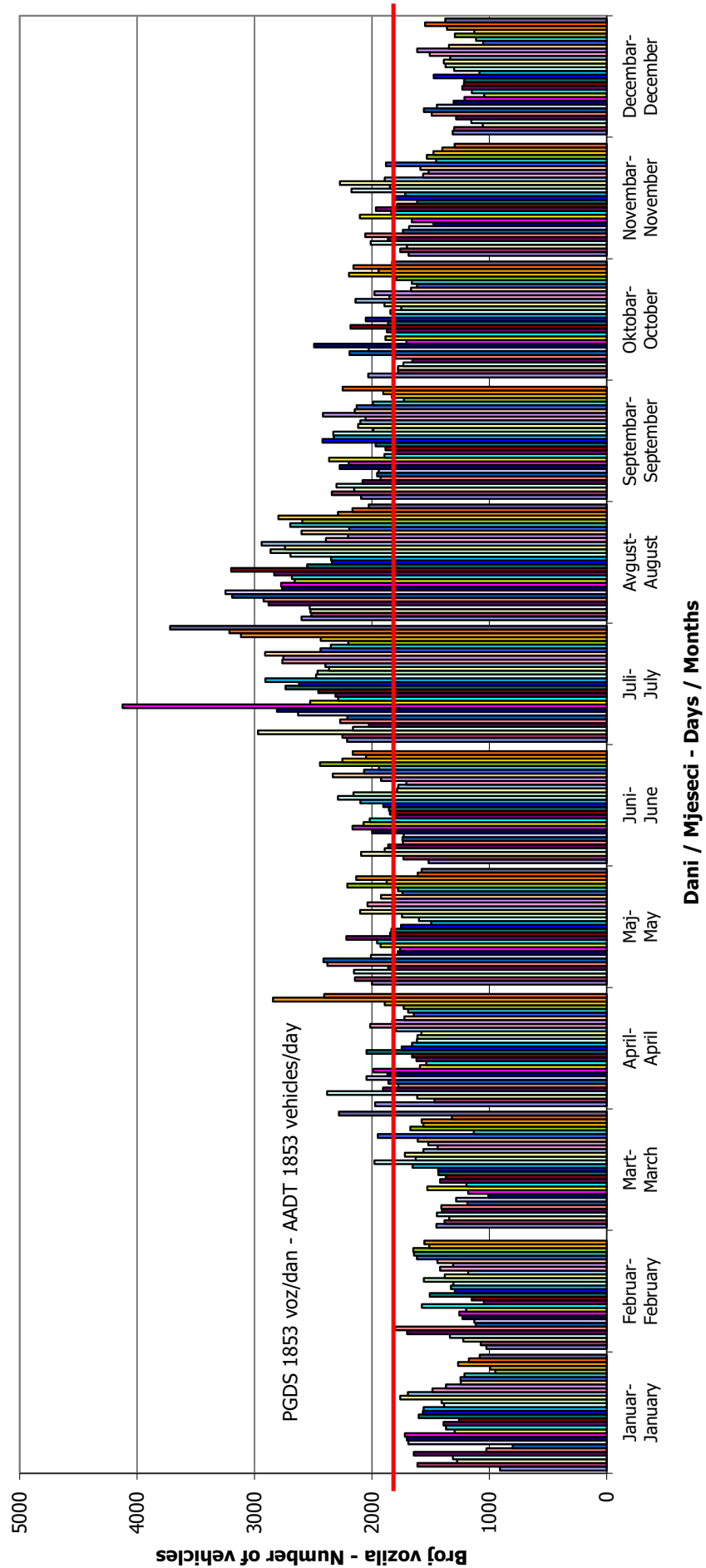
000034
 Žljebovi / 15+302,00
 M 19 (MI-115) / Han Pijesak 2 - Sokolac



**DNEVNA NERAVNOMJERNOST SAOBRAĆAJNOG TOKA
 TRAFFIC FLOW DAILY VARIATION**

000034
 Žljebovi / 15+302,00
 M 19 (MI-115) / Han Pijesak 2 - Sokolac

Automatski brojač broj - Automatic counter number
 Lokalityet - Location / Stacionaža - Mileage [km+m]
 Broj puta - Road number/ Dionica - Section

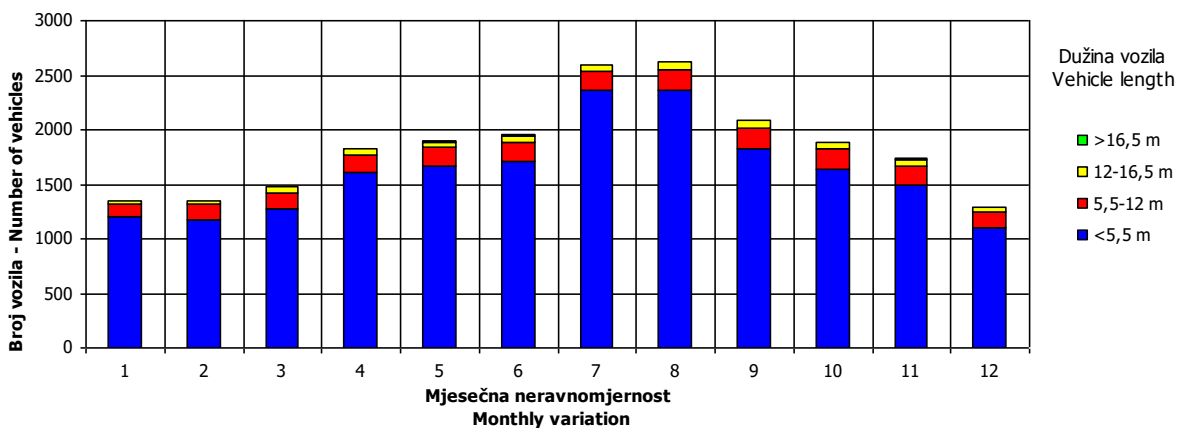
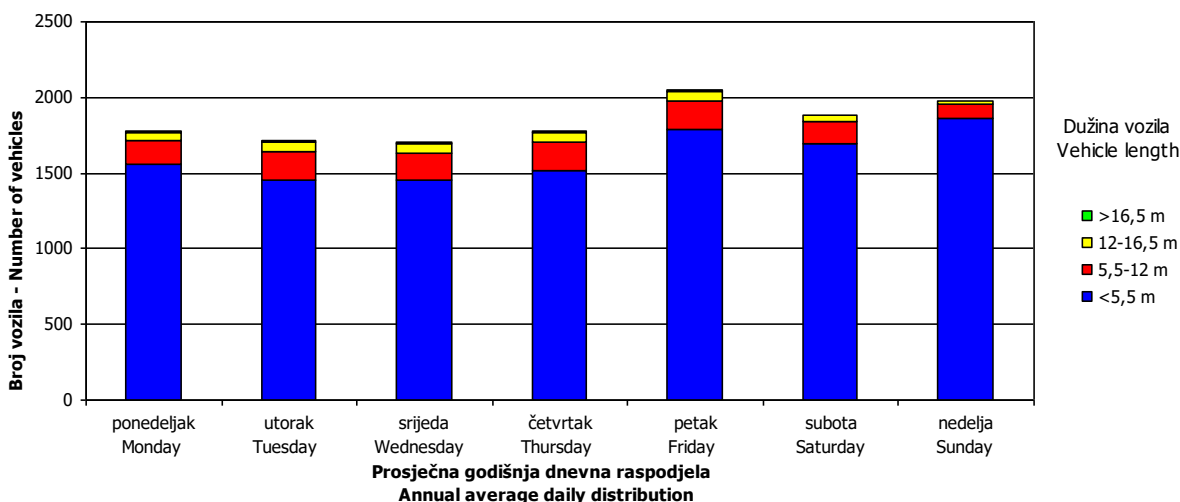
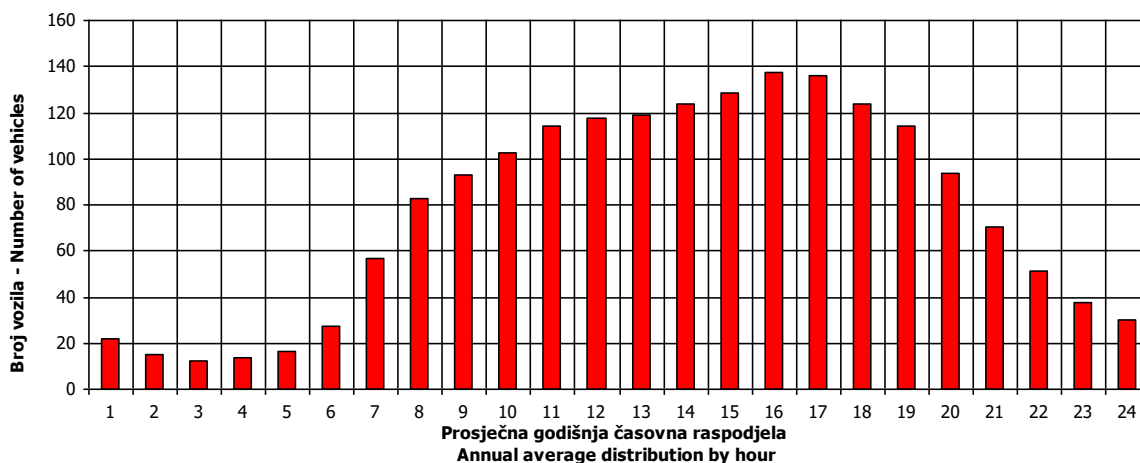


VREMENSKA RASPODJELA SAOBRAĆAJNOG TOKA TRAFFIC FLOW TIME DISTRIBUTION

Automatski brojač broj - Automatic counter number
 Lokalizet - Location / Stacionaža - Mileage [km+m]
 Broj puta - Road number / Dionica - Section

000034
 Žljebovi / 15+302,00
 M 19 (MI-115) / Han Pijesak 2 - Sokolac

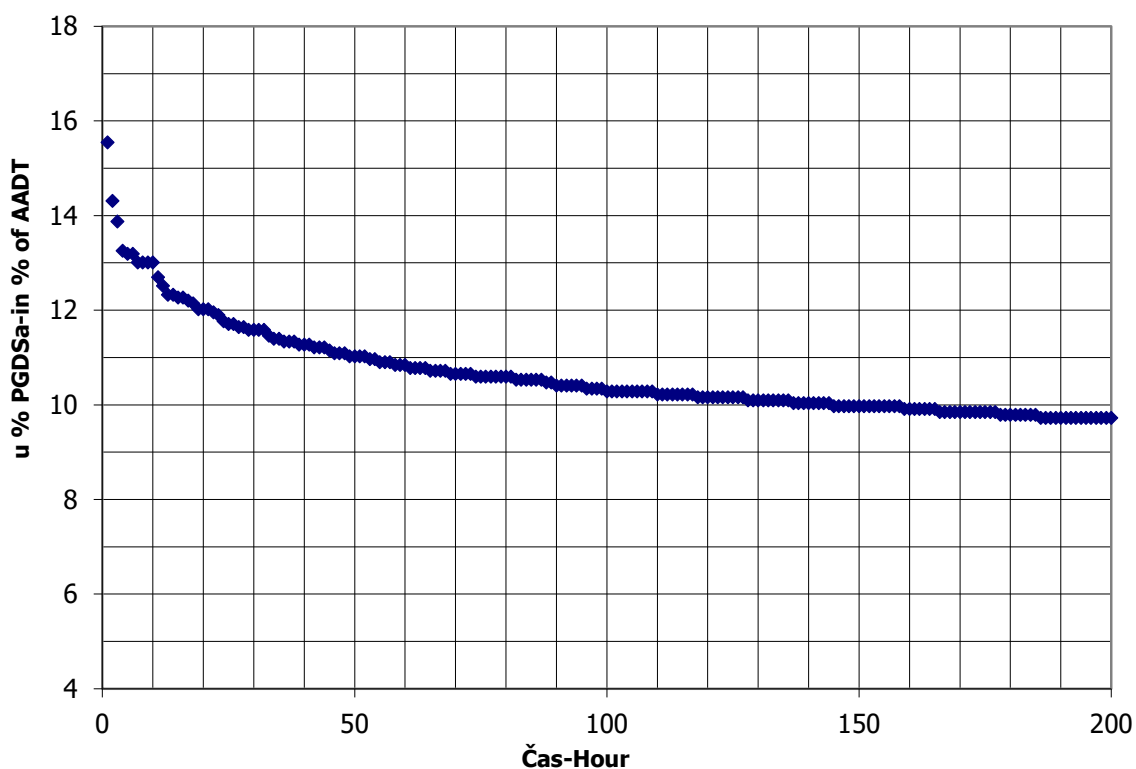
PGDS 1853 voz/dan AADT 1853 veh/day



SATNA DISTRIBUCIJA SAOBRAĆAJNOG TOKA TRAFFIC FLOW HOURLY DISTRIBUTION

Automatski brojač broj - Automatic counter number 000034
 Lokalizet - Location / Stacionaža - Mileage [km+m] Žljebovi / 15+302,00
 Broj puta - Road number / Dionica - Section M 19 (MI-115) / Han Pijesak 2 - Sokolac

PGDS - AADT	1853 voz/dan - veh/day							
Čas - Hour	Maksimalni vršni sat - Maximum peak hour	10	20	30	40	50	100	200
Sat u danu - Hour of day	10	16	18	10	17	17	15	15
Sat u godini - Hour in year	1331	5705	5347	5699	4722	5346	4336	7696
Dan - Day of week	subota - Saturday	subota - Saturday	petak - Friday	subota - Saturday	nedelja - Sunday	petak - Friday	petak - Friday	petak - Friday
Datum - Date	25	26	11	26	16	11	30	17
Mjesec - Month	Februar - February	Avgust - August	Avgust - August	Avgust - August	Juli - July	Avgust - August	Juni - June	Novembar - November
Vrijednost - Value	251	210	194	187	182	178	166	157
% - percent	15.55	13.01	12.02	11.58	11.27	11.03	10.28	9.73



AUTOMATSKI BROJAČ UNIŠTEN
AUTOMATIC COUNTER DESTROYED

BROJANJE VOZILA NA MREŽI PUTEVA U REPUBLICI SRPSKOJ – 2017. GODINA
VEHICLE COUNTING ON THE ROAD NETWORK OF THE REPUBLIC OF SRPSKA – YEAR 2017

MJESEČNI BROJ VOZILA
MONTHLY NUMBER OF VEHICLES

Automatski brojač broj - Automatic counter number 000036
 Lokalitet - Location / Stacionaža - Mileage [km+m] Kijevo / 4+562,00
 Broj puta - Road number / Dionica - Section M 18 (MI-111) / Krupac - granica / border RS (Bogatići)

	Mjesec - Month											
	Januar- January	Februar- February	Mart- March	April- April	Maj- May	Juni- June	Juli- July	August- August	Septembar- September	Oktoibar- October	Novembar- November	Decembar- December
1	2071	1252	2015	2964	6281	2976	4199	4651	3615	4813	2869	2030
2	2336	1446	2246	3836	4694	2938	5198	4496	4222	4770	3044	2322
3	1876	1537	2096	4634	3265	3633	5975	4673	4737	3732	3360	2472
4	1950	1703	1969	2868	3450	3880	3984	4566	4890	3165	3770	2460
5	2371	2086	2327	2485	3554	5556	4020	5103	3644	3212	4669	2292
6	1864	2390	2265	2827	3728	3564	4013	6149	3666	3466	4577	2830
7	1697	1655	1975	2868	4880	3764	4435	8263	3767	4045	2949	2709
8	2281	1539	1866	3510	4828	3879	4744	4947	4210	5089	2645	2535
9	2359	1772	1401	3692	3223	3735	5741	4723	3870	5622	2778	2048
10	2680	1759	1572	3073	4123	4411	5843	4472	4021	3402	2745	2269
11	2226	1732	1990	2426	3727	5223	4522	4760	5103	3365	3235	2192
12	2269	1924	2350	2385	3459	5922	4336	5092	3803	3379	3702	1845
13	2375	1323	2575	2708	3923	3563	4355	5972	3503	3284	3611	1993
14	2155	1571	2039	2728	3696	3786	4578	6011	3884	3548	3254	1953
15	2505	1649	2150	3233	3864	3789	5094	4481	4182	3726	3703	2002
16	2623	1679	2278	4011	2596	3805	5978	4281	4610	4245	3254	2187
17	2792	1922	2532	4723	2570	4441	7139	4274	5954	3266	3056	1481
18	2076	1937	2806	2633	2756	5047	4342	4399	5856	2880	3104	2226
19	2033	2282	3632	2612	2824	5305	4518	4977	3416	3024	3352	1828
20	2671	2279	3878	2981	3910	3726	4545	5368	3820	3008	3735	1969
21	1848	2077	2313	3122	3425	2907	4263	6089	4053	3670	2681	2336
22	2164	1866	2417	3454	4206	2873	5049	4180	3911	4358	2379	2340
23	2257	2096	2460	3705	3173	3396	5950	4082	4602	4556	2547	2535
24	2363	2042	2713	3880	3628	4166	5749	4278	4623	3236	2600	2635
25	2019	972	3204	2939	3604	4121	4254	4409	4984	2668	2632	2016
26	1905	2469	2104	3201	3613	4217	4172	4707	3427	2874	2793	1759
27	1498	2737	3878	3378	4062	3192	4491	5380	3337	2798	2593	1724
28	1351	3027	2830	3909	4954	3416	4518	4897	3437	3535	2490	1918
29	1546	2604	2716	5133	5949	3625	5133	3727	4273	4111	2259	2006
30	1779		2888	7515	3008	3678	5785	3623	4146	4654	1970	2298
31	1449		1947		2728		6757	3390		2883		2305
Ukupno- Total	65355	55306	75394	103411	117720	118530	153677	150439	125576	114416	92341	67476
Prosjek- Average	2108	1907	2432	3447	3797	3951	4957	4853	4186	3691	3078	2177
Godišnji prosjek (PGDS) - Annual average (AADT)												3387

BROJANJE VOZILA NA MREŽI PUTEVA U REPUBLICI SRPSKOJ – 2017. GODINA
VEHICLE COUNTING ON THE ROAD NETWORK OF THE REPUBLIC OF SRPSKA – YEAR 2017

STRUKTURA SAOBRAĆAJNOG TOKA
TRAFFIC FLOW COMPOSITION

Automatski brojač broj - Automatic counter number 000036
 Lokalitet - Location / Stacionaža - Mileage [km+m] Kijevo / 4+562,00
 Broj puta - Road number / Dionica - Section M 18 (MI-111) / Krupac - granica / border RS (Bogatići)

Mjesec - Month	Smjer - Direction	Dužina vozila - Vehicle length								Ukupno - Total
		< 5,5 m	(%)	5,5 - 12 m	(%)	12 - 16,5 m	(%)	< 16,5 m	(%)	
Januar - January	I	30336	92.7	2140	6.5	225	0.7	14	0.0	32715
	II	30496	93.4	1937	5.9	205	0.6	2	0.0	32640
	ukupno - total	60832	93.1	4077	6.2	430	0.7	16	0.0	65355
Februar - February	I	25320	91.3	2164	7.8	230	0.8	17	0.1	27730
	II	25400	92.1	1937	7.0	238	0.9	1	0.0	27576
	ukupno - total	50720	91.7	4101	7.4	468	0.8	18	0.0	55306
Mart - March	I	34396	91.4	2814	7.5	397	1.1	27	0.1	37634
	II	34814	92.2	2543	6.7	402	1.1	1	0.0	37760
	ukupno - total	69210	91.8	5357	7.1	799	1.1	28	0.0	75394
April - April	I	49155	92.8	3169	6.0	631	1.2	20	0.0	52974
	II	47000	93.2	2815	5.6	620	1.2	2	0.0	50437
	ukupno - total	96155	93.0	5984	5.8	1250	1.2	22	0.0	103411
Maj - May	I	52845	91.9	3940	6.9	671	1.2	43	0.1	57500
	II	55921	92.9	3654	6.1	640	1.1	5	0.0	60220
	ukupno - total	108766	92.4	7594	6.5	1312	1.1	48	0.0	117720
Juni - June	I	54365	91.0	4482	7.5	871	1.5	25	0.0	59744
	II	53771	91.5	4206	7.2	805	1.4	5	0.0	58787
	ukupno - total	108137	91.2	8688	7.3	1676	1.4	30	0.0	118530
Juli - July	I	71538	91.5	5757	7.4	830	1.1	31	0.0	78156
	II	69191	91.6	5530	7.3	794	1.1	6	0.0	75521
	ukupno - total	140729	91.6	11287	7.3	1624	1.1	36	0.0	153677
Avgust - August	I	67171	90.9	5829	7.9	835	1.1	56	0.1	73891
	II	70101	91.6	5641	7.4	799	1.0	7	0.0	76548
	ukupno - total	137272	91.2	11471	7.6	1634	1.1	63	0.0	150439
Septembar - September	I	56360	90.0	5383	8.6	821	1.3	44	0.1	62608
	II	57104	90.7	5034	8.0	825	1.3	5	0.0	62968
	ukupno - total	113463	90.4	10417	8.3	1646	1.3	49	0.0	125576
Oktobar - October	I	50668	89.1	5307	9.3	844	1.5	40	0.1	56860
	II	51700	89.8	5045	8.8	808	1.4	3	0.0	57556
	ukupno - total	102368	89.5	10352	9.0	1652	1.4	43	0.0	114416
Novembar - November	I	41328	89.6	4181	9.1	577	1.3	35	0.1	46122
	II	41796	90.4	3862	8.4	560	1.2	2	0.0	46219
	ukupno - total	83124	90.0	8043	8.7	1137	1.2	37	0.0	92341
Decembar - December	I	30577	90.3	2956	8.7	320	0.9	19	0.1	33872
	II	30528	90.8	2757	8.2	319	1.0	0	0.0	33604
	ukupno - total	61104	90.6	5713	8.5	640	0.9	19	0.0	67476
Ukupno (godišnje) - Total (annual)	I	564060	91.0	48124	7.8	7251	1.2	370	0.1	619806
	II	567821	91.6	44961	7.3	7016	1.1	38	0.0	619836
	ukupno - total	1131881	91.3	93085	7.5	14267	1.2	409	0.0	1239642
Prosjek (PGDS) - Average (AADT)	I	1541	91.0	131	7.8	20	1.2	1	0.1	1693
	II	1551	91.6	123	7.3	19	1.1	0	0.0	1694
	ukupno - total	3093	91.3	254	7.5	39	1.2	1	0.0	3387

BRONANJE VOZILA NA MREŽI PUTEVA U REPUBLICI SRPSKOJ – 2017. GODINA
VEHICLE COUNTING ON THE ROAD NETWORK OF THE REPUBLIC OF SRPSKA – YEAR 2017

SAOBRAĆAJNI POKAZATELJI

Automatski brojač broj
 Lokalizacija / Stacionaža [km+m]
 Broj puta / Dionica

000036

Kijevo / 4+562,00

M 18 (MI-111) / Krupac - granica / border RS (Bogatći)

Mjesec	Snjier	minimální čas			maksimální čas			minimální dan		maksimální dan		dnevni prosjek (05-21 h)	noćni prosjek (21-05 h)	prosjek radnim danom	prosjek vikendom	ljetni prosjek
		datum/dan	čas	voz/h	datum/dan	čas	voz/h	datum/dan	voz/dan							
Januar	I	31/utorak	3	0	10/utorak	10	119	490	10/utorak	899	659	52	697	734		
	II	31/utorak	3	0	15/nedjelja	16	133	476	15/nedjelja	927	666	45	696	738		
	I-II	31/utorak	3	0	15/nedjelja	16	192	966	10/utorak	1804	1324	97	1393	1472		
Februar	I	24/petak	3	0	19/nedjelja	11	152	492	2/četvrtak	1049	665	50	675	816		
	II	27/ponedjeljak	2	0	19/nedjelja	17	169	476	19/nedjelja	1132	664	46	659	835		
	I-II	21/utorak	3	0	19/nedjelja	16	221	968	19/nedjelja	2120	1329	96	1334	1652		
Mart	I	30/četvrtak	2	0	26/nedjelja	11	163	311	13/ponedjeljak	1201	673	47	692	801		
	II	29/srijeda	2	0	26/nedjelja	18	255	334	26/nedjelja	1397	662	46	670	815		
	I-II	11/subota	1	0	26/nedjelja	18	285	645	26/nedjelja	2552	1335	93	1362	1616		
April	I	28/petak	3	0	30/nedjelja	10	256	897	4/utorak	1944	1132	67	1022	1464		
	II	19/srijeda	4	0	23/nedjelja	19	326	865	23/nedjelja	1802	1075	85	1000	1400		
	I-II	10/ponedjeljak	2	0	23/nedjelja	19	365	1783	30/nedjelja	3395	2207	152	2023	2864		
Maj	I	22/ponedjeljak	2	0	28/nedjelja	19	385	1031	3/srijeda	2439	1244	93	1181	1717		
	II	23/utorak	2	0	21/nedjelja	19	445	1039	21/nedjelja	2328	1268	115	1203	1821		
	I-II	4/četvrtak	2	0	21/nedjelja	2	481	2094	28/nedjelja	4320	2512	208	2384	3538		
Juni	I	26/ponedjeljak	2	1	6/utorak	16	266	964	8/četvrtak	2126	1325	104	1344	1600	1429	
	II	13/utorak	3	0	18/nedjelja	20	460	972	8/četvrtak	2523	1241	171	1290	1656	1412	
	I-II	5/ponedjeljak	1	1	18/nedjelja	20	510	1936	8/četvrtak	4408	2566	275	2634	3256	2841	
Juli	I	18/utorak	1	0	30/nedjelja	20	394	1156	13/četvrtak	2339	1323	200	1365	1856	1523	
	II	4/utorak	3	2	2/nedjelja	19	357	1166	12/srijeda	2292	1420	157	1441	1863	1577	
	I-II	4/utorak	3	5	30/nedjelja	20	445	2360	13/četvrtak	4287	2744	356	2806	3718	3100	
Avgust	I	30/srijeda	3	1	6/nedjelja	19	351	1111	30/srijeda	2277	1486	150	1519	1972	1636	
	II	30/srijeda	2	1	20/nedjelja	19	474	1209	30/srijeda	2785	1512	177	1538	2125	1689	
	I-II	30/srijeda	4	5	20/nedjelja	19	527	2320	30/srijeda	4855	2998	327	3056	4097	3325	
Septembar	I	27/srijeda	1	0	9/subota	9	258	1009	28/četvrtak	2189	1453	88	1395	1880	1541	
	II	28/četvrtak	3	0	10/nedjelja	19	529	963	10/nedjelja	2689	1398	127	1328	1988	1526	
	I-II	28/četvrtak	3	1	10/nedjelja	19	586	1972	28/četvrtak	4683	2851	215	2723	3869	3066	
Oktobar	I	25/srijeda	3	0	28/subota	9	217	836	5/četvrtak	1809	1153	70	1144	1417		
	II	13/petak	4	0	29/nedjelja	17	345	820	5/četvrtak	2065	1147	79	1119	1487		
	I-II	11/srijeda	2	0	29/nedjelja	16	414	1656	5/četvrtak	3716	2299	150	2263	2904		
Novembar	I	30/četvrtak	2	0	11/subota	10	203	855	24/petak	1652	1108	62	1087	1400		
	II	23/četvrtak	2	0	19/nedjelja	16	349	718	19/nedjelja	1807	1115	69	1077	1478		
	I-II	23/četvrtak	2	1	19/nedjelja	16	417	1573	24/petak	3308	2223	131	2164	2878		
Decembar	I	29/petak	2	0	9/subota	10	193	604	19/utorak	1430	909	62	904	1110		
	II	27/srijeda	1	0	10/nedjelja	16	281	657	10/nedjelja	1560	908	61	886	1146		
	I-II	20/srijeda	2	0	10/nedjelja	16	351	1261	19/utorak	2816	1817	123	1790	2256		
Godna	I	31.1/utorak	3	0	30.7/nedjelja	20	394	311	13.3/ponedjeljak	2439	1096	87	1089	1396	1533	
	II	31.1/utorak	3	0	10.9/nedjelja	19	529	334	13.3/ponedjeljak	2785	1092	98	1080	1440	1552	
	I-II	31.1/utorak	3	0	10.9/nedjelja	19	586	645	13.3/ponedjeljak	4855	2188	186	2169	2836	3085	

BROJANJE VOZILA NA MREŽI PUTEVA U REPUBLICI SRPSKOJ – 2017. GODINA
VEHICLE COUNTING ON THE ROAD NETWORK OF THE REPUBLIC OF SRPSKA – YEAR 2017

TRAFFIC PARAMETERS

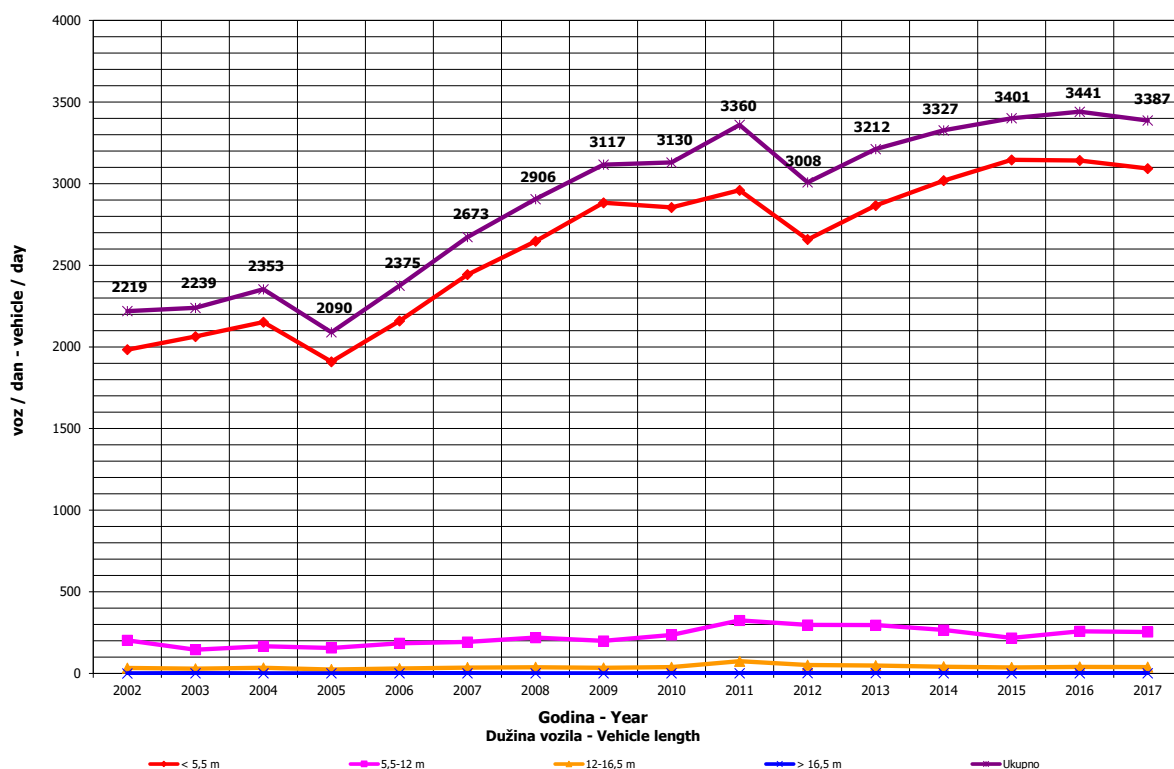
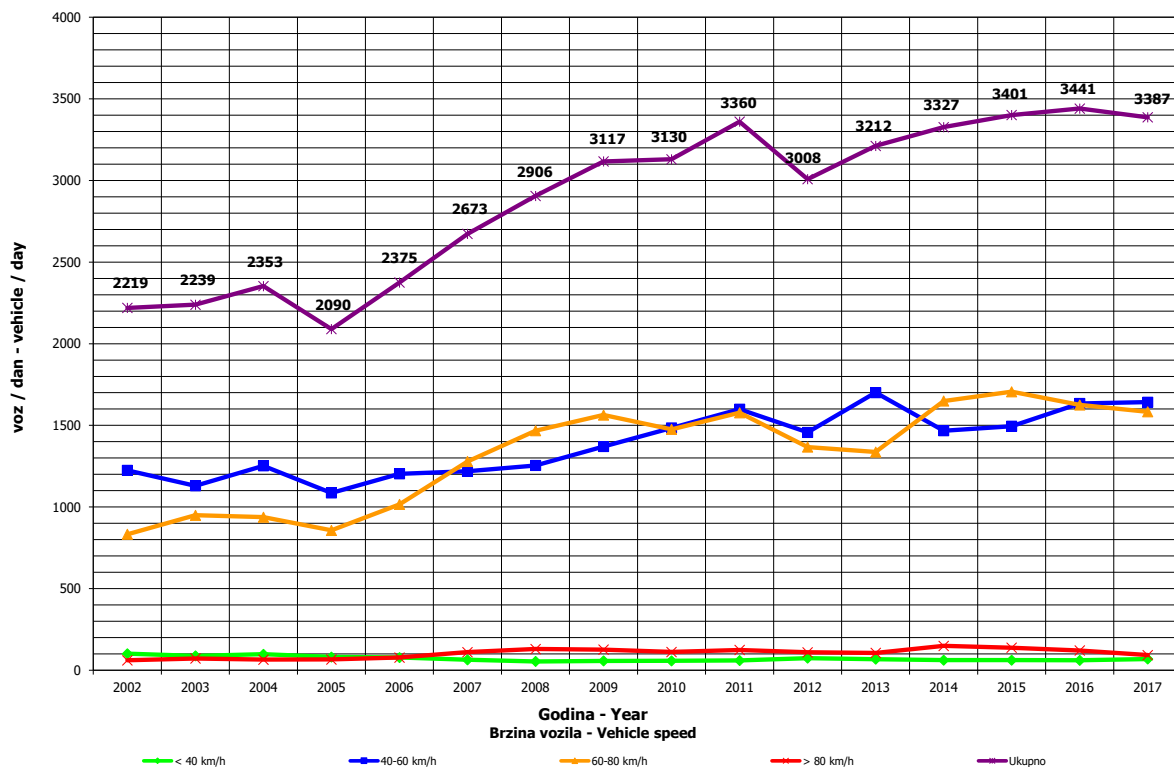
Automatic counter number 000036
 Location / Mileage [km+m] Kijevo / 4+562,00
 Road number / Section M 18 (MI-111) / Krupac - granica / border RS (Bogatići)

Month	Direction	minimum hour		maximum hour		minimum day		maximum day		day time average (5-21 h)	night average (21-05 h)	working day average	weekend average	summer average
		date/day	hour	veh/h	date/day	hour	veh/day	date/day	veh/day					
January	I	31./Tuesday	3	0	10./Tuesday	10	119	25./Wednesday	490	899	659	52	697	734
	II	31./Tuesday	3	0	15./Sunday	16	133	25./Wednesday	476	927	666	45	696	738
	I-II	31./Tuesday	3	0	15./Sunday	16	192	25./Wednesday	966	1804	1324	97	1393	1472
February	I	24./Friday	3	0	19./Sunday	11	152	2./Thursday	492	1049	665	50	675	816
	II	27./Monday	2	0	19./Sunday	17	169	2./Thursday	476	1132	664	46	659	835
	I-II	27./Monday	3	0	19./Sunday	16	221	2./Thursday	968	2120	1329	96	1334	1652
March	I	30./Thursday	2	0	19./Sunday	11	163	13./Monday	311	1201	673	47	692	801
	II	29./Wednesday	2	0	26./Sunday	18	255	13./Monday	334	1397	662	46	670	815
	I-II	11./Saturday	1	0	26./Sunday	18	285	13./Monday	645	2552	1335	93	1362	1616
April	I	28./Friday	3	0	30./Sunday	10	256	4./Tuesday	897	1944	1132	67	1022	1464
	II	19./Wednesday	4	0	23./Sunday	19	326	7./Friday	865	1802	1075	85	1000	1400
	I-II	10./Monday	2	0	23./Sunday	19	365	4./Tuesday	1783	3395	2207	152	2023	2864
May	I	22./Monday	2	0	28./Sunday	19	385	3./Wednesday	1031	2439	1244	93	1181	1717
	II	23./Tuesday	2	0	21./Sunday	19	445	24./Wednesday	1039	2328	1268	115	1203	1821
	I-II	4./Thursday	2	0	21./Sunday	19	481	24./Wednesday	2094	4320	2512	208	2384	3538
June	I	26./Monday	2	1	6./Tuesday	16	266	8./Thursday	964	2126	1325	104	1344	1600
	II	13./Tuesday	3	0	18./Sunday	20	460	8./Thursday	972	2523	1241	171	1290	1656
	I-II	5./Monday	1	1	18./Sunday	20	510	8./Thursday	1936	4408	2566	275	2634	3256
July	I	18./Tuesday	1	0	30./Sunday	20	394	13./Thursday	1156	2339	1323	200	1365	1856
	II	4./Tuesday	3	2	2./Sunday	19	357	12./Wednesday	1166	2292	1420	157	1441	1863
	I-II	4./Tuesday	3	5	30./Sunday	20	445	13./Thursday	2360	4287	2744	356	2806	3718
August	I	30./Wednesday	3	1	6./Sunday	19	351	30./Wednesday	1111	2277	1486	150	1519	1972
	II	30./Wednesday	2	1	20./Sunday	19	474	30./Wednesday	1209	2785	1512	177	1538	2125
	I-II	30./Wednesday	4	5	20./Sunday	19	527	30./Wednesday	2320	4855	2998	327	3056	4097
September	I	27./Wednesday	1	0	9./Saturday	9	258	28./Thursday	1009	2189	1453	88	1395	1880
	II	28./Thursday	3	0	10./Sunday	19	529	28./Thursday	963	2689	1398	127	1328	1988
	I-II	28./Thursday	3	1	10./Sunday	19	586	28./Thursday	1972	4683	2851	215	2723	3869
October	I	25./Wednesday	3	0	28./Saturday	9	217	5./Thursday	836	1809	1153	70	1144	1417
	II	13./Friday	4	0	29./Sunday	17	345	5./Thursday	820	2065	1147	79	1119	1487
	I-II	11./Wednesday	1	0	29./Sunday	16	414	5./Thursday	1656	3716	2299	150	2263	2904
November	I	30./Thursday	2	0	11./Saturday	10	203	24./Friday	855	1652	1108	62	1087	1400
	II	23./Thursday	2	0	19./Sunday	16	349	24./Friday	718	1807	1115	69	1077	1478
	I-II	23./Thursday	2	1	19./Sunday	16	417	24./Friday	1573	3308	2223	131	2164	2878
December	I	29./Friday	2	0	9./Saturday	10	193	19./Tuesday	604	1430	909	62	904	1110
	II	27./Wednesday	1	0	10./Sunday	16	281	19./Tuesday	657	1560	908	61	886	1146
	I-II	20./Wednesday	2	0	10./Sunday	16	351	19./Tuesday	1261	2816	1817	123	1790	2256
Year	I	31.1./Tuesday	3	0	30.7./Sunday	20	394	13.3./Monday	311	2439	1096	87	1089	1396
	II	31.1./Tuesday	3	0	10.9./Sunday	19	529	13.3./Monday	334	2785	1092	98	1080	1440
	I-II	31.1./Tuesday	3	0	10.9./Sunday	19	586	13.3./Monday	645	4855	2188	186	2169	3085

GODIŠNJA NERAVNOMJERNOST SAOBRAĆAJNOG TOKA TRAFFIC FLOW ANNUAL VARIATION

Automatski brojač broj - Automatic counter number
 Lokalizet - Location / Stacionaža - Mileage [km+m]
 Broj puta - Road number / Dionica - Section

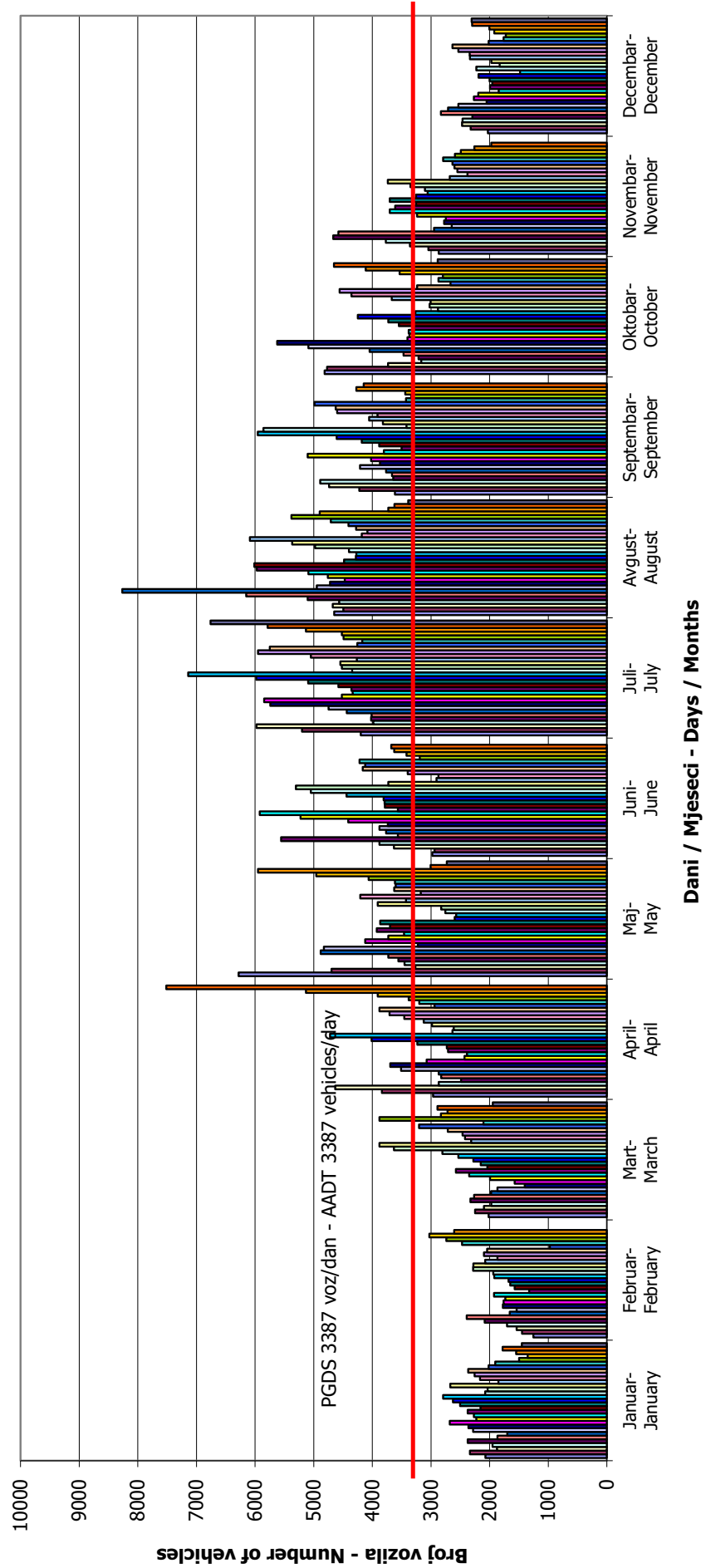
000036
 Kijevo / 4+562,00
 M 18 (MI-111) / Krupac - granica / border RS
 (Bogatići)



**DNEVNA NERAVNOMJERNOST SAOBRAĆAJNOG TOKA
 TRAFFIC FLOW DAILY VARIATION**

Automatski brojač broj - Automatic counter number
 Lokalizet - Location / Stacionaža - Mileage [km+m]
 Broj puta - Road number/ Dionica - Section

000036
 Kijevo / 4+562,00
 M 18 (MI-111) / Krupac - granica / border RS (Bogatíci)

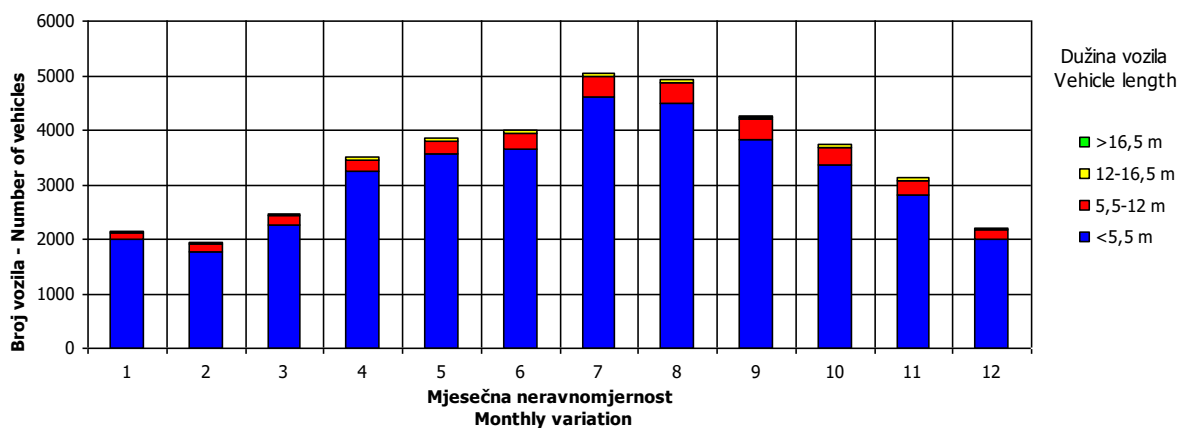
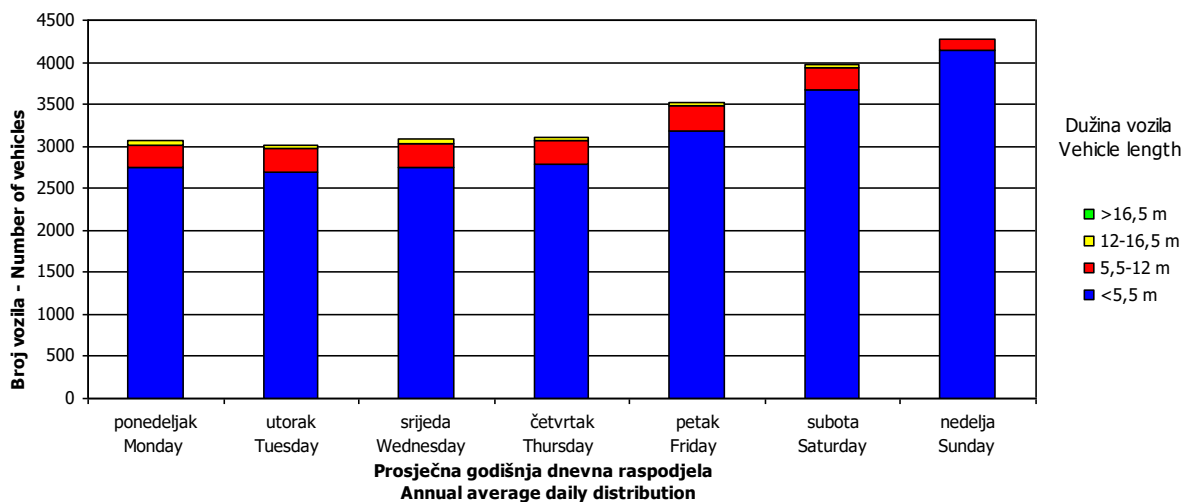
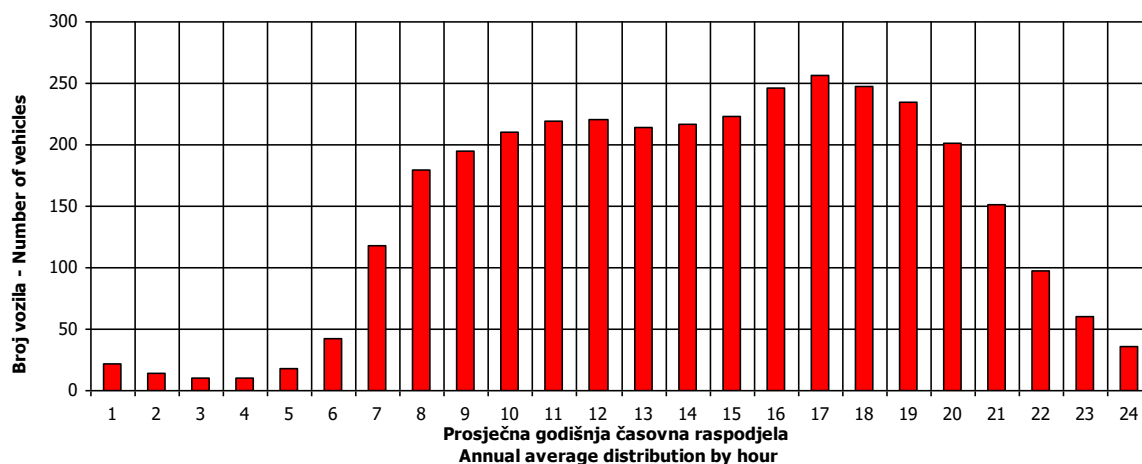


VREMENSKA RASPODJELA SAOBRAĆAJNOG TOKA TRAFFIC FLOW TIME DISTRIBUTION

Automatski brojač broj - Automatic counter number
 Lokalizet - Location / Stacionaža - Mileage [km+m]
 Broj puta - Road number / Dionica - Section

000036
 Kijevo / 4+562,00
 M 18 (MI-111) / Krupac - granica / border RS
 (Bogatići)

PGDS 3387 voz/dan AADT 3387 veh/day

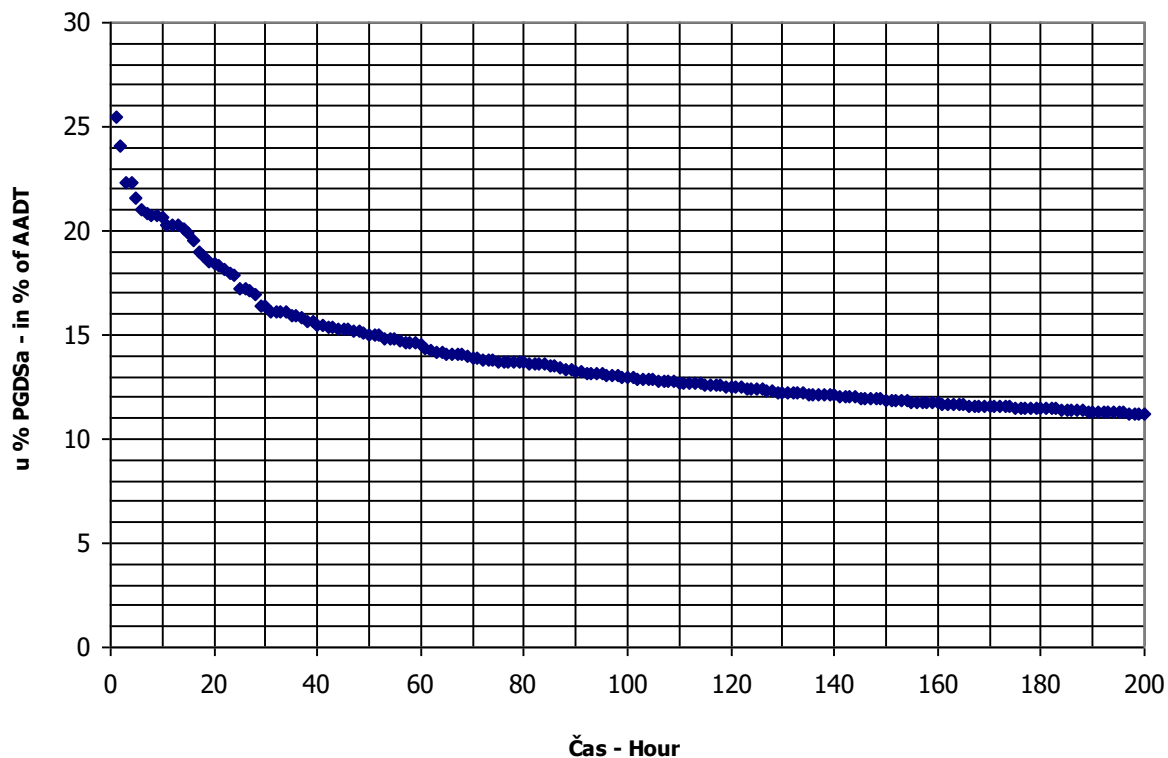


SATNA DISTRIBUCIJA SAOBRAĆAJNOG TOKA TRAFFIC FLOW HOURLY DISTRIBUTION

Automatski brojač broj - Automatic counter number
 Lokalitet - Location / Stacionaža - Mileage [km+m]
 Broj puta - Road number / Dionica - Section

000036
 Kijevo / 4+562,00
 M 18 (MI-111) / Krupac - granica / border RS
 (Bogatići)

PGDS - AADT	3387 voz/dan - veh/day							
Čas - Hour	Maksimalni vršni sat - Maximum peak hour	10	20	30	40	50	100	200
Sat u danu - Hour of day	19	18	19	19	18	18	9	8
Sat u godini - Hour in year	6068	3547	2900	4724	4051	4387	7210	6225
Dan - Day of week	nedelja - Sunday	nedelja - Sunday	ponedeljak - Monday	nedelja - Sunday	nedelja - Sunday	nedelja - Sunday	subota - Saturday	nedelja - Sunday
Datum - Date	10	28	1	16	18	2	28	17
Mjesec - Month	Septembar - September	Maj - May	Maj - May	Juli - July	Juni - June	Juli - July	Oktobar - October	Septembar - September
Vrijednost - Value	586	430	412	379	361	341	296	264
% - percent	24.69	18.12	17.36	15.97	15.21	14.37	12.47	11.12



BROJANJE VOZILA NA MREŽI PUTEVA U REPUBLICI SRPSKOJ – 2017. GODINA
VEHICLE COUNTING ON THE ROAD NETWORK OF THE REPUBLIC OF SRPSKA – YEAR 2017

MJESEČNI BROJ VOZILA
MONTHLY NUMBER OF VEHICLES

Automatski brojač broj - Automatic counter number 000037
 Lokalitet - Location / Stacionaža - Mileage [km+m] Stjenice / 13+684,00
 Broj puta - Road number / Dionica - Section M 19.3 (MI-114) / Podromanija - Rogatica

	Mjesec - Month											
	Januar- January	Februar- February	Mart- March	April- April	Maj- May	Jun- June	Jul- July	August- August	Septembar- September	Oktober- October	Novembar- November	Decembar- December
1	1702	1353	1862	2789	3204	2112	3234	4341	3100	4514	2339	2746
2	2091	1439	2029	2686	2370	2445	3394	3748	3729	3675	2323	2563
3	2124	1524	1931	3160	2282	2826	3921	3990	3924	2896	2530	2924
4	1915	1774	2475	2860	2694	2858	2828	3802	3857	2917	3150	3487
5	2011	2078	2380	2424	4551	3031	2657	4465	2523	2287	3338	2436
6	1566	2255	2318	2576	4730	2431	2969	4870	2361	3158	3262	2029
7	1470	1579	2558	2416	3032	2281	2940	5719	2618	3216	2292	1893
8	2377	1484	2113	2992	3077	2403	3593	3968	2781	4333	2227	2003
9	2520	1747	1987	3089	2379	2578	3872	3988	3374	4182	2216	2042
10	2398	1681	2074	3192	2339	3189	4087	3717	3399	2581	2466	1752
11	1910	1671	2422	2345	2716	3486	3298	3635	3625	2525	2921	1809
12	2120	1980	1923	2063	2675	3576	3094	4003	4066	2494	2953	1707
13	2137	1397	2034	2467	3146	2556	3151	4226	4071	2703	3007	1664
14	1961	1622	1926	2414	2997	2545	3441	4712	2791	3111	2706	1762
15	2399	1753	1889	3199	2961	2539	3984	3467	2734	3166	2752	1763
16	2198	1611	2004	3464	2278	2534	4492	3284	2758	3147	3295	2083
17	2350	1729	1890	3706	1976	3003	4892	3693	2690	2510	2602	1541
18	1944	1743	2372	2748	2216	3324	3479	5218	3282	2528	2851	2133
19	2013	2132	2352	2304	2323	3497	3299	4853	3510	2544	2749	1864
20	1523	2049	2653	2502	2908	2483	3493	4330	3467	2380	3255	1883
21	2278	1862	1934	3064	2883	2354	3388	4468	2703	3160	2446	2124
22	2315	1788	1862	2868	3201	2395	3905	3073	2564	3387	2127	2136
23	1958	1802	1909	2807	2474	2470	4551	2870	3185	3581	2283	2461
24	2053	1906	1983	3028	2389	3226	4738	5376	3300	2439	2351	2375
25	1859	2058	2455	2989	2225	3021	3531	4352	3006	2358	2848	1959
26	1819	2727	1908	2560	2510	3277	3252	3661	5391	2336	3064	1854
27	1593	2542	2075	2454	3012	2729	3276	3804	3672	2408	2728	1832
28	1348	2368	1999	2518	3346	2706	3522	4112	3560	2994	2259	1878
29	1626	2506	1890	2968	3510	2670	4510	3084	3023	3126	2617	2150
30	1492		1744	3123	2332	2826	5137	2980	3261	3567	2842	2219
31	1407		2829		2119		5473	3113		2500		2143
Ukupno- Total	60442	54130	65709	83765	86846	83300	115459	124978	98335	92710	80809	65140
Prosjek- Average	1950	1867	2120	2792	2801	2777	3724	4032	3278	2991	2694	2101
Godišnji prosjek (PGDS) - Annual average (AADT)												2764

BROJANJE VOZILA NA MREŽI PUTEVA U REPUBLICI SRPSKOJ – 2017. GODINA
VEHICLE COUNTING ON THE ROAD NETWORK OF THE REPUBLIC OF SRPSKA – YEAR 2017

STRUKTURA SAOBRAĆAJNOG TOKA
TRAFFIC FLOW COMPOSITION

Automatski brojač broj - Automatic counter number
 Lokalitet - Location / Stacionaža - Mileage [km+m]
 Broj puta - Road number / Dionica - Section

000037
 Stjenice / 13+684,00
 M 19.3 (MI-114) / Podromanija - Rogatica

Mjesec - Month	Smjer - Direction	Dužina vozila - Vehicle length								Ukupno - Total
		< 5,5 m	(%)	5,5 - 12 m	(%)	12 - 16,5 m	(%)	< 16,5 m	(%)	
Januar - January	I	27485	91.1	2097	6.9	587	1.9	8	0.0	30176
	II	27209	89.9	2271	7.5	779	2.6	8	0.0	30266
	ukupno - total	54694	90.5	4367	7.2	1365	2.3	16	0.0	60442
Februar - February	I	24391	89.5	2224	8.2	634	2.3	8	0.0	27257
	II	23619	87.9	2434	9.1	816	3.0	4	0.0	26873
	ukupno - total	48010	88.7	4659	8.6	1450	2.7	12	0.0	54130
Mart - March	I	29528	88.9	2755	8.3	915	2.8	4	0.0	33203
	II	28513	87.7	2861	8.8	1123	3.5	9	0.0	32507
	ukupno - total	58042	88.3	5616	8.5	2038	3.1	13	0.0	65709
April - April	I	38267	90.3	2874	6.8	1208	2.9	16	0.0	42364
	II	37025	89.4	2903	7.0	1465	3.5	8	0.0	41401
	ukupno - total	75292	89.9	5777	6.9	2672	3.2	24	0.0	83765
Maj - May	I	40298	90.3	3124	7.0	1170	2.6	11	0.0	44603
	II	37649	89.1	3094	7.3	1493	3.5	7	0.0	42243
	ukupno - total	77948	89.8	6218	7.2	2663	3.1	18	0.0	86846
Juni - June	I	38351	89.6	3088	7.2	1341	3.1	21	0.0	42800
	II	35836	88.5	3009	7.4	1643	4.1	12	0.0	40500
	ukupno - total	74188	89.1	6097	7.3	2983	3.6	32	0.0	83300
Juli - July	I	56322	92.5	3105	5.1	1430	2.3	18	0.0	60875
	II	49954	91.5	2989	5.5	1628	3.0	13	0.0	54584
	ukupno - total	106276	92.0	6095	5.3	3058	2.6	31	0.0	115459
Avgust - August	I	55851	91.7	3402	5.6	1631	2.7	21	0.0	60904
	II	58790	91.8	3432	5.4	1839	2.9	14	0.0	64074
	ukupno - total	114640	91.7	6834	5.5	3470	2.8	34	0.0	124978
Septembar - September	I	44553	90.4	3294	6.7	1419	2.9	19	0.0	49286
	II	44053	89.8	3363	6.9	1582	3.2	51	0.1	49049
	ukupno - total	88606	90.1	6658	6.8	3001	3.1	70	0.1	98335
Oktobar - October	I	40655	89.2	3503	7.7	1407	3.1	12	0.0	45577
	II	39468	83.7	5916	12.6	1739	3.7	9	0.0	47133
	ukupno - total	80124	86.4	9420	10.2	3146	3.4	21	0.0	92710
Novembar - November	I	36475	88.8	3265	8.0	1300	3.2	14	0.0	41054
	II	34845	87.7	3339	8.4	1564	3.9	7	0.0	39755
	ukupno - total	71320	88.3	6603	8.2	2864	3.5	21	0.0	80809
Decembar - December	I	28895	88.5	2676	8.2	1077	3.3	15	0.0	32663
	II	28399	87.4	2873	8.8	1193	3.7	12	0.0	32477
	ukupno - total	57295	88.0	5549	8.5	2270	3.5	27	0.0	65140
Ukupno (godišnje) - Total (annual)	I	461072	90.3	35407	6.9	14118	2.8	164	0.0	510762
	II	445362	88.9	38484	7.7	16863	3.4	153	0.0	500862
	ukupno - total	906435	89.6	73891	7.3	30981	3.1	317	0.0	1011624
Prosjeak (PGDS) - Average (AADT)	I	1260	90.3	97	6.9	39	2.8	0	0.0	1396
	II	1217	88.9	105	7.7	46	3.4	0	0.0	1368
	ukupno - total	2477	89.6	202	7.3	85	3.1	1	0.0	2764

BRONJE VOZILA NA MREZI PUTEVA U REPUBLICI SRPSKOJ – 2017. GODINA
VEHICLE COUNTING ON THE ROAD NETWORK OF THE REPUBLIC OF SRPSKA – YEAR 2017

SAOBRAĆAJNI POKAZATELJI

000037
 Sjenice / 13+684,00
 M 19.3 (MI-114) / Podromanija - Rogatica

Automatski brojač broj
 Lokalizacija / Stacionaža [km+m]
 Broj puta / Dionica

Mjesec	Snjier	minimalni čas			maksimalni čas			minimalni dan		maksimalni dan		dnevni prosjek (05-21 h)	noćni prosjek (21-05 h)	projekat radnim danom	projekat vikendom	ljetni prosjek
		datum/dan	čas	voz/h	datum/dan	čas	voz/h	datum/dan	voz/dan							
Januar	I	30/ponedeljak	2	0	16	119	642	24/utorak	1050	9/ponedeljak	756	60	823	832		
	II	27/petak	3	0	15	135	570	11/srijeda	1067	11/srijeda	767	65	828	811		
	I-II	27/petak	3	0	15	214	1247	24/utorak	2050	20/petak	1523	125	1651	1643		
Februar	I	23/četvrtak	3	0	9	121	541	1/srijeda	1150	25/subota	758	60	803	858		
	II	22/srijeda	3	0	9	124	533	1/srijeda	1051	25/subota	741	62	772	881		
	I-II	22/srijeda	3	0	9	245	1074	1/srijeda	2201	25/subota	1500	122	1574	1739		
Mart	I	31/petak	2	0	11	140	437	6/ponedeljak	1258	31/petak	751	65	793	883		
	II	30/četvrtak	2	1	18	162	453	7/utorak	1302	26/nedelja	724	69	761	885		
	I-II	28/utorak	2	1	16	241	902	6/ponedeljak	2433	26/nedelja	1476	134	1554	1769		
April	I	14/petak	3	0	15	226	958	5/srijeda	2288	29/subota	1127	99	1134	1364		
	II	7/petak	3	1	17	178	898	4/utorak	1553	16/nedelja	1025	111	1063	1244		
	I-II	7/petak	3	2	15	342	1865	4/utorak	3581	29/subota	2152	210	2197	2608		
Maj	I	30/utorak	4	1	8	148	988	16/utorak	1620	20/subota	1085	112	1144	1326		
	II	22/ponedeljak	3	2	17	284	970	16/utorak	2404	2/utorak	1104	130	1151	1437		
	I-II	10/srijeda	2	4	17	367	1958	2/utorak	3612	2/utorak	2189	242	2295	2763		
Juni	I	13/utorak	2	0	18	143	983	6/utorak	1633	30/petak	1110	128	1228	1259	1238	
	II	6/utorak	2	2	19	204	935	7/srijeda	1582	25/nedelja	1035	134	1119	1270	1169	
	I-II	8/četvrtak	2	3	19	232	1929	6/utorak	2928	30/petak	2145	262	2347	2528	2407	
Juli	I	5/srijeda	3	4	8	189	1286	3/ponedeljak	2207	29/subota	1439	216	1580	1813	1655	
	II	5/srijeda	4	4	17	315	1202	4/utorak	2215	30/nedelja	1310	192	1417	1681	1502	
	I-II	6/četvrtak	3	14	17	406	2510	3/ponedeljak	4138	30/nedelja	2749	407	2997	3493	3157	
Avgust	I	31/četvrtak	3	2	18	240	1164	30/srijeda	2685	19/subota	1454	201	1561	1925	1655	
	II	29/utorak	2	4	18	419	1310	30/srijeda	2826	20/nedelja	1496	237	1585	2154	1732	
	I-II	29/utorak	3	11	18	556	2474	30/srijeda	4844	19/subota	2949	437	3146	4080	3387	
Septembar	I	26/utorak	3	0	9	199	1138	6/srijeda	1927	9/subota	1357	143	1397	1742	1500	
	II	25/ponedeljak	3	3	18	307	1176	5/utorak	2228	10/nedelja	1331	164	1340	1856	1495	
	I-II	25/ponedeljak	3	5	17	402	2333	6/srijeda	3844	24/nedelja	2688	308	2737	3598	2995	
Oktobar	I	9/ponedeljak	3	0	11	237	1051	17/utorak	1925	21/subota	1311	125	1365	1611		
	II	23/ponedeljak	3	2	16	245	1046	17/utorak	1988	8/nedelja	1299	130	1347	1629		
	I-II	23/ponedeljak	3	6	16	351	2097	17/utorak	3551	8/nedelja	2610	255	2712	3239		
Novembar	I	7/utorak	3	1	15	136	885	23/četvrtak	1422	11/subota	1042	95	1103	1232		
	II	23/četvrtak	2	0	18	207	774	23/četvrtak	1480	12/nedelja	1016	94	1049	1278		
	I-II	23/četvrtak	2	2	16	329	1659	23/četvrtak	2652	12/nedelja	2058	190	2152	2510		
Decembar	I	26/utorak	3	0	15	163	831	20/srijeda	1498	29/petak	967	84	1039	1077		
	II	15/petak	1	0	16	150	834	21/četvrtak	1233	3/nedelja	920	86	979	1062		
	I-II	15/petak	1	1	15	287	1676	20/srijeda	2658	29/petak	1887	170	2019	2139		
Godna	I	30.1/ponedeljak	2	0	18	240	437	6.3/ponedeljak	2685	19.8/subota	1099	116	1168	1324	1514	
	II	27.1/petak	3	0	18	419	453	7.3/utorak	2826	20.8/nedelja	1065	123	1122	1338	1477	
	I-II	27.1/petak	3	0	18	556	902	6.3/ponedeljak	4844	19.8/subota	2165	239	2290	2662	2991	

BROJANJE VOZILA NA MREŽI PUTEVA U REPUBLICI SRPSKOJ – 2017. GODINA
VEHICLE COUNTING ON THE ROAD NETWORK OF THE REPUBLIC OF SRPSKA – YEAR 2017

TRAFFIC PARAMETERS

Automatic counter number
 Location / Mileage [km+m]
 Road number / Section

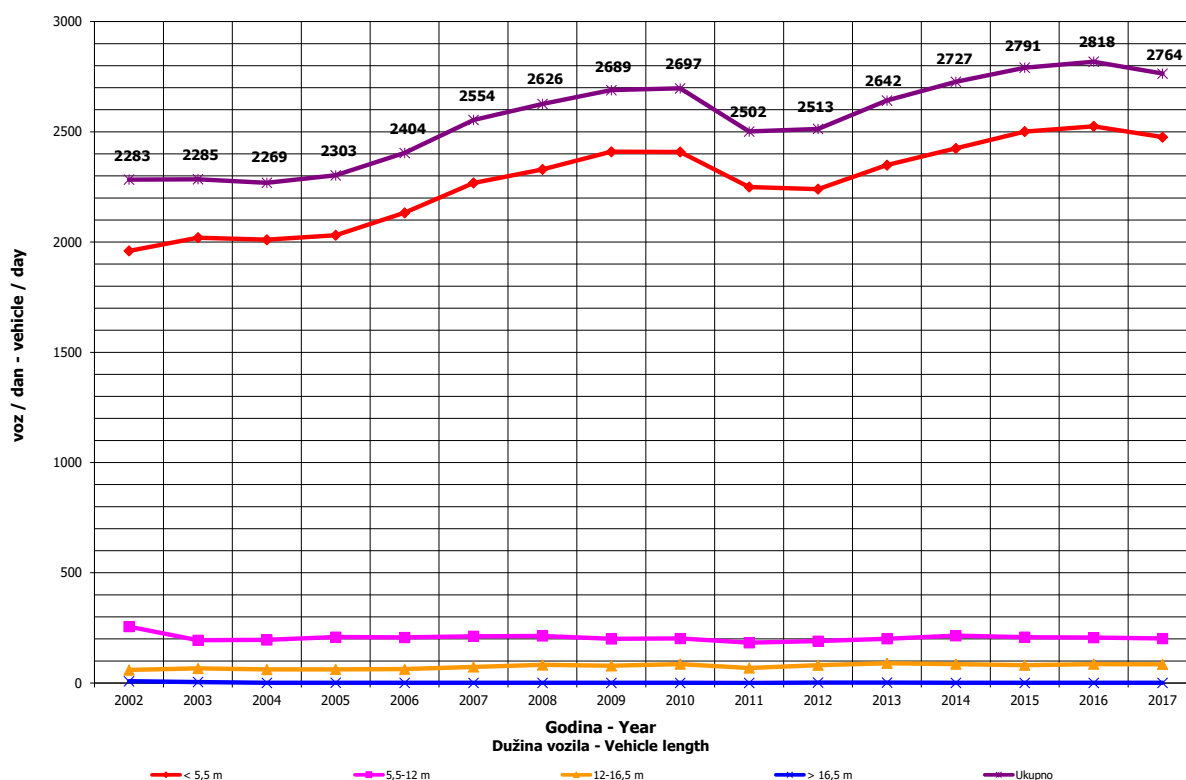
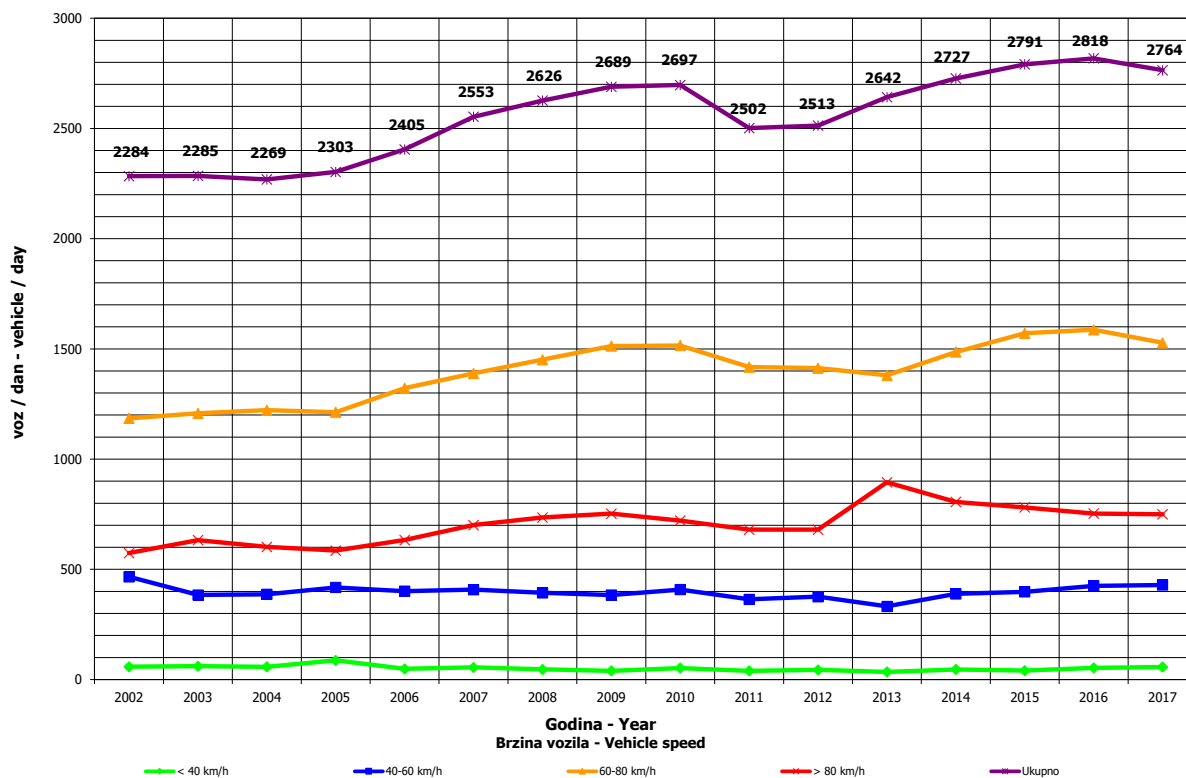
000037
 Stjenice / 13+684,00
 M 19.3 (MI-114) / Podromanija - Rogatica

Month	Direction	minimum hour		maximum hour		minimum day		maximum day		day time average (5-21 h)	night average (21-05 h)	working day average	weekend average	summer average
		date/day	hour	veh/h	date/day	hour	veh/day	date/day	veh/day					
January	I	30/Monday	2	0	9/Monday	16	119	24/Tuesday	1050	766	60	823	832	
	II	27/Friday	3	0	11/Wednesday	15	135	1/Sunday	1067	757	65	828	811	
	I-II	27/Friday	3	0	13/Friday	15	214	20/Friday	2050	1523	125	1651	1643	
February	I	23/Thursday	3	0	25/Saturday	9	121	1/Wednesday	541	758	60	803	858	
	II	22/Wednesday	3	0	25/Saturday	9	124	1/Wednesday	533	741	62	772	881	
	I-II	22/Wednesday	3	0	25/Saturday	9	245	1/Wednesday	1074	1500	122	1574	1739	
March	I	31/Friday	2	0	25/Saturday	11	140	6/Monday	437	751	65	793	883	
	II	30/Thursday	2	1	26/Sunday	18	162	7/Tuesday	453	724	69	761	885	
	I-II	28/Tuesday	2	1	26/Sunday	16	241	6/Monday	902	2433	1476	134	1554	1769
April	I	14/Friday	3	0	28/Friday	15	226	5/Wednesday	958	1127	99	1134	1364	
	II	7/Friday	3	1	2/Sunday	17	178	4/Tuesday	898	1025	111	1063	1244	
	I-II	7/Friday	3	2	28/Friday	15	342	4/Tuesday	1865	2152	210	2197	2608	
May	I	30/Tuesday	4	1	1/Monday	8	148	16/Tuesday	988	1085	112	1144	1326	
	II	22/Monday	3	2	2/Tuesday	17	284	16/Tuesday	970	1104	130	1151	1437	
	I-II	10/Wednesday	2	4	2/Tuesday	17	367	16/Tuesday	1958	2189	242	2295	2763	
June	I	13/Tuesday	2	0	30/Friday	18	143	6/Tuesday	983	1110	128	1228	1259	1238
	II	6/Tuesday	2	2	18/Sunday	19	204	7/Wednesday	935	1035	134	1119	1270	1169
	I-II	8/Thursday	2	3	25/Sunday	19	232	6/Tuesday	1929	2145	262	2347	2407	
July	I	5/Wednesday	3	4	29/Saturday	8	189	3/Monday	1286	1439	216	1580	1813	1655
	II	5/Wednesday	4	4	30/Sunday	17	315	4/Tuesday	1202	1310	192	1417	1681	1502
	I-II	6/Thursday	3	14	30/Sunday	17	406	3/Monday	2510	2749	407	2997	3493	3157
August	I	31/Thursday	3	2	19/Saturday	18	240	30/Wednesday	1164	1454	201	1561	1925	1655
	II	29/Tuesday	2	4	6/Sunday	18	419	30/Wednesday	1310	1496	237	1585	2154	1732
	I-II	29/Tuesday	3	11	6/Sunday	18	556	30/Wednesday	2474	2949	437	3146	4080	3387
September	I	26/Tuesday	3	0	3/Sunday	9	199	6/Wednesday	1138	1357	143	1397	1742	1500
	II	25/Monday	3	3	10/Sunday	18	307	5/Tuesday	1176	1331	164	1340	1856	1495
	I-II	25/Monday	3	5	17/Sunday	17	402	6/Wednesday	2333	2688	308	2737	3598	2995
October	I	9/Monday	3	0	21/Saturday	11	237	17/Tuesday	1051	1311	125	1365	1611	
	II	23/Monday	3	2	29/Sunday	16	245	17/Tuesday	1046	1299	130	1347	1629	
	I-II	23/Monday	3	6	29/Sunday	16	351	17/Tuesday	2097	2610	255	2712	3239	
November	I	7/Tuesday	3	1	17/Friday	15	136	23/Thursday	885	1042	95	1103	1232	
	II	23/Thursday	2	0	12/Sunday	18	207	23/Thursday	774	1016	94	1049	1278	
	I-II	23/Thursday	2	2	19/Sunday	16	329	23/Thursday	1659	2058	190	2152	2510	
December	I	26/Tuesday	3	0	29/Friday	15	163	20/Wednesday	831	967	84	1039	1077	
	II	15/Friday	1	0	10/Sunday	16	150	21/Thursday	834	920	86	979	1062	
	I-II	15/Friday	1	1	29/Friday	15	287	20/Wednesday	1676	1887	170	2019	2139	
Year	I	30.1/Monday	2	0	19.8/Saturday	18	240	6.3/Monday	437	1099	116	1168	1324	1514
	II	27.1/Friday	3	0	6.8/Sunday	18	419	7.3/Tuesday	453	1065	123	1122	1338	1477
	I-II	27.1/Friday	3	0	6.8/Sunday	18	556	6.3/Monday	902	2165	239	2290	2662	2991

GODIŠNJA NERAVNOMJERNOST SAOBRAĆAJNOG TOKA TRAFFIC FLOW ANNUAL VARIATION

Automatski brojač broj - Automatic counter number
 Lokalizet - Location / Stacionaža - Mileage [km+m]
 Broj puta - Road number / Dionica - Section

000037
 Stjenice / 13+684,00
 M 19.3 (MI-114) / Podromanija - Rogatica

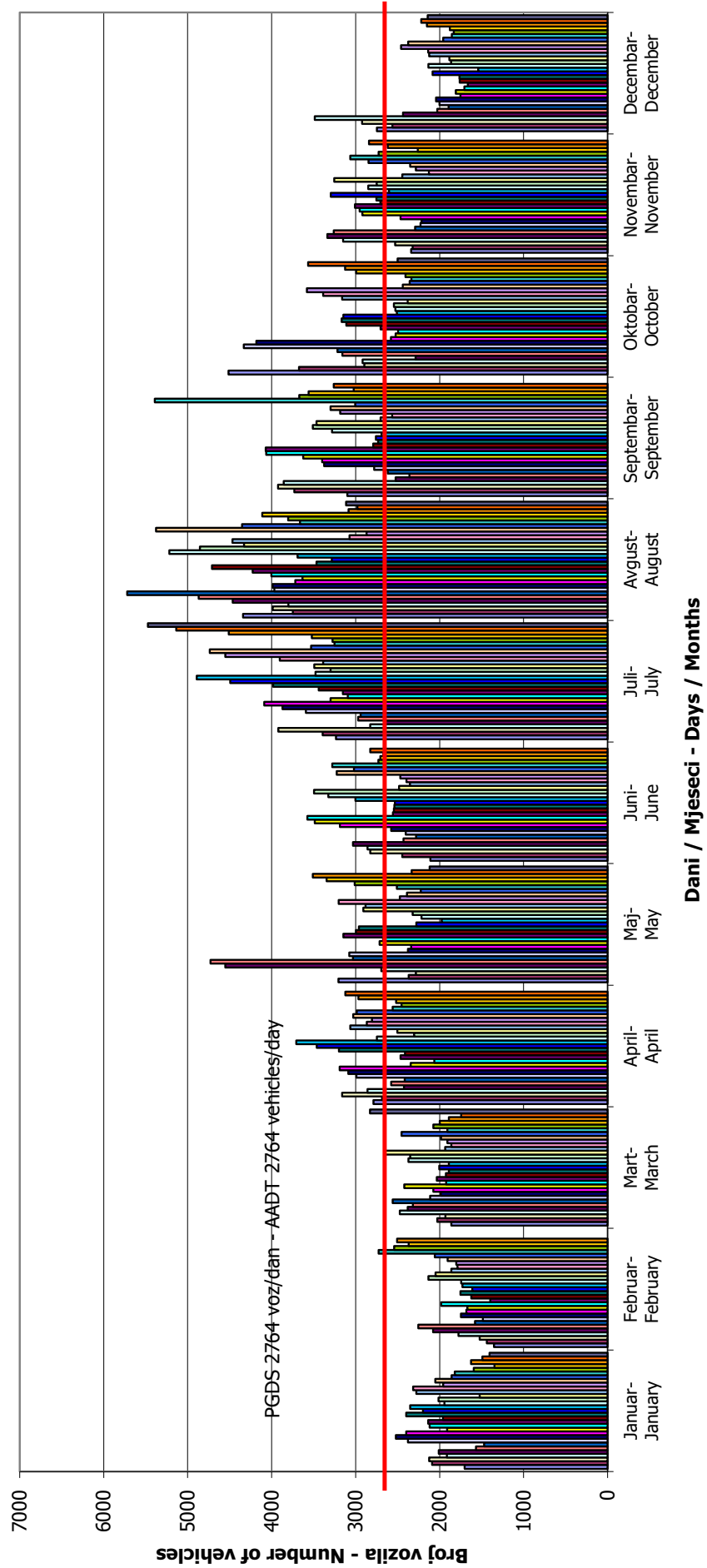


**DNEVNA NERAVNOMJERNOST SAOBRAĆAJNOG TOKA
 TRAFFIC FLOW DAILY VARIATION**

Automatski brojač broj - Automatic counter number
 Lokalityet - Location / Stacionaža - Mileage [km+m]
 Broj puta - Road number/ Dionica - Section

000037

Stjenice / 13+684,00
 M 19.3 (MI-114) / Podriomanija - Rogatica

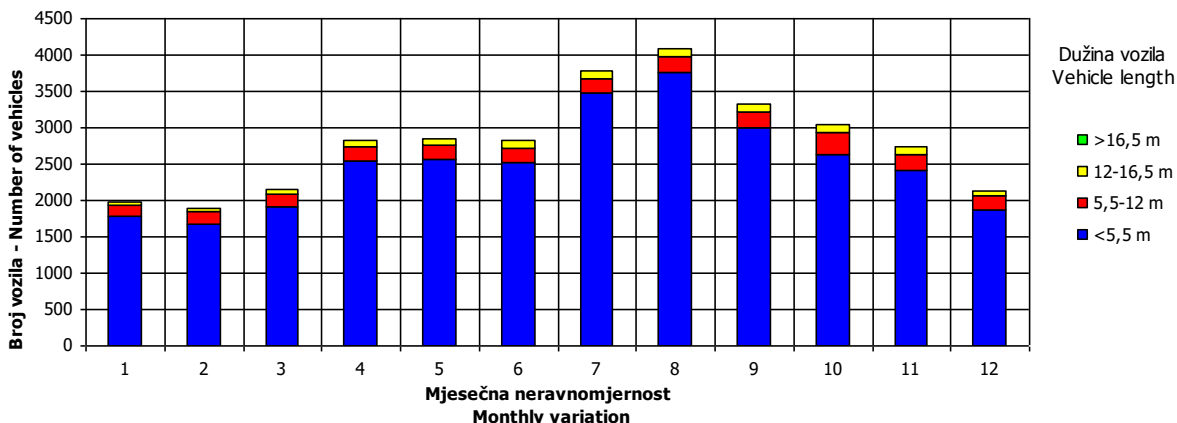
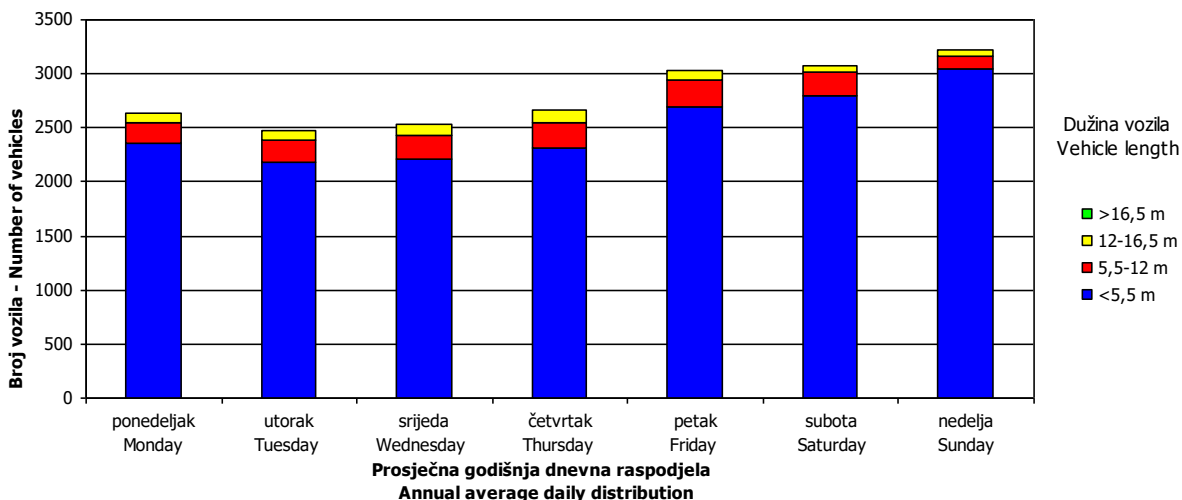
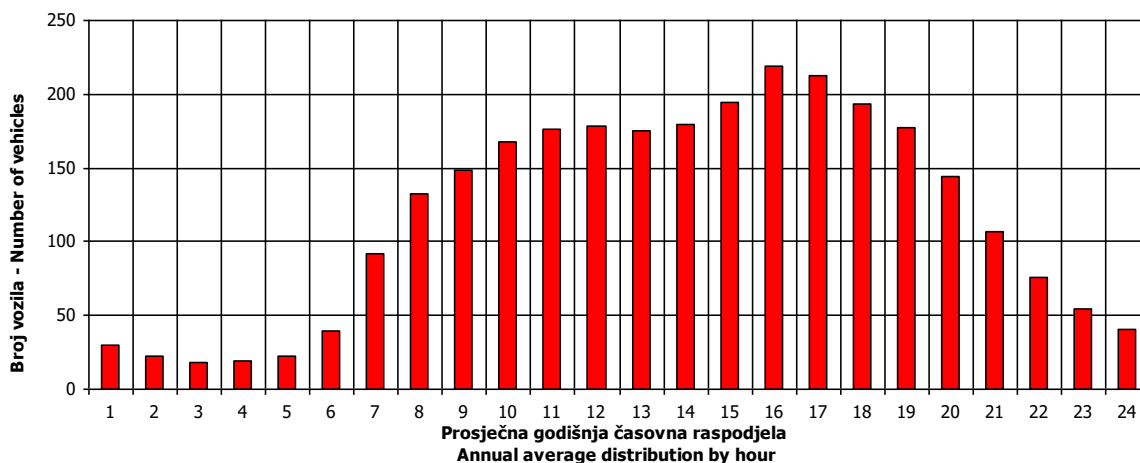


VREMENSKA RASPODJELA SAOBRAĆAJNOG TOKA TRAFFIC FLOW TIME DISTRIBUTION

Automatski brojač broj - Automatic counter number
 Lokalizet - Location / Stacionaža - Mileage [km+m]
 Broj puta - Road number / Dionica - Section

000037
 Stjenice / 13+684,00
 M 19.3 (MI-114) / Podromanija - Rogatica

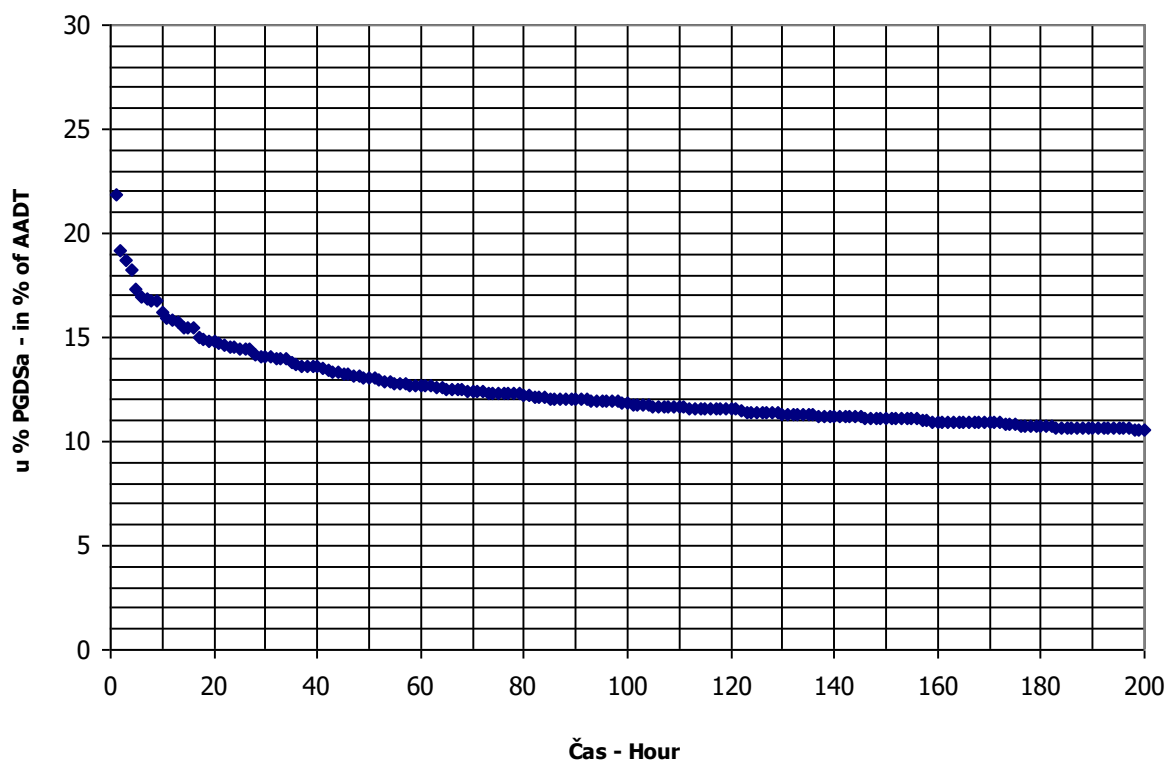
PGDS 2764 voz/dan AADT 2764 veh/day



SATNA DISTRIBUCIJA SAOBRAĆAJNOG TOKA TRAFFIC FLOW HOURLY DISTRIBUTION

Automatski brojač broj - Automatic counter number 000037
 Lokalitet - Location / Stacionaža - Mileage [km+m] Stjenice / 13+684,00
 Broj puta - Road number / Dionica - Section M 19.3 (MI-114) / Podromanija - Rogatica

PGDS - AADT	2764 voz/dan - veh/day							
Čas - Hour	Maksimalni vršni sat - Maximum peak hour	10	20	30	40	50	100	200
Sat u danu - Hour of day	18	19	19	16	19	18	9	10
Sat u godini - Hour in year	5227	5540	6068	6737	5060	4555	6034	5219
Dan - Day of week	nedelja - Sunday	subota - Saturday	nedelja - Sunday	nedelja - Sunday	nedelja - Sunday	nedelja - Sunday	subota - Saturday	nedelja - Sunday
Datum - Date	6	19	10	8	30	9	9	6
Mjesec - Month	Avgust - August	Avgust - August	Septembar - September	Oktobar - October	Juli - July	Juli - July	Septembar - September	Avgust - August
Vrijednost - Value	556	356	337	326	310	294	272	245
% - percent	23.13	14.81	14.02	13.56	12.89	12.23	11.31	10.19



BRONJE VOZILA NA MREŽI PUTEVA U REPUBLICI SRPSKOJ – 2017. GODINA
VEHICLE COUNTING ON THE ROAD NETWORK OF THE REPUBLIC OF SRPSKA – YEAR 2017

MJESEČNI BROJ VOZILA
MONTHLY NUMBER OF VEHICLES

Automatski brojač broj - Automatic counter number
 Lokalizet - Location / Stacionaža - Mileage [km+m]
 Broj puta - Road number / Dionica - Section

000038
 Svibo / 6+062,00
 M 5 (MI-114) / Ustiprača - Međa

	Mjesec - Month											
	Januar- January	Februar- February	Mart- March	April- April	Maj- May	Juni- June	Juli- July	August- August	Septembar- September	Oktober- October	Novembar- November	Decembar- December
1	1168	981	1269	2125	2933	1618	2418	3566	2140	2368	1676	1104
2	1490	1001	1430	1856	2840	1774	2509	2900	2420	2192	1694	1407
3	1604	1073	1421	2034	1893	2061	2771	3152	2568	1964	1743	1251
4	1428	1232	1439	2225	2068	1917	2239	3105	2489	1772	2226	1293
5	1418	1392	1406	1824	2070	2114	2134	3511	2072	1825	1976	1339
6	1133	1490	1216	1839	3067	1856	2245	3797	2033	2054	2209	1368
7	977	1092	1247	1818	2147	1695	2175	4177	2421	2315	1635	1404
8	1534	1070	1278	2189	2135	1785	2683	3165	2342	2381	1595	2025
9	1773	1209	1071	2061	1721	1867	2979	3039	2753	2762	1697	2058
10	1688	1168	1175	2074	1703	2333	2959	3020	2689	1738	1843	1774
11	1399	1200	1422	1697	1880	2388	2833	3029	3081	1815	2040	1823
12	1471	1411	1485	1586	1901	2446	2449	3266	2160	1824	1976	1722
13	1593	953	1370	1660	2203	1842	2443	3513	2109	1925	2049	1679
14	1337	1022	1398	1742	2094	2027	2713	3690	2061	2143	1861	1778
15	1622	1227	1373	1887	2072	1878	3116	2720	2101	2069	1796	1783
16	1438	1063	1466	1968	1621	1838	3612	2720	2629	2183	2128	2101
17	1469	1176	1491	1908	1478	2229	3481	2949	2767	1738	1867	1552
18	1409	1274	1773	1673	1601	2325	2818	3279	3084	1730	2071	2158
19	1415	1348	1854	1597	1630	2466	2620	3569	2248	1861	1928	1879
20	946	1322	1884	1734	1957	1845	2729	3587	2440	1746	2132	1905
21	1614	1188	1596	1722	1992	1800	2471	3706	2307	2189	1794	2149
22	1579	1313	1452	1945	2300	1770	3064	2490	2226	2216	1492	2160
23	1323	1439	1560	1811	1827	1865	3540	2314	2534	2346	1640	2484
24	1353	1011	1605	1910	1770	2276	3583	3136	2511	1730	1591	2397
25	1332	1375	1904	1667	1750	2112	2847	2476	2684	1688	1695	1977
26	1379	1804	1329	1647	1737	2332	2675	2895	2091	1741	1528	1816
27	1114	1643	1892	1724	2173	1963	2636	3251	1897	1661	1641	1623
28	900	1488	1601	1887	2186	2007	2760	3124	1954	2005	1471	1992
29	1083	1757	1582	3224	2237	2111	3440	2321	2151	2103	1448	1900
30	990		1438	3103	1665	2201	4066	2092	2444	2182	1331	2164
31	951		2098		1574		4307	2130		1996		1163
Ukupno- Total	41881	36701	46466	58023	62128	60626	89231	95568	71263	62116	53651	56176
Prosje- Average	1351	1266	1499	1934	2004	2021	2878	3083	2375	2004	1788	1812
Godišnji prosjek (PGDS) - Annual average (AADT)												2005

BROJANJE VOZILA NA MREŽI PUTEVA U REPUBLICI SRPSKOJ – 2017. GODINA
VEHICLE COUNTING ON THE ROAD NETWORK OF THE REPUBLIC OF SRPSKA – YEAR 2017

STRUKTURA SAOBRAĆAJNOG TOKA
TRAFFIC FLOW COMPOSITION

Automatski brojač broj - Automatic counter number
 Lokalitet - Location / Stacionaža - Mileage [km+m]
 Broj puta - Road number / Dionica - Section

000038
 Svibo / 6+062,00
 M 5 (MI-114) / Ustiprača - Međeđa

Mjesec - Month	Smjer - Direction	Dužina vozila - Vehicle length								Ukupno - Total
		< 5,5 m	(%)	5,5 - 12 m	(%)	12 - 16,5 m	(%)	< 16,5 m	(%)	
Januar - January	I	18532	90.7	1452	7.1	439	2.1	16	0.1	20439
	II	19087	89.0	1666	7.8	670	3.1	18	0.1	21442
	ukupno - total	37619	89.8	3118	7.4	1109	2.6	34	0.1	41881
Februar - February	I	16181	88.9	1555	8.5	464	2.6	7	0.0	18207
	II	16139	87.3	1717	9.3	616	3.3	22	0.1	18494
	ukupno - total	32320	88.1	3271	8.9	1080	2.9	29	0.1	36701
Mart - March	I	19955	87.1	1950	8.5	1005	4.4	11	0.0	22921
	II	20120	85.5	2113	9.0	1295	5.5	17	0.1	23545
	ukupno - total	40075	86.2	4063	8.7	2300	4.9	28	0.1	46466
April - April	I	26036	88.9	2044	7.0	1193	4.1	15	0.1	29288
	II	25037	87.1	2160	7.5	1527	5.3	11	0.0	28735
	ukupno - total	51073	88.0	4204	7.2	2720	4.7	26	0.0	58023
Maj - May	I	27251	90.1	2082	6.9	905	3.0	14	0.0	30252
	II	28348	88.9	2221	7.0	1291	4.0	16	0.1	31876
	ukupno - total	55600	89.5	4303	6.9	2195	3.5	30	0.0	62128
Juni - June	I	26560	89.4	2088	7.0	1055	3.5	12	0.0	29714
	II	27248	88.1	2249	7.3	1408	4.6	6	0.0	30912
	ukupno - total	53808	88.8	4337	7.2	2463	4.1	18	0.0	60626
Juli - July	I	41159	92.6	2138	4.8	1138	2.6	14	0.0	44448
	II	41184	92.0	2181	4.9	1413	3.2	5	0.0	44783
	ukupno - total	82343	92.3	4319	4.8	2550	2.9	19	0.0	89231
Avgust - August	I	43821	92.0	2381	5.0	1383	2.9	22	0.0	47607
	II	43782	91.3	2474	5.2	1693	3.5	11	0.0	47961
	ukupno - total	87603	91.7	4855	5.1	3077	3.2	33	0.0	95568
Septembar - September	I	31835	89.3	2468	6.9	1329	3.7	16	0.0	35648
	II	31381	88.1	2611	7.3	1617	4.5	5	0.0	35615
	ukupno - total	63216	88.7	5079	7.1	2947	4.1	21	0.0	71263
Oktobar - October	I	27097	88.2	2458	8.0	1163	3.8	12	0.0	30730
	II	27202	86.7	2654	8.5	1512	4.8	18	0.1	31385
	ukupno - total	54299	87.4	5112	8.2	2675	4.3	30	0.0	62116
Novembar - November	I	23213	87.3	2242	8.4	1113	4.2	15	0.1	26584
	II	23217	85.8	2410	8.9	1422	5.3	17	0.1	27067
	ukupno - total	46431	86.5	4652	8.7	2535	4.7	32	0.1	53651
Decembar - December	I	24695	87.3	2542	9.0	1021	3.6	16	0.1	28274
	II	23947	85.8	2766	9.9	1171	4.2	16	0.1	27901
	ukupno - total	48642	86.6	5308	9.4	2192	3.9	32	0.1	56176
Ukupno (godišnje) - Total (annual)	I	326334	89.6	25400	7.0	12208	3.4	172	0.0	364114
	II	326693	88.4	27223	7.4	15635	4.2	164	0.0	369716
	ukupno - total	653027	89.0	52622	7.2	27843	3.8	337	0.0	733830
Prosjeak (PGDS) - Average (AADT)	I	892	89.6	69	7.0	33	3.4	0	0.0	995
	II	893	88.4	74	7.4	43	4.2	0	0.0	1010
	ukupno - total	1784	89.0	144	7.2	76	3.8	1	0.0	2005

BRONJE VOZILA NA MREZI PUTEVA U REPUBLICI SRPSKOJ – 2017. GODINA
VEHICLE COUNTING ON THE ROAD NETWORK OF THE REPUBLIC OF SRPSKA – YEAR 2017

SAOBRAĆAJNI POKAZATELJI

000038

Automatski brojač broj

Lokalitet / Stacionaža [km+m]

Broj puta / Dionica

Svibo / 6+062,00

M 5 (MI-114) / Ustiprača - Mededa

Mjesec	Snjier	minimální čas			maksimální čas			minimální dan		maksimální dan		dnevni prosjek (05-21 h)	noćni prosjek (21-05 h)	projek radnim danom	projek vikendom	ljetni prosjek
		datum/dan	čas	voz/h	datum/dan	čas	voz/h	datum/dan	voz/dan							
Januar	I	30/ponedjeljak	3	0	88	8/medelja	461	25/srijeda	426	8/medelja	723	528	45	568	582	
	II	30/ponedjeljak	3	0	91	3/utorak	41	24/utorak	461	3/utorak	762	530	53	592	567	
	I-II	30/ponedjeljak	3	0	149	3/utorak	893	24/utorak	893	12/četvrtak	1416	1058	98	1160	1148	
Februar	I	23/četvrtak	4	0	101	25/subota	354	1/srijeda	354	25/subota	811	509	43	542	577	
	II	17/petak	2	0	142	25/subota	365	1/srijeda	365	25/subota	772	508	49	544	589	
	I-II	23/četvrtak	3	1	186	25/subota	719	1/srijeda	719	25/subota	1583	1017	92	1086	1166	
Mart	I	30/četvrtak	3	0	88	26/medelja	326	6/ponedjeljak	326	31/petak	819	521	46	558	592	
	II	8/srijeda	2	0	116	26/medelja	325	7/utorak	325	26/medelja	911	515	53	552	615	
	I-II	14/utorak	2	2	168	26/medelja	653	7/utorak	653	26/medelja	1701	1036	100	1111	1207	
April	I	5/srijeda	4	0	144	29/subota	670	12/srijeda	670	29/subota	1612	764	70	784	908	
	II	12/srijeda	2	1	168	16/medelja	668	4/utorak	668	16/medelja	977	733	83	775	877	
	I-II	12/srijeda	2	5	203	29/subota	1339	12/srijeda	1339	29/subota	2547	1497	153	1560	1785	
Maj	I	29/ponedjeljak	3	0	122	2/utorak	706	16/utorak	706	20/subota	1045	759	76	803	911	
	II	7/medelja	1	1	193	2/utorak	712	16/utorak	712	2/utorak	1620	783	90	833	972	
	I-II	29/ponedjeljak	3	3	271	2/utorak	1445	17/srijeda	1445	2/utorak	2634	1542	166	1636	1883	
Juni	I	12/ponedjeljak	3	0	88	16/petak	715	4/medelja	715	24/subota	1067	773	89	847	892	862
	II	6/utorak	2	0	124	25/medelja	19	6/utorak	1123	25/medelja	1123	779	109	857	951	888
	I-II	6/utorak	2	1	171	18/medelja	17	7/srijeda	1448	30/petak	2057	1551	199	1704	1842	1750
Juli	I	4/utorak	3	1	154	30/medelja	875	3/ponedjeljak	875	29/subota	1684	1053	127	1107	1331	1179
	II	3/ponedjeljak	15	2	170	30/medelja	901	4/utorak	901	30/medelja	1617	1036	151	1116	1337	1187
	I-II	3/ponedjeljak	15	5	324	30/medelja	1779	3/ponedjeljak	908	30/medelja	3244	2088	278	2223	2667	2367
Avgust	I	31/četvrtak	4	1	138	6/medelja	981	29/utorak	981	20/medelja	1602	1122	130	1180	1459	1252
	II	30/srijeda	2	4	182	13/medelja	17	30/srijeda	908	5/subota	1672	1125	149	1194	1503	1274
	I-II	31/četvrtak	4	6	289	13/medelja	1911	31/četvrtak	1911	5/subota	3230	2247	279	2374	2962	2526
Septembar	I	6/srijeda	3	0	152	2/subota	799	26/utorak	799	2/subota	1441	928	95	955	1182	1023
	II	28/četvrtak	1	2	196	17/medelja	816	26/utorak	816	3/medelja	1534	922	108	946	1226	1030
	I-II	28/četvrtak	1	3	282	17/medelja	1615	26/utorak	1615	2/subota	2711	1850	203	1900	2408	2053
Oktobar	I	24/utorak	4	0	110	20/petak	713	30/ponedjeljak	713	20/petak	1089	813	75	858	960	
	II	29/medelja	4	2	146	24/utorak	787	30/ponedjeljak	787	24/utorak	1297	821	89	883	976	
	I-II	19/četvrtak	2	5	208	15/medelja	1500	30/ponedjeljak	1500	24/utorak	2202	1634	163	1741	1936	
Novembar	I	29/srijeda	1	0	91	25/subota	606	23/četvrtak	606	17/petak	949	707	58	754	798	
	II	29/srijeda	1	0	221	12/medelja	561	23/četvrtak	561	26/medelja	1029	706	72	751	851	
	I-II	29/srijeda	1	0	283	12/medelja	1167	23/četvrtak	1167	17/petak	1816	1413	130	1505	1648	
Decembar	I	30/subota	5	0	108	29/petak	552	19/utorak	552	29/petak	1006	651	64	715	716	
	II	31/medelja	23	1	188	31/medelja	567	20/srijeda	567	3/medelja	837	631	72	696	718	
	I-II	20/srijeda	3	3	188	29/petak	1122	19/utorak	1122	29/petak	1841	1283	136	1411	1434	
Godna	I	30.1/ponedjeljak	3	0	154	30.7/medelja	326	6.3/ponedjeljak	326	29.7/subota	1684	762	77	809	907	1081
	II	30.1/ponedjeljak	3	0	221	12.11/medelja	325	7.3/utorak	325	5.8/subota	1672	759	90	815	927	1097
	I-II	30.1/ponedjeljak	3	0	324	30.7/medelja	653	7.3/utorak	653	30.7/medelja	3244	1521	167	1624	1834	2178

BROJANJE VOZILA NA MREŽI PUTEVA U REPUBLICI SRPSKOJ – 2017. GODINA
VEHICLE COUNTING ON THE ROAD NETWORK OF THE REPUBLIC OF SRPSKA – YEAR 2017

TRAFFIC PARAMETERS

Automatic counter number
 Location / Mileage [km+m]
 Road number / Section

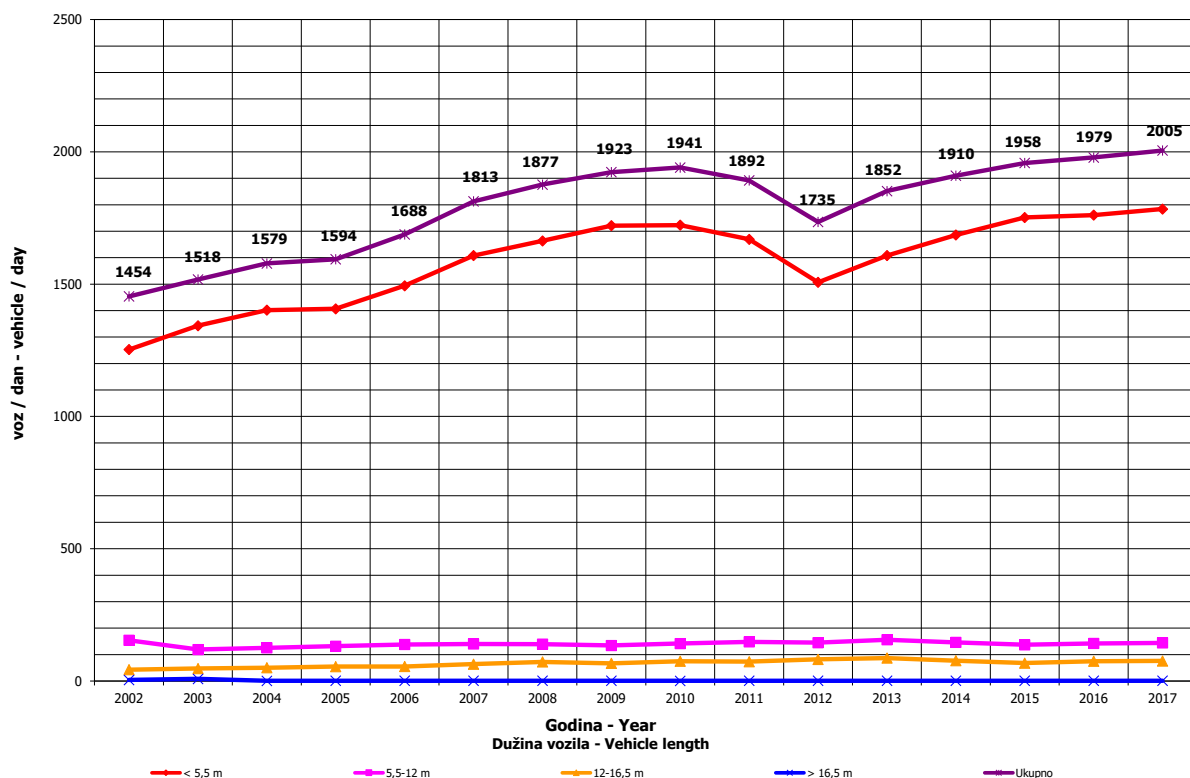
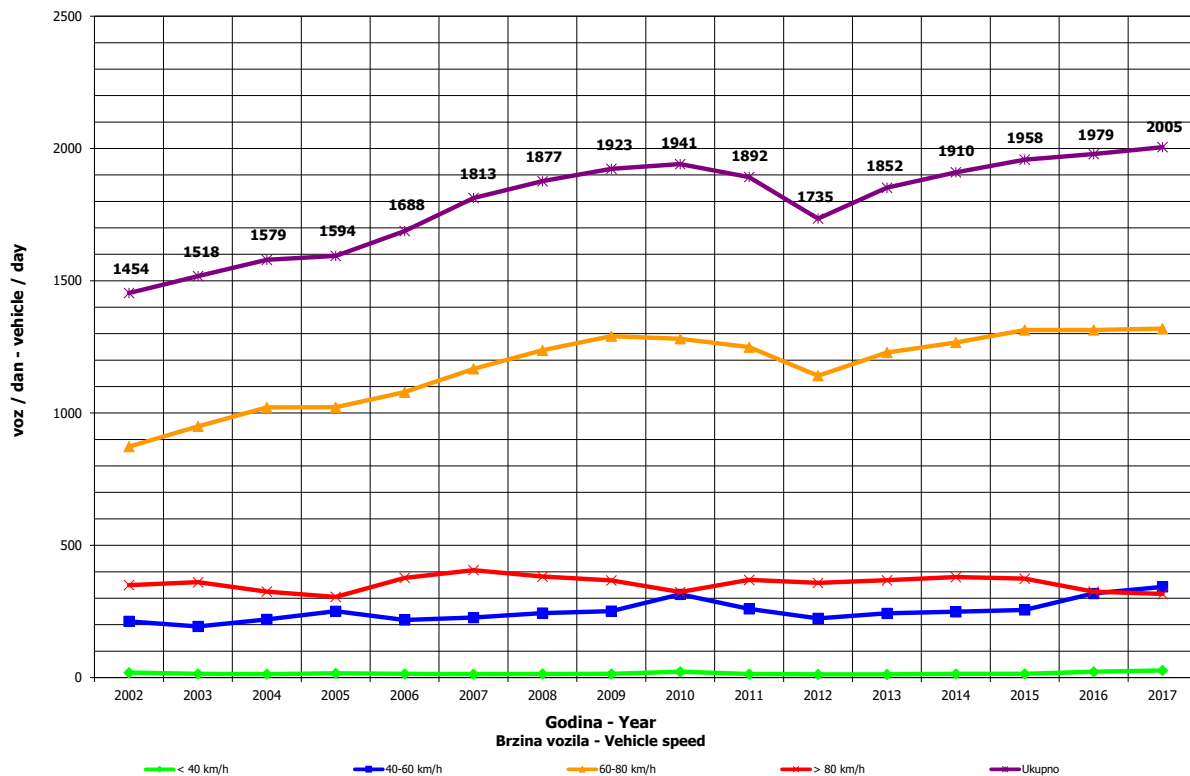
000038
 Svibo / 6+062,00
 M 5 (MI-114) / Ustiprača - Međeđa

Month	Direction	minimum hour		maximum hour		veh/h		veh/day		veh/day		day time average (5-21 h)	night average (21-05 h)	working day average	weekend average	summer average
		date/day	hour	date/day	hour	veh/h	veh/day	date/day	veh/day							
January	I	30/Monday	3	0	8/Sunday	13	88	461	25/Wednesday	723	528	45	568	582		
	II	30/Monday	3	0	3/Tuesday	14	91	426	24/Tuesday	762	530	53	592	567		
	I-II	30/Monday	3	0	3/Tuesday	14	149	893	12/Thursday	1416	1058	98	1160	1148		
February	I	23/Thursday	4	0	25/Saturday	12	101	354	1/Wednesday	811	509	43	542	577		
	II	17/Friday	2	0	25/Saturday	9	142	365	1/Wednesday	772	508	49	544	589		
	I-II	23/Thursday	3	1	25/Saturday	9	186	719	1/Wednesday	1583	1017	92	1086	1166		
March	I	30/Thursday	3	0	26/Sunday	12	88	326	6/Monday	819	521	46	558	592		
	II	8/Wednesday	2	0	26/Sunday	15	116	325	7/Tuesday	911	515	53	552	615		
	I-II	14/Tuesday	2	2	26/Sunday	15	168	653	7/Tuesday	1701	1036	100	1111	1207		
April	I	5/Wednesday	4	0	29/Saturday	11	144	670	12/Wednesday	1612	764	70	784	908		
	II	12/Wednesday	2	1	16/Sunday	17	122	427	4/Tuesday	977	733	83	775	877		
	I-II	12/Wednesday	2	5	29/Saturday	11	203	1339	12/Wednesday	2547	1497	153	1560	1785		
May	I	29/Monday	3	0	2/Tuesday	13	122	706	17/Wednesday	1045	759	76	803	911		
	II	7/Sunday	1	1	2/Tuesday	16	193	712	16/Tuesday	1620	783	90	833	972		
	I-II	29/Monday	3	3	2/Tuesday	15	271	1445	17/Wednesday	2634	1542	166	1636	1883		
June	I	12/Monday	3	0	16/Friday	17	88	715	4/Sunday	1067	773	89	847	892		862
	II	6/Tuesday	2	0	25/Sunday	19	124	678	6/Tuesday	1123	779	109	857	951		888
	I-II	6/Tuesday	2	1	18/Sunday	17	171	1448	7/Wednesday	2057	1551	199	1704	1842		1750
July	I	4/Tuesday	3	1	30/Sunday	17	154	875	3/Monday	1684	1053	127	1107	1331		1179
	II	3/Monday	15	2	30/Sunday	17	170	901	4/Tuesday	1617	1036	151	1116	1337		1187
	I-II	3/Monday	15	5	30/Sunday	17	324	1779	3/Monday	3244	2088	278	2223	2667		2367
August	I	31/Thursday	4	1	6/Sunday	11	138	981	29/Tuesday	1602	1122	130	1180	1459		1252
	II	30/Wednesday	2	4	13/Sunday	17	182	908	30/Wednesday	1672	1125	149	1194	1503		1274
	I-II	31/Thursday	4	6	13/Sunday	17	289	1911	31/Thursday	3230	2247	279	2374	2962		2526
September	I	6/Wednesday	3	0	2/Saturday	10	152	799	26/Tuesday	1441	928	95	955	1182		1023
	II	28/Thursday	1	2	17/Sunday	16	196	816	26/Tuesday	1534	922	108	946	1226		1030
	I-II	28/Thursday	1	3	17/Sunday	16	282	1615	26/Tuesday	2711	1850	203	1900	2408		2053
October	I	24/Tuesday	4	0	20/Friday	15	110	713	30/Monday	1089	813	75	858	960		
	II	29/Sunday	4	2	24/Tuesday	16	146	787	30/Monday	1297	821	89	883	976		
	I-II	19/Thursday	2	5	15/Sunday	16	208	1500	30/Monday	2202	1634	163	1741	1936		
November	I	29/Wednesday	1	0	25/Saturday	15	91	606	23/Thursday	949	707	58	754	798		
	II	29/Wednesday	1	0	12/Sunday	17	221	561	23/Thursday	1029	706	72	751	851		
	I-II	29/Wednesday	1	0	12/Sunday	17	283	1167	23/Thursday	1816	1413	130	1505	1648		
December	I	30/Saturday	5	0	29/Friday	16	108	552	19/Tuesday	1006	651	64	715	716		
	II	31/Sunday	23	1	31/Sunday	13	109	567	20/Wednesday	837	631	72	696	718		
	I-II	20/Wednesday	3	3	29/Friday	16	188	1122	19/Tuesday	1841	1283	136	1411	1434		
Year	I	30.1/Monday	3	0	30.7/Sunday	17	154	326	6.3/Monday	1684	762	77	809	907		1081
	II	30.1/Monday	3	0	12.11/Sunday	17	221	325	7.3/Tuesday	1672	759	90	815	927		1097
	I-II	30.1/Monday	3	0	30.7/Sunday	17	324	653	7.3/Tuesday	3244	1521	167	1624	1834		2178

GODIŠNJA NERAVNOMJERNOST SAOBRAĆAJNOG TOKA TRAFFIC FLOW ANNUAL VARIATION

Automatski brojač broj - Automatic counter number
 Lokalitet - Location / Stacionaža - Mileage [km+m]
 Broj puta - Road number / Dionica - Section

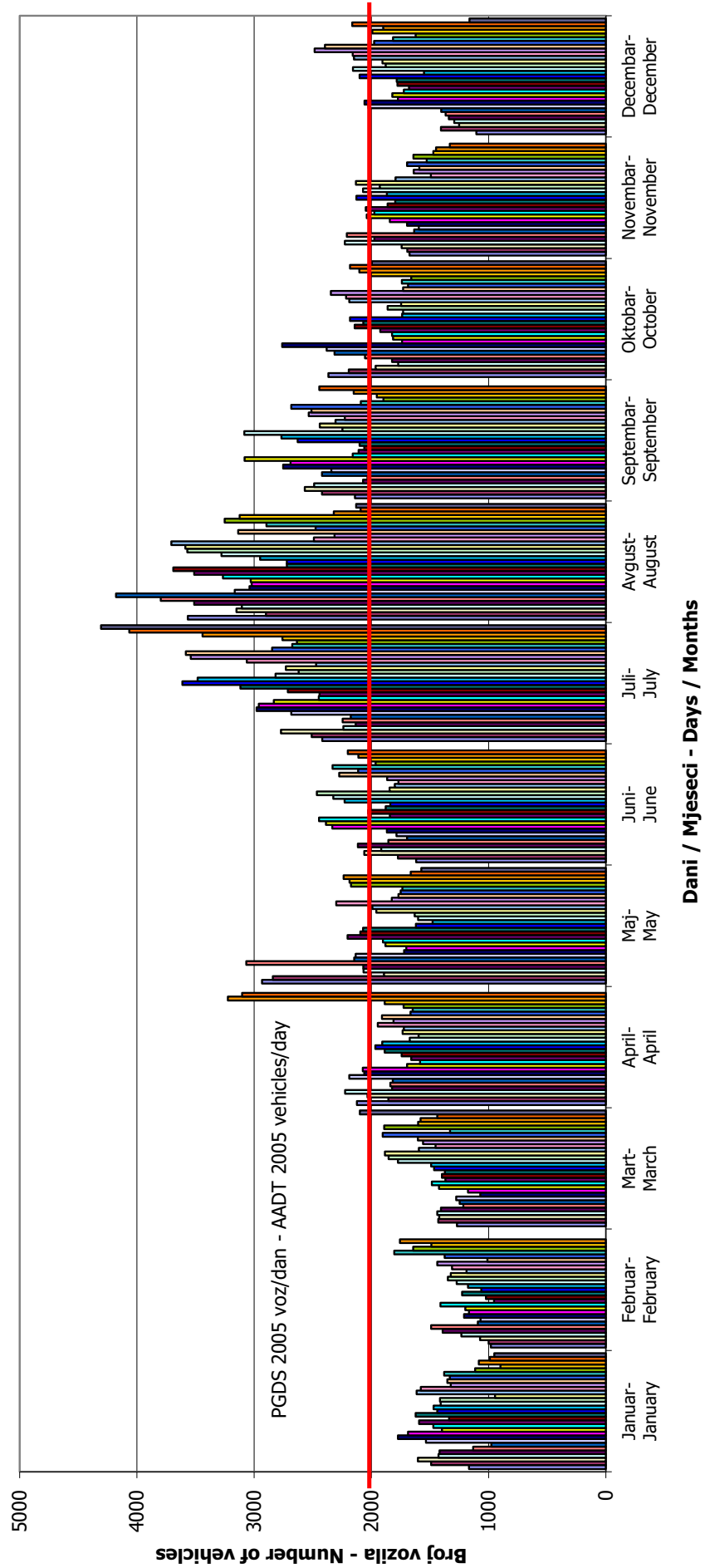
000038
 Svibo / 6+062,00
 M 5 (MI-114) / Ustiprača - Međeđa



**DNEVNA NERAVNOMJERNOST SAOBRAĆAJNOG TOKA
 TRAFFIC FLOW DAILY VARIATION**

000038
 Svibo / 6+062,00
 M 5 (MI-114) / Ustiprača - Mededa

Automatski brojač broj - Automatic counter number
 Lokalityet - Location / Stacionaža - Mileage [km+m]
 Broj puta - Road number/ Dionica - Section

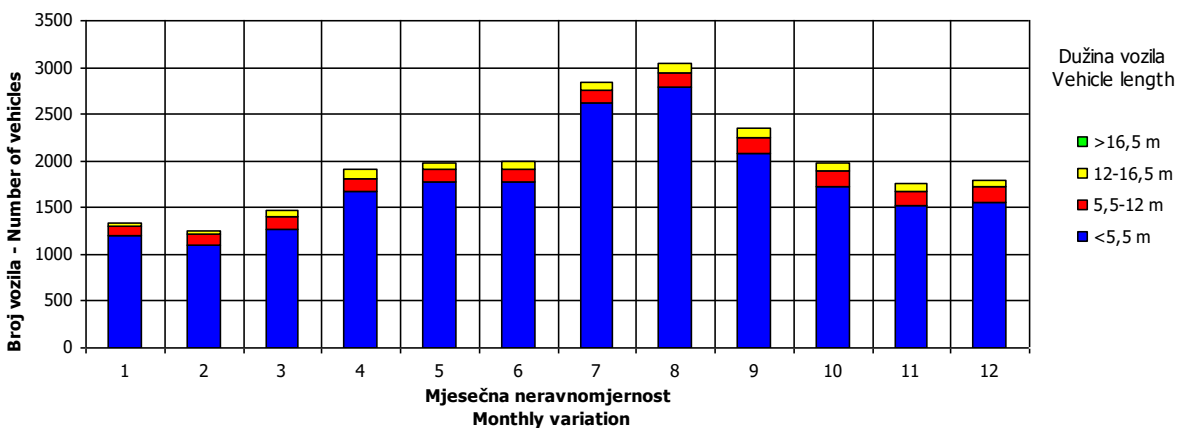
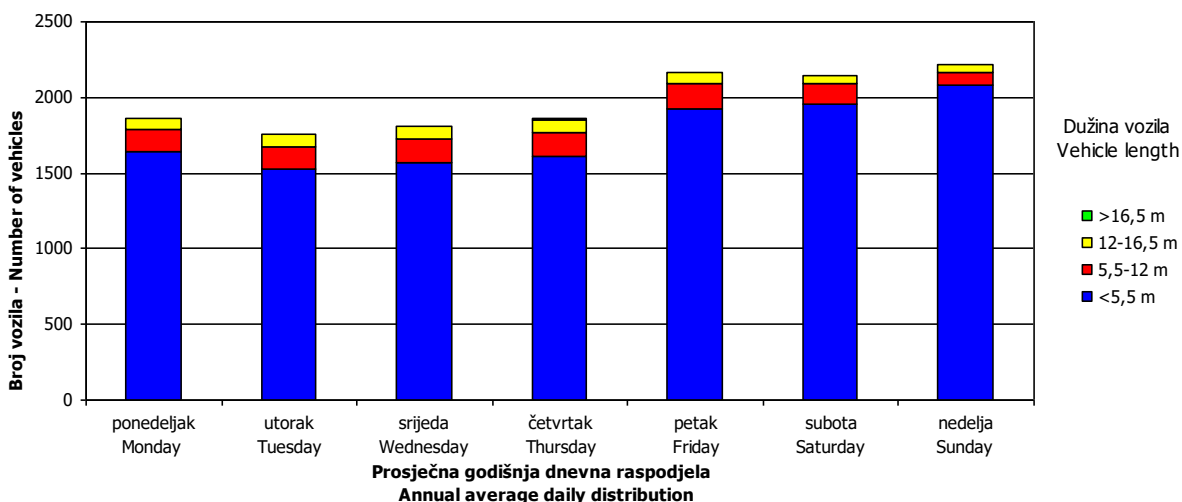
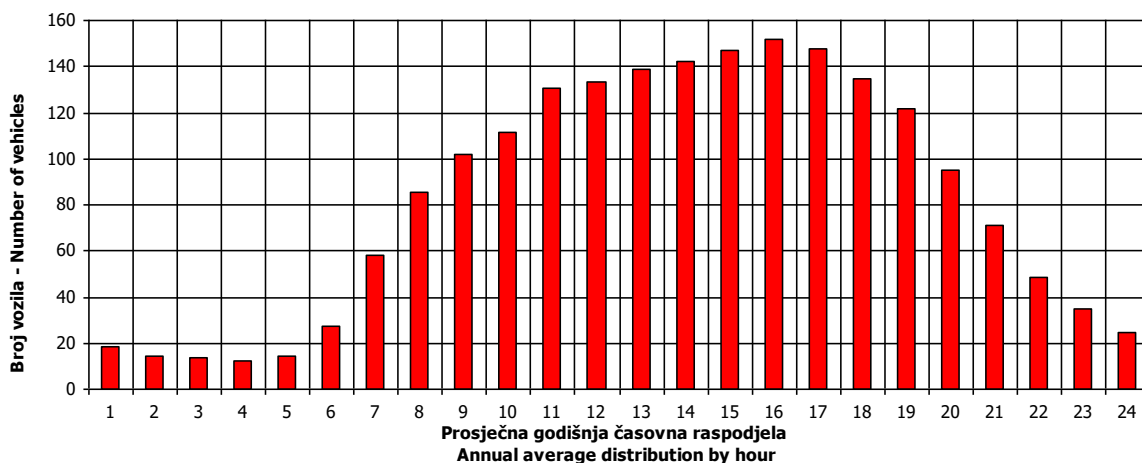


VREMENSKA RASPODJELA SAOBRAĆAJNOG TOKA TRAFFIC FLOW TIME DISTRIBUTION

Automatski brojač broj - Automatic counter number
 Lokalizet - Location / Stacionaža - Mileage [km+m]
 Broj puta - Road number / Dionica - Section

000038
 Svibo / 6+062,00
 M 5 (MI-114) / Ustiprača - Međeđa

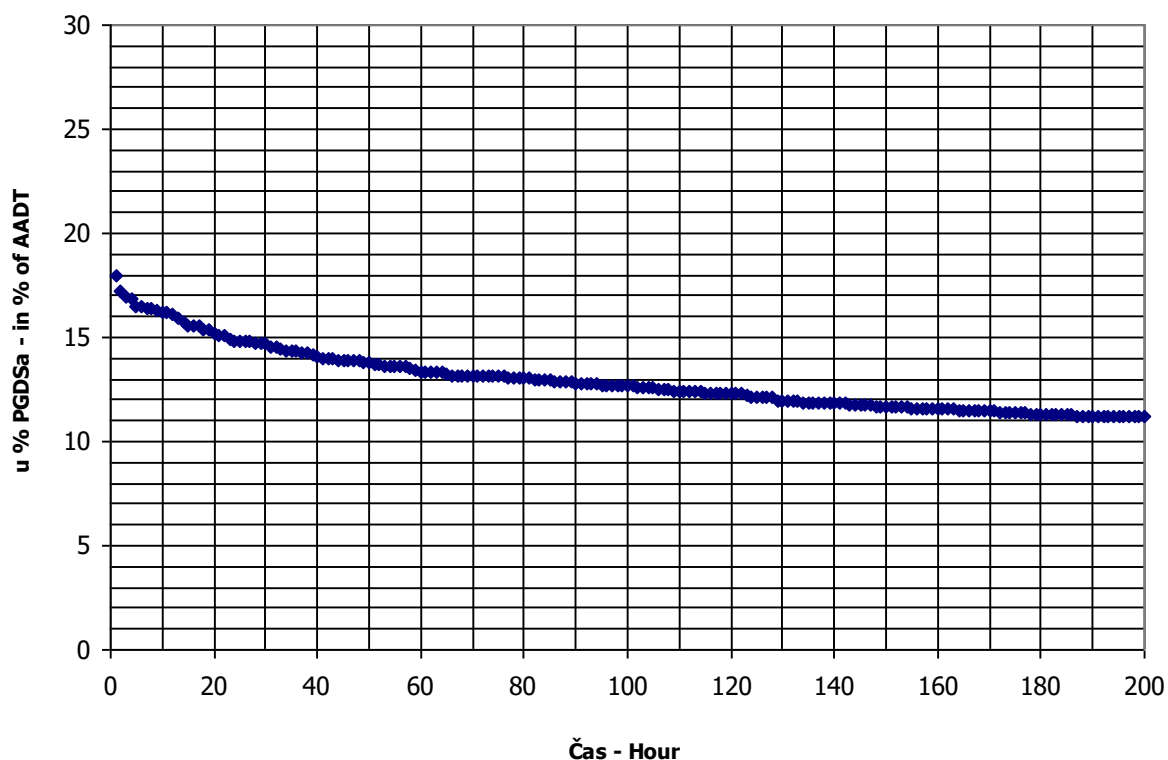
PGDS 2005 voz/dan AADT 2005 veh/day



SATNA DISTRIBUCIJA SAOBRAĆAJNOG TOKA TRAFFIC FLOW HOURLY DISTRIBUTION

Automatski brojač broj - Automatic counter number 000038
 Lokalitet - Location / Stacionaža - Mileage [km+m] Svibo / 6+062,00
 Broj puta - Road number / Dionica - Section M 5 (MI-114) / Ustiprača - Međeđa

PGDS - AADT	2005 voz/dan - veh/day							
Čas - Hour	Maksimalni vršni sat - Maximum peak hour	10	20	30	40	50	100	200
Sat u danu - Hour of day	17	16	18	18	15	10	10	14
Sat u godini - Hour in year	5058	5393	5899	6235	5368	5363	4691	4359
Dan - Day of week	nedelja - Sunday	nedelja - Sunday	nedelja - Sunday	nedelja - Sunday	subota - Saturday	subota - Saturday	subota - Saturday	subota - Saturday
Datum - Date	30	13	3	17	12	12	15	1
Mjesec - Month	Juli - July	Avgust - August	Septembar - September	Septembar - September	Avgust - August	Avgust - August	Juli - July	Juli - July
Vrijednost - Value	324	252	240	232	224	217	196	179
% - percent	19.19	14.93	14.21	13.74	13.27	12.85	11.61	10.60



BROJANJE VOZILA NA MREŽI PUTEVA U REPUBLICI SRPSKOJ – 2017. GODINA
VEHICLE COUNTING ON THE ROAD NETWORK OF THE REPUBLIC OF SRPSKA – YEAR 2017

MJESEČNI BROJ VOZILA
MONTHLY NUMBER OF VEHICLES

Automatski brojač broj - Automatic counter number

000039

Lokalitet - Location / Stacionaža - Mileage [km+m]

Vardište / 5+227,00

Broj puta - Road number / Dionica - Section

M 5 (MI-114) / Dobrun - granica / border RS
(Vardište)

	Mjesec - Month											
	Januar- January	Februar- February	Mart- March	April- April	Maj- May	Juni- June	Juli- July	August- August	Septembar- September	Oktober- October	Novembar- November	Decembar- December
1	749	371	489	1295	1457	746	1296	1754	1081	1098	705	636
2	851	410	619	1080	1317	861	1411	1553	1318	1277	774	712
3	818	441	583	945	989	1055	1611	1569	1391	903	784	678
4	701	539	684	1537	1085	951	1111	1616	1443	893	1009	663
5	779	771	666	948	1123	1192	1016	1880	1034	858	1003	647
6	656	773	720	1092	1411	809	1268	2204	1036	841	1110	632
7	434	640	503	863	1124	778	1133	2407	999	1023	985	602
8	822	452	540	956	1225	849	1420	1792	1000	1069	663	605
9	1071	518	443	1038	830	869	1822	1675	1226	1156	739	684
10	1086	524	489	1077	877	1211	1808	1721	1210	846	784	674
11	631	530	633	734	924	1216	1387	1768	1242	729	1075	630
12	625	662	701	619	1064	1393	1296	1916	998	803	887	574
13	774	515	707	685	985	933	1272	2399	881	809	1076	588
14	772	514	616	696	970	879	1390	2605	975	991	752	597
15	754	477	590	841	1016	885	1734	1723	990	990	841	558
16	820	448	619	944	726	938	1948	1580	1209	1125	733	721
17	865	484	647	994	656	1331	2095	1817	1401	814	778	615
18	609	469	831	747	851	1225	1501	1973	1283	735	1046	762
19	839	641	796	651	733	1461	1584	2268	1049	889	1076	710
20	534	645	857	715	988	853	1542	2423	1097	830	1037	582
21	861	575	644	765	936	968	1344	2593	1011	1017	853	611
22	687	570	622	909	1159	854	1773	1442	985	973	737	691
23	765	585	666	888	830	957	1874	1459	1132	1104	719	826
24	686	430	674	987	813	1232	2117	1669	1236	794	748	771
25	530	635	871	830	811	1192	1502	1486	1303	783	825	604
26	602	727	603	790	836	1322	1403	1754	976	928	794	592
27	437	785	850	832	1138	1112	1340	2549	837	837	853	606
28	408	751	656	862	1085	1001	1551	2093	896	1042	657	656
29	526	583	670	1295	1251	1010	1965	1340	844	1013	670	688
30	499		581	1494	762	1080	2311	1302	1105	1123	636	750
31	480		1162		746		2512	1078		887		834
Ukupno- Total	21706	16449	20671	28078	30701	31129	49488	57590	33159	29136	25290	20407
Prosjek- Average	700	567	667	936	990	1038	1596	1858	1105	940	843	658
Godišnji prosjek (PGDS) - Annual average (AADT)												994

BROJANJE VOZILA NA MREŽI PUTEVA U REPUBLICI SRPSKOJ – 2017. GODINA
VEHICLE COUNTING ON THE ROAD NETWORK OF THE REPUBLIC OF SRPSKA – YEAR 2017

STRUKTURA SAOBRAĆAJNOG TOKA
TRAFFIC FLOW COMPOSITION

Automatski brojač broj - Automatic counter number
 Lokalitet - Location / Stacionaža - Mileage [km+m]
 Broj puta - Road number / Dionica - Section

000039
 Vardište / 5+227,00
 M 5 (MI-114) / Dobrun - granica / border RS
 (Vardište)

Mjesec - Month	Smjer - Direction	Dužina vozila - Vehicle length								Ukupno - Total
		< 5,5 m	(%)	5,5 - 12 m	(%)	12 - 16,5 m	(%)	< 16,5 m	(%)	
Januar - January	I	9881	90.9	694	6.4	269	2.5	22	0.2	10865
	II	9661	89.1	735	6.8	402	3.7	43	0.4	10841
	ukupno - total	19542	90.0	1429	6.6	671	3.1	65	0.3	21706
Februar - February	I	7137	86.7	755	9.2	316	3.8	25	0.3	8233
	II	6976	84.9	736	9.0	469	5.7	36	0.4	8216
	ukupno - total	14112	85.8	1492	9.1	785	4.8	61	0.4	16449
Mart - March	I	8821	85.9	866	8.4	559	5.4	28	0.3	10274
	II	8736	84.0	868	8.4	748	7.2	45	0.4	10397
	ukupno - total	17557	84.9	1734	8.4	1307	6.3	73	0.4	20671
April - April	I	12211	88.9	848	6.2	660	4.8	15	0.1	13735
	II	12609	87.9	868	6.1	834	5.8	32	0.2	14343
	ukupno - total	24820	88.4	1717	6.1	1494	5.3	47	0.2	28078
Maj - May	I	13770	89.4	909	5.9	707	4.6	19	0.1	15405
	II	13323	87.1	978	6.4	958	6.3	36	0.2	15295
	ukupno - total	27094	88.3	1887	6.1	1665	5.4	54	0.2	30701
Juni - June	I	13388	89.0	887	5.9	751	5.0	9	0.1	15036
	II	14161	88.0	961	6.0	947	5.9	23	0.1	16093
	ukupno - total	27550	88.5	1849	5.9	1698	5.5	32	0.1	31129
Juli - July	I	22105	93.1	870	3.7	761	3.2	17	0.1	23752
	II	23953	93.1	908	3.5	855	3.3	20	0.1	25736
	ukupno - total	46058	93.1	1778	3.6	1615	3.3	37	0.1	49488
Avgust - August	I	28743	94.0	913	3.0	922	3.0	9	0.0	30588
	II	25020	92.7	969	3.6	995	3.7	19	0.1	27003
	ukupno - total	53764	93.4	1882	3.3	1917	3.3	28	0.0	57590
Septembar - September	I	15290	88.8	963	5.6	945	5.5	25	0.1	17223
	II	13902	87.2	970	6.1	1021	6.4	43	0.3	15936
	ukupno - total	29192	88.0	1933	5.8	1966	5.9	68	0.2	33159
Oktobar - October	I	12936	87.6	990	6.7	803	5.4	33	0.2	14763
	II	12309	85.6	1023	7.1	982	6.8	59	0.4	14373
	ukupno - total	25245	86.6	2013	6.9	1786	6.1	92	0.3	29136
Novembar - November	I	10959	86.3	979	7.7	733	5.8	30	0.2	12702
	II	10667	84.7	992	7.9	877	7.0	52	0.4	12588
	ukupno - total	21627	85.5	1971	7.8	1610	6.4	83	0.3	25290
Decembar - December	I	8433	82.2	1089	10.6	678	6.6	54	0.5	10254
	II	8243	81.2	1118	11.0	709	7.0	82	0.8	10153
	ukupno - total	16676	81.7	2207	10.8	1387	6.8	136	0.7	20407
Ukupno (godišnje) - Total (annual)	I	163675	89.5	10765	5.9	8103	4.4	288	0.2	182830
	II	159561	88.2	11128	6.1	9796	5.4	489	0.3	180974
	ukupno - total	323236	88.8	21892	6.0	17899	4.9	776	0.2	363804
Prosjek (PGDS) - Average (AADT)	I	447	89.5	29	5.9	22	4.4	1	0.2	500
	II	436	88.2	30	6.1	27	5.4	1	0.3	494
	ukupno - total	883	88.8	60	6.0	49	4.9	2	0.2	994

BROJANJE VOZILA NA MREŽI PUTEVA U REPUBLICI SRPSKOJ – 2017. GODINA
VEHICLE COUNTING ON THE ROAD NETWORK OF THE REPUBLIC OF SRPSKA – YEAR 2017

SAOBRAĆAJNI POKAZATELJI

Automatski brojač broj
 Lokalitet / Stacionaža [km+m]
 Broj puta / Dionica

000039

Vardište / 5+227,00

M 5 (MI-114) / Dobrun - granica / border RS (Vardište)

Mjesec	Snjier	minimalni čas			maksimalni čas			minimalni dan		maksimalni dan		dnevni prosjek (05-21 h)	noćni prosjek (21-05 h)	prosjek radnim danom	prosjek vikendom	ljetni prosjek
		datum/dan	čas	voz/h	datum/dan	čas	voz/h	datum/dan	voz/dan	datum/dan	voz/dan					
Januar	I	30/ponedjeljak	23	0	8/nedjelja	14	66	25/srijeda	157	8/nedjelja	499	240	240	309		
	II	31/utorak	4	0	2/ponedjeljak	13	38	25/srijeda	157	20/petak	337	226	250	272		
	I-II	27/petak	4	0	8/nedjelja	14	93	25/srijeda	314	8/nedjelja	783	466	490	581		
Februar	I	25/subota	4	0	26/nedjelja	13	52	1/srijeda	149	26/nedjelja	410	211	216	275		
	II	28/utorak	5	0	25/subota	9	47	1/srijeda	172	24/petak	428	202	32	248		
	I-II	20/ponedjeljak	4	0	26/nedjelja	13	71	1/srijeda	321	24/petak	709	412	444	523		
Mart	I	29/srijeda	3	0	26/nedjelja	14	35	13/ponedjeljak	118	26/nedjelja	329	195	24	214	234	
	II	31/petak	4	0	25/subota	17	33	13/ponedjeljak	118	25/subota	337	190	34	217	244	
	I-II	13/ponedjeljak	1	0	24/petak	14	59	13/ponedjeljak	236	25/subota	632	385	58	431	478	
April	I	27/četvrtak	4	0	24/ponedjeljak	12	70	13/četvrtak	254	24/ponedjeljak	657	321	37	337	389	
	II	29/subota	4	0	21/petak	13	80	3/ponedjeljak	236	21/petak	719	322	53	344	421	
	I-II	10/ponedjeljak	4	0	24/ponedjeljak	12	114	4/utorak	502	24/ponedjeljak	1119	643	90	682	810	
Maj	I	26/petak	4	0	7/nedjelja	14	88	29/ponedjeljak	298	7/nedjelja	749	358	45	368	489	
	II	29/ponedjeljak	2	0	5/petak	17	50	8/ponedjeljak	292	5/petak	582	325	61	366	434	
	I-II	29/ponedjeljak	2	2	7/nedjelja	13	122	29/ponedjeljak	598	7/nedjelja	1189	683	106	734	923	
Juni	I	18/nedjelja	3	0	18/nedjelja	18	47	8/četvrtak	297	25/nedjelja	561	337	48	363	433	
	II	6/utorak	1	0	30/petak	17	46	7/srijeda	310	30/petak	575	343	70	396	446	
	I-II	27/utorak	4	2	11/nedjelja	18	83	8/četvrtak	614	25/nedjelja	1061	681	118	759	879	
Juli	I	20/četvrtak	4	0	30/nedjelja	18	103	4/utorak	391	30/nedjelja	962	470	70	498	649	
	II	26/srijeda	2	2	23/nedjelja	12	80	3/ponedjeljak	434	30/nedjelja	831	501	104	556	709	
	I-II	19/srijeda	3	4	30/nedjelja	14	147	4/utorak	831	30/nedjelja	1793	977	175	1053	1358	
Avgust	I	29/utorak	4	1	20/nedjelja	12	106	31/četvrtak	532	20/nedjelja	1088	585	77	603	828	
	II	29/utorak	1	1	5/subota	11	75	30/srijeda	379	5/subota	873	507	96	563	718	
	I-II	29/utorak	4	3	20/nedjelja	12	160	30/srijeda	945	20/nedjelja	1840	1092	172	1166	1546	
Septembar	I	28/četvrtak	4	0	3/nedjelja	12	64	4/ponedjeljak	367	2/subota	673	423	49	435	557	
	II	26/utorak	4	3	3/nedjelja	14	115	19/utorak	700	3/nedjelja	1373	804	118	854	1081	
	I-II	25/srijeda	4	0	15/nedjelja	17	59	25/srijeda	318	1/nedjelja	556	367	41	380	477	
Oktobar	I	19/četvrtak	4	0	29/nedjelja	15	51	23/ponedjeljak	316	27/petak	518	343	59	381	451	
	II	23/četvrtak	4	3	29/nedjelja	15	103	25/srijeda	635	1/nedjelja	1052	709	100	761	928	
	I-II	23/četvrtak	2	0	19/nedjelja	14	55	23/četvrtak	223	26/nedjelja	447	323	32	339	397	
Novembar	I	29/srijeda	5	0	25/subota	12	43	23/četvrtak	224	17/petak	473	296	49	333	375	
	II	29/srijeda	1	1	26/nedjelja	16	86	23/četvrtak	447	17/petak	889	619	81	673	772	
	I-II	30/subota	4	0	10/nedjelja	14	45	27/srijeda	236	8/petak	373	274	32	301	316	
Decembar	I	26/utorak	4	0	30/subota	15	41	21/četvrtak	211	16/subota	411	267	44	297	338	
	II	30/subota	4	1	31/nedjelja	16	79	21/četvrtak	459	8/petak	744	541	76	599	654	
	I-II	30.1/ponedjeljak	23	0	20.8/nedjelja	12	106	13.3/ponedjeljak	118	20.8/nedjelja	1088	344	42	360	443	
Godna	I	31.1/utorak	4	0	21.4/petak	13	80	13.3/ponedjeljak	118	5.8/subota	873	326	59	364	432	
	II	27.1/petak	4	0	20.8/nedjelja	12	160	13.3/ponedjeljak	236	20.8/nedjelja	1840	670	101	724	875	
	I-II														1037	

BROJANJE VOZILA NA MREŽI PUTEVA U REPUBLICI SRPSKOJ – 2017. GODINA
VEHICLE COUNTING ON THE ROAD NETWORK OF THE REPUBLIC OF SRPSKA – YEAR 2017

TRAFFIC PARAMETERS

000039
 Vardište / 5+227,00
 M 5 (MI-114) / Dobrun - granica / border RS (Vardište)

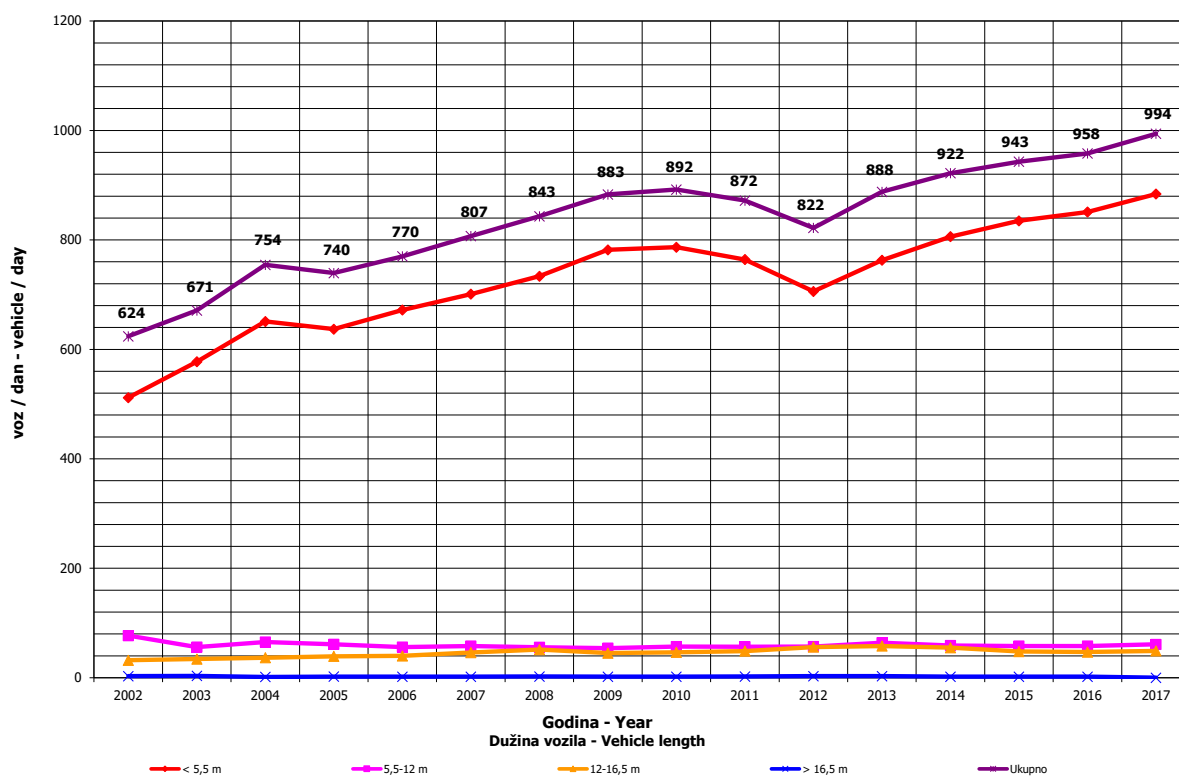
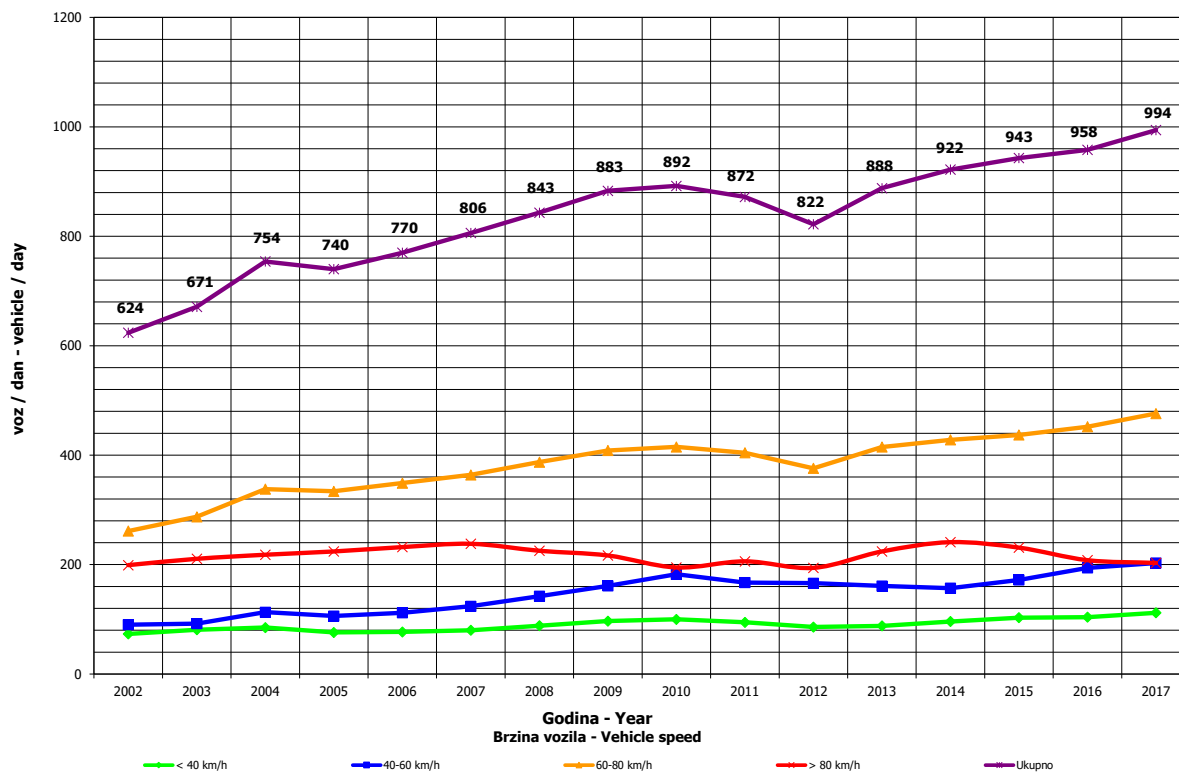
Automatic counter number
 Location / Mileage [km+m]
 Road number / Section

Month	Direction	minimum hour		maximum hour		veh/h		veh/day		veh/day		veh/day	day time average (5-21 h)	night average (21-05 h)	working day average	weekend average	summer average
		date/day	hour	date/day	hour	veh/h	veh/day	date/day	veh/day								
January	I	30/Monday	23	0	8/Sunday	14	66	25/Wednesday	157	8/Sunday	499	240	24	240	309		
	II	31/Tuesday	4	0	2/Monday	13	38	25/Wednesday	157	20/Friday	337	226	32	250	272		
	I-II	27/Friday	4	0	8/Sunday	14	93	25/Wednesday	314	8/Sunday	783	466	56	490	581		
February	I	25/Saturday	4	0	26/Sunday	13	52	1/Wednesday	149	26/Sunday	410	211	23	216	275		
	II	28/Tuesday	5	0	25/Saturday	9	47	1/Wednesday	172	24/Friday	428	202	32	228	248		
	I-II	20/Monday	4	0	26/Sunday	13	71	1/Wednesday	321	24/Friday	709	412	55	444	523		
March	I	29/Wednesday	3	0	26/Sunday	14	35	13/Monday	118	26/Sunday	329	195	24	214	234		
	II	31/Friday	4	0	25/Saturday	17	33	13/Monday	118	25/Saturday	337	190	34	217	244		
	I-II	13/Monday	1	0	24/Friday	14	59	13/Monday	236	25/Saturday	632	385	58	431	478		
April	I	27/Thursday	4	0	24/Monday	12	70	13/Thursday	254	24/Monday	657	321	37	337	389		
	II	29/Saturday	4	0	21/Friday	13	80	3/Monday	236	21/Friday	719	322	53	344	421		
	I-II	10/Monday	4	0	24/Monday	12	114	4/Tuesday	502	24/Monday	1119	643	90	682	810		
May	I	26/Friday	4	0	7/Sunday	14	88	29/Monday	298	7/Sunday	749	358	45	368	489		
	II	29/Monday	2	0	5/Friday	17	50	8/Monday	292	5/Friday	582	325	61	366	434		
	I-II	29/Monday	2	2	7/Sunday	13	122	29/Monday	598	7/Sunday	1189	683	106	734	923		
June	I	18/Sunday	3	0	18/Sunday	18	47	8/Thursday	297	25/Sunday	561	337	48	363	433	386	
	II	6/Tuesday	1	0	30/Friday	17	46	7/Wednesday	310	30/Friday	575	343	70	396	446	413	
	I-II	27/Tuesday	4	2	11/Sunday	18	83	8/Thursday	614	25/Sunday	1061	681	118	759	879	799	
July	I	20/Thursday	4	0	30/Sunday	18	103	4/Tuesday	391	30/Sunday	962	476	70	498	649	546	
	II	26/Wednesday	2	2	23/Sunday	12	80	3/Monday	434	30/Sunday	831	501	104	556	709	605	
	I-II	19/Wednesday	3	4	30/Sunday	14	147	4/Tuesday	831	30/Sunday	1793	977	175	1053	1358	1152	
August	I	29/Tuesday	4	1	20/Sunday	12	106	31/Thursday	532	20/Sunday	1088	585	77	603	828	661	
	II	29/Tuesday	1	1	5/Saturday	11	75	30/Wednesday	379	5/Saturday	873	507	96	563	718	603	
	I-II	29/Tuesday	4	3	20/Sunday	12	160	30/Wednesday	945	20/Sunday	1840	1092	172	1166	1546	1264	
September	I	29/Friday	4	0	3/Sunday	12	64	4/Monday	367	2/Saturday	673	423	49	435	557	471	
	II	28/Thursday	0	0	3/Sunday	14	61	19/Tuesday	325	3/Sunday	721	381	69	419	524	451	
	I-II	26/Tuesday	4	3	3/Sunday	14	115	19/Tuesday	700	3/Sunday	1373	804	118	854	1081	922	
October	I	25/Wednesday	4	0	15/Sunday	17	59	25/Wednesday	318	1/Sunday	556	367	41	380	477		
	II	19/Thursday	4	0	29/Sunday	15	51	23/Monday	316	27/Friday	518	343	59	381	451		
	I-II	29/Sunday	4	3	29/Sunday	15	103	25/Wednesday	635	1/Sunday	1052	709	100	761	928		
November	I	23/Thursday	2	0	19/Sunday	14	55	23/Thursday	223	26/Sunday	447	323	32	339	397		
	II	29/Wednesday	5	0	25/Saturday	12	43	23/Thursday	224	17/Friday	473	296	49	333	375		
	I-II	29/Wednesday	1	1	26/Sunday	16	86	23/Thursday	447	17/Friday	889	619	81	673	772		
December	I	30/Saturday	4	0	10/Sunday	14	45	21/Wednesday	236	8/Friday	373	274	32	301	316		
	II	26/Tuesday	4	0	30/Saturday	15	41	21/Thursday	211	16/Saturday	411	267	44	297	338		
	I-II	30/Saturday	4	1	31/Sunday	16	79	21/Thursday	459	8/Friday	744	541	76	599	654		
Year	I	30.1/Monday	23	0	20.8/Sunday	12	106	13.3/Monday	118	20.8/Sunday	1088	344	42	360	443	518	
	II	31.1/Tuesday	4	0	21.4/Friday	13	80	13.3/Monday	118	5.8/Saturday	873	326	59	364	432	519	
	I-II	27.1/Friday	4	0	20.8/Sunday	12	160	13.3/Monday	236	20.8/Sunday	1840	670	101	724	875	1037	

GODIŠNJA NERAVNOMJERNOST SAOBRAĆAJNOG TOKA TRAFFIC FLOW ANNUAL VARIATION

Automatski brojač broj - Automatic counter number
 Lokalitet - Location / Stacionaža - Mileage [km+m]
 Broj puta - Road number / Dionica - Section

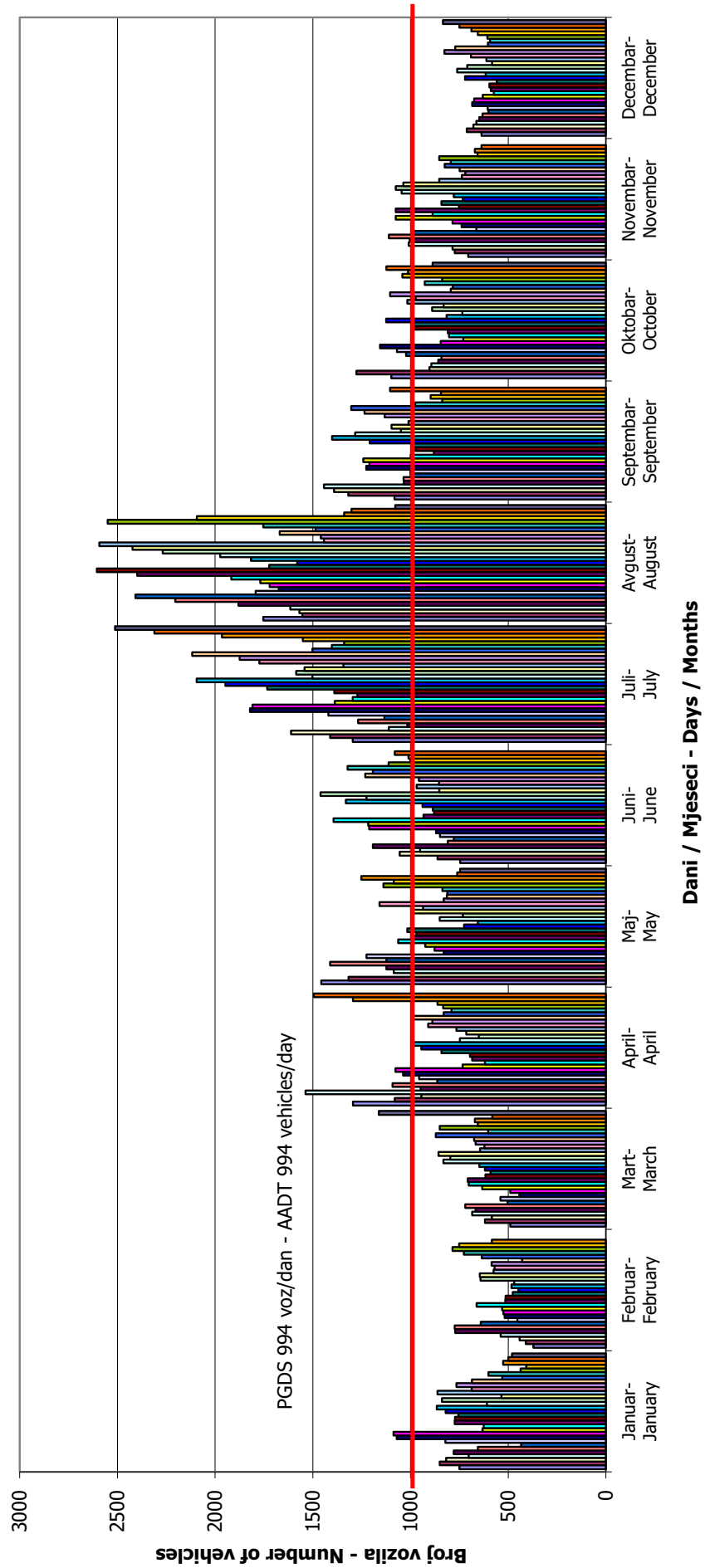
000039
 Vardište / 5+227,00
 M 5 (MI-114) / Dobrun - granica / border RS
 (Vardište)



**DNEVNA NERAVNOMJERNOST SAOBRAĆAJNOG TOKA
 TRAFFIC FLOW DAILY VARIATION**

000039
 Vardište / 5+227,00
 M 5 (MI-114) / Dobrun - granica / border RS (Vardište)

Automatski brojač broj - Automatic counter number
 Lokalityet - Location / Stacionaža - Mileage [km+m]
 Broj puta - Road number/ Dionica - Section



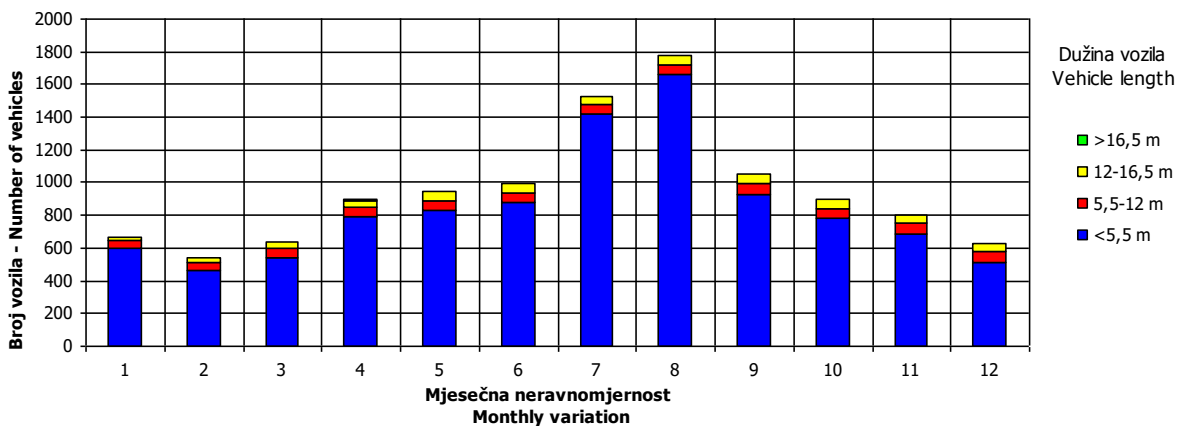
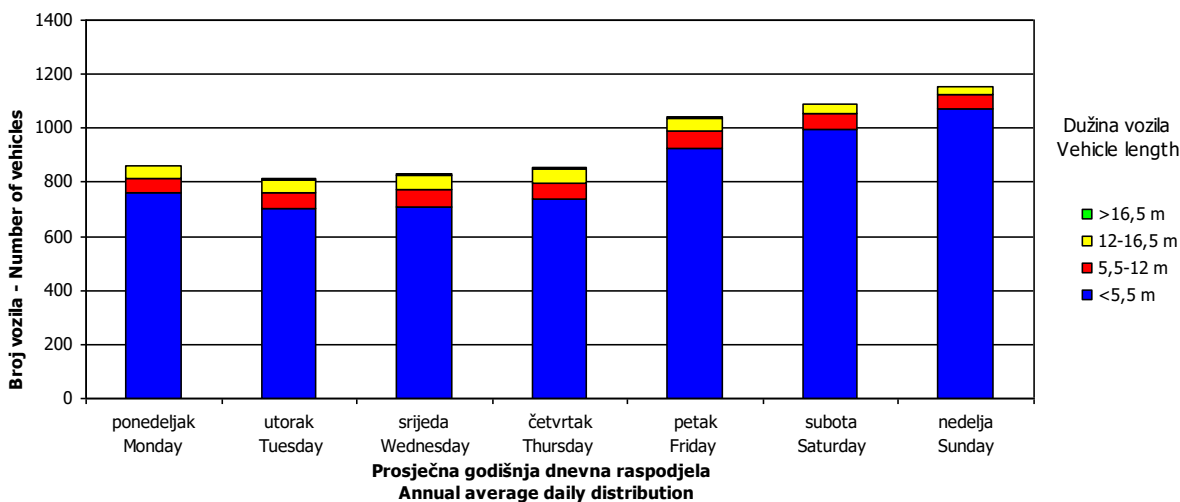
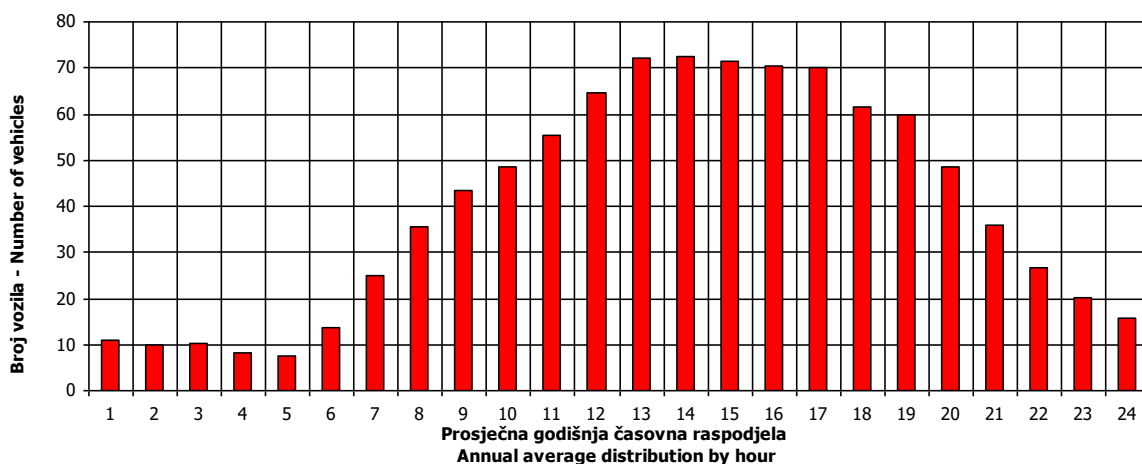
VREMENSKA RASPODJELA SAOBRAĆAJNOG TOKA TRAFFIC FLOW TIME DISTRIBUTION

Automatski brojač broj - Automatic counter number
 Lokalizet - Location / Stacionaža - Mileage [km+m]
 Broj puta - Road number / Dionica - Section

000039
 Vardište / 5+227,00
 M 5 (MI-114) / Dobrun - granica / border RS
 (Vardište)

PGDS 994 voz/dan

AADT 994 veh/day

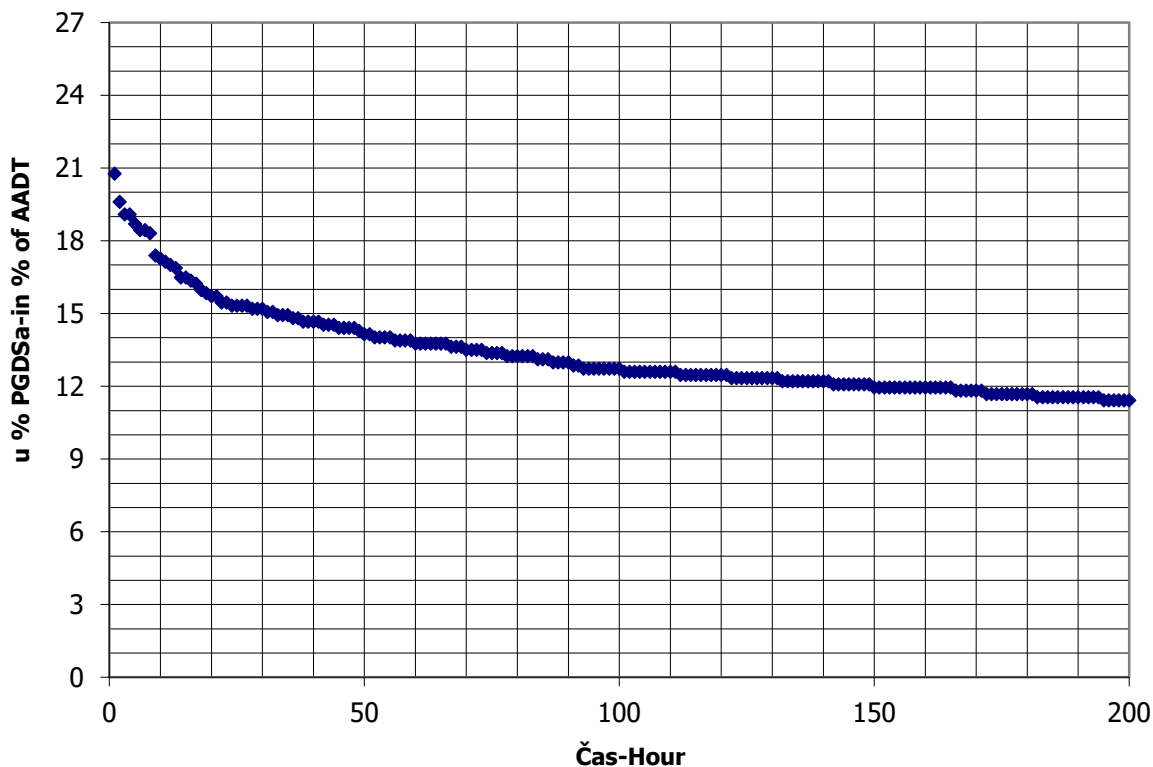


SATNA DISTRIBUCIJA SAOBRAĆAJNOG TOKA TRAFFIC FLOW HOURLY DISTRIBUTION

Automatski brojač broj - Automatic counter number
 Lokalizet - Location / Stacionaža - Mileage [km+m]
 Broj puta - Road number / Dionica - Section

000039
 Vardište / 5+227,00
 M 5 (MI-114) / Dobrun - granica / border RS
 (Vardište)

PGDS - AADT	994 voz/dan - veh/day							
Čas - Hour	Maksimalni vršni sat - Maximum peak hour	10	20	30	40	50	100	200
Sat u danu - Hour of day	12	16	11	18	12	13	15	15
Sat u godini - Hour in year	5557	5393	5196	5563	5221	5534	5752	4768
Dan - Day of week	nedelja - Sunday	nedelja - Sunday	subota - Saturday	nedelja - Sunday	nedelja - Sunday	subota - Saturday	ponedeljak - Monday	utorak - Tuesday
Datum - Date	20	13	5	20	6	19	28	18
Mjesec - Month	Avgust - August	Avgust - August	Avgust - August	Avgust - August	Avgust - August	Avgust - August	Avgust - August	Juli - July
Vrijednost - Value	160	133	121	117	113	109	98	88
% - percent	20.77	17.27	15.71	15.19	14.67	14.15	12.72	11.43



BROJANJE VOZILA NA MREŽI PUTEVA U REPUBLICI SRPSKOJ – 2017. GODINA
VEHICLE COUNTING ON THE ROAD NETWORK OF THE REPUBLIC OF SRPSKA – YEAR 2017

MJESEČNI BROJ VOZILA
MONTHLY NUMBER OF VEHICLES

Automatski brojač broj - Automatic counter number 000040
 Lokalitet - Location / Stacionaža - Mileage [km+m] Handići / 3+884,00
 Broj puta - Road number / Dionica - Section M 20 (MI-109) / Foča 1 - granica / border RS
 (Ustikolina)

	Mjesec - Month											
	Januar- January	Februar- February	Mart- March	April- April	Maj- May	Juni- June	Juli- July	August- August	Septembar- September	Oktober- October	Novembar- November	Decembar- December
1	911	973	1417	2045	2364	1874	2661	3001	2412	2221	1739	1868
2	1329	1096	1532	1886	2280	1876	2676	2824	2534	1951	1837	1748
3	1188	1171	1425	1902	1948	2233	2591	2758	2681	1863	1900	1623
4	1420	1283	1433	2452	2109	2025	2266	3270	2566	1887	2108	1564
5	1616	1469	1372	1950	1891	2021	2484	3491	2314	1907	1944	1616
6	1079	1479	1148	2016	2146	1936	2607	4385	2188	1981	1835	1438
7	931	953	1252	2012	2288	1913	2381	3786	2334	2248	1725	1478
8	1453	1223	1342	2169	2680	1927	2552	3432	2236	2193	1694	1587
9	1463	1290	1098	2289	2228	2045	2996	3090	2541	2144	1794	1644
10	1417	1201	1191	1673	2105	2478	2827	3053	2452	1816	1793	1329
11	1567	1238	1467	1792	2128	2455	2364	3002	2360	1806	2087	1172
12	1590	1631	1382	1746	1972	2514	2301	3387	2186	2011	1786	1379
13	1529	1096	1198	1713	2154	2742	2460	3897	2140	1983	1559	1378
14	1265	1136	1442	1804	1934	2244	2552	4092	2154	2265	1930	1422
15	1584	1264	1494	2114	1712	2060	3105	3481	2272	2030	1835	1386
16	1448	1270	1585	1903	1670	2242	3193	3117	2459	2021	1866	1591
17	1282	1304	1627	1727	1677	2666	3018	2968	2654	1950	1739	967
18	1483	1400	1845	1682	1685	2439	2791	2956	2450	1869	2059	941
19	1608	1563	1766	1778	1767	2776	2671	3577	2556	2122	1962	1278
20	1565	1320	1618	1856	2170	2311	2840	4295	2742	2051	1647	1394
21	1325	1193	1643	1867	1823	2229	2744	3939	2392	2196	1654	1369
22	1516	1506	1585	2080	2072	2311	3087	2904	2149	1971	1752	1618
23	1362	1409	1622	1793	2418	2093	3383	2871	2472	1930	1798	1619
24	1099	1412	1722	1593	2011	2523	3766	3265	2428	1725	2073	1618
25	1438	855	1885	1735	1879	2742	3236	3132	2314	1619	2083	1044
26	1388	1746	1329	1830	1885	2702	3071	3143	2106	1701	1819	1371
27	971	1602	1532	1812	2248	2234	2735	3228	1976	1785	1631	1315
28	860	1382	1648	1898	2064	2166	2668	3263	2053	2045	1815	1603
29	1001	1541	1707	2743	2350	2162	3171	2751	2232	1923	1831	1705
30	973	0	1761	2436	1935	2352	3727	2516	2378	1888	1781	1700
31	829	0	1625	0	1696	0	3689	2511	0	1688	0	1396
Ukupno- Total	40494	37963	46647	58266	63255	68285	88697	101505	70706	60757	55057	45125
Prosjek- Average	1306	1309	1505	1942	2040	2276	2861	3274	2357	1960	1835	1456
Godišnji prosjek (PGDS) - Annual average (AADT)												2013

BROJANJE VOZILA NA MREŽI PUTEVA U REPUBLICI SRPSKOJ – 2017. GODINA
VEHICLE COUNTING ON THE ROAD NETWORK OF THE REPUBLIC OF SRPSKA – YEAR 2017

STRUKTURA SAOBRAĆAJNOG TOKA
TRAFFIC FLOW COMPOSITION

Automatski brojač broj - Automatic counter number 000040
 Lokalitet - Location / Stacionaža - Mileage [km+m] Handići / 3+884,00
 Broj puta - Road number / Dionica - Section M 20 (MI-109) / Foča 1 - granica / border RS (Ustikolina)

Mjesec - Month	Smjer - Direction	Dužina vozila - Vehicle length								Ukupno - Total
		< 5,5 m	(%)	5,5 - 12 m	(%)	12 - 16,5 m	(%)	< 16,5 m	(%)	
Januar - January	I	18530	92.2	1380	6.9	179	0.9	6	0.0	20095
	II	18805	92.2	1391	6.8	195	1.0	6	0.0	20399
	ukupno - total	37336	92.2	2772	6.8	374	0.9	12	0.0	40494
Februar - February	I	17147	90.8	1527	8.1	206	1.1	6	0.0	18886
	II	17324	90.8	1541	8.1	210	1.1	3	0.0	19078
	ukupno - total	34470	90.8	3068	8.1	416	1.1	9	0.0	37963
Mart - March	I	21044	90.2	1928	8.3	344	1.5	5	0.0	23321
	II	21072	90.3	1906	8.2	346	1.5	2	0.0	23326
	ukupno - total	42116	90.3	3834	8.2	690	1.5	7	0.0	46647
April - April	I	26592	91.5	2023	7.0	439	1.5	3	0.0	29057
	II	26728	91.5	2036	7.0	444	1.5	1	0.0	29209
	ukupno - total	53321	91.5	4059	7.0	882	1.5	4	0.0	58266
Maj - May	I	28732	92.0	2091	6.7	410	1.3	6	0.0	31240
	II	29477	92.1	2098	6.6	435	1.4	5	0.0	32016
	ukupno - total	58209	92.0	4189	6.6	846	1.3	11	0.0	63255
Juni - June	I	30465	92.0	2163	6.5	470	1.4	3	0.0	33101
	II	32399	92.1	2289	6.5	494	1.4	2	0.0	35184
	ukupno - total	62865	92.1	4452	6.5	963	1.4	5	0.0	68285
Juli - July	I	39921	94.0	2127	5.0	424	1.0	2	0.0	42474
	II	43564	94.2	2251	4.9	403	0.9	5	0.0	46223
	ukupno - total	83485	94.1	4378	4.9	827	0.9	7	0.0	88697
Avgust - August	I	49872	94.7	2330	4.4	479	0.9	4	0.0	52685
	II	45986	94.2	2324	4.8	504	1.0	6	0.0	48820
	ukupno - total	95857	94.4	4654	4.6	983	1.0	10	0.0	101505
Septembar - September	I	33099	91.2	2545	7.0	635	1.8	4	0.0	36283
	II	31453	91.4	2285	6.6	671	2.0	14	0.0	34423
	ukupno - total	64551	91.3	4830	6.8	1306	1.8	18	0.0	70706
Oktobar - October	I	27364	89.9	2491	8.2	562	1.8	5	0.0	30423
	II	27387	90.3	2379	7.8	561	1.8	7	0.0	30334
	ukupno - total	54752	90.1	4870	8.0	1123	1.8	12	0.0	60757
Novembar - November	I	24953	90.0	2270	8.2	480	1.7	12	0.0	27716
	II	24740	90.5	2120	7.8	476	1.7	5	0.0	27342
	ukupno - total	49694	90.3	4390	8.0	956	1.7	18	0.0	55057
Decembar - December	I	20164	89.5	2018	9.0	346	1.5	5	0.0	22533
	II	20254	89.7	1967	8.7	365	1.6	6	0.0	22592
	ukupno - total	40418	89.6	3985	8.8	711	1.6	11	0.0	45125
Ukupno (godišnje) - Total (annual)	I	337883	91.9	24892	6.8	4974	1.4	63	0.0	367813
	II	339190	91.9	24588	6.7	5105	1.4	63	0.0	368945
	ukupno - total	677073	91.9	49480	6.7	10078	1.4	127	0.0	736758
Prosjek (PGDS) - Average (AADT)	I	923	91.9	68	6.8	14	1.4	0	0.0	1005
	II	927	91.9	67	6.7	14	1.4	0	0.0	1008
	ukupno - total	1850	91.9	135	6.7	28	1.4	0	0.0	2013

BRONANJE VOZILA NA MREZI PUTEVA U REPUBLICI SRPSKOJ – 2017. GODINA
VEHICLE COUNTING ON THE ROAD NETWORK OF THE REPUBLIC OF SRPSKA – YEAR 2017

SAOBRAĆAJNI POKAZATELJI

000040
 Handići / 3+884,00
 M 20 (MI-109) / Foča 1 - granica / border RS (Ustikolina)

Automatski brojač broj
 Lokalizacija / Stacionaža [km+m]
 Broj puta / Dionica

Mjesec	Smjer	minimalni čas		maksimalni čas		minimalni dan		maksimalni dan		dnevni prosjek (05-21 h)	noćni prosjek (21-05 h)	projekat radnim danom	projekat vikendom	ljetni prosjek	
		datum/dan	čas	voz/h	voz/dan	datum/dan	voz/dan	datum/dan	voz/dan						
Januar	I	30/ponedjeljak	4	0	13/petak	12	75	7/subota	254	20/petak	584	417	36	477	409
	II	26/četvrtak	0	0	11/srijeda	13	64	7/subota	247	18/srijeda	571	414	40	481	406
	I+II	26/četvrtak	2	1	13/petak	12	127	7/subota	501	20/petak	1133	831	76	958	815
Februar	I	28/utorak	3	0	25/subota	9	94	12/nedjelja	344	25/subota	643	436	35	477	456
	II	28/utorak	2	0	25/subota	12	70	5/nedjelja	342	25/subota	604	427	42	477	449
	I+II	9/četvrtak	2	0	25/subota	9	135	5/nedjelja	692	25/subota	1247	863	77	954	905
Mart	I	30/četvrtak	2	0	31/petak	12	73	12/nedjelja	278	27/ponedjeljak	664	437	38	486	442
	II	17/petak	0	0	21/utorak	10	68	6/ponedjeljak	296	27/ponedjeljak	669	429	40	478	446
	I+II	30/četvrtak	2	1	27/ponedjeljak	12	125	12/nedjelja	579	27/ponedjeljak	1333	866	78	964	889
April	I	30/nedjelja	4	0	29/subota	10	93	23/nedjelja	464	24/ponedjeljak	940	626	57	668	706
	II	1/subota	3	0	25/utorak	10	95	23/nedjelja	573	24/ponedjeljak	916	633	68	693	712
	I+II	25/utorak	3	1	25/utorak	10	166	23/nedjelja	1037	24/ponedjeljak	1856	1259	124	1361	1418
Maj	I	31/srijeda	3	0	20/subota	13	126	28/nedjelja	552	20/subota	950	657	65	719	728
	II	31/srijeda	3	0	2/utorak	17	93	6/subota	628	2/utorak	985	652	69	718	732
	I+II	31/srijeda	3	0	2/utorak	12	209	6/subota	1297	2/utorak	1908	1310	134	1437	1460
Juni	I	30/petak	3	0	15/četvrtak	11	88	11/nedjelja	607	30/petak	944	701	78	779	779
	II	8/četvrtak	3	0	18/nedjelja	19	112	1/četvrtak	660	30/petak	1122	725	101	823	830
	I+II	1/četvrtak	3	0	17/subota	11	158	11/nedjelja	1300	30/petak	2066	1426	179	1602	1609
Juli	I	18/utorak	3	1	30/nedjelja	17	137	6/četvrtak	850	30/nedjelja	1591	939	128	1026	1154
	II	6/četvrtak	2	3	15/subota	11	123	6/četvrtak	903	15/subota	1496	991	181	1113	1294
	I+II	7/petak	3	9	30/nedjelja	17	258	6/četvrtak	1753	30/nedjelja	3037	1929	309	2139	2448
Avgust	I	31/četvrtak	4	1	13/nedjelja	12	156	31/srijeda	967	20/nedjelja	1634	1108	136	1177	1437
	II	31/četvrtak	1	1	12/subota	12	123	30/srijeda	748	1/utorak	1621	996	163	1109	1301
	I+II	31/četvrtak	3	7	13/nedjelja	12	247	30/srijeda	1763	20/nedjelja	2994	2104	299	2286	2738
Septembar	I	28/četvrtak	4	0	7/četvrtak	13	156	12/utorak	799	2/subota	1161	866	88	929	1014
	II	27/srijeda	5	2	10/nedjelja	19	122	19/utorak	749	21/četvrtak	1182	791	103	876	936
	I+II	12/utorak	3	2	7/četvrtak	13	211	19/utorak	1561	2/subota	2186	1657	191	1804	1950
Oktobar	I	31/utorak	4	0	27/petak	17	107	24/utorak	664	14/subota	929	722	65	786	788
	II	17/utorak	2	0	14/subota	14	87	1/nedjelja	660	14/subota	955	696	78	779	761
	I+II	17/utorak	2	2	14/subota	14	172	23/ponedjeljak	1368	14/subota	1884	1418	143	1565	1550
Novembar	I	30/četvrtak	3	0	27/ponedjeljak	12	101	24/petak	540	17/petak	789	616	46	668	646
	II	7/utorak	1	0	19/nedjelja	16	91	24/petak	510	17/petak	769	611	59	677	651
	I+II	20/ponedjeljak	3	1	27/ponedjeljak	12	156	24/petak	1050	17/petak	1558	1227	106	1345	1298
Decembar	I	31/četvrtak	4	0	4/ponedjeljak	12	109	31/nedjelja	377	1/petak	762	559	44	620	565
	II	21/četvrtak	1	0	10/nedjelja	15	85	31/nedjelja	431	8/petak	724	549	52	609	585
	I+II	22/petak	3	1	4/ponedjeljak	12	179	31/nedjelja	808	1/petak	1461	1108	96	1230	1150
Godna	I	30.1/ponedjeljak	4	0	13.8/nedjelja	12	156	7.1/subota	254	20.8/nedjelja	1634	675	68	738	755
	II	26.1/četvrtak	0	0	15.7/subota	11	123	7.1/subota	247	1.8/utorak	1621	661	83	739	757
	I+II	9.2/četvrtak	2	0	30.7/nedjelja	17	258	7.1/subota	501	30.7/nedjelja	3037	1336	152	1477	1512

BROJANJE VOZILA NA MREŽI PUTEVA U REPUBLICI SRPSKOJ – 2017. GODINA
VEHICLE COUNTING ON THE ROAD NETWORK OF THE REPUBLIC OF SRPSKA – YEAR 2017

TRAFFIC PARAMETERS

000040
 Handići / 3+884,00
 M 20 (MI-109) / Foča 1 - granica / border RS (Ustikolina)

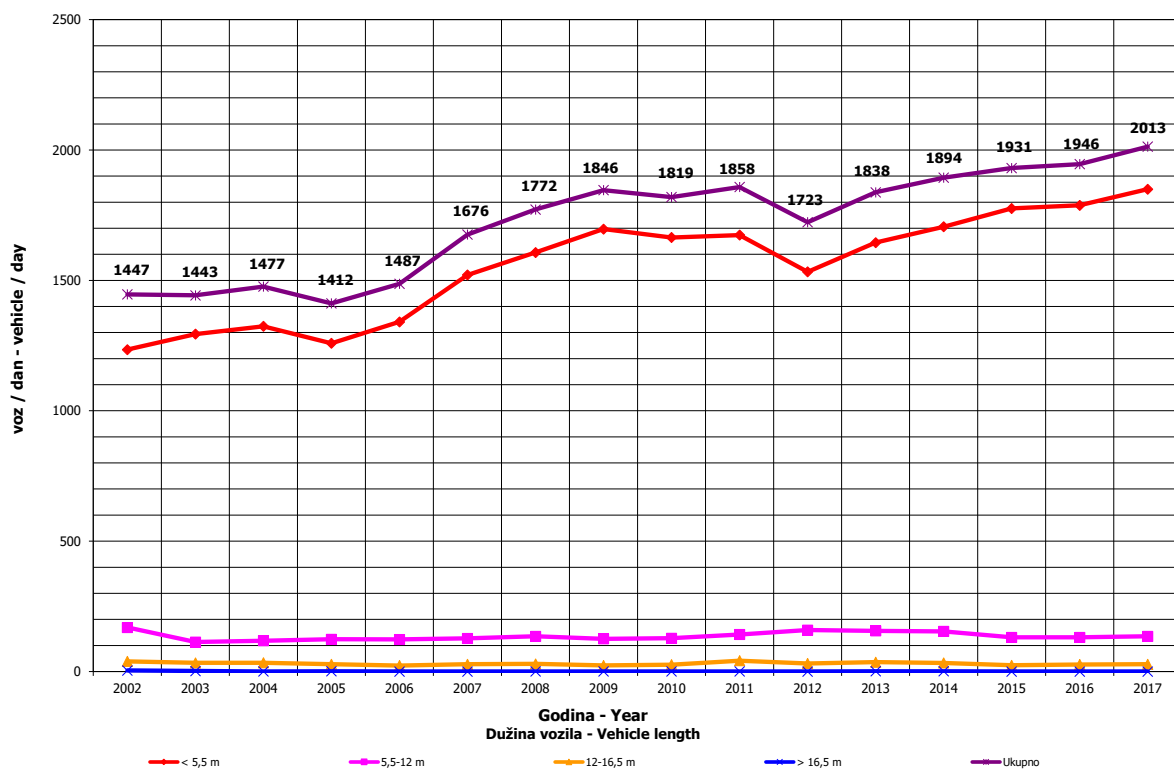
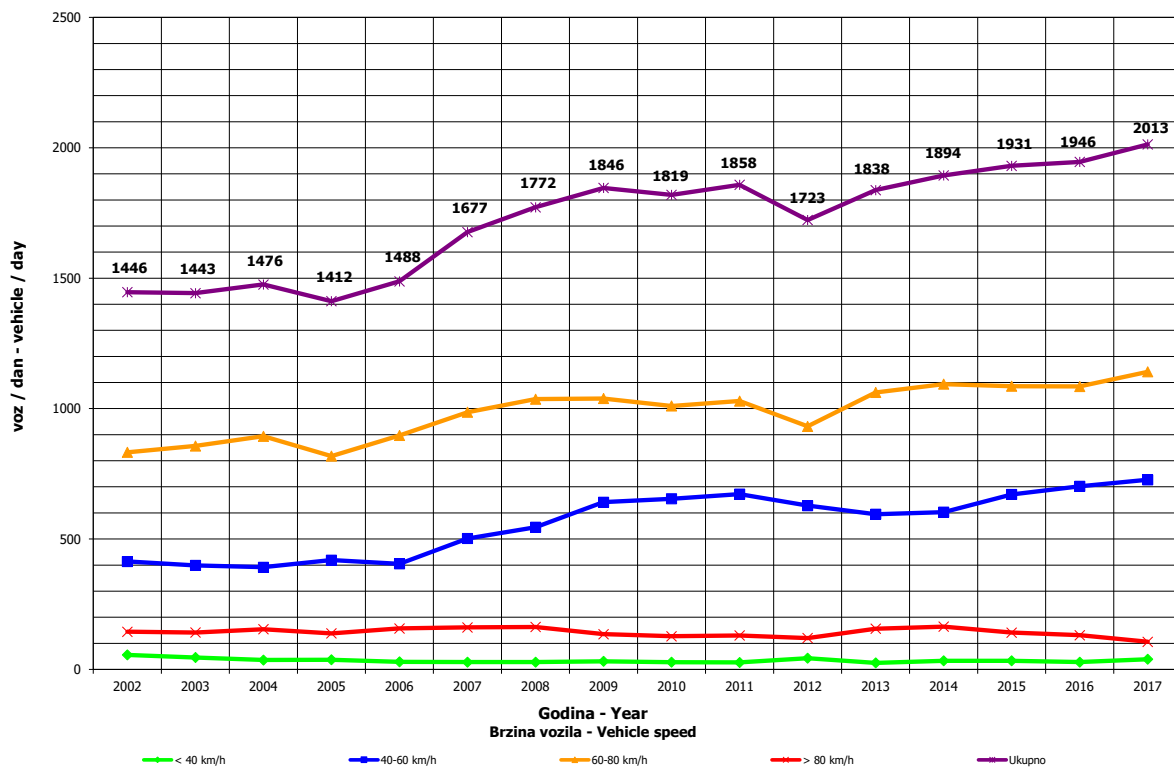
Automatic counter number
 Location / Mileage [km+m]
 Road number / Section

Month	Direction	minimum hour		maximum hour		minimum day		maximum day		day time average (5-21 h)	night average (21-05 h)	working day average	weekend average	summer average
		date/day	hour	date/day	hour	date/day	veh/day	date/day	veh/day					
January	I	30/Monday	4	13/Friday	12	75	7/Saturday	254	20/Friday	417	36	477	409	
	II	26/Thursday	0	11/Wednesday	13	64	7/Saturday	247	18/Wednesday	571	40	481	406	
	I-II	26/Thursday	2	13/Friday	12	127	7/Saturday	501	20/Friday	831	76	958	815	
February	I	28/Tuesday	3	25/Saturday	9	94	12/Sunday	344	25/Saturday	436	35	477	456	
	II	28/Tuesday	2	25/Saturday	12	70	5/Sunday	342	25/Saturday	604	42	477	449	
	I-II	9/Thursday	2	25/Saturday	9	135	5/Sunday	692	25/Saturday	863	77	954	905	
March	I	30/Thursday	2	31/Friday	12	73	12/Sunday	278	27/Monday	664	38	486	442	
	II	17/Friday	0	21/Tuesday	10	68	6/Monday	296	27/Monday	669	40	478	446	
	I-II	30/Thursday	2	27/Monday	12	125	12/Sunday	579	27/Monday	1333	866	78	964	889
April	I	30/Sunday	4	29/Saturday	10	93	23/Sunday	464	24/Monday	940	626	57	668	706
	II	1/Saturday	3	25/Tuesday	10	95	23/Sunday	573	24/Monday	916	633	68	693	712
	I-II	25/Tuesday	3	25/Tuesday	10	166	23/Sunday	1037	24/Monday	1856	1259	124	1361	1418
May	I	31/Wednesday	3	20/Saturday	13	126	28/Sunday	552	20/Saturday	950	657	65	719	728
	II	31/Wednesday	3	20/Saturday	17	93	6/Saturday	628	20/Saturday	985	652	69	718	732
	I-II	31/Wednesday	3	20/Saturday	12	209	6/Saturday	1297	20/Saturday	1908	1310	134	1437	1460
June	I	30/Friday	3	15/Thursday	11	88	11/Sunday	607	30/Friday	944	701	78	779	779
	II	8/Thursday	3	18/Sunday	19	112	1/Thursday	660	30/Friday	1122	725	101	823	830
	I-II	1/Thursday	3	17/Saturday	11	158	11/Sunday	1300	30/Friday	2066	1426	179	1602	1609
July	I	18/Thursday	3	30/Sunday	17	137	6/Thursday	850	30/Sunday	1591	939	128	1026	1154
	II	6/Thursday	2	15/Saturday	11	123	6/Thursday	903	15/Saturday	1496	991	181	1113	1294
	I-II	7/Friday	3	30/Sunday	17	258	6/Thursday	1753	30/Sunday	3037	1929	309	2139	2448
August	I	31/Thursday	4	13/Sunday	12	156	31/Thursday	967	20/Sunday	1634	1108	136	1177	1437
	II	31/Thursday	1	12/Saturday	12	123	30/Wednesday	748	17/Tuesday	1621	996	163	1109	1301
	I-II	31/Thursday	3	13/Sunday	12	247	30/Wednesday	1763	20/Sunday	2994	2104	299	2286	2403
September	I	28/Thursday	4	10/Sunday	13	156	12/Tuesday	799	2/Saturday	1161	866	88	929	1014
	II	27/Wednesday	5	10/Sunday	19	122	19/Tuesday	749	21/Thursday	1182	791	103	876	936
	I-II	12/Tuesday	3	7/Thursday	13	211	19/Tuesday	1561	2/Saturday	2186	1657	191	1804	1950
October	I	31/Tuesday	4	27/Friday	17	107	24/Tuesday	664	14/Saturday	929	722	65	786	788
	II	17/Tuesday	2	14/Saturday	14	87	1/Sunday	660	14/Saturday	955	696	78	779	761
	I-II	17/Tuesday	2	14/Saturday	14	172	23/Monday	1368	14/Saturday	1884	1418	143	1565	1550
November	I	30/Thursday	3	27/Monday	12	101	24/Friday	540	17/Friday	789	616	46	668	646
	II	7/Tuesday	1	19/Sunday	16	91	24/Friday	510	17/Friday	769	611	59	677	651
	I-II	20/Monday	3	27/Monday	12	156	24/Friday	1050	17/Friday	1558	1227	106	1345	1298
December	I	31/Sunday	4	4/Monday	12	109	31/Sunday	377	1/Friday	762	559	44	620	565
	II	21/Thursday	1	10/Sunday	15	85	31/Sunday	431	8/Friday	724	549	52	609	585
	I-II	22/Friday	3	4/Monday	12	179	31/Sunday	808	1/Friday	1461	1108	96	1230	1150
Year	I	30.1/Monday	4	13.8/Sunday	12	156	7.1/Saturday	254	20.8/Sunday	1634	675	68	738	755
	II	26.1/Thursday	0	15.7/Saturday	11	123	7.1/Saturday	247	1.8/Tuesday	1621	661	83	739	757
	I-II	9.2/Thursday	2	30.7/Sunday	17	258	7.1/Saturday	501	30.7/Sunday	3037	1336	152	1477	2028

GODIŠNJA NERAVNOMJERNOST SAOBRAĆAJNOG TOKA TRAFFIC FLOW ANNUAL VARIATION

Automatski brojač broj - Automatic counter number
 Lokalizet - Location / Stacionaža - Mileage [km+m]
 Broj puta - Road number / Dionica - Section

000040
 Handići / 3+884,00
 M 20 (MI-109) / Foča 1 - granica / border RS
 (Ustikolina)

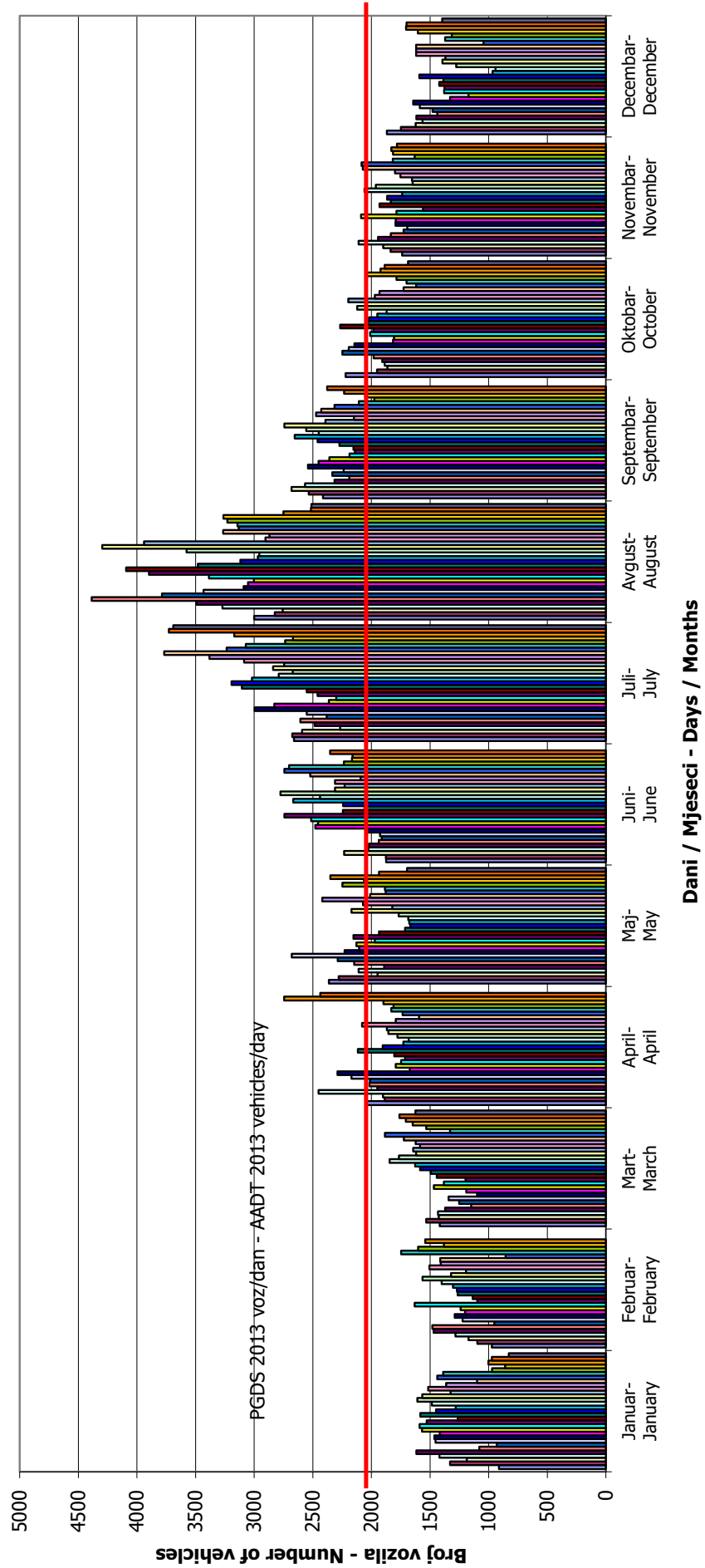


40

**DNEVNA NERAVNOMJERNOST SAOBRAĆAJNOG TOKA
 TRAFFIC FLOW DAILY VARIATION**

000040
 Handići / 3+884,00
 M 20 (MI-109) / Foča 1 - granica / border RS (Ustikolina)

Automatski brojač broj - Automatic counter number
 Lokalityet - Location / Stacionaža - Mileage [km+m]
 Broj puta - Road number/ Dionica - Section

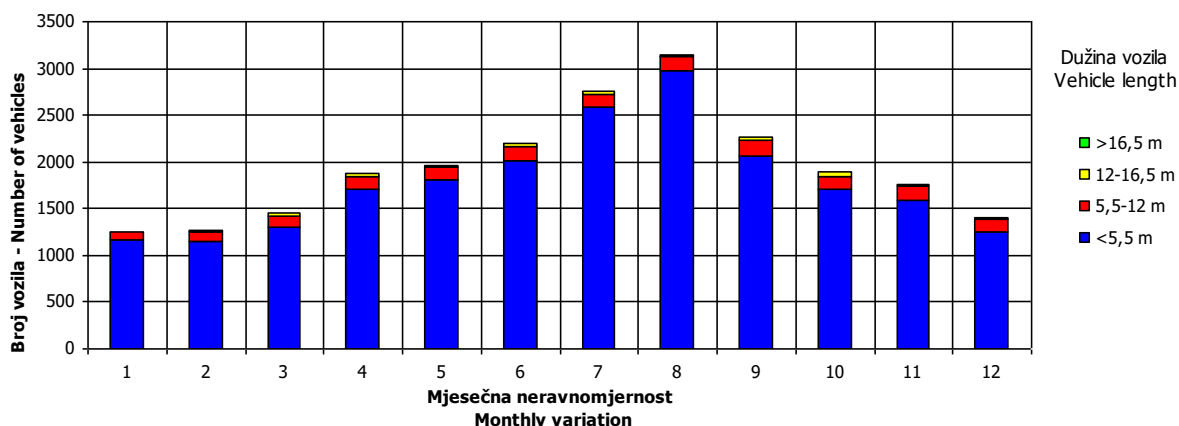
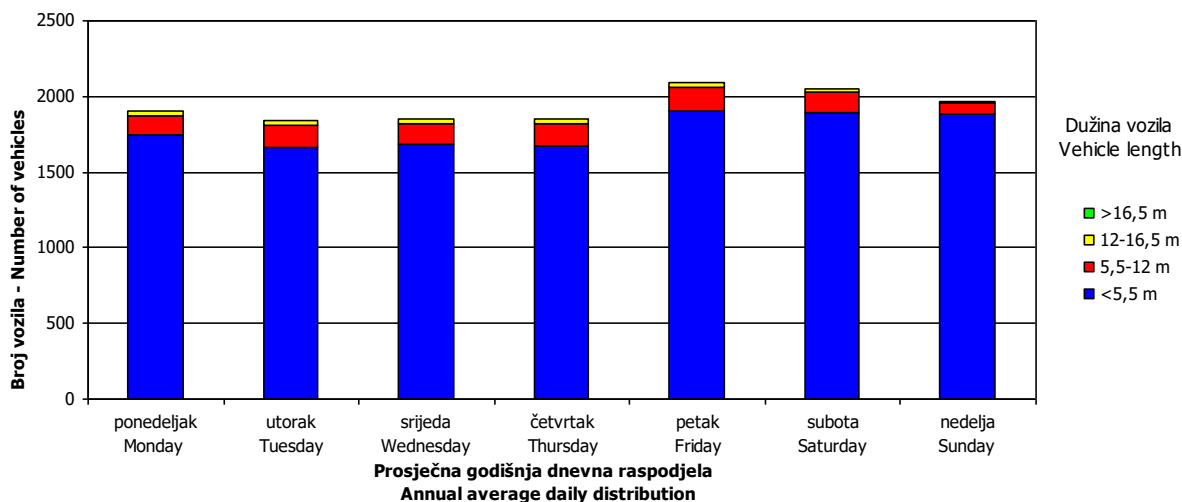
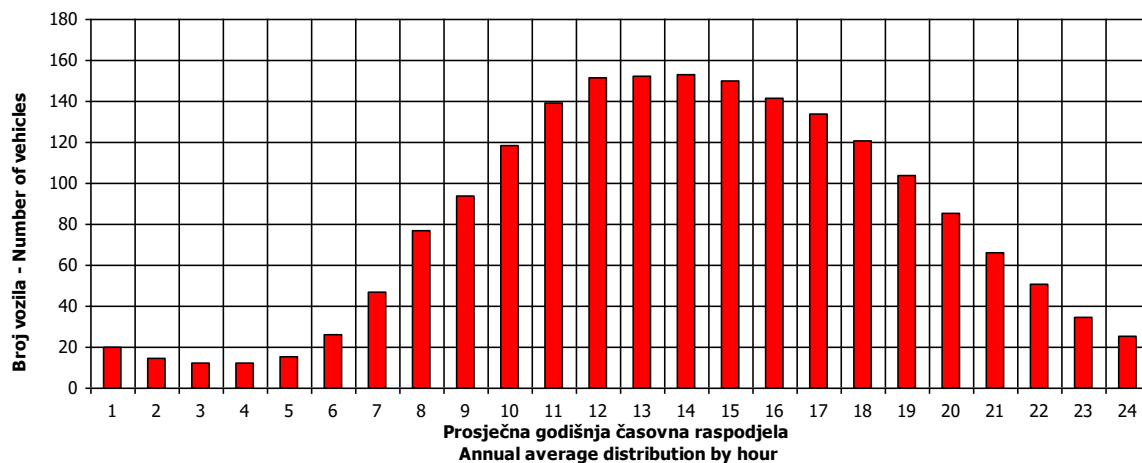


VREMENSKA RASPODJELA SAOBRAĆAJNOG TOKA TRAFFIC FLOW TIME DISTRIBUTION

Automatski brojač broj - Automatic counter number
 Lokalizet - Location / Stacionaža - Mileage [km+m]
 Broj puta - Road number / Dionica - Section

000040
 Handići / 3+884,00
 M 20 (MI-109) / Foča 1 - granica / border RS
 (Ustikolina)

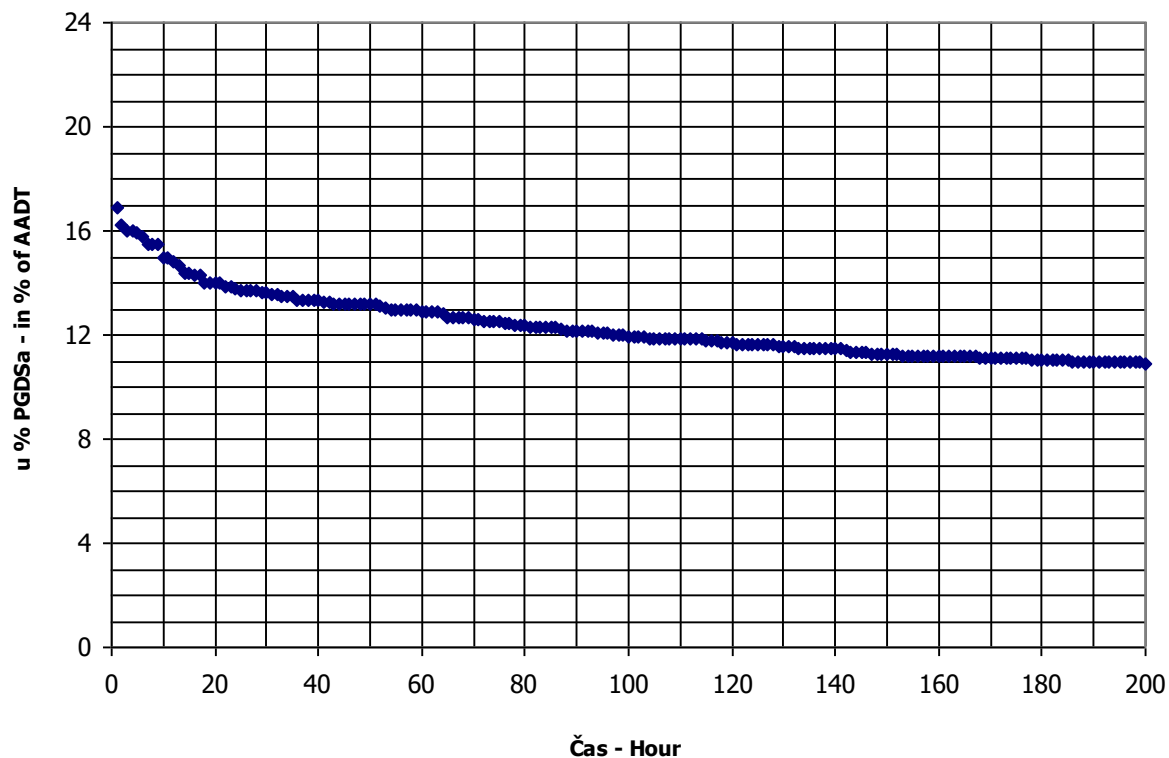
PGDS 2013 voz/dan AADT 2013 veh/day



SATNA DISTRIBUCIJA SAOBRAĆAJNOG TOKA TRAFFIC FLOW HOURLY DISTRIBUTION

Automatski brojač broj - Automatic counter number 000040
 Lokalizet - Location / Stacionaža - Mileage [km+m] Handići / 3+884,00
 Broj puta - Road number / Dionica - Section M 20 (MI-109) / Foča 1 - granica / border RS (Ustikolina)

PGDS - AADT	2013 voz/dan - veh/day							
	Maksimalni vršni sat - Maximum peak hour	10	20	30	40	50	100	200
Čas - Hour								
Sat u danu - Hour of day	17	11	11	12	12	15	12	14
Sat u godini - Hour in year	5058	5052	5100	5053	5701	5368	8101	5319
Dan - Day of week	nedelja - Sunday	nedelja - Sunday	utorak - Tuesday	nedelja - Sunday	subota - Saturday	subota - Saturday	ponedeljak - Monday	četvrtak - Thursday
Datum - Date	30	30	1	30	26	12	4	10
Mjesec - Month	Juli - July	Juli - July	Avgust - August	Juli - July	Avgust - August	Avgust - August	Decembar - December	Avgust - August
Vrijednost - Value	258	217	207	203	200	195	179	164
% - percent	17.34	14.58	13.91	13.64	13.44	13.10	12.03	11.02



AUTOMATSKI BROJAČ UNIŠTEN
AUTOMATIC COUNTER DESTROYED

41

BROJANJE VOZILA NA MREŽI PUTEVA U REPUBLICI SRPSKOJ – 2017. GODINA
VEHICLE COUNTING ON THE ROAD NETWORK OF THE REPUBLIC OF SRPSKA – YEAR 2017

MJESEČNI BROJ VOZILA
MONTHLY NUMBER OF VEHICLES

Automatski brojač broj - Automatic counter number

000042

Lokalitet - Location / Stacionaža - Mileage [km+m]

Kopilovo / 1+036,00

Broj puta - Road number / Dionica - Section

M 18 (MI-111) / Brod na Drini 3 - granica / borde
 RS (Šćepan Polje)

	Mjesec - Month											
	Januar- January	Februar- February	Mart- March	April- April	Maj- May	Juni- June	Juli- July	August- August	Septembar- September	Oktober- October	Novembar- November	Decembar- December
1	442	179	368	753	1189	645	1285	1714	1194	893	595	600
2	664	247	452	755	1167	720	1418	1675	1291	843	682	556
3	494	288	423	736	818	1002	1561	1599	1417	691	641	569
4	473	311	377	867	868	1041	1171	1611	1555	641	717	741
5	563	382	447	700	714	1183	982	1934	974	658	816	561
6	503	383	442	652	882	807	1116	2075	948	734	791	448
7	291	352	321	695	1112	740	1189	2291	989	896	560	471
8	535	286	414	742	906	747	1301	1639	934	981	520	513
9	463	326	235	745	804	890	1698	1611	967	939	509	600
10	626	301	312	657	826	1080	1665	1576	1208	689	549	595
11	466	307	378	578	858	1285	1262	1573	1353	653	566	550
12	353	354	401	531	780	1336	1219	1757	831	691	621	445
13	468	243	456	555	979	855	1260	2239	822	611	560	470
14	403	358	392	578	964	850	1347	2226	863	800	562	452
15	512	322	467	694	846	843	1681	1615	922	783	497	433
16	463	353	440	684	587	905	1953	1463	1052	745	509	520
17	461	318	490	774	545	1129	1757	1430	1105	744	620	478
18	390	353	592	502	640	1405	1588	1459	1215	621	697	528
19	420	394	593	571	666	1311	1461	1695	831	655	713	370
20	397	440	684	637	916	812	1456	2056	762	606	619	315
21	434	363	515	692	865	714	1242	1975	861	775	555	319
22	371	388	477	716	974	727	1750	1237	960	721	492	573
23	446	357	464	762	709	881	2323	1304	1050	828	485	345
24	466	368	526	808	798	1133	2297	1220	1103	514	506	254
25	359	491	606	614	844	1218	1547	1493	1092	551	715	236
26	403	524	348	683	824	1145	1417	1662	781	590	591	277
27	264	487	647	698	990	871	1307	1791	733	605	711	488
28	257	492	678	867	1032	864	1533	2191	761	653	503	315
29	238		638	1500	1220	918	1906	1250	810	663	559	303
30	267		647	1453	695	1099	2481	1202	866	735	808	406
31	295		494		654		2530	1118		596		485
Ukupno- Total	13194	10395	14697	22205	26708	29151	48767	51715	30221	22093	18243	14194
Prosjek- Average	426	358	474	740	862	972	1573	1668	1007	713	608	458
Godišnji prosjek (PGDS) - Annual average (AADT)												824

BROJANJE VOZILA NA MREŽI PUTEVA U REPUBLICI SRPSKOJ – 2017. GODINA
VEHICLE COUNTING ON THE ROAD NETWORK OF THE REPUBLIC OF SRPSKA – YEAR 2017

STRUKTURA SAOBRAĆAJNOG TOKA
TRAFFIC FLOW COMPOSITION

Automatski brojač broj - Automatic counter number 000042
 Lokalizet - Location / Stacionaža - Mileage [km+m] Kopilovo / 1+036,00
 Broj puta - Road number / Dionica - Section M 18 (MI-111) / Brod na Drini 3 - granica /
 border RS (Šćepan Polje)

Mjesec- Month	Smjer- Direction	Dužina vozila - Vehicle length								Ukupno- Total
		< 5,5 m	(%)	5,5 - 12 m	(%)	12 - 16,5 m	(%)	< 16,5 m	(%)	
Januar - January	I	6108	95.3	298	4.6	2	0.0	1	0.0	6409
	II	6481	95.5	301	4.4	3	0.0	0	0.0	6785
	ukupno - total	12589	95.4	599	4.5	5	0.0	1	0.0	13194
Februar - February	I	4764	93.4	327	6.4	8	0.2	1	0.0	5100
	II	4962	93.7	314	5.9	20	0.4	0	0.0	5296
	ukupno - total	9725	93.6	640	6.2	29	0.3	1	0.0	10395
Mart - March	I	6793	94.2	400	5.5	11	0.1	4	0.1	7207
	II	7084	94.6	398	5.3	7	0.1	0	0.0	7489
	ukupno - total	13877	94.4	797	5.4	18	0.1	4	0.0	14697
April - April	I	10110	95.2	495	4.7	8	0.1	3	0.0	10617
	II	11105	95.8	470	4.1	14	0.1	0	0.0	11588
	ukupno - total	21215	95.5	965	4.3	22	0.1	3	0.0	22205
Maj - May	I	12701	95.8	544	4.1	8	0.1	4	0.0	13258
	II	12921	96.1	515	3.8	12	0.1	2	0.0	13450
	ukupno - total	25622	95.9	1059	4.0	20	0.1	6	0.0	26708
Juni - June	I	13411	95.4	610	4.3	30	0.2	3	0.0	14053
	II	14422	95.5	632	4.2	39	0.3	4	0.0	15098
	ukupno - total	27833	95.5	1242	4.3	69	0.2	7	0.0	29151
Juli - July	I	22321	96.6	734	3.2	35	0.2	6	0.0	23096
	II	24885	96.9	749	2.9	37	0.1	1	0.0	25671
	ukupno - total	47205	96.8	1482	3.0	72	0.1	7	0.0	48767
Avgust - August	I	25672	96.6	883	3.3	19	0.1	6	0.0	26581
	II	24203	96.3	900	3.6	31	0.1	0	0.0	25134
	ukupno - total	49875	96.4	1783	3.4	50	0.1	6	0.0	51715
Septembar - September	I	13660	94.1	834	5.7	24	0.2	4	0.0	14523
	II	14727	93.8	950	6.1	19	0.1	2	0.0	15698
	ukupno - total	28386	93.9	1784	5.9	43	0.1	6	0.0	30221
Oktobar - October	I	10604	95.2	511	4.6	20	0.2	2	0.0	11138
	II	10374	94.7	556	5.1	24	0.2	1	0.0	10955
	ukupno - total	20979	95.0	1067	4.8	45	0.2	3	0.0	22093
Novembar - November	I	8647	94.3	520	5.7	7	0.1	0	0.0	9174
	II	8476	93.5	582	6.4	10	0.1	1	0.0	9069
	ukupno - total	17124	93.9	1102	6.0	17	0.1	1	0.0	18243
Decembar - December	I	6661	94.1	408	5.8	4	0.1	3	0.0	7077
	II	6733	94.6	377	5.3	6	0.1	0	0.0	7117
	ukupno - total	13395	94.4	786	5.5	11	0.1	3	0.0	14194
Ukupno (godišnje) - Total (annual)	I	141453	95.4	6563	4.4	178	0.1	39	0.0	148233
	II	146374	95.5	6743	4.4	223	0.1	12	0.0	153351
	ukupno - total	287827	95.4	13306	4.4	401	0.1	51	0.0	301584
Prosjek (PGDS) - Average (AADT)	I	386	95.4	18	4.4	0	0.1	0	0.0	405
	II	400	95.5	18	4.4	1	0.1	0	0.0	419
	ukupno - total	786	95.4	36	4.4	1	0.1	0	0.0	824

BRONJE VOZILA NA MREZI PUTEVA U REPUBLICI SRPSKOJ – 2017. GODINA
VEHICLE COUNTING ON THE ROAD NETWORK OF THE REPUBLIC OF SRPSKA – YEAR 2017

SAOBRAĆAJNI POKAZATELJI

Automatski brojač broj
 Lokalizet / Stacionaža [km+m]
 Broj puta / Dionica

000042

Kopilovo / 1+036,00

M 18 (MI-111) / Brod na Drini 3 - granica / border RS (Šćepan Polje)

Mjesec	Snjier	minimaini čas		maksimaini čas		minimaini dan		maksimaini dan		dnevni prosjek (05-21 h)	noćni prosjek (21-05 h)	projsek radnim danom	projsek vikendom	ljetni prosjek
		datum/dan	čas	voz/h	datum/dan	čas	voz/h	datum/dan	voz/dan					
Januar	I	31./utorak	4	0	6./petak	7	25	7./subota	82	2./ponedeljak	197	14	139	142
	II	31./utorak	5	0	4./srijeda	15	33	26./četvrtak	86	2./ponedeljak	202	121	135	130
	I-II	30./ponedeljak	3	0	6./petak	7	44	7./subota	171	2./ponedeljak	399	247	274	272
Februar	I	28./utorak	4	0	25./subota	9	28	9./četvrtak	74	18./subota	201	128	14	136
	II	28./utorak	5	0	5./nedelja	15	25	2./četvrtak	80	25./subota	189	127	13	135
	I-II	28./utorak	3	0	18./subota	11	40	2./četvrtak	163	25./subota	380	256	27	271
Mart	I	31./petak	4	0	31./petak	15	26	6./ponedeljak	62	31./petak	271	134	13	146
	II	31./petak	4	0	26./nedelja	18	28	6./ponedeljak	62	31./petak	252	127	13	141
	I-II	31./petak	4	0	31./petak	10	49	6./ponedeljak	124	31./petak	523	261	26	287
April	I	30./nedelja	4	0	22./subota	11	36	27./četvrtak	159	8./subota	301	206	22	210
	II	30./nedelja	4	0	8./subota	18	35	27./četvrtak	156	20./četvrtak	283	193	23	206
	I-II	30./nedelja	4	0	1./subota	10	54	27./četvrtak	315	22./subota	563	399	44	416
Maj	I	31./srijeda	3	0	21./nedelja	13	38	7./nedelja	136	20./subota	391	209	22	223
	II	31./srijeda	2	0	21./nedelja	17	43	7./nedelja	149	21./nedelja	372	201	25	215
	I-II	31./srijeda	2	0	21./nedelja	13	68	7./nedelja	285	20./subota	709	410	46	438
Juni	I	26./ponedeljak	2	0	10./subota	9	41	8./četvrtak	222	30./petak	487	282	37	313
	II	30./petak	3	0	25./nedelja	18	55	8./četvrtak	218	25./nedelja	439	268	29	281
	I-II	14./srijeda	0	0	25./nedelja	18	75	8./četvrtak	440	30./petak	832	550	66	595
Juli	I	7./petak	2	1	29./subota	9	84	5./srijeda	347	29./subota	757	445	82	487
	II	15./subota	5	0	29./subota	18	87	4./utorak	297	30./nedelja	840	402	78	432
	I-II	4./utorak	1	2	29./subota	9	121	4./utorak	645	30./nedelja	1489	847	160	920
Avgust	I	30./srijeda	1	0	5./subota	9	61	30./srijeda	330	5./subota	788	451	76	488
	II	28./ponedeljak	5	0	20./nedelja	16	95	31./četvrtak	413	20./nedelja	939	493	83	519
	I-II	28./ponedeljak	3	2	20./nedelja	16	129	30./srijeda	747	20./nedelja	1611	944	159	1006
Septembar	I	30./subota	4	0	2./subota	13	44	26./utorak	273	2./subota	454	312	39	333
	II	29./petak	4	0	10./nedelja	18	60	18./ponedeljak	253	10./nedelja	513	330	43	342
	I-II	22./petak	4	0	1./petak	14	95	18./ponedeljak	542	2./subota	945	641	81	675
Oktobar	I	31./utorak	0	0	19./četvrtak	13	47	17./utorak	215	7./subota	330	246	28	261
	II	30./ponedeljak	5	0	19./četvrtak	15	43	17./utorak	224	1./nedelja	340	248	29	262
	I-II	25./srijeda	3	0	29./nedelja	16	69	17./utorak	439	1./nedelja	666	494	56	523
Novembar	I	30./četvrtak	4	0	2./četvrtak	12	31	24./petak	160	18./subota	305	216	23	232
	II	29./srijeda	0	0	19./nedelja	13	36	24./petak	143	18./subota	314	210	27	225
	I-II	28./utorak	4	0	19./nedelja	13	61	24./petak	303	18./subota	619	426	50	457
Decembar	I	31./nedelja	1	0	3./nedelja	13	28	19./utorak	108	9./subota	259	187	21	199
	II	31./nedelja	22	0	30./subota	14	40	19./utorak	141	2./subota	284	186	27	205
	I-II	29./petak	3	0	30./subota	12	64	19./utorak	249	2./subota	538	373	48	405
Godna	I	31.1./utorak	4	0	29.7./subota	9	84	6.3./ponedeljak	62	5.8./subota	788	246	33	266
	II	31.1./utorak	5	0	20.8./nedelja	16	95	6.3./ponedeljak	62	20.8./nedelja	939	243	34	261
	I-II	30.1./ponedeljak	3	0	20.8./nedelja	16	129	6.3./ponedeljak	124	20.8./nedelja	1611	489	66	526

BROJANJE VOZILA NA MREŽI PUTEVA U REPUBLICI SRPSKOJ – 2017. GODINA
VEHICLE COUNTING ON THE ROAD NETWORK OF THE REPUBLIC OF SRPSKA – YEAR 2017

TRAFFIC PARAMETERS

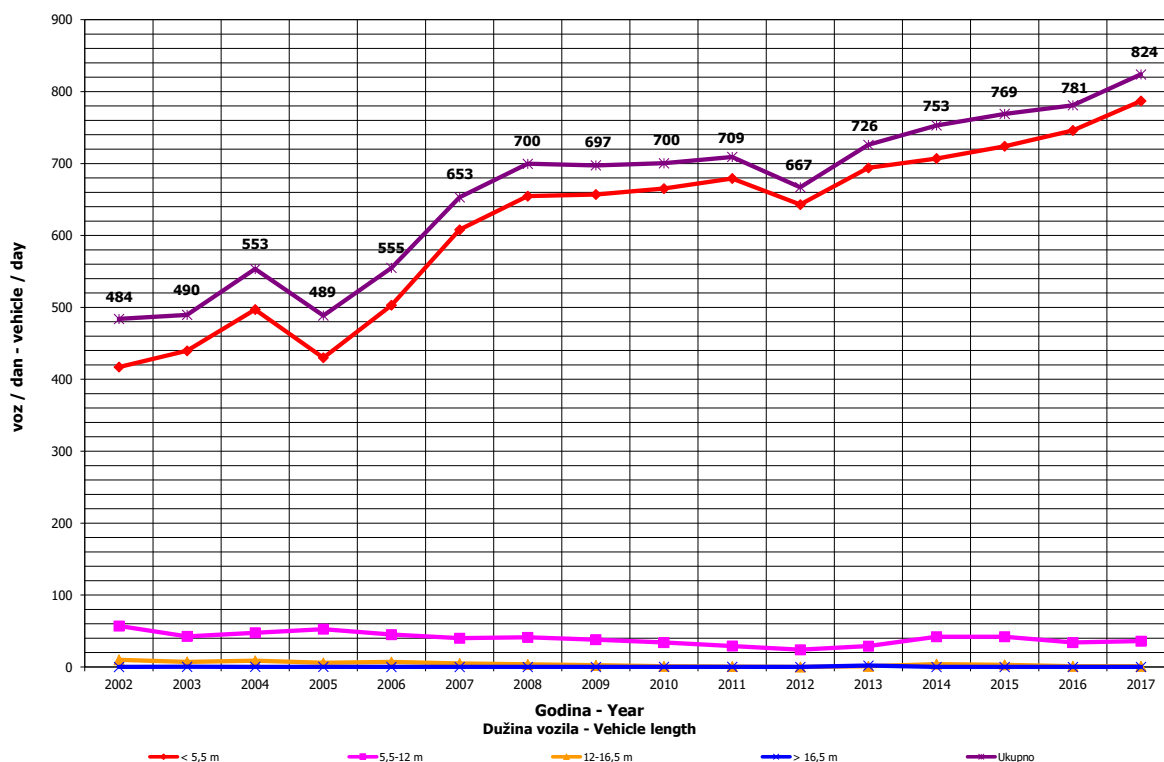
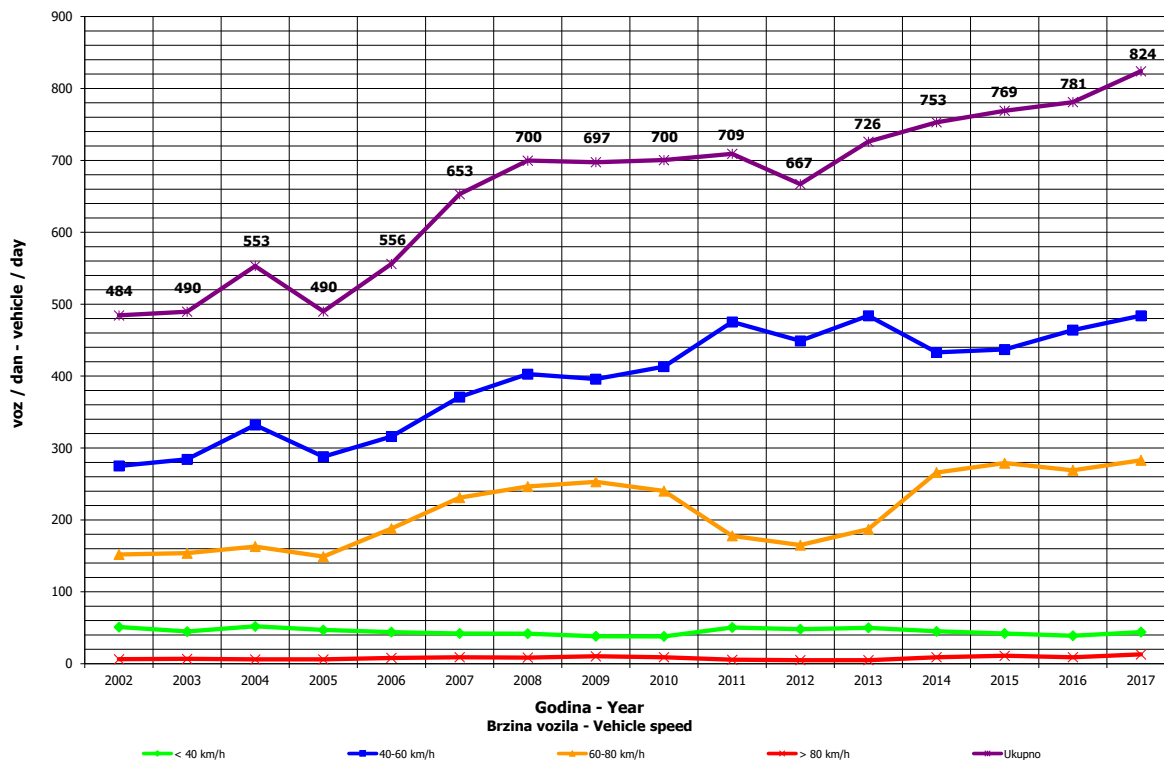
Automatic counter number 000042
 Location / Mileage [km+m] Kopilovo / 1+036,00
 Road number / Section M 18 (MI-111) / Brod na Drini 3 - granica / border RS (Šćepan Pojje)

Month	Direction	minimum hour		maximum hour		veh/h		veh/day		minimum day		maximum day		day time average (5-21 h)	night average (21-05 h)	working day average	weekend average	summer average
		date/day	hour	date/day	hour	veh/h	veh/day	date/day	veh/day	date/day	veh/day							
January	I	31/Tuesday	4	0	6/Friday	7	25	82	2/Monday	197	7/Saturday	82	2/Monday	126	14	139	142	
	II	31/Tuesday	5	0	4/Wednesday	15	33	86	2/Monday	202	26/Thursday	86	2/Monday	121	12	135	130	
	I-II	30/Monday	3	0	6/Friday	7	44	171	7/Saturday	399	7/Saturday	171	2/Monday	247	26	274	272	
February	I	28/Tuesday	4	0	25/Saturday	9	28	74	18/Saturday	201	9/Thursday	74	18/Saturday	128	14	136	159	
	II	28/Tuesday	5	0	5/Sunday	15	25	80	25/Saturday	189	2/Thursday	80	25/Saturday	127	13	135	155	
	I-II	28/Tuesday	3	0	18/Saturday	11	40	163	2/Thursday	380	2/Thursday	163	25/Saturday	256	27	271	314	
March	I	31/Friday	4	0	31/Friday	15	26	62	6/Monday	271	6/Monday	62	31/Friday	134	13	146	150	
	II	31/Friday	4	0	26/Sunday	18	28	62	6/Monday	252	6/Monday	62	31/Friday	127	13	141	140	
	I-II	31/Friday	4	0	31/Friday	10	49	124	6/Monday	523	6/Monday	124	31/Friday	261	26	287	290	
April	I	30/Sunday	4	0	22/Saturday	11	36	159	27/Thursday	301	27/Thursday	159	8/Saturday	206	22	210	254	
	II	30/Sunday	4	0	8/Saturday	18	35	156	27/Thursday	283	27/Thursday	156	20/Thursday	193	23	206	231	
	I-II	30/Sunday	4	0	1/Saturday	10	54	315	27/Thursday	563	27/Thursday	315	22/Saturday	399	44	416	485	
May	I	31/Wednesday	3	0	21/Sunday	13	38	136	7/Sunday	391	7/Sunday	136	20/Saturday	209	22	223	248	
	II	31/Wednesday	2	0	21/Sunday	17	43	149	7/Sunday	372	7/Sunday	149	21/Sunday	201	25	215	253	
	I-II	31/Wednesday	2	0	21/Sunday	13	68	285	7/Sunday	709	7/Sunday	285	20/Saturday	410	46	438	500	
June	I	26/Monday	2	0	10/Saturday	9	41	222	8/Thursday	487	8/Thursday	222	30/Friday	282	37	313	331	319
	II	30/Friday	3	0	25/Sunday	18	55	218	8/Thursday	439	8/Thursday	218	25/Sunday	268	29	281	328	297
	I-II	14/Wednesday	0	0	25/Sunday	18	75	440	8/Thursday	832	8/Thursday	440	30/Friday	550	66	595	659	616
July	I	7/Friday	2	1	29/Saturday	9	84	347	5/Wednesday	757	5/Wednesday	347	29/Saturday	445	82	487	610	527
	II	15/Saturday	5	0	29/Saturday	18	87	297	4/Tuesday	840	4/Tuesday	297	30/Sunday	402	78	432	581	480
	I-II	4/Tuesday	1	2	29/Saturday	9	121	645	4/Tuesday	1489	4/Tuesday	645	30/Sunday	847	160	920	1191	1007
August	I	30/Wednesday	1	0	5/Saturday	9	61	330	30/Wednesday	788	30/Wednesday	330	5/Saturday	451	76	488	639	527
	II	28/Monday	5	0	20/Sunday	16	95	413	31/Thursday	939	31/Thursday	413	20/Sunday	493	83	519	744	577
	I-II	28/Monday	3	2	20/Sunday	16	129	747	30/Wednesday	1611	30/Wednesday	747	20/Sunday	944	159	1006	1383	1103
September	I	30/Saturday	4	0	2/Saturday	13	44	273	26/Tuesday	454	26/Tuesday	273	2/Saturday	312	39	333	392	351
	II	29/Friday	4	0	10/Sunday	18	60	253	18/Monday	513	18/Monday	253	10/Sunday	330	43	342	442	372
	I-II	22/Friday	4	0	1/Friday	14	95	542	18/Monday	945	18/Monday	542	2/Saturday	641	81	675	834	723
October	I	31/Tuesday	0	0	19/Thursday	13	47	215	17/Tuesday	330	17/Tuesday	215	7/Saturday	246	28	261	306	
	II	30/Monday	5	0	19/Thursday	15	43	224	17/Tuesday	340	17/Tuesday	224	1/Sunday	248	29	262	313	
	I-II	25/Wednesday	3	0	29/Sunday	16	69	439	17/Tuesday	666	17/Tuesday	439	1/Sunday	494	56	523	619	
November	I	30/Thursday	4	0	2/Thursday	12	31	160	24/Friday	305	24/Friday	160	18/Saturday	216	23	232	259	
	II	29/Wednesday	0	0	19/Sunday	13	36	143	24/Friday	314	24/Friday	143	18/Saturday	210	27	225	268	
	I-II	28/Tuesday	4	0	19/Sunday	13	61	303	24/Friday	619	24/Friday	303	18/Saturday	426	50	457	528	
December	I	31/Sunday	1	0	3/Sunday	13	28	108	19/Tuesday	259	19/Tuesday	108	9/Saturday	187	21	199	226	
	II	31/Sunday	22	0	30/Saturday	14	40	141	19/Tuesday	284	19/Tuesday	141	2/Saturday	186	27	205	230	
	I-II	29/Friday	3	0	30/Saturday	12	64	249	19/Tuesday	538	19/Tuesday	249	2/Saturday	373	48	405	456	
Year	I	31.1/Tuesday	4	0	29.7/Saturday	9	84	62	6.3/Monday	788	6.3/Monday	62	5.8/Saturday	246	33	266	308	432
	II	31.1/Tuesday	5	0	20.8/Sunday	16	95	62	6.3/Monday	939	6.3/Monday	62	20.8/Sunday	243	34	261	314	433
	I-II	30.1/Monday	3	0	20.8/Sunday	16	129	124	6.3/Monday	1611	6.3/Monday	124	20.8/Sunday	489	66	526	621	865

GODIŠNJA NERAVNOMJERNOST SAOBRAĆAJNOG TOKA TRAFFIC FLOW ANNUAL VARIATION

Automatski brojač broj - Automatic counter number
 Lokalizet - Location / Stacionaža - Mileage [km+m]
 Broj puta - Road number / Dionica - Section

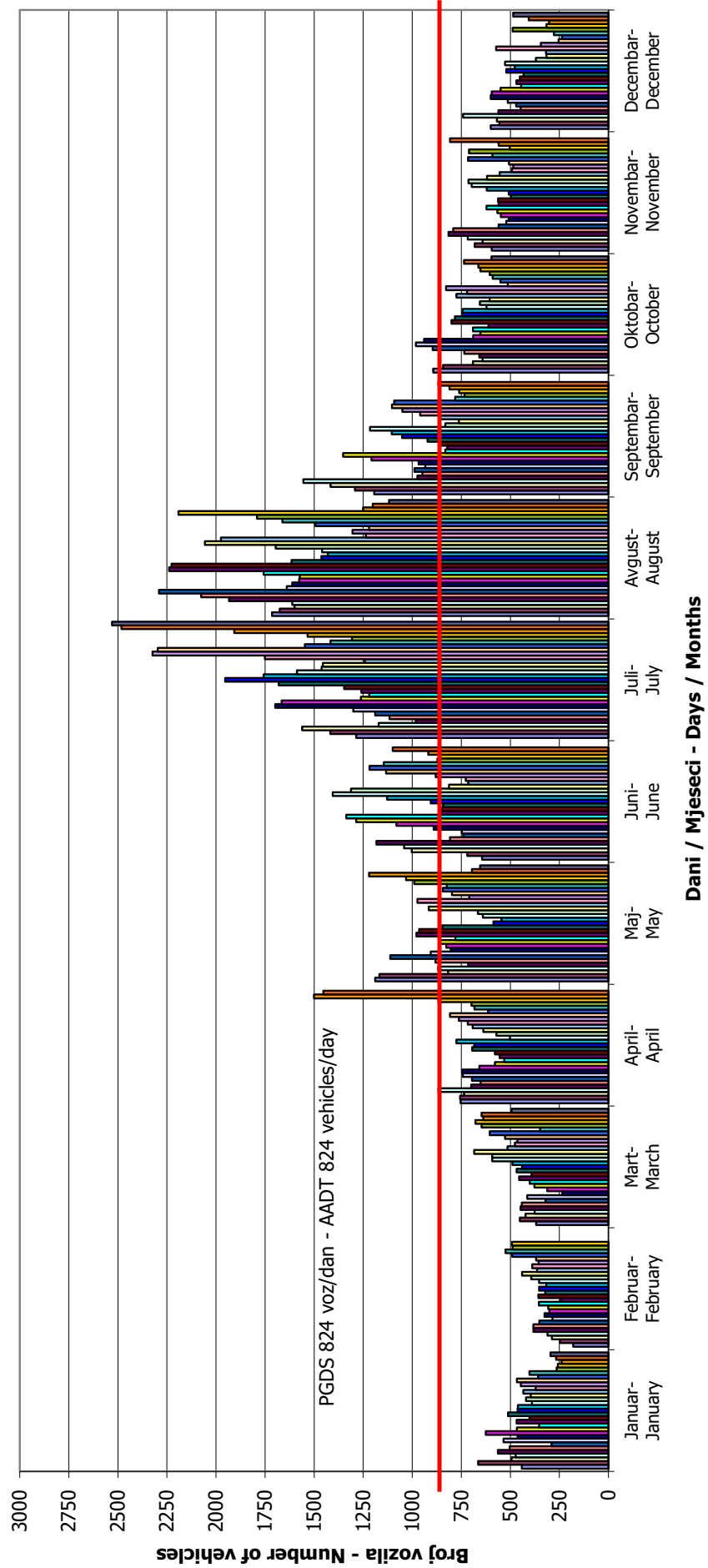
000042
 Kopilovo / 1+036,00
 M 18 (MI-111) / Brod na Drini 3 - granica /
 border RS (Šćepan Polje)



**DNEVNA NERAVNOMJERNOST SAOBRAĆAJNOG TOKA
 TRAFFIC FLOW DAILY VARIATION**

000042
 Kopilovo / 1+036,00
 M 18 (MI-111) / Brod na Drini 3 - granica / border RS (Šćepan Polje)

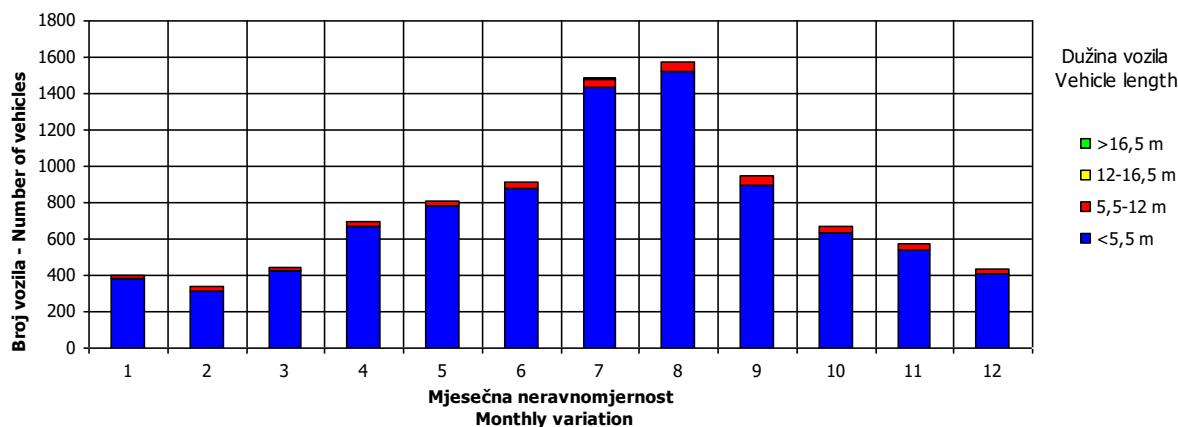
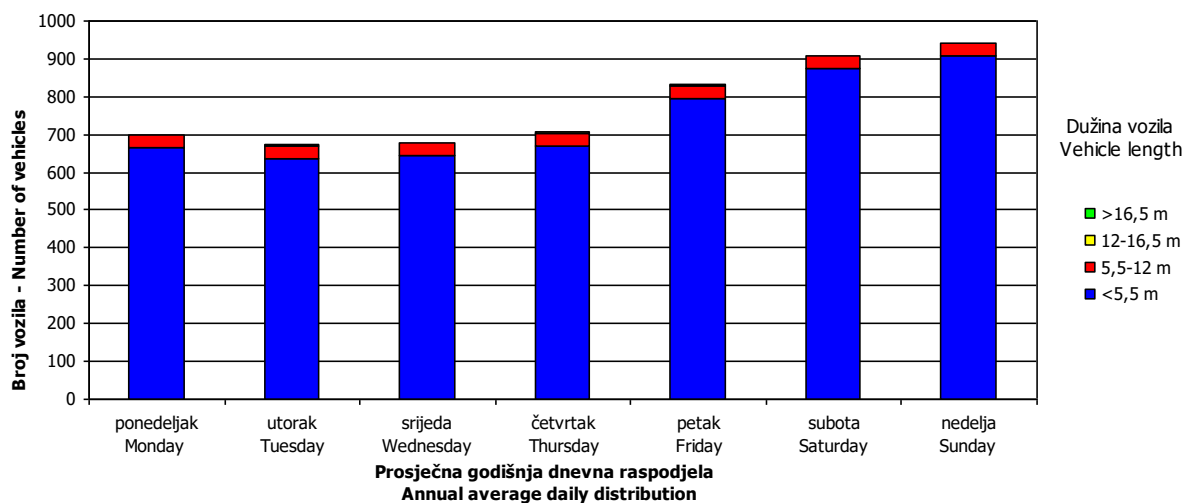
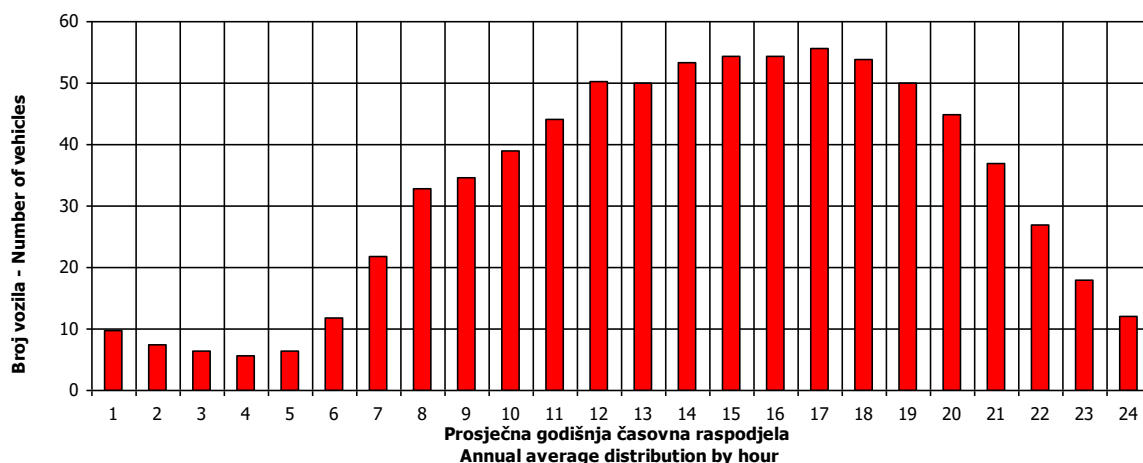
Automatski brojač broj - Automatic counter number
 Lokalityet - Location / Stacionaža - Mileage [km+m]
 Broj puta - Road number/ Dionica - Section



VREMENSKA RASPODJELA SAOBRAĆAJNOG TOKA TRAFFIC FLOW TIME DISTRIBUTION

Automatski brojač broj - Automatic counter number 000042
 Lokalizet - Location / Stacionaža - Mileage [km+m] Kopilovo / 1+036,00
 Broj puta - Road number / Dionica - Section M 18 (MI-111) / Brod na Drini 3 - granica / border RS (Šćepan Polje)

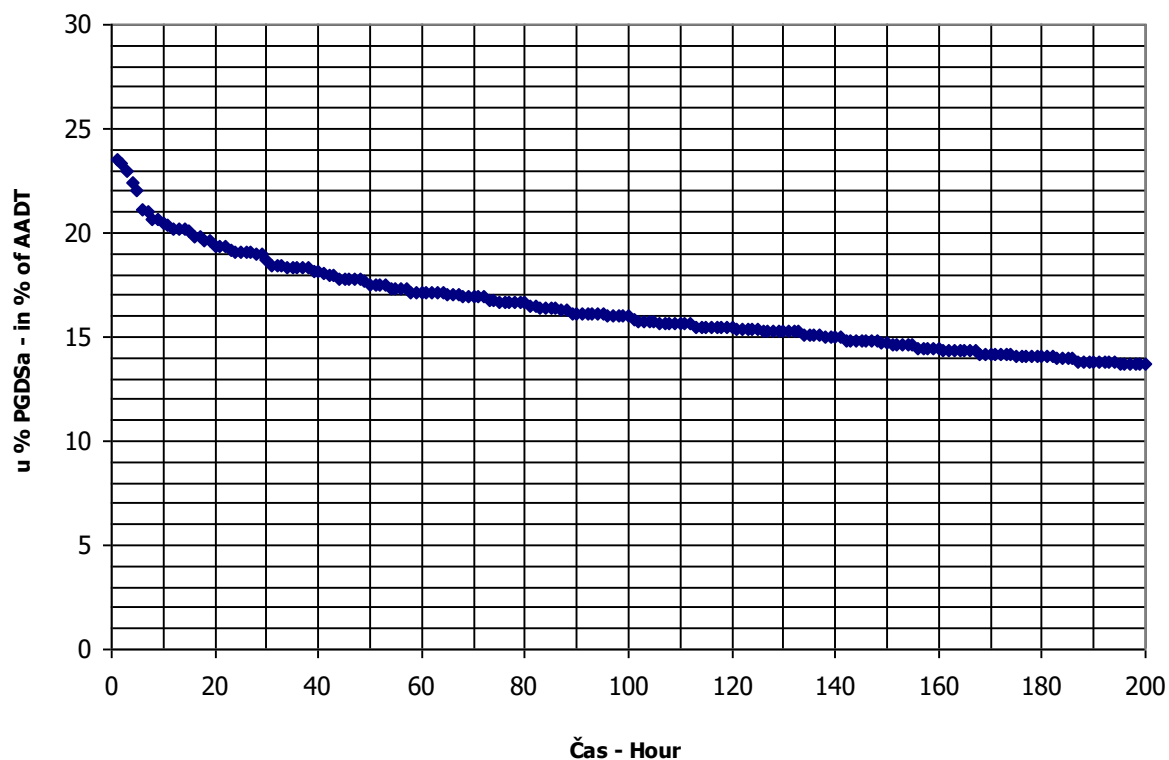
PGDS 824 voz/dan AADT 824 veh/day



SATNA DISTRIBUCIJA SAOBRAĆAJNOG TOKA
TRAFFIC FLOW HOURLY DISTRIBUTION

Automatski brojač broj - Automatic counter number 000042
 Lokalizet - Location / Stacionaža - Mileage [km+m] Kopilovo / 1+036,00
 Broj puta - Road number / Dionica - Section M 18 (MI-111) / Brod na Drini 3 - granica / border RS (Šćepan Polje)

PGDS - AADT	824 voz/dan - veh/day							
Čas - Hour	Maksimalni vršni sat - Maximum peak hour	10	20	30	40	50	100	200
Sat u danu - Hour of day	16	19	9	13	13	19	12	18
Sat u godini - Hour in year	5561	4844	5530	5534	5054	4724	5317	5731
Dan - Day of week	nedelja - Sunday	petak - Friday	subota - Saturday	subota - Saturday	nedelja - Sunday	nedelja - Sunday	četvrtak - Thursday	nedelja - Sunday
Datum - Date	20	21	19	19	30	16	10	27
Mjesec - Month	Avgust - August	Juli - July	Avgust - August	Avgust - August	Juli - July	Juli - July	Avgust - August	Avgust - August
Vrijednost - Value	129	110	102	98	91	89	81	71
% - percent	23.22	19.80	18.36	17.64	16.38	16.02	14.58	12.78



BROJANJE VOZILA NA MREŽI PUTEVA U REPUBLICI SRPSKOJ – 2017. GODINA
VEHICLE COUNTING ON THE ROAD NETWORK OF THE REPUBLIC OF SRPSKA – YEAR 2017

MJESEČNI BROJ VOZILA
MONTHLY NUMBER OF VEHICLES

Automatski brojač broj - Automatic counter number
 Lokalizet - Location / Stacionaža - Mileage [km+m]
 Broj puta - Road number / Dionica - Section

000043
 Tjentište / 22+964,00
 M 20 (MI-109) / Vrba - Brod na Drini 2

	Mjesec - Month											
	Januar- January	Februar- February	Mart- March	April- April	Maj- May	Juni- June	Juli- July	August- August	Septembar- September	Oktober- October	Novembar- November	Decembar- December
1	289	287	448	965	710	745	1365	2030	1205	724	622	411
2	345	252	436	560	901	709	1384	1831	1398	758	655	482
3	358	312	436	438	829	792	1494	1814	1338	837	825	367
4	378	383	404	915	933	744	1166	1963	1254	699	829	382
5	435	507	338	766	652	822	1073	2191	1091	752	659	500
6	318	273	381	779	932	881	1182	2470	973	831	678	460
7	199	270	365	780	682	788	1270	2665	1039	1013	608	492
8	453	314	375	821	904	872	1520	2176	1033	766	590	587
9	465	362	282	789	775	930	2171	2209	1181	861	564	486
10	580	353	284	747	764	1230	2233	2237	1079	724	621	330
11	436	308	403	654	802	1002	1560	2030	1127	727	876	368
12	427	396	402	619	822	1344	1432	2144	1023	719	576	380
13	492	256	365	582	1025	953	1476	2576	990	665	673	354
14	428	253	515	668	752	949	1812	2948	873	839	636	382
15	530	339	442	755	690	1062	1787	2003	968	676	535	377
16	440	381	466	710	586	773	2310	1934	1157	770	586	474
17	481	402	507	665	710	1266	2153	1877	1044	727	656	235
18	527	379	660	675	652	1712	1743	1890	1060	608	839	225
19	533	559	467	601	774	1295	1883	2261	896	679	734	410
20	478	554	540	615	943	1038	1704	2466	962	706	595	312
21	367	402	541	651	707	873	1673	2549	936	840	703	390
22	655	447	519	844	700	830	2039	1713	829	701	526	570
23	425	414	606	656	809	1017	2176	1680	1139	786	552	467
24	382	421	579	661	861	1318	2462	1632	1048	725	599	301
25	381	205	777	713	788	1161	1870	1576	969	770	677	291
26	437	638	535	662	860	1326	1588	1887	905	726	424	363
27	251	437	593	625	1121	998	1537	1813	783	714	443	397
28	212	499	624	774	840	1144	1702	1946	755	883	500	425
29	282		618	1072	874	1105	2212	1536	818	815	460	485
30	223		692	971	736	1326	2882	1414	933	685	401	539
31	300		490		716		2952	1334		712		445
Ukupno- Total	12470	11067	15057	21703	24828	31038	56013	63036	30781	23384	18582	12659
Prosjek- Average	402	382	486	723	801	1035	1807	2033	1026	754	619	408
Godišnji prosjek (PGDS) - Annual average (AADT)												876

BROJANJE VOZILA NA MREŽI PUTEVA U REPUBLICI SRPSKOJ – 2017. GODINA
VEHICLE COUNTING ON THE ROAD NETWORK OF THE REPUBLIC OF SRPSKA – YEAR 2017

STRUKTURA SAOBRAĆAJNOG TOKA
TRAFFIC FLOW COMPOSITION

Automatski brojač broj - Automatic counter number
 Lokalizet - Location / Stacionaža - Mileage [km+m]
 Broj puta - Road number / Dionica - Section

000043
 Tjentište / 22+964,00
 M 20 (MI-109) / Vrba - Brod na Drini 2

Mjesec- Month	Smjer- Direction	Dužina vozila - Vehicle length								Ukupno- Total
		< 5,5 m	(%)	5,5 - 12 m	(%)	12 - 16,5 m	(%)	< 16,5 m	(%)	
Januar - January	I	5318	87.1	740	12.1	43	0.7	3	0.1	6105
	II	5569	87.5	734	11.5	54	0.8	9	0.1	6365
	ukupno - total	10887	87.3	1474	11.8	97	0.8	12	0.1	12470
Februar - February	I	4828	88.0	613	11.2	41	0.7	2	0.0	5484
	II	4884	87.5	658	11.8	29	0.5	11	0.2	5583
	ukupno - total	9713	87.8	1271	11.5	70	0.6	13	0.1	11067
Mart - March	I	6667	88.2	818	10.8	70	0.9	5	0.1	7561
	II	6558	87.5	866	11.5	67	0.9	5	0.1	7496
	ukupno - total	13225	87.8	1684	11.2	137	0.9	11	0.1	15057
April - April	I	9525	90.5	891	8.5	108	1.0	4	0.0	10529
	II	10071	90.1	986	8.8	105	0.9	12	0.1	11174
	ukupno - total	19596	90.3	1878	8.7	213	1.0	16	0.1	21703
Maj - May	I	11027	88.7	1291	10.4	109	0.9	4	0.0	12431
	II	10890	87.8	1390	11.2	115	0.9	1	0.0	12397
	ukupno - total	21917	88.3	2681	10.8	224	0.9	5	0.0	24828
Juni - June	I	13174	89.4	1425	9.7	125	0.8	6	0.0	14730
	II	14584	89.4	1563	9.6	158	1.0	3	0.0	16308
	ukupno - total	27758	89.4	2987	9.6	283	0.9	10	0.0	31038
Juli - July	I	24802	94.8	1189	4.5	163	0.6	2	0.0	26156
	II	28505	95.5	1178	3.9	164	0.5	10	0.0	29857
	ukupno - total	53307	95.2	2368	4.2	327	0.6	12	0.0	56013
Avgust - August	I	32020	96.0	1119	3.4	192	0.6	11	0.0	33342
	II	28332	95.4	1154	3.9	194	0.7	14	0.0	29694
	ukupno - total	60352	95.7	2273	3.6	386	0.6	25	0.0	63036
Septembar - September	I	14836	91.3	1178	7.3	227	1.4	4	0.0	16245
	II	13079	90.0	1229	8.5	221	1.5	6	0.0	14536
	ukupno - total	27914	90.7	2408	7.8	448	1.5	11	0.0	30781
Oktobar - October	I	10551	89.5	1068	9.1	160	1.4	4	0.0	11784
	II	10278	88.6	1167	10.1	149	1.3	6	0.1	11600
	ukupno - total	20829	89.1	2235	9.6	309	1.3	11	0.0	23384
Novembar - November	I	8469	88.4	995	10.4	106	1.1	5	0.1	9576
	II	7867	87.4	1024	11.4	104	1.2	11	0.1	9006
	ukupno - total	16337	87.9	2019	10.9	209	1.1	16	0.1	18582
Decembar - December	I	5574	87.2	768	12.0	45	0.7	6	0.1	6394
	II	5383	85.9	844	13.5	37	0.6	1	0.0	6265
	ukupno - total	10957	86.6	1612	12.7	82	0.6	8	0.1	12659
Ukupno (godišnje) - Total (annual)	I	146792	91.6	12097	7.5	1389	0.9	59	0.0	160337
	II	146001	91.1	12793	8.0	1396	0.9	90	0.1	160279
	ukupno - total	292792	91.3	24889	7.8	2785	0.9	149	0.0	320616
Prosjek (PGDS) - Average (AADT)	I	401	91.6	33	7.5	4	0.9	0	0.0	438
	II	399	91.1	35	8.0	4	0.9	0	0.1	438
	ukupno - total	800	91.3	68	7.8	8	0.9	0	0.0	876

BRONJE VOZILA NA MREZI PUTEVA U REPUBLICI SRPSKOJ – 2017. GODINA
VEHICLE COUNTING ON THE ROAD NETWORK OF THE REPUBLIC OF SRPSKA – YEAR 2017

SAOBRAĆAJNI POKAZATELJI

000043
 Tjentište / 22+964,00
 M 20 (MI-109) / Vrba - Brod na Drini 2

Automatski brojač broj
 Lokalizacija / Stacionaža [km+m]
 Broj puta / Dionica

Mjesec	Smjer	minimalni čas		maksimalni čas		minimalni dan		maksimalni dan		dnevni prosjek (05-21 h)	noćni prosjek (21-05 h)	prosjek radnim danom	prosjek vikendom	ljetni prosjek	
		datum/dan	čas	voz/h	voz/dan	datum/dan	voz/dan	voz/dan	voz/dan						
Januar	I	31/utorak	3	0	8/nedjelja	10	23	1/nedjelja	43	13/petak	157	102	10	120	99
	II	31/utorak	23	0	17/utorak	14	22	7/subota	43	18/srijeda	175	101	12	121	98
	I-II	29/nedjelja	2	0	18/srijeda	14	37	7/subota	88	13/petak	308	203	22	241	197
Februar	I	28/utorak	4	0	27/ponedjeljak	15	25	2/četvrtak	66	24/petak	168	108	11	122	115
	II	28/utorak	4	0	10/petak	13	20	11/subota	66	3/petak	183	106	15	128	104
	I-II	28/utorak	4	0	23/četvrtak	13	35	9/četvrtak	146	20/ponedjeljak	335	215	26	250	219
Mart	I	31/petak	3	0	24/petak	12	24	12/nedjelja	63	31/petak	225	116	12	124	138
	II	30/četvrtak	0	0	28/utorak	8	24	12/nedjelja	68	31/petak	235	115	15	127	138
	I-II	28/utorak	3	0	28/utorak	8	42	12/nedjelja	131	31/petak	460	230	27	251	276
April	I	30/nedjelja	4	0	28/petak	17	36	23/nedjelja	125	28/petak	350	203	22	228	219
	II	26/srijeda	1	0	28/petak	17	42	23/nedjelja	147	28/petak	434	222	27	253	243
	I-II	24/ponedjeljak	2	0	28/petak	17	78	23/nedjelja	272	28/petak	784	424	49	481	462
Maj	I	31/srijeda	4	0	2/utorak	12	57	23/utorak	203	2/utorak	490	257	30	285	292
	II	30/utorak	3	0	12/petak	17	43	14/nedjelja	222	12/petak	425	242	34	284	259
	I-II	30/utorak	3	0	2/utorak	13	80	23/utorak	437	12/petak	873	499	64	568	551
Juni	I	25/nedjelja	4	0	17/subota	15	71	8/četvrtak	208	30/petak	524	281	37	302	350
	II	26/ponedjeljak	1	0	17/subota	11	79	8/četvrtak	199	30/petak	643	311	40	345	363
	I-II	6/utorak	3	0	17/subota	15	112	8/četvrtak	407	30/petak	1167	592	77	647	713
Juli	I	21/petak	4	0	30/nedjelja	16	135	5/srijeda	329	30/nedjelja	1201	470	71	477	678
	II	9/nedjelja	0	0	29/subota	9	86	3/ponedjeljak	400	29/subota	930	536	90	557	772
	I-II	6/četvrtak	3	1	30/nedjelja	16	174	5/srijeda	749	30/nedjelja	2076	1007	161	1034	1450
Avgust	I	31/četvrtak	3	0	13/nedjelja	13	117	31/četvrtak	456	20/nedjelja	1102	597	82	619	855
	II	14/ponedjeljak	0	0	1/utorak	7	84	30/srijeda	303	5/subota	959	523	85	572	709
	I-II	31/četvrtak	2	3	13/nedjelja	14	152	31/četvrtak	783	20/nedjelja	1835	1120	167	1191	1564
Septembar	I	29/petak	3	0	23/subota	9	64	26/utorak	269	3/nedjelja	534	325	36	337	419
	II	27/srijeda	4	0	8/petak	12	50	27/srijeda	208	1/petak	472	282	40	315	340
	I-II	15/petak	3	0	15/petak	17	82	27/srijeda	478	3/nedjelja	964	607	77	652	759
Oktobar	I	31/utorak	4	0	26/četvrtak	17	38	23/ponedjeljak	189	27/petak	359	233	22	253	262
	II	30/ponedjeljak	1	0	26/četvrtak	8	30	23/ponedjeljak	206	13/petak	322	219	28	246	246
	I-II	22/nedjelja	5	0	26/četvrtak	17	58	23/ponedjeljak	395	27/petak	680	452	49	499	508
Novembar	I	30/četvrtak	4	0	28/utorak	16	32	24/petak	140	17/petak	308	203	18	226	206
	II	30/četvrtak	2	0	18/subota	16	27	24/petak	157	17/petak	296	197	23	227	200
	I-II	24/petak	2	0	3/petak	16	54	24/petak	297	17/petak	604	400	41	453	406
Decembar	I	31/nedjelja	23	0	14/četvrtak	16	30	19/utorak	73	1/petak	290	168	14	191	165
	II	31/nedjelja	21	0	12/utorak	8	29	19/utorak	81	15/petak	268	166	19	191	174
	I-II	31/nedjelja	20	0	15/petak	15	53	19/utorak	154	15/petak	548	334	34	382	338
Godna	I	31.1/utorak	3	0	30.7/nedjelja	16	135	1.1/nedjelja	43	30.7/nedjelja	1201	257	31	277	312
	II	31.1/utorak	23	0	29.7/subota	9	86	7.1/subota	43	5.8/subota	959	253	36	283	303
	I-II	29.1/nedjelja	2	0	30.7/nedjelja	16	174	7.1/subota	88	30.7/nedjelja	2076	509	67	559	614

BROJANJE VOZILA NA MREŽI PUTEVA U REPUBLICI SRPSKOJ – 2017. GODINA
VEHICLE COUNTING ON THE ROAD NETWORK OF THE REPUBLIC OF SRPSKA – YEAR 2017

TRAFFIC PARAMETERS

Automatic counter number
 Location / Mileage [km+m]
 Road number / Section

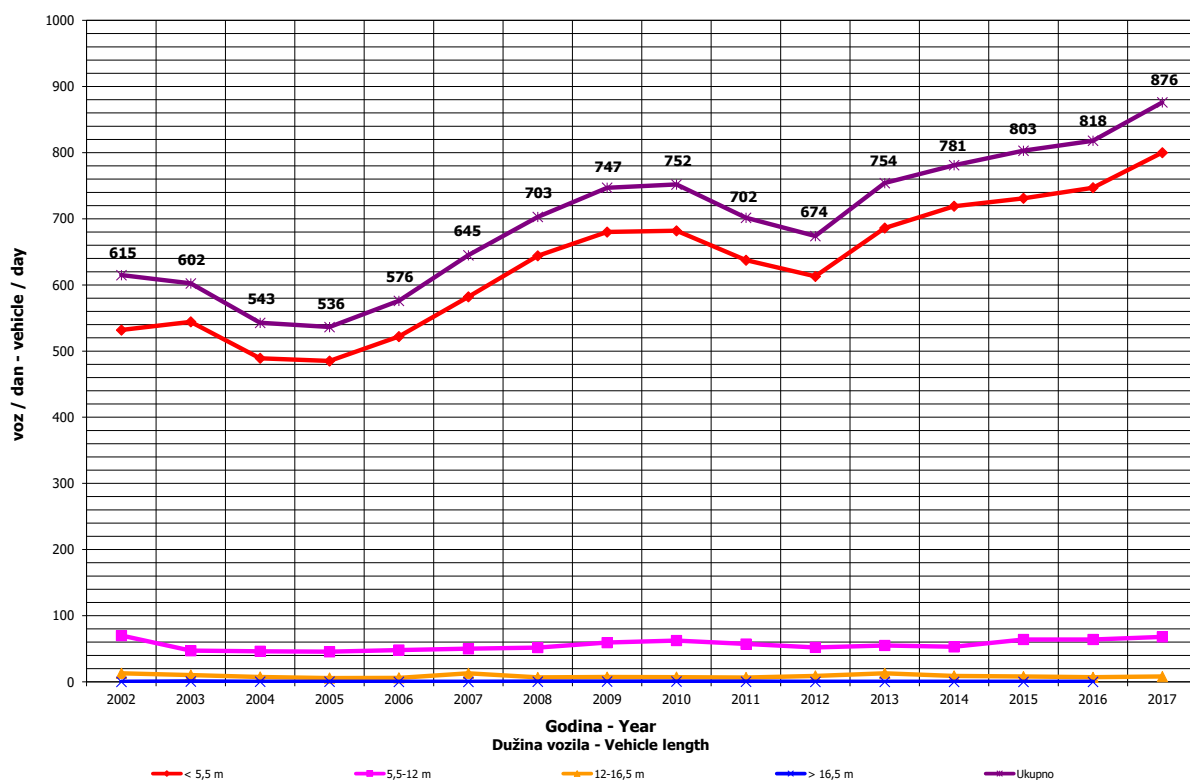
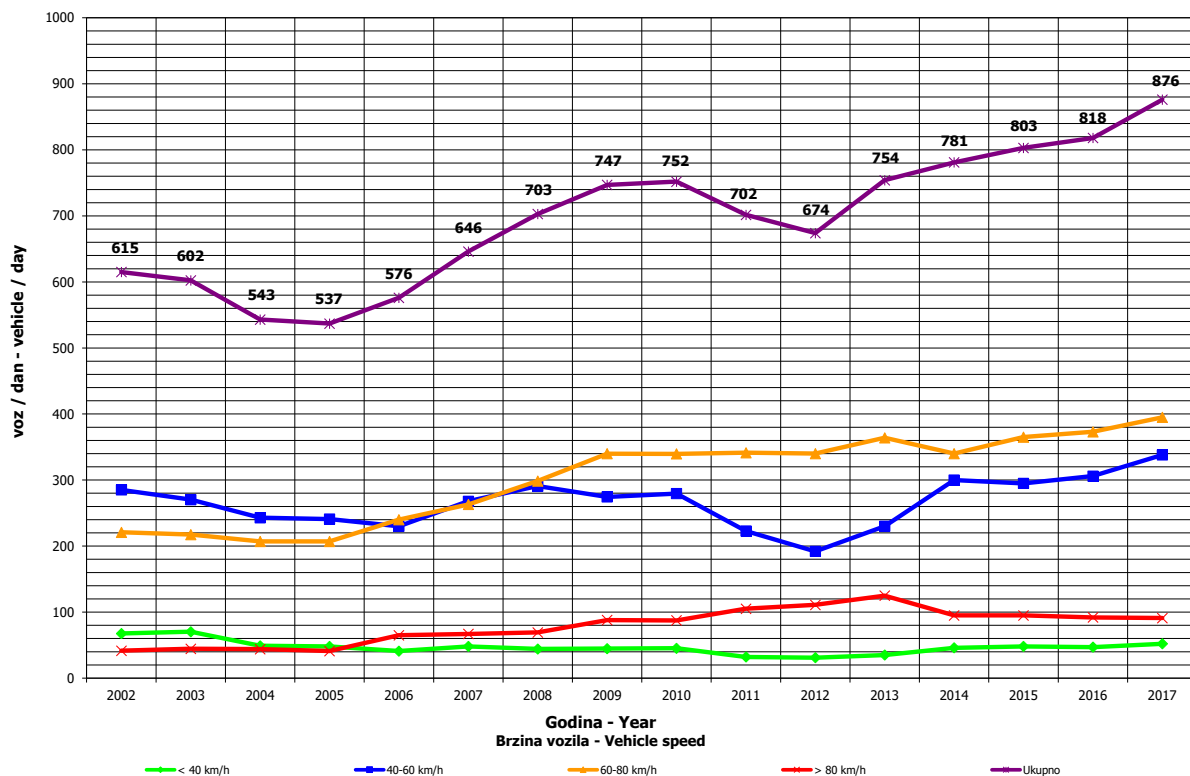
000043
 Tjentište / 22+964,00
 M 20 (MI-109) / Vrba - Brod na Drini 2

Month	Direction	minimum hour		maximum hour		minimum day		maximum day		day time average (5-21 h)	night average (21-05 h)	working day average	weekend average	summer average
		date/day	hour	date/day	hour	date/day	veh/day	date/day	veh/day					
January	I	31/Tuesday	3	8/Sunday	10	23	1/Sunday	43	13/Friday	157	10	120	99	
	II	31/Tuesday	23	17/Tuesday	14	22	7/Saturday	43	18/Wednesday	175	12	121	98	
February	I-II	29/Sunday	2	18/Wednesday	14	37	7/Saturday	88	13/Friday	308	22	241	197	
	I	28/Tuesday	4	27/Monday	15	25	2/Thursday	66	24/Friday	168	11	122	115	
March	II	28/Tuesday	4	10/Friday	13	20	11/Saturday	66	3/Friday	183	15	128	104	
	I-II	28/Tuesday	4	23/Thursday	13	35	9/Thursday	146	20/Monday	335	26	250	219	
April	I	31/Friday	3	24/Friday	12	24	12/Sunday	63	31/Friday	225	12	124	138	
	II	30/Thursday	0	28/Tuesday	8	24	12/Sunday	68	31/Friday	235	15	127	138	
May	I-II	28/Tuesday	3	28/Tuesday	8	42	12/Sunday	131	31/Friday	460	27	251	276	
	I	30/Sunday	4	28/Friday	17	36	23/Sunday	125	28/Friday	350	22	228	219	
June	II	26/Wednesday	1	28/Friday	17	42	23/Sunday	147	28/Friday	434	27	253	243	
	I-II	24/Monday	2	28/Friday	17	78	23/Sunday	272	28/Friday	784	49	481	462	
July	I	31/Wednesday	4	2/Tuesday	12	57	23/Tuesday	203	2/Tuesday	490	30	285	292	
	II	30/Tuesday	3	12/Friday	17	43	14/Sunday	222	12/Friday	425	34	284	259	
August	I-II	30/Tuesday	3	2/Tuesday	13	80	23/Tuesday	437	12/Friday	873	64	568	551	
	I	25/Sunday	4	17/Saturday	15	71	8/Thursday	208	30/Friday	524	37	302	350	318
September	II	26/Monday	1	17/Saturday	11	79	8/Thursday	199	30/Friday	643	40	345	363	351
	I-II	6/Tuesday	3	17/Saturday	15	112	8/Thursday	407	30/Friday	1167	77	647	713	669
October	I	21/Friday	4	30/Sunday	16	135	5/Wednesday	329	30/Sunday	1201	71	477	678	542
	II	9/Sunday	0	29/Saturday	9	86	3/Monday	400	29/Saturday	930	90	557	772	626
November	I-II	6/Thursday	3	30/Sunday	16	174	5/Wednesday	749	30/Sunday	2076	161	1034	1450	1168
	I	31/Thursday	3	13/Sunday	13	117	31/Thursday	456	20/Sunday	1102	82	619	855	680
December	II	14/Monday	0	1/Tuesday	7	84	30/Wednesday	303	5/Saturday	959	85	572	709	608
	I-II	31/Thursday	2	13/Sunday	14	152	31/Thursday	783	20/Sunday	1835	167	1191	1564	1287
Year	I	29/Friday	3	23/Saturday	9	64	26/Tuesday	269	3/Sunday	534	36	337	419	361
	II	27/Wednesday	4	8/Friday	12	50	27/Wednesday	208	1/Friday	472	40	315	340	323
Year	I-II	15/Friday	3	15/Friday	17	82	27/Wednesday	478	3/Sunday	964	77	652	759	684
	I	31/Tuesday	4	26/Thursday	17	38	23/Monday	189	27/Friday	359	22	253	262	
Year	II	30/Monday	1	26/Thursday	8	30	23/Monday	206	13/Friday	322	28	246	246	
	I-II	22/Sunday	5	26/Thursday	17	58	23/Monday	395	27/Friday	680	49	499	508	
Year	I	30/Thursday	4	28/Tuesday	16	32	24/Friday	140	17/Friday	308	18	226	206	
	II	30/Thursday	2	18/Saturday	16	27	24/Friday	157	17/Friday	296	23	227	200	
Year	I-II	24/Friday	2	3/Friday	16	54	24/Friday	297	17/Friday	604	41	453	406	
	I	31/Sunday	23	14/Thursday	16	30	19/Tuesday	73	1/Friday	290	14	191	165	
Year	II	31/Sunday	21	12/Thursday	8	29	19/Tuesday	81	15/Friday	268	19	191	174	
	I-II	31/Sunday	20	15/Friday	15	53	19/Tuesday	154	15/Friday	548	34	382	338	
Year	I	31.1/Tuesday	3	30.7/Sunday	16	135	1.1/Sunday	43	30.7/Sunday	1201	31	277	312	477
	II	31.1/Tuesday	23	29.7/Saturday	9	86	7.1/Saturday	43	5.8/Saturday	959	36	283	303	479
Year	I-II	29.1/Sunday	2	30.7/Sunday	16	174	7.1/Saturday	88	30.7/Sunday	2076	67	559	614	957

GODIŠNJA NERAVNOMJERNOST SAOBRAĆAJNOG TOKA TRAFFIC FLOW ANNUAL VARIATION

Automatski brojač broj - Automatic counter number
 Lokalizet - Location / Stacionaža - Mileage [km+m]
 Broj puta - Road number / Dionica - Section

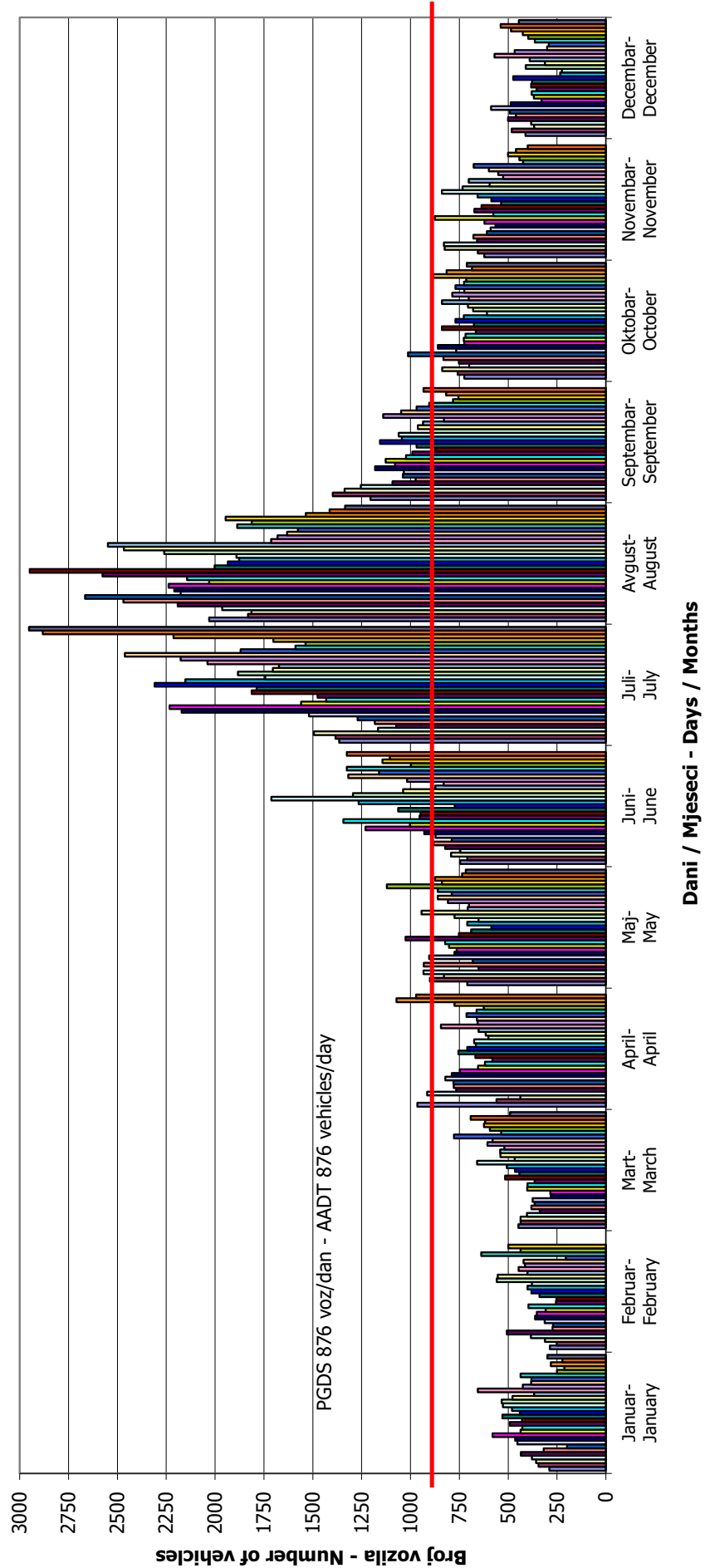
000043
 Tjentište / 22+964,00
 M 20 (MI-109) / Vrba - Brod na Drini 2



**DNEVNA NERAVNOMJERNOST SAOBRAĆAJNOG TOKA
 TRAFFIC FLOW DAILY VARIATION**

000043
 Tjentišće / 22+964,00
 M 20 (MI-109) / Vrba - Brod na Drini 2

Automatski brojač broj - Automatic counter number
 Lokalityet - Location / Stacionaža - Mileage [km+m]
 Broj puta - Road number/ Dionica - Section

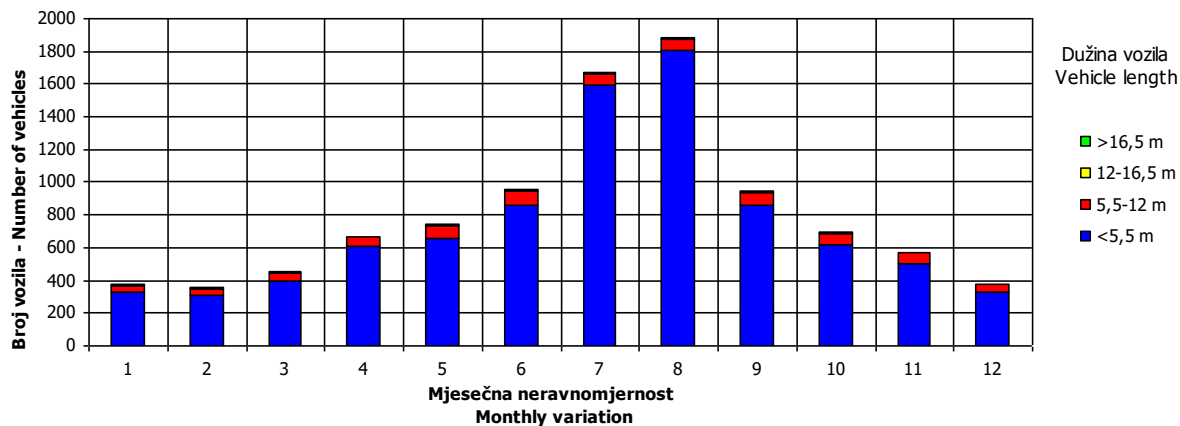
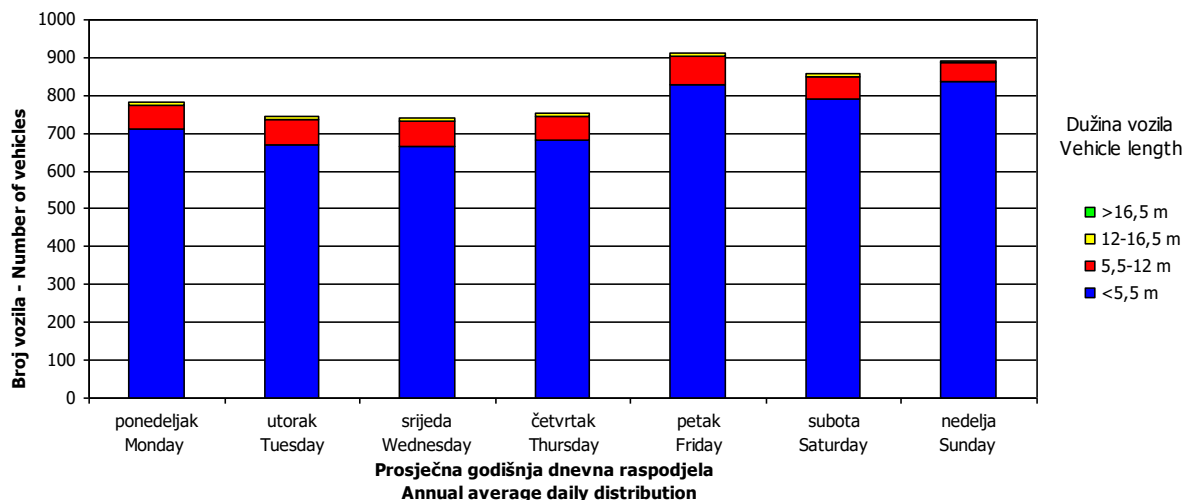
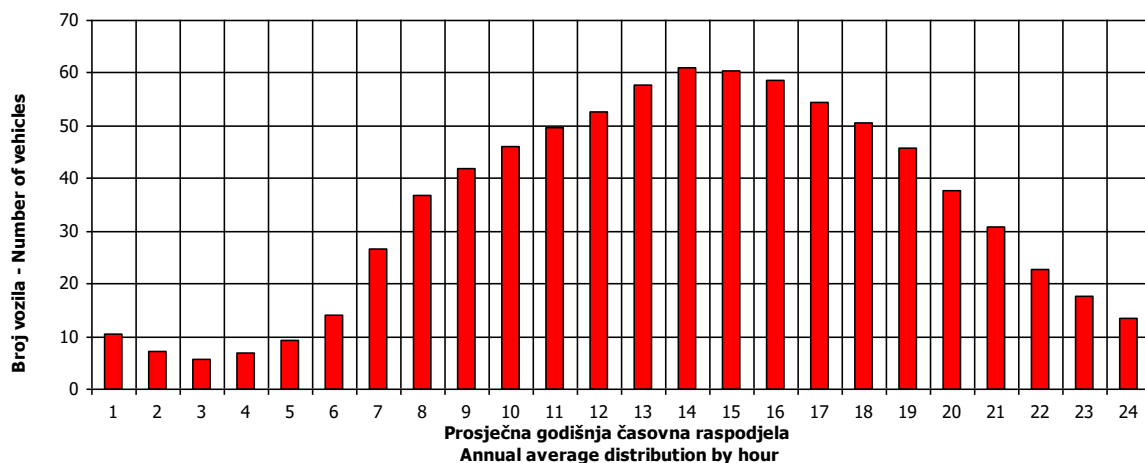


VREMENSKA RASPODJELA SAOBRAĆAJNOG TOKA TRAFFIC FLOW TIME DISTRIBUTION

Automatski brojač broj - Automatic counter number
 Lokalizet - Location / Stacionaža - Mileage [km+m]
 Broj puta - Road number / Dionica - Section

000043
 Tjentište / 22+964,00
 M 20 (MI-109) / Vrba - Brod na Drini 2

PGDS 876 voz/dan AADT 876 veh/day

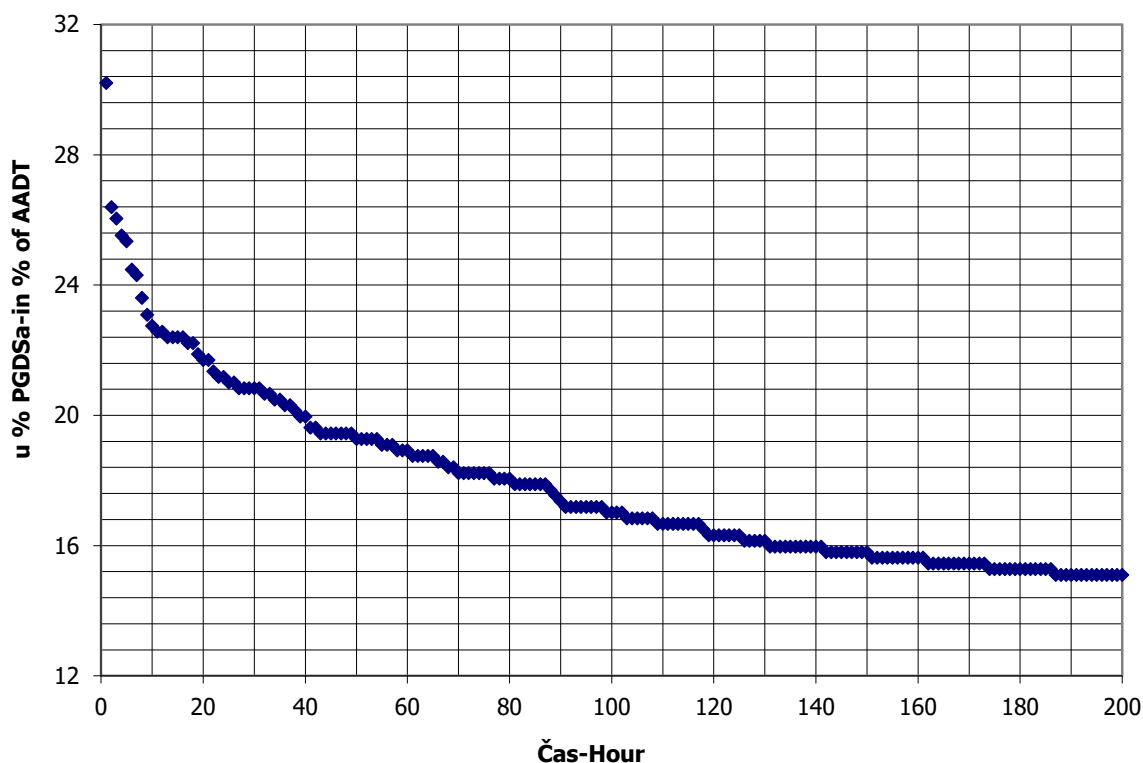


SATNA DISTRIBUCIJA SAOBRAĆAJNOG TOKA TRAFFIC FLOW HOURLY DISTRIBUTION

Automatski brojač broj - Automatic counter number
 Lokalitet - Location / Stacionaža - Mileage [km+m]
 Broj puta - Road number / Dionica - Section

000043
 Tjentište / 22+964,00
 M 20 (MI-109) / Vrba - Brod na Drini 2

PGDS - AADT	876 voz/dan - veh/day							
Čas - Hour	Maksimalni vršni sat - Maximum peak hour	10	20	30	40	50	100	200
Sat u danu - Hour of day	16	11	15	13	12	11	9	13
Sat u godini - Hour in year	5057	5388	5320	5366	5533	5052	5098	5606
Dan - Day of week	nedjelja - Sunday	nedjelja - Sunday	četvrtak - Thursday	subota - Saturday	subota - Saturday	nedjelja - Sunday	utorak - Tuesday	utorak - Tuesday
Datum - Date	30	13	10	12	19	30	1	22
Mjesec - Month	Juli - July	Avgust - August	Avgust - August	Avgust - August	Avgust - August	Juli - July	Avgust - August	Avgust - August
Vrijednost - Value	174	131	125	120	115	111	98	87
% - percent	30.21	22.74	21.70	20.83	19.97	19.27	17.01	15.10



BROJANJE VOZILA NA MREŽI PUTEVA U REPUBLICI SRPSKOJ – 2017. GODINA
VEHICLE COUNTING ON THE ROAD NETWORK OF THE REPUBLIC OF SRPSKA – YEAR 2017

MJESEČNI BROJ VOZILA
MONTHLY NUMBER OF VEHICLES

Automatski brojač broj - Automatic counter number
 Lokalitet - Location / Stacionaža - Mileage [km+m]
 Broj puta - Road number / Dionica - Section

000044
 Rudo Polje / 34+434,00
 M 6.1 (MI-116) / Klanci - Gacko 2

	Mjesec - Month											
	Januar- January	Februar- February	Mart- March	April- April	Maj- May	Juni- June	Jul- July	August- August	Septembar- September	Oktober- October	Novembar- November	Decembar- December
1	1059	724	1015	1206	1344	1632	1578	3619	1539	1598	1409	959
2	1148	825	1037	1137	1328	1387	1499	1637	1805	1502	1296	1187
3	878	824	1020	1180	1430	1499	1465	1624	1547	1487	1297	1056
4	1183	982	1029	1274	1604	1351	1399	1575	1414	1394	1696	1063
5	1184	1102	1166	1197	1513	1316	1416	1813	1568	1367	1722	1111
6	1037	705	985	1262	1386	1497	1456	2028	1561	1499	1407	1223
7	839	579	1110	1320	1324	1564	1414	1723	1547	1736	1342	1159
8	1142	771	1127	1402	1225	1365	1663	1638	1403	1513	1114	1217
9	883	886	746	1306	1359	1494	1700	1604	1626	1480	957	1444
10	818	885	890	1139	1349	1641	1583	1583	1477	1582	1231	1202
11	918	855	944	1078	1285	1464	1641	1647	1379	1485	1452	1100
12	1079	841	1024	1053	1403	1444	1552	1771	1468	1572	1336	1234
13	1110	757	976	1014	1484	1470	1709	1668	1519	1503	1252	1149
14	1063	756	1080	1139	1060	1494	1610	2268	1543	1628	1339	1088
15	1180	888	1062	1377	988	1548	1721	1711	1568	1205	1418	1312
16	982	847	1076	1341	1233	1666	1600	1554	1810	1290	1457	1416
17	934	813	1116	1299	1154	1662	1480	1495	1587	1516	1390	1208
18	1049	921	1266	1234	1390	1568	1661	1609	1451	1541	1446	1047
19	1275	1051	1151	1232	1308	1331	1638	1693	1422	1441	1553	977
20	1392	938	986	1257	1522	1328	1480	1632	1685	1442	1542	762
21	962	867	1087	1319	1489	1318	1497	1493	1584	1560	1091	814
22	1205	914	1154	1437	1285	1260	1812	1605	1693	1513	1177	1538
23	1080	960	1118	1318	1412	1413	1613	1609	1926	1365	1055	1546
24	862	996	1200	1185	1477	1502	1620	1553	1417	1354	1048	1036
25	1306	522	1396	1343	1465	1374	1514	1608	1249	1470	1212	635
26	1511	1203	1183	1476	1522	1327	1595	1742	1385	1605	1099	622
27	728	1135	1064	1297	1623	1368	1575	1463	1533	1392	963	931
28	743	1037	1206	1379	1349	1363	1603	1682	1455	1625	967	912
29	948		1184	1611	1339	1413	1803	1653	1488	1534	996	1048
30	824		1186	1354	1268	1414	1851	1527	1710	1435	744	1086
31	660		1038		1348		1720	1644		1381		1217
Ukupno- Total	31983	25692	33618	38163	42260	43464	49459	53467	46352	46003	38002	34289
Prosjek- Average	1032	886	1084	1272	1363	1449	1595	1725	1545	1484	1267	1106
Godišnji prosjek (PGDS) - Annual average (AADT)												1319

BROJANJE VOZILA NA MREŽI PUTEVA U REPUBLICI SRPSKOJ – 2017. GODINA
VEHICLE COUNTING ON THE ROAD NETWORK OF THE REPUBLIC OF SRPSKA – YEAR 2017

STRUKTURA SAOBRAĆAJNOG TOKA
TRAFFIC FLOW COMPOSITION

Automatski brojač broj - Automatic counter number
 Lokalizet - Location / Stacionaža - Mileage [km+m]
 Broj puta - Road number / Dionica - Section

000044
 Rudo Polje / 34+434,00
 M 6.1 (MI-116) / Klanci - Gacko 2

Mjesec - Month	Smjer - Direction	Dužina vozila - Vehicle length								Ukupno - Total
		< 5,5 m	(%)	5,5 - 12 m	(%)	12 - 16,5 m	(%)	> 16,5 m	(%)	
Januar - January	I	15264	95.1	741	4.6	40	0.3	1	0.0	16046
	II	15075	94.6	816	5.1	45	0.3	1	0.0	15937
	ukupno - total	30339	94.9	1557	4.9	86	0.3	2	0.0	31983
Februar - February	I	12025	93.3	794	6.2	63	0.5	3	0.0	12885
	II	11895	92.9	830	6.5	82	0.6	0	0.0	12807
	ukupno - total	23920	93.1	1625	6.3	145	0.6	3	0.0	25692
Mart - March	I	15822	94.0	915	5.4	93	0.6	3	0.0	16833
	II	15667	93.3	995	5.9	122	0.7	2	0.0	16785
	ukupno - total	31488	93.7	1910	5.7	215	0.6	5	0.0	33618
April - April	I	18036	94.3	952	5.0	125	0.7	4	0.0	19118
	II	17849	93.7	1048	5.5	147	0.8	1	0.0	19045
	ukupno - total	35886	94.0	2001	5.2	272	0.7	5	0.0	38163
Maj - May	I	20075	94.8	960	4.5	132	0.6	2	0.0	21169
	II	19858	94.2	1062	5.0	167	0.8	3	0.0	21091
	ukupno - total	39934	94.5	2021	4.8	300	0.7	5	0.0	42260
Juni - June	I	20647	95.1	965	4.4	100	0.5	0	0.0	21711
	II	20489	94.2	1110	5.1	152	0.7	1	0.0	21753
	ukupno - total	41136	94.6	2075	4.8	252	0.6	1	0.0	43464
Juli - July	I	23664	95.2	1012	4.1	173	0.7	4	0.0	24853
	II	23255	94.5	1129	4.6	219	0.9	4	0.0	24607
	ukupno - total	46918	94.9	2141	4.3	391	0.8	8	0.0	49459
Avgust - August	I	25573	95.2	1123	4.2	150	0.6	3	0.0	26848
	II	25148	94.5	1274	4.8	194	0.7	3	0.0	26619
	ukupno - total	50721	94.9	2396	4.5	344	0.6	6	0.0	53467
Septembar - September	I	21780	94.2	1205	5.2	145	0.6	3	0.0	23133
	II	21616	93.1	1429	6.2	175	0.8	0	0.0	23220
	ukupno - total	43396	93.6	2634	5.7	319	0.7	3	0.0	46352
Oktobar - October	I	21649	93.9	1276	5.5	129	0.6	7	0.0	23062
	II	21313	92.9	1477	6.4	148	0.6	4	0.0	22942
	ukupno - total	42962	93.4	2753	6.0	277	0.6	11	0.0	46003
Novembar - November	I	17955	94.3	959	5.0	116	0.6	5	0.0	19034
	II	17673	93.2	1142	6.0	151	0.8	2	0.0	18968
	ukupno - total	35627	93.8	2101	5.5	266	0.7	7	0.0	38002
Decembar - December	I	16279	93.9	989	5.7	64	0.4	6	0.0	17338
	II	15772	93.0	1088	6.4	89	0.5	2	0.0	16951
	ukupno - total	32051	93.5	2076	6.1	153	0.4	8	0.0	34289
Ukupno (godišnje) - Total (annual)	I	228767	94.5	11890	4.9	1329	0.5	42	0.0	242029
	II	225611	93.7	13400	5.6	1690	0.7	24	0.0	240725
	ukupno - total	454378	94.1	25291	5.2	3019	0.6	66	0.0	482754
Prosjek (PGDS) - Average (AADT)	I	625	94.5	32	4.9	4	0.5	0	0.0	661
	II	616	93.7	37	5.6	5	0.7	0	0.0	658
	ukupno - total	1241	94.1	69	5.2	8	0.6	0	0.0	1319

BRONANJE VOZILA NA MREZI PUTEVA U REPUBLICI SRPSKOJ – 2017. GODINA
VEHICLE COUNTING ON THE ROAD NETWORK OF THE REPUBLIC OF SRPSKA – YEAR 2017

SAOBRAĆAJNI POKAZATELJI

000044

Rudo Polje / 34+434,00

M 6.1 (MI-116) / Klanci - Gacko 2

Automatski brojač broj

Lokalitet / Stacionaža [km+m]

Broj puta / Dionica

Mjesec	Snjier	minimaini čas		maksimaini čas		minimaini dan		maksimaini dan		dnevni prosjek (05-21 h)	noćni prosjek (21-05 h)	projsek radnim danom	projsek vikendom	ljetni prosjek	
		datum/dan	čas	voz/h	datum/dan	čas	voz/h	datum/dan	voz/dan						
Januar	I	31/utorak	5	0	30/ponedjeljak	7	69	7/subota	297	20/petak	524	335	47	395	357
	II	31/utorak	4	0	13/petak	15	62	7/subota	269	20/petak	488	326	53	402	338
	I-II	26/četvrtak	2	0	13/petak	14	93	7/subota	566	20/petak	1012	661	100	797	695
Februar	I	28/utorak	3	0	9/četvrtak	7	61	2/četvrtak	258	24/petak	451	333	40	381	349
	II	28/utorak	4	0	13/ponedjeljak	10	69	5/nedjelja	250	3/petak	475	324	47	381	346
	I-II	28/utorak	3	0	13/ponedjeljak	10	103	2/četvrtak	516	3/petak	923	657	86	763	695
Mart	I	31/petak	3	0	3/petak	7	64	12/nedjelja	225	31/petak	540	313	35	361	312
	II	30/četvrtak	2	0	31/petak	11	73	12/nedjelja	215	31/petak	561	304	45	363	309
	I-II	29/srijeda	4	0	31/petak	11	126	12/nedjelja	440	31/petak	1101	617	80	724	621
April	I	28/petak	4	0	24/ponedjeljak	12	91	12/srijeda	378	24/ponedjeljak	835	424	52	459	500
	II	29/subota	3	0	24/ponedjeljak	11	123	9/nedjelja	353	24/ponedjeljak	724	418	57	466	489
	I-II	26/srijeda	3	0	24/ponedjeljak	11	210	2/nedjelja	733	24/ponedjeljak	1559	842	109	925	989
Maj	I	31/srijeda	2	0	5/petak	19	72	1/ponedjeljak	438	5/petak	637	467	65	539	516
	II	30/utorak	3	0	6/subota	9	74	1/ponedjeljak	397	5/petak	685	456	67	533	498
	I-II	19/petak	2	0	6/subota	9	124	1/ponedjeljak	835	5/petak	1322	923	132	1072	1014
Juni	I	28/srijeda	2	0	2/petak	7	74	7/srijeda	429	23/petak	639	449	77	541	499
	II	23/petak	2	0	2/petak	15	84	7/srijeda	425	23/petak	680	455	72	546	490
	I-II	8/četvrtak	2	0	23/petak	12	108	7/srijeda	854	23/petak	1319	905	150	1087	988
Juli	I	26/srijeda	3	0	7/petak	7	71	9/nedjelja	524	7/petak	726	499	89	585	594
	II	27/četvrtak	4	0	28/petak	15	77	10/ponedjeljak	493	7/petak	725	497	82	579	580
	I-II	26/srijeda	3	0	16/nedjelja	11	132	9/nedjelja	1018	7/petak	1451	996	171	1164	1174
Avgust	I	31/četvrtak	3	0	2/srijeda	19	201	30/srijeda	526	2/srijeda	1764	569	87	666	628
	II	31/četvrtak	2	0	2/srijeda	15	184	27/nedjelja	529	2/srijeda	1743	559	88	656	620
	I-II	30/srijeda	2	0	2/srijeda	15	315	30/srijeda	1072	2/srijeda	3507	1128	175	1322	1248
Septembar	I	28/četvrtak	3	0	26/utorak	7	80	14/četvrtak	504	15/petak	762	531	66	602	586
	II	30/subota	3	0	15/petak	11	92	17/nedjelja	475	15/petak	800	518	75	601	574
	I-II	22/petak	2	0	15/petak	11	153	17/nedjelja	985	15/petak	1562	1049	141	1203	1160
Oktobar	I	31/utorak	4	0	16/ponedjeljak	7	85	21/subota	436	12/četvrtak	711	524	67	609	549
	II	31/utorak	1	0	27/petak	15	85	22/nedjelja	438	13/petak	731	520	70	613	537
	I-II	18/srijeda	2	0	12/četvrtak	11	123	22/nedjelja	888	13/petak	1437	1045	138	1222	1086
Novembar	I	30/četvrtak	3	0	28/utorak	7	96	24/petak	421	21/utorak	719	480	63	550	523
	II	30/četvrtak	4	0	17/petak	15	77	24/petak	445	17/petak	692	476	64	548	517
	I-II	30/četvrtak	3	0	28/utorak	7	122	24/petak	866	17/petak	1350	955	127	1097	1040
Decembar	I	31/nedjelja	4	0	15/petak	7	86	26/utorak	349	5/utorak	647	433	56	503	460
	II	30/subota	4	0	5/utorak	11	89	20/srijeda	330	18/ponedjeljak	698	427	63	505	459
	I-II	27/srijeda	4	0	5/utorak	11	168	26/utorak	680	1/petak	1295	860	119	1007	919
Godna	I	31.1/utorak	5	0	2.8/srijeda	19	201	12.3/nedjelja	225	2.8/srijeda	1764	447	62	518	489
	II	31.1/utorak	4	0	2.8/srijeda	15	184	12.3/nedjelja	215	2.8/srijeda	1743	441	65	518	479
	I-II	26.1/četvrtak	2	0	2.8/srijeda	15	315	12.3/nedjelja	440	2.8/srijeda	3507	888	127	1036	969

BROJANJE VOZILA NA MREŽI PUTEVA U REPUBLICI SRPSKOJ – 2017. GODINA
VEHICLE COUNTING ON THE ROAD NETWORK OF THE REPUBLIC OF SRPSKA – YEAR 2017

TRAFFIC PARAMETERS

Automatic counter number
 Location / Mileage [km+m]
 Road number / Section

000044

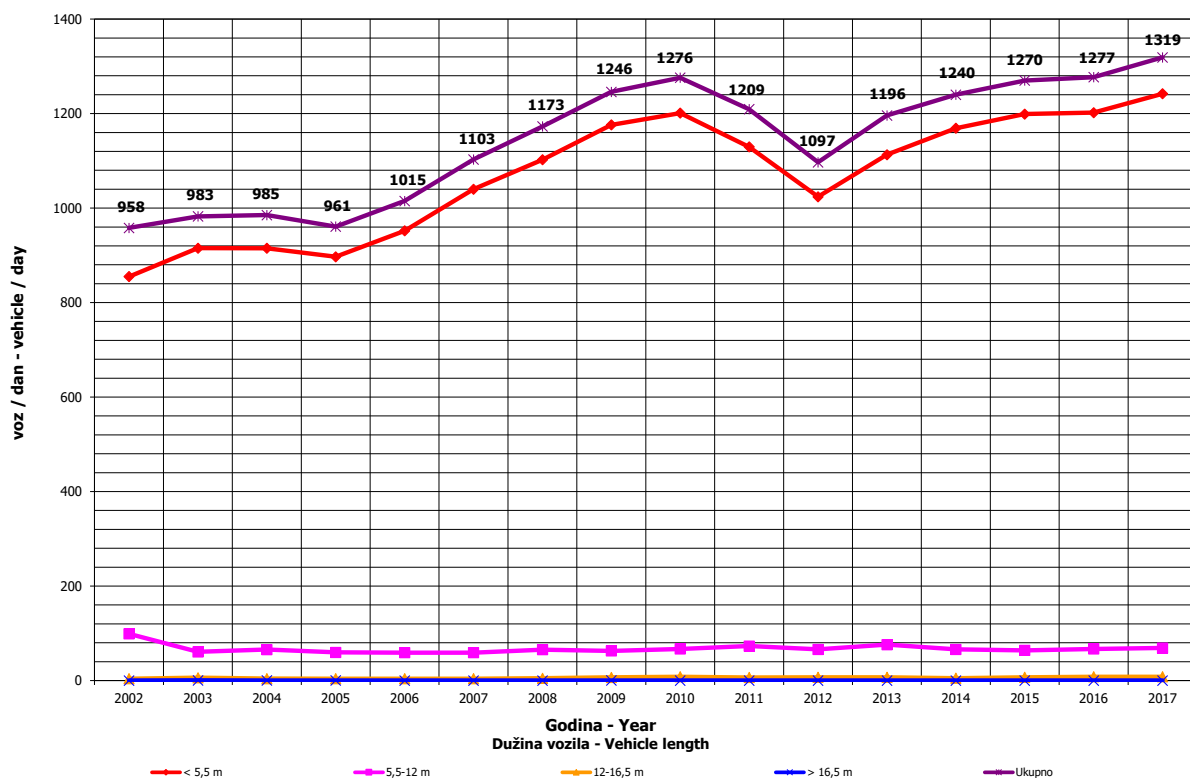
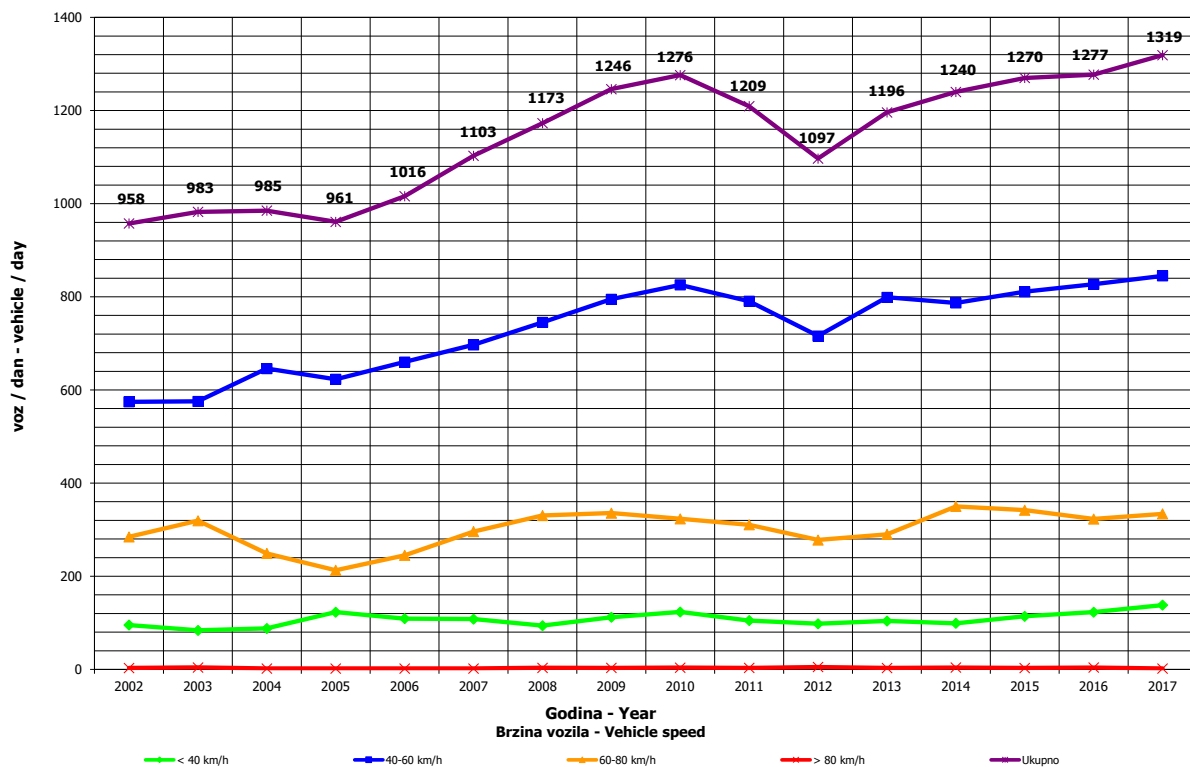
Rudo Polje / 34+434,00
 M 6.1 (M1-116) / Klanci - Gacko 2

Month	Direction	minimum hour		maximum hour		veh/h		minimum day		maximum day		day time average (5-21 h)	night average (21-05 h)	working day average	weekend average	summer average
		date/day	hour	date/day	hour	veh/h	veh/h	date/day	veh/day	date/day	veh/day					
January	I	31/Tuesday	5	0	30/Monday	7	69	7/Saturday	297	20/Friday	524	335	47	395	357	
	II	31/Tuesday	4	0	13/Friday	15	62	7/Saturday	269	20/Friday	488	326	53	402	338	
	I-II	26/Thursday	2	0	13/Friday	14	93	7/Saturday	566	20/Friday	1012	661	100	797	695	
February	I	28/Tuesday	3	0	9/Thursday	7	61	2/Thursday	258	24/Friday	451	333	40	381	349	
	II	28/Tuesday	4	0	13/Monday	10	69	5/Sunday	250	3/Friday	475	324	47	381	346	
	I-II	28/Tuesday	3	0	13/Monday	10	103	2/Thursday	516	3/Friday	923	657	86	763	695	
March	I	31/Friday	3	0	3/Friday	7	64	12/Sunday	225	31/Friday	540	313	35	361	312	
	II	30/Thursday	2	0	31/Friday	11	73	12/Sunday	215	31/Friday	561	304	45	363	309	
	I-II	29/Wednesday	4	0	31/Friday	11	126	12/Sunday	440	31/Friday	1101	617	80	724	621	
April	I	28/Friday	4	0	24/Monday	12	91	12/Wednesday	378	24/Monday	835	424	52	459	500	
	II	29/Saturday	3	0	24/Monday	11	123	9/Sunday	353	24/Monday	724	418	57	466	489	
	I-II	26/Wednesday	3	0	24/Monday	11	210	2/Sunday	733	24/Monday	1559	842	109	925	989	
May	I	31/Wednesday	2	0	5/Friday	19	72	1/Monday	438	5/Friday	637	467	65	539	516	
	II	30/Tuesday	3	0	6/Saturday	9	74	1/Monday	397	5/Friday	685	456	67	533	498	
	I-II	19/Friday	2	0	6/Saturday	9	124	1/Monday	835	5/Friday	1322	923	132	1072	1014	
June	I	28/Wednesday	2	0	2/Friday	7	74	7/Wednesday	429	23/Friday	639	449	77	541	499	527
	II	23/Friday	2	0	2/Friday	15	84	7/Wednesday	425	23/Friday	680	455	72	546	490	527
	I-II	8/Thursday	2	0	23/Friday	12	108	7/Wednesday	854	23/Friday	1319	905	150	1087	988	1054
July	I	26/Wednesday	3	0	7/Friday	7	71	9/Sunday	524	7/Friday	726	499	89	585	594	588
	II	27/Thursday	4	0	28/Friday	15	77	10/Monday	493	7/Friday	725	497	82	579	580	579
	I-II	26/Wednesday	3	0	16/Sunday	11	132	9/Sunday	1018	7/Friday	1451	996	171	1164	1174	1167
August	I	31/Thursday	3	0	2/Wednesday	19	201	30/Wednesday	526	2/Wednesday	1764	569	87	666	628	656
	II	31/Thursday	2	0	2/Wednesday	15	184	27/Sunday	529	2/Wednesday	1743	559	88	656	620	647
	I-II	30/Wednesday	2	0	2/Wednesday	15	315	30/Wednesday	1072	2/Wednesday	3507	1128	175	1322	1248	1303
September	I	28/Thursday	3	0	26/Tuesday	7	80	14/Thursday	504	15/Friday	762	531	66	602	586	597
	II	30/Saturday	3	0	15/Friday	11	92	17/Sunday	475	15/Friday	800	518	75	601	574	593
	I-II	22/Friday	2	0	15/Friday	11	153	17/Sunday	985	15/Friday	1562	1049	141	1203	1160	1190
October	I	31/Tuesday	4	0	16/Monday	7	85	21/Saturday	436	12/Thursday	711	524	67	609	549	
	II	31/Tuesday	1	0	27/Friday	15	85	22/Sunday	438	13/Friday	731	520	70	613	537	
	I-II	18/Wednesday	2	0	12/Thursday	11	123	22/Sunday	888	13/Friday	1437	1045	138	1222	1086	
November	I	30/Thursday	3	0	28/Tuesday	7	96	24/Friday	421	21/Tuesday	719	480	63	550	523	
	II	30/Thursday	4	0	17/Friday	15	77	24/Friday	445	17/Friday	692	476	64	548	517	
	I-II	30/Thursday	3	0	28/Tuesday	7	122	24/Friday	866	17/Friday	1350	955	127	1097	1040	
December	I	31/Sunday	4	0	15/Friday	7	86	26/Tuesday	349	5/Thursday	647	433	56	503	460	
	II	30/Saturday	4	0	5/Thursday	11	89	20/Wednesday	330	18/Monday	698	427	63	505	459	
	I-II	27/Wednesday	4	0	5/Thursday	11	168	26/Tuesday	680	1/Friday	1295	860	119	1007	919	
Year	I	31.1/Tuesday	5	0	2.8/Wednesday	19	201	12.3/Sunday	225	2.8/Wednesday	1764	447	62	518	489	593
	II	31.1/Tuesday	4	0	2.8/Wednesday	15	184	12.3/Sunday	215	2.8/Wednesday	1743	441	65	518	479	587
	I-II	26.1/Thursday	2	0	2.8/Wednesday	15	315	12.3/Sunday	440	2.8/Wednesday	3507	888	127	1036	969	1180

GODIŠNJA NERAVNOMJERNOST SAOBRAĆAJNOG TOKA TRAFFIC FLOW ANNUAL VARIATION

Automatski brojač broj - Automatic counter number
 Lokalitet - Location / Stacionaža - Mileage [km+m]
 Broj puta - Road number / Dionica - Section

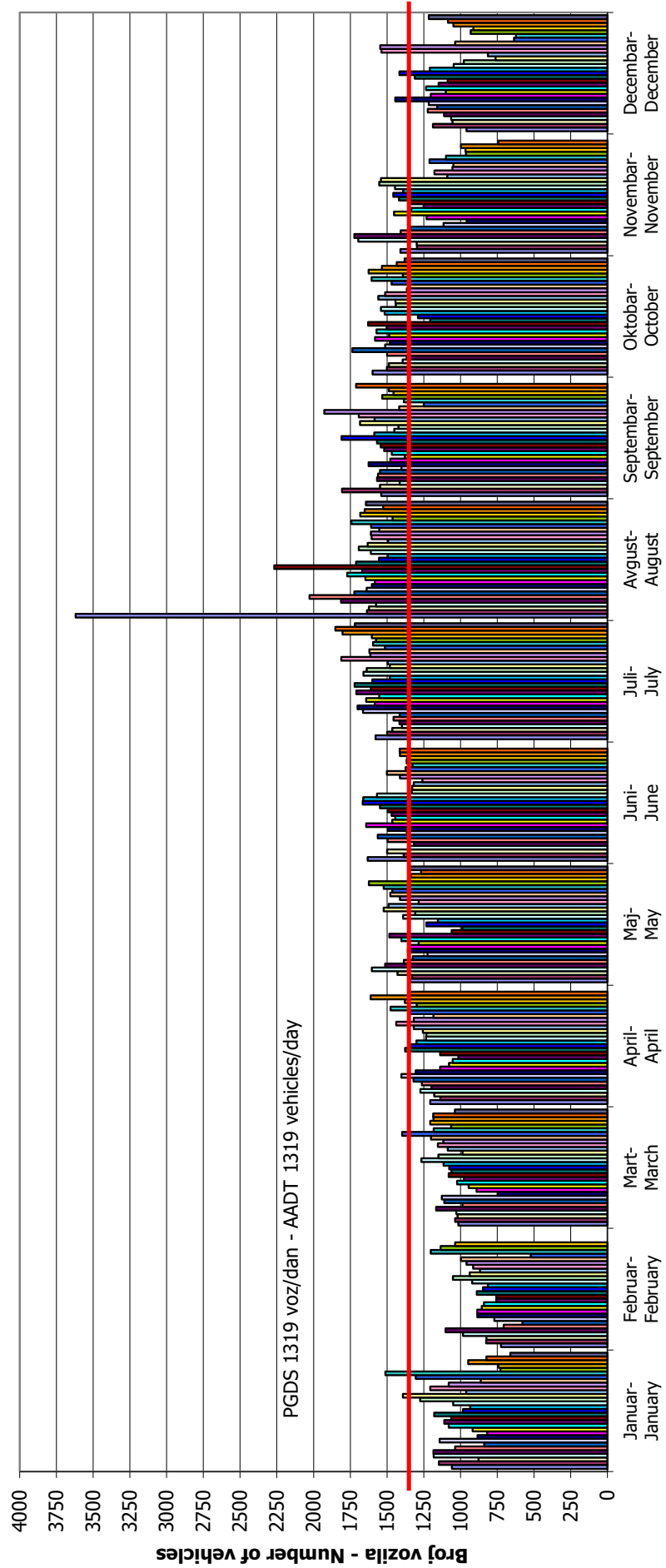
000044
 Rudo Polje / 34+434,00
 M 6.1 (MI-116) / Klanci - Gacko 2



**DNEVNA NERAVNOMJERNOST SAOBRAĆAJNOG TOKA
 TRAFFIC FLOW DAILY VARIATION**

000044
 Rudo Polje / 34++434,00
 M 6.1 (MI-116) / Klanci - Gacko 2

Automatski brojač broj - Automatic counter number
 Lokalityet - Location / Stacionaža - Mileage [km+m]
 Broj puta - Road number/ Dionica - Section



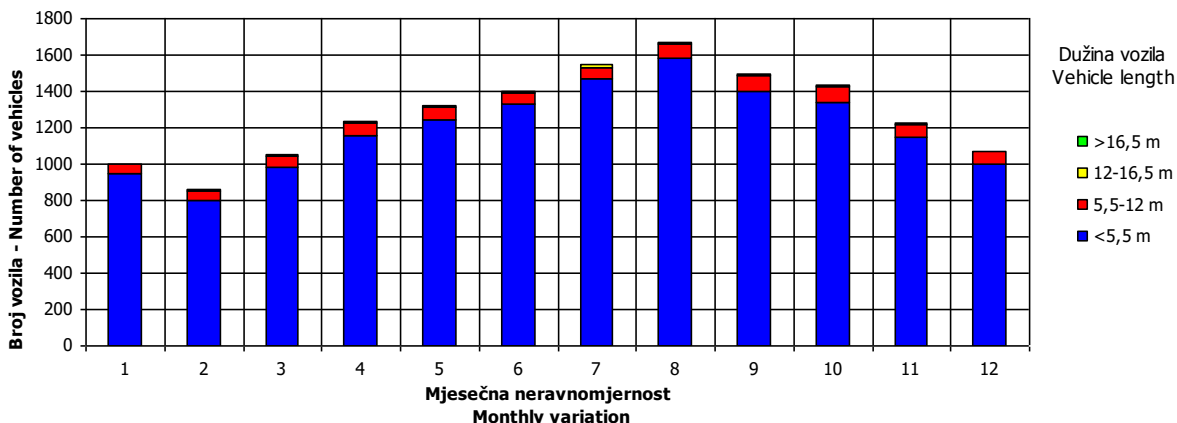
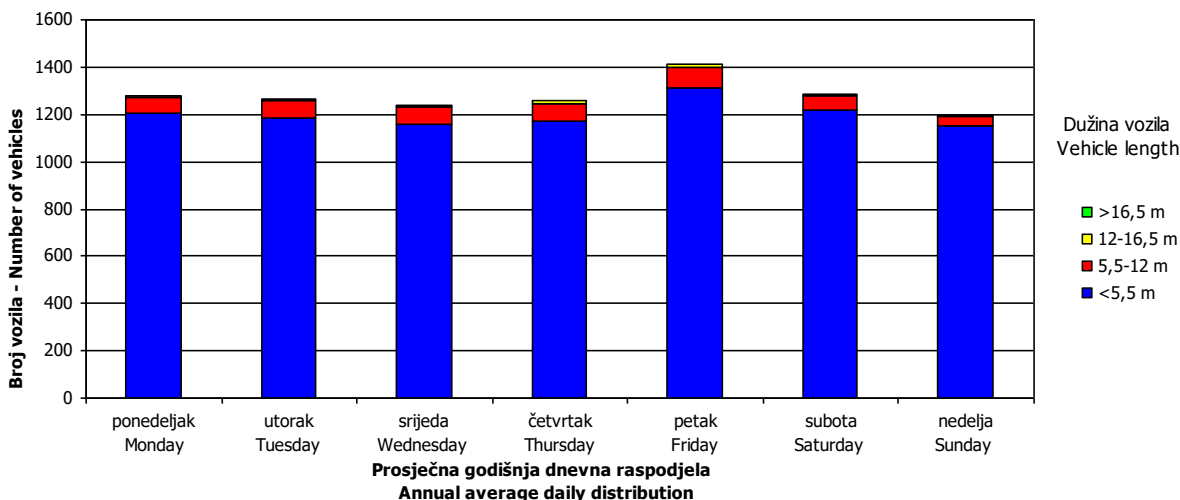
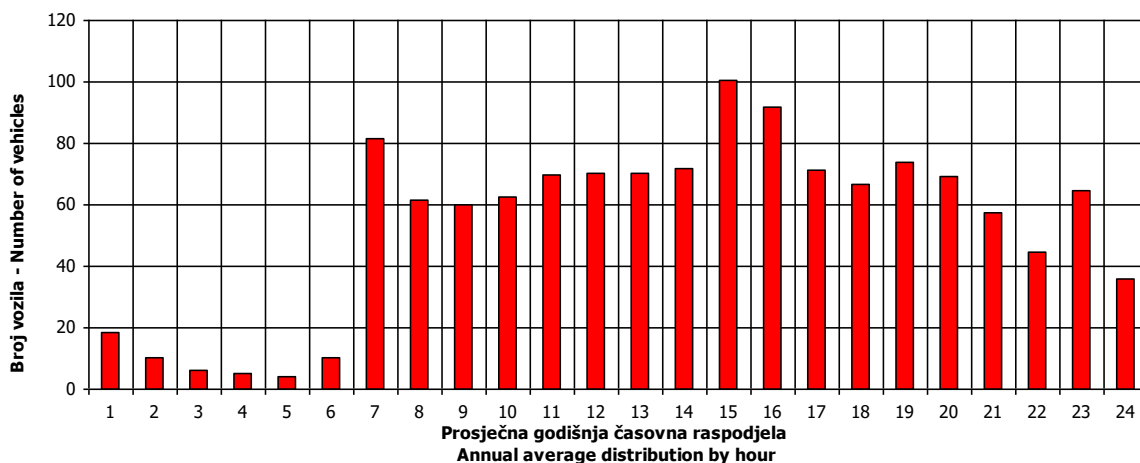
Dani / Mjeseci - Days / Months

VREMENSKA RASPODJELA SAOBRAĆAJNOG TOKA TRAFFIC FLOW TIME DISTRIBUTION

Automatski brojač broj - Automatic counter number
 Lokalizet - Location / Stacionaža - Mileage [km+m]
 Broj puta - Road number / Dionica - Section

000044
 Rudo Polje / 34+434,00
 M 6.1 (MI-109) / Klanci - Gacko 2

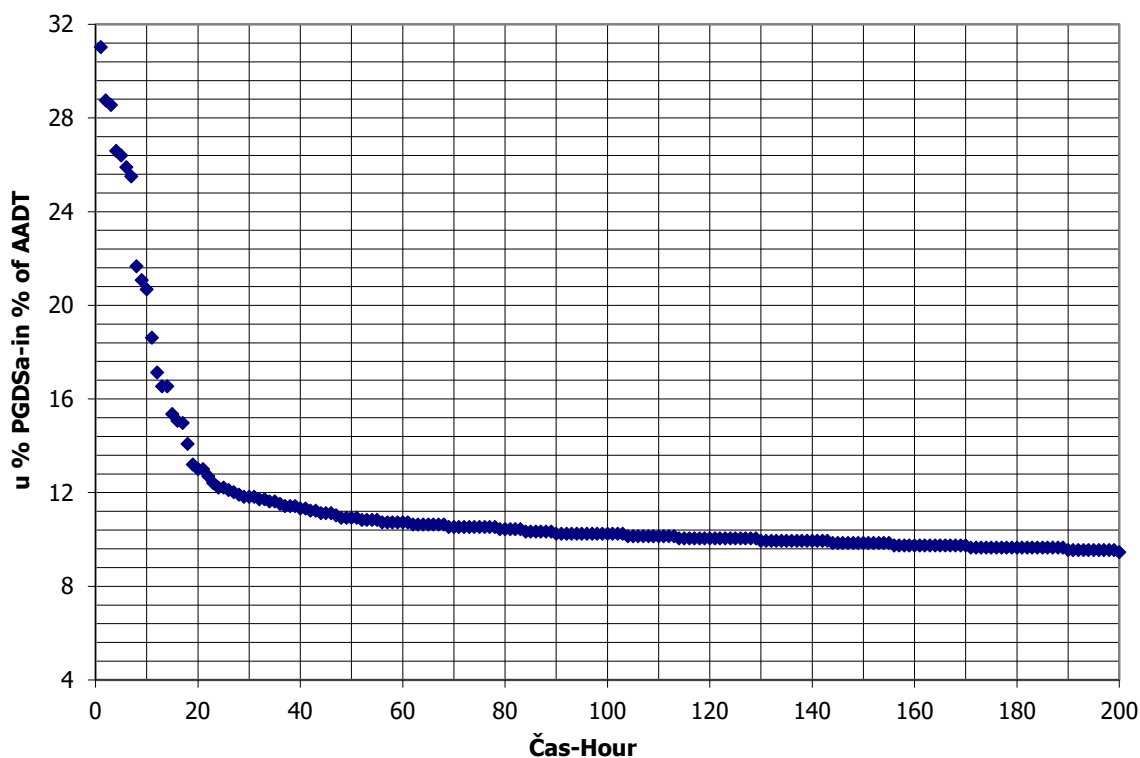
PGDS 1319 voz/dan AADT 1319 veh/day



SATNA DISTRIBUCIJA SAOBRAĆAJNOG TOKA TRAFFIC FLOW HOURLY DISTRIBUTION

Automatski brojač broj - Automatic counter number 000044
 Lokalitet - Location / Stacionaža - Mileage [km+m] Rudo Polje / 34+434,00
 Broj puta - Road number / Dionica - Section M 6.1 (MI-109) / Klanci - Gacko 2

PGDS - AADT	1319 voz/dan - veh/day							
Čas - Hour	Maksimalni vršni sat - Maximum peak hour	10	20	30	40	50	100	200
Sat u danu - Hour of day	15	11	11	17	15	15	7	15
Sat u godini - Hour in year	5128	2724	4716	6354	5848	7792	8144	4672
Dan - Day of week	srijeda - Wednesday	ponedeljak - Monday	nedelja - Sunday	petak - Friday	petak - Friday	utorak - Tuesday	srijeda - Wednesday	petak - Friday
Datum - Date	2	24	16	22	1	21	6	14
Mjesec - Month	Avgust - August	April - April	Juli - July	Septembar - September	Septembar - September	Novembar - November	Decembar - December	Juli - July
Vrijednost - Value	315	210	132	120	115	111	104	96
% - percent	31.02	20.68	13.00	11.82	11.33	10.93	10.24	9.45



BROJANJE VOZILA NA MREŽI PUTEVA U REPUBLICI SRPSKOJ – 2017. GODINA
VEHICLE COUNTING ON THE ROAD NETWORK OF THE REPUBLIC OF SRPSKA – YEAR 2017

MJESEČNI BROJ VOZILA
MONTHLY NUMBER OF VEHICLES

Automatski brojač broj - Automatic counter number
 Lokalitet - Location / Stacionaža - Mileage [km+m]
 Broj puta - Road number / Dionica - Section

000045
 Korita / 13+986,00
 M 20 (MI-109) / Krivača - Avtovac 1

	Mjesec - Month											
	Januar- January	Februar- February	Mart- March	April- April	Maj- May	Juni- June	Juli- July	August- August	Septembar- September	Oktober- October	Novembar- November	Decembar- December
1	749	1066	810	1155	1144	1011	1823	2554	1604	1176	1326	888
2	916	746	808	904	1225	1103	1795	2158	1887	1192	1192	1061
3	700	645	773	752	1185	1238	1860	2243	1787	1213	1309	759
4	901	402	857	1277	1310	1148	1591	2369	1766	1212	1347	812
5	972	779	814	1096	1394	1171	1391	2676	1691	1171	1146	932
6	720	635	723	1169	1258	1094	1693	2914	1488	1300	1101	900
7	584	460	762	1197	1109	1165	1578	3106	1463	1513	1031	1013
8	909	486	796	1258	1087	1068	1854	2529	1538	1182	983	918
9	796	534	704	1166	1031	1225	2318	2508	1733	1137	935	1110
10	890	515	705	1075	1094	1630	2432	2278	1549	1077	1055	833
11	688	422	771	973	1070	1324	1917	2434	1584	1071	1376	776
12	721	588	761	912	1154	1438	1726	2594	1387	1069	1036	826
13	805	473	734	878	1331	1279	1693	2927	1371	1197	1139	893
14	752	456	871	960	972	1248	2111	3716	1295	1419	1092	912
15	1015	577	886	1251	965	1203	2181	2409	1536	1135	1131	1003
16	705	522	810	998	905	1498	2587	2350	1721	1146	1037	1053
17	639	521	958	973	972	1527	2571	2238	1592	1040	1177	654
18	799	281	1243	953	1088	1629	2197	2419	1645	1050	1429	919
19	1001	393	984	936	1072	1571	2270	2845	1385	1049	1355	796
20	973	363	829	980	1372	1286	2105	2798	1632	1172	1378	875
21	804	368	902	1060	1105	1274	1818	2947	1391	1357	1037	875
22	978	371	957	1280	1206	1082	2443	2036	1316	1154	953	1035
23	671	305	921	995	1221	1327	2731	2029	1761	1006	925	1109
24	554	271	936	991	1262	1593	2925	1950	1421	953	952	876
25	573	317	1283	1030	1133	1406	2319	1904	1352	960	1027	651
26	522	1075	1076	1075	1336	1601	1967	2351	1255	1059	845	787
27	575	855	1004	1033	1502	1409	1836	2438	1232	1147	725	863
28	955	834	965	1147	1086	1385	2170	2531	1154	1175	873	939
29	906		1029	1595	1227	1373	2645	1945	1439	1044	852	1035
30	922		1069	1215	966	1671	3349	1848	1517	1011	782	1093
31	885		945		1030		3498	1642		1268		966
Ukupno- Total	24544	16057	27644	32257	35809	39963	67559	75876	45537	35658	32512	28110
Prosjek- Average	792	554	892	1075	1155	1332	2179	2448	1518	1150	1084	907
Godišnji prosjek (PGDS) - Annual average (AADT)												1261

BROJANJE VOZILA NA MREŽI PUTEVA U REPUBLICI SRPSKOJ – 2017. GODINA
VEHICLE COUNTING ON THE ROAD NETWORK OF THE REPUBLIC OF SRPSKA – YEAR 2017

STRUKTURA SAOBRAĆAJNOG TOKA
TRAFFIC FLOW COMPOSITION

Automatski brojač broj - Automatic counter number
 Lokalitet - Location / Stacionaža - Mileage [km+m]
 Broj puta - Road number / Dionica - Section

000045
 Korita / 13+986,00
 M 20 (MI-109) / Krivača - Avtovac 1

Mjesec - Month	Smjer - Direction	Dužina vozila - Vehicle length								Ukupno - Total
		< 5,5 m	(%)	5,5 - 12 m	(%)	12 - 16,5 m	(%)	< 16,5 m	(%)	
Januar - January	I	11421	91.5	947	7.6	100	0.8	11	0.1	12479
	II	10854	90.0	1135	9.4	73	0.6	3	0.0	12065
	ukupno - total	22275	90.8	2082	8.5	172	0.7	15	0.1	24544
Februar - February	I	7013	89.7	692	8.9	82	1.0	33	0.4	7820
	II	7272	88.3	859	10.4	76	0.9	30	0.4	8237
	ukupno - total	14285	89.0	1552	9.7	158	1.0	63	0.4	16057
Mart - March	I	12447	89.2	1377	9.9	135	1.0	0	0.0	13959
	II	12259	89.6	1337	9.8	87	0.6	2	0.0	13685
	ukupno - total	24706	89.4	2714	9.8	222	0.8	2	0.0	27644
April - April	I	14336	90.2	1387	8.7	159	1.0	4	0.0	15885
	II	14857	90.7	1396	8.5	112	0.7	7	0.0	16372
	ukupno - total	29192	90.5	2782	8.6	271	0.8	11	0.0	32257
Maj - May	I	16315	91.0	1442	8.0	155	0.9	9	0.1	17920
	II	16337	91.3	1432	8.0	115	0.6	5	0.0	17889
	ukupno - total	32651	91.2	2874	8.0	270	0.8	15	0.0	35809
Juni - June	I	17433	90.8	1628	8.5	137	0.7	7	0.0	19205
	II	19018	91.6	1604	7.7	124	0.6	11	0.1	20758
	ukupno - total	36451	91.2	3233	8.1	260	0.7	19	0.0	39963
Juli - July	I	29771	94.4	1586	5.0	170	0.5	6	0.0	31534
	II	34339	95.3	1529	4.2	153	0.4	5	0.0	36025
	ukupno - total	64110	94.9	3115	4.6	323	0.5	11	0.0	67559
Avgust - August	I	37720	95.1	1735	4.4	208	0.5	5	0.0	39668
	II	34356	94.9	1673	4.6	169	0.5	9	0.0	36208
	ukupno - total	72077	95.0	3408	4.5	377	0.5	15	0.0	75876
Septembar - September	I	21397	90.7	1953	8.3	231	1.0	2	0.0	23584
	II	19731	89.9	2040	9.3	171	0.8	10	0.0	21953
	ukupno - total	41128	90.3	3994	8.8	403	0.9	12	0.0	45537
Oktobar - October	I	15775	88.8	1810	10.2	169	1.0	15	0.1	17769
	II	16037	89.6	1726	9.6	125	0.7	2	0.0	17889
	ukupno - total	31812	89.2	3536	9.9	294	0.8	17	0.0	35658
Novembar - November	I	16079	91.8	1252	7.1	175	1.0	17	0.1	17523
	II	13708	91.4	1132	7.6	130	0.9	20	0.1	14989
	ukupno - total	29787	91.6	2384	7.3	305	0.9	36	0.1	32512
Decembar - December	I	14356	91.7	1196	7.6	99	0.6	9	0.1	15660
	II	11265	90.5	1094	8.8	71	0.6	21	0.2	12450
	ukupno - total	25621	91.1	2289	8.1	169	0.6	30	0.1	28110
Ukupno (godišnje) - Total (annual)	I	214063	91.9	17004	7.3	1819	0.8	119	0.1	233005
	II	210032	91.9	16958	7.4	1404	0.6	127	0.1	228521
	ukupno - total	424094	91.9	33962	7.4	3224	0.7	246	0.1	461526
Prosjeak (PGDS) - Average (AADT)	I	585	91.9	46	7.3	5	0.8	0	0.1	637
	II	574	91.9	46	7.4	4	0.6	0	0.1	624
	ukupno - total	1159	91.9	93	7.4	9	0.7	1	0.1	1261

BROJANJE VOZILA NA MREŽI PUTEVA U REPUBLICI SRPSKOJ – 2017. GODINA
VEHICLE COUNTING ON THE ROAD NETWORK OF THE REPUBLIC OF SRPSKA – YEAR 2017

SAOBRAĆAJNI POKAZATELJI

000045
 Korita / 13+986,00
 M 20 (MI-109) / Krivača - Avtovac 1

Automatski brojač broj
 Lokalizet / Stacionaža [km+m]
 Broj puta / Dionica

Mjesec	Snjier	minimalni čas		maksimalni čas		minimalni dan		maksimalni dan		dnevni prosjek (05-21 h)	noćni prosjek (21-05 h)	projekat radnim danom	projekat vikendom	ljetni prosjek
		datum/dan	čas	voz/h	voz/dan	datum/dan	voz/dan	voz/dan	voz/dan					
Januar	I	31/utorak	4	0	20/petak	9	47	7/subota	83	20/petak	238	21	279	223
	II	29/nedjelja	4	0	13/petak	15	57	7/subota	98	20/petak	248	25	291	236
	I+II	27/petak	2	0	20/petak	10	89	7/subota	181	20/petak	486	45	570	460
Februar	I	28/utorak	2	0	3/petak	6	34	26/nedjelja	111	3/petak	177	15	193	190
	II	28/utorak	5	0	3/petak	15	47	26/nedjelja	109	3/petak	186	16	207	188
	I+II	28/utorak	2	0	3/petak	15	77	26/nedjelja	220	3/petak	363	31	401	377
Mart	I	31/petak	0	0	24/petak	6	39	5/nedjelja	75	10/petak	233	22	266	227
	II	31/petak	1	0	24/petak	16	42	5/nedjelja	92	31/petak	236	22	267	233
	I+II	29/srijeda	2	0	10/petak	15	70	5/nedjelja	167	10/petak	403	44	533	460
April	I	27/četvrtak	4	0	28/petak	13	49	23/nedjelja	302	28/petak	372	36	417	394
	II	26/srijeda	2	0	24/ponedjeljak	18	66	1/subota	318	24/ponedjeljak	668	44	439	425
	I+II	26/srijeda	2	0	27/četvrtak	16	95	23/nedjelja	645	28/petak	761	80	856	820
Maj	I	30/utorak	2	0	6/subota	9	65	20/subota	375	12/petak	415	49	471	447
	II	26/petak	1	0	5/petak	16	57	1/ponedjeljak	371	12/petak	408	52	468	440
	I+II	23/utorak	2	0	6/subota	9	119	20/subota	757	12/petak	823	100	939	887
Juni	I	28/srijeda	4	0	30/petak	6	62	1/četvrtak	364	30/petak	416	57	475	466
	II	22/četvrtak	2	0	3/subota	10	63	1/četvrtak	342	30/petak	447	60	512	497
	I+II	10/subota	2	0	9/petak	16	101	1/četvrtak	706	30/petak	863	117	988	963
Juli	I	19/srijeda	0	0	30/nedjelja	15	133	5/srijeda	490	30/nedjelja	622	86	675	777
	II	7/petak	2	1	14/petak	16	132	3/ponedjeljak	574	15/subota	717	99	764	928
	I+II	6/četvrtak	2	2	14/petak	16	215	4/utorak	1083	30/nedjelja	1339	186	1439	1705
Avgust	I	28/ponedjeljak	4	0	13/nedjelja	12	137	31/četvrtak	699	20/nedjelja	792	97	834	1047
	II	31/četvrtak	3	1	1/utorak	8	103	30/srijeda	498	1/utorak	732	97	791	937
	I+II	31/četvrtak	3	4	13/nedjelja	12	220	30/srijeda	1241	20/nedjelja	1524	194	1625	1718
Septembar	I	29/petak	2	0	8/petak	6	73	19/utorak	395	1/petak	510	52	555	580
	II	28/četvrtak	3	0	8/petak	15	65	19/utorak	388	1/petak	469	59	531	519
	I+II	28/četvrtak	3	0	15/petak	16	115	19/utorak	783	1/petak	980	110	1086	1099
Oktobar	I	25/srijeda	1	0	13/petak	6	57	5/četvrtak	347	13/petak	403	39	448	428
	II	26/četvrtak	2	0	27/petak	16	71	5/četvrtak	333	13/petak	399	45	447	435
	I+II	22/nedjelja	3	0	29/nedjelja	16	101	5/četvrtak	680	13/petak	1148	84	895	863
Novembar	I	30/četvrtak	3	0	3/petak	6	52	22/srijeda	257	3/petak	360	32	395	381
	II	30/četvrtak	2	0	10/petak	15	58	22/srijeda	286	3/petak	357	38	399	384
	I+II	25/subota	6	0	23/četvrtak	14	86	22/srijeda	543	3/petak	716	70	794	765
Decembar	I	31/nedjelja	3	0	1/petak	7	41	24/nedjelja	218	1/petak	497	26	324	294
	II	31/nedjelja	21	0	18/ponedjeljak	16	64	24/nedjelja	227	1/petak	287	27	327	287
	I+II	31/nedjelja	3	0	18/ponedjeljak	16	99	24/nedjelja	445	1/petak	576	53	651	581
Godna	I	31.1/utorak	4	0	13.8/nedjelja	12	137	5.3/nedjelja	75	20.8/nedjelja	1376	404	448	450
	II	29.1/nedjelja	4	0	14.7/petak	16	132	5.3/nedjelja	92	1.8/utorak	1185	408	456	458
	I+II	27.1/petak	2	0	13.8/nedjelja	12	220	5.3/nedjelja	167	20.8/nedjelja	2445	812	904	908

BROJANJE VOZILA NA MREŽI PUTEVA U REPUBLICI SRPSKOJ – 2017. GODINA
VEHICLE COUNTING ON THE ROAD NETWORK OF THE REPUBLIC OF SRPSKA – YEAR 2017

TRAFFIC PARAMETERS

Automatic counter number
 Location / Mileage [km+m]
 Road number / Section

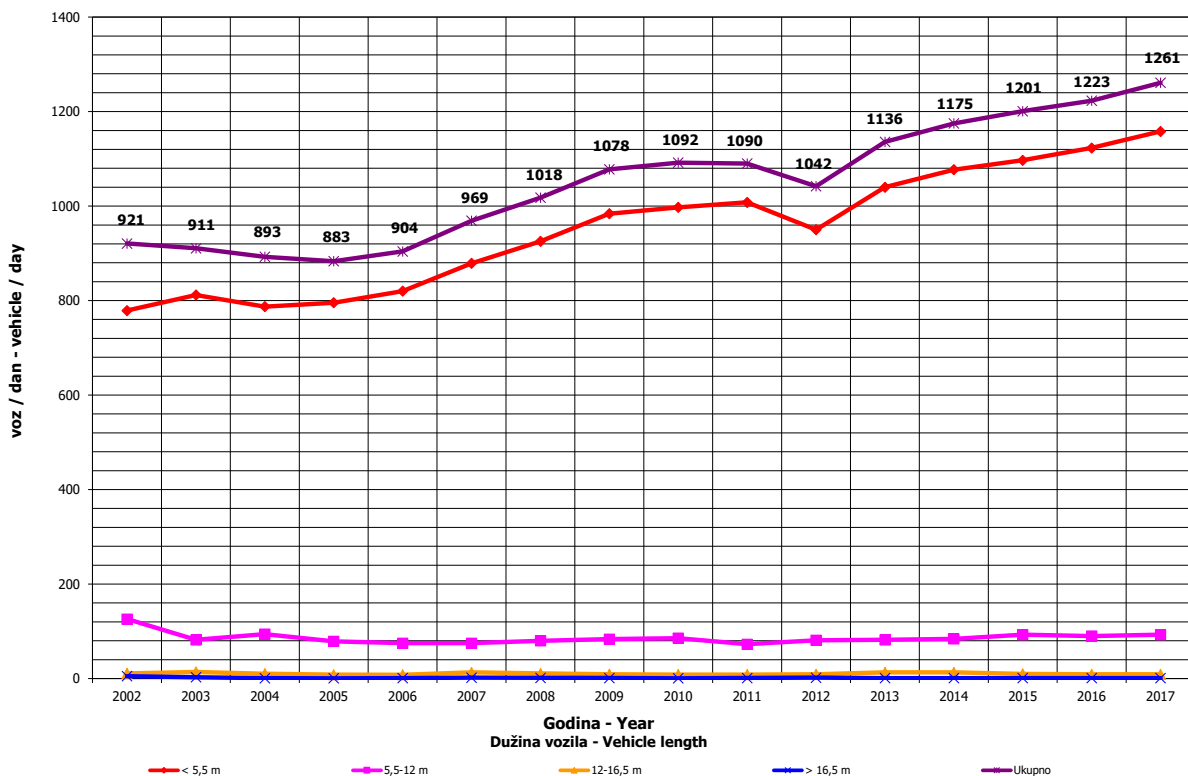
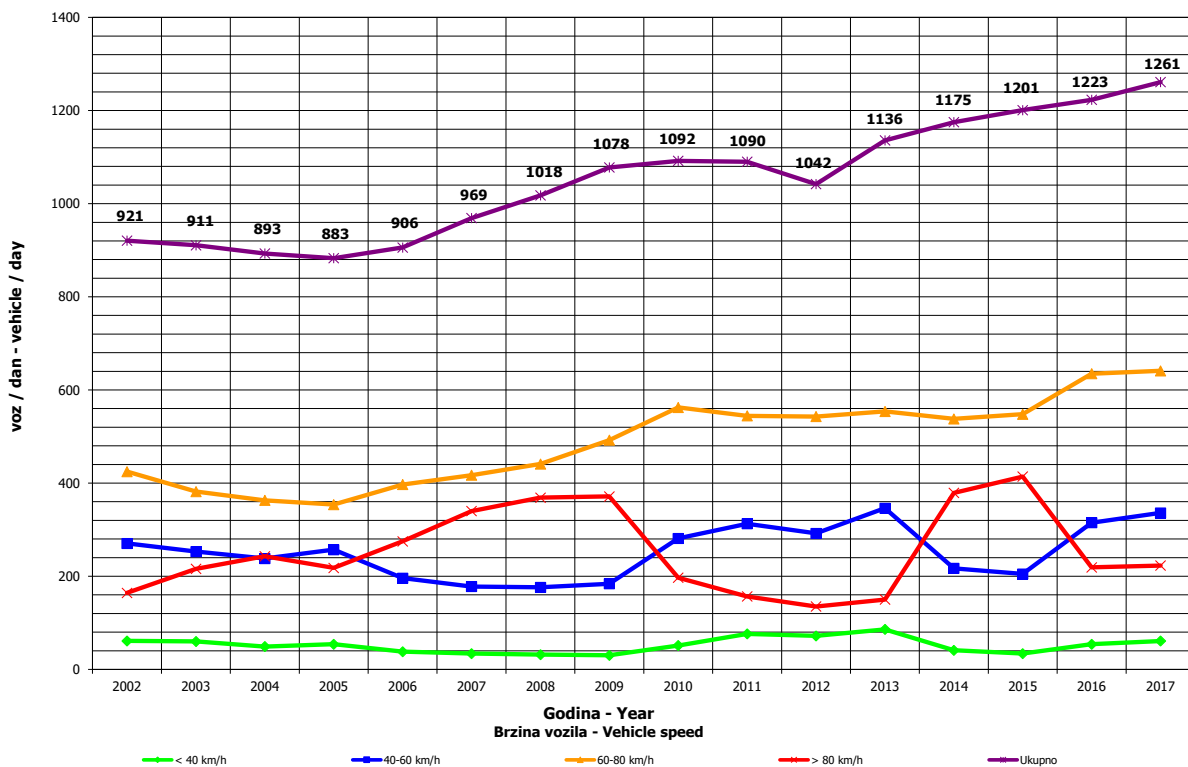
000045
 Korita / 13+986,00
 M 20 (MI-109) / Krivača - Avtovac 1

Month	Direction	minimum hour		maximum hour		minimum day		maximum day		day time average (5-21 h)	night average (21-05 h)	working day average	weekend average	summer average
		date/day	hour	date/day	hour	date/day	veh/day	date/day	veh/day					
January	I	31/Tuesday	4	20/Friday	9	7/Saturday	83	20/Friday	415	238	21	279	223	
	II	29/Sunday	4	13/Friday	15	7/Saturday	98	20/Friday	432	248	25	291	236	
	I-II	27/Friday	2	20/Friday	10	7/Saturday	181	20/Friday	847	486	45	570	460	
February	I	28/Tuesday	2	3/Friday	6	26/Sunday	111	3/Friday	313	177	15	193	190	
	II	28/Tuesday	5	3/Friday	15	26/Sunday	109	3/Friday	363	186	16	207	188	
	I-II	28/Tuesday	2	3/Friday	15	26/Sunday	220	3/Friday	676	363	31	401	377	
March	I	31/Friday	0	24/Friday	6	5/Sunday	75	10/Friday	409	233	22	266	227	
	II	31/Friday	1	24/Friday	16	5/Sunday	92	31/Friday	403	236	22	267	233	
	I-II	29/Wednesday	2	10/Friday	15	5/Sunday	167	10/Friday	798	470	44	533	460	
April	I	27/Thursday	4	28/Friday	13	23/Sunday	302	28/Friday	588	372	36	417	394	
	II	26/Wednesday	2	24/Monday	18	1/Saturday	318	24/Monday	668	389	44	439	425	
	I-II	26/Wednesday	2	27/Thursday	16	23/Sunday	645	28/Friday	1234	761	80	856	820	
May	I	30/Tuesday	2	6/Saturday	9	20/Saturday	375	12/Friday	680	415	49	471	447	
	II	26/Friday	1	5/Friday	16	1/Monday	371	12/Friday	638	408	52	468	440	
	I-II	23/Tuesday	2	6/Saturday	9	20/Saturday	757	12/Friday	1318	823	100	939	887	
June	I	28/Wednesday	4	30/Friday	6	1/Thursday	364	30/Friday	607	416	57	475	466	472
	II	22/Thursday	2	3/Saturday	10	1/Thursday	342	30/Friday	685	447	60	512	497	507
	I-II	10/Saturday	2	9/Friday	16	1/Thursday	706	30/Friday	1292	863	117	988	963	979
July	I	19/Wednesday	0	30/Sunday	15	5/Wednesday	490	30/Sunday	1313	622	86	675	777	708
	II	7/Friday	2	14/Friday	16	3/Monday	574	15/Saturday	1083	717	99	764	928	817
	I-II	6/Thursday	2	14/Friday	16	215	1083	30/Sunday	2385	1339	186	1439	1705	1525
August	I	28/Monday	4	13/Sunday	12	31/Thursday	699	20/Sunday	1376	792	97	834	1047	889
	II	31/Thursday	3	1/Tuesday	8	30/Wednesday	498	1/Tuesday	1185	732	97	791	937	829
	I-II	31/Thursday	3	13/Sunday	12	30/Wednesday	1241	20/Sunday	2445	1524	194	1625	1984	1718
September	I	29/Friday	2	8/Friday	6	19/Tuesday	395	1/Friday	751	510	52	555	580	562
	II	28/Thursday	3	8/Friday	15	19/Tuesday	388	1/Friday	688	469	59	531	519	528
	I-II	28/Thursday	3	15/Friday	16	19/Tuesday	783	1/Friday	1439	980	110	1086	1099	1090
October	I	25/Wednesday	1	13/Friday	6	5/Thursday	347	13/Friday	564	403	39	448	428	
	II	26/Thursday	2	27/Friday	16	5/Thursday	333	13/Friday	584	399	45	447	435	
	I-II	22/Sunday	3	29/Sunday	16	5/Thursday	680	13/Friday	1148	802	84	895	863	
November	I	30/Thursday	3	3/Friday	6	22/Wednesday	257	3/Friday	508	360	32	395	381	
	II	30/Thursday	2	10/Friday	15	22/Wednesday	286	3/Friday	504	357	38	399	384	
	I-II	25/Saturday	6	23/Thursday	14	22/Wednesday	543	3/Friday	1012	716	70	794	765	
December	I	31/Sunday	3	1/Friday	7	24/Sunday	218	1/Friday	497	289	26	324	294	
	II	31/Sunday	21	18/Monday	16	24/Sunday	227	1/Friday	468	287	27	327	287	
	I-II	31/Sunday	3	18/Monday	16	24/Sunday	445	1/Friday	965	576	53	651	581	
Year	I	31.1/Tuesday	4	13.8/Sunday	12	5.3/Sunday	75	20.8/Sunday	1376	404	44	448	450	660
	II	29.1/Sunday	4	14.7/Friday	16	5.3/Sunday	92	1.8/Tuesday	1185	408	49	456	458	673
	I-II	27.1/Friday	2	13.8/Sunday	12	5.3/Sunday	167	20.8/Sunday	2445	812	93	904	908	1333

GODIŠNJA NERAVNOMJERNOST SAOBRAĆAJNOG TOKA TRAFFIC FLOW ANNUAL VARIATION

Automatski brojač broj - Automatic counter number
 Lokalitet - Location / Stacionaža - Mileage [km+m]
 Broj puta - Road number / Dionica - Section

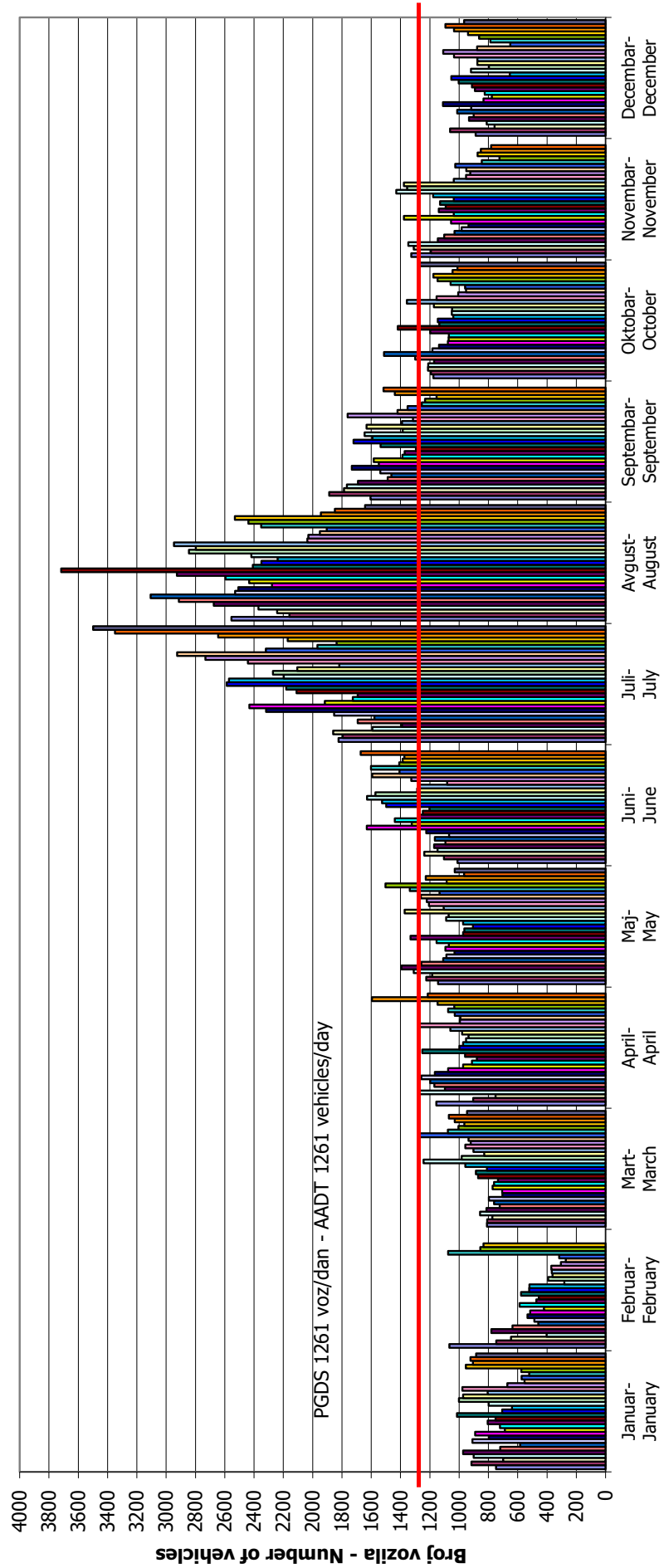
000045
 Korita / 13+986,00
 M 20 (MI-109) / Krivača - Avtovac 1



**DNEVNA NERAVNOMJERNOST SAOBRAĆAJNOG TOKA
 TRAFFIC FLOW DAILY VARIATION**

000045
 Korita / 13+986,00
 M 20 (MI-109) / Krivača - Avtovac 1

Automatski brojač broj - Automatic counter number
 Lokalityet - Location / Stacionaža - Mileage [km+m]
 Broj puta - Road number/ Dionica - Section

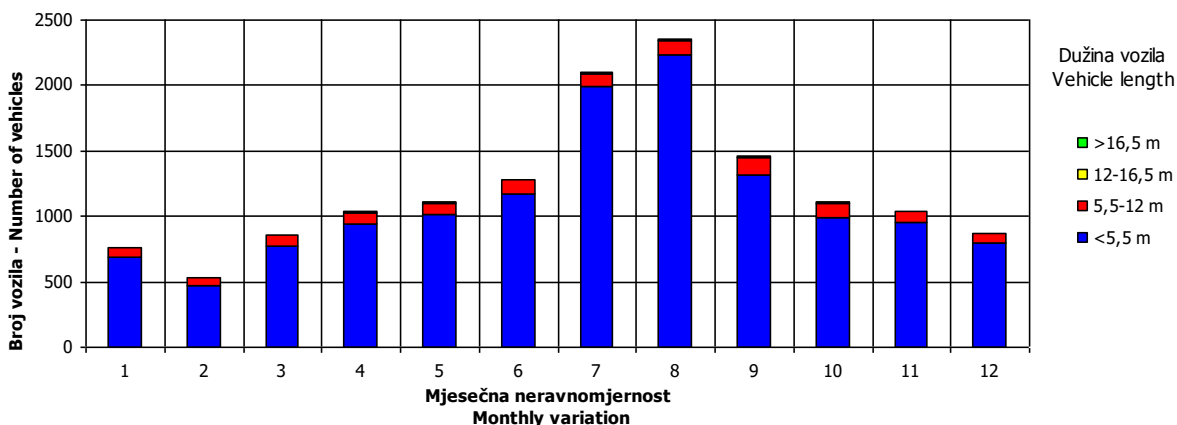
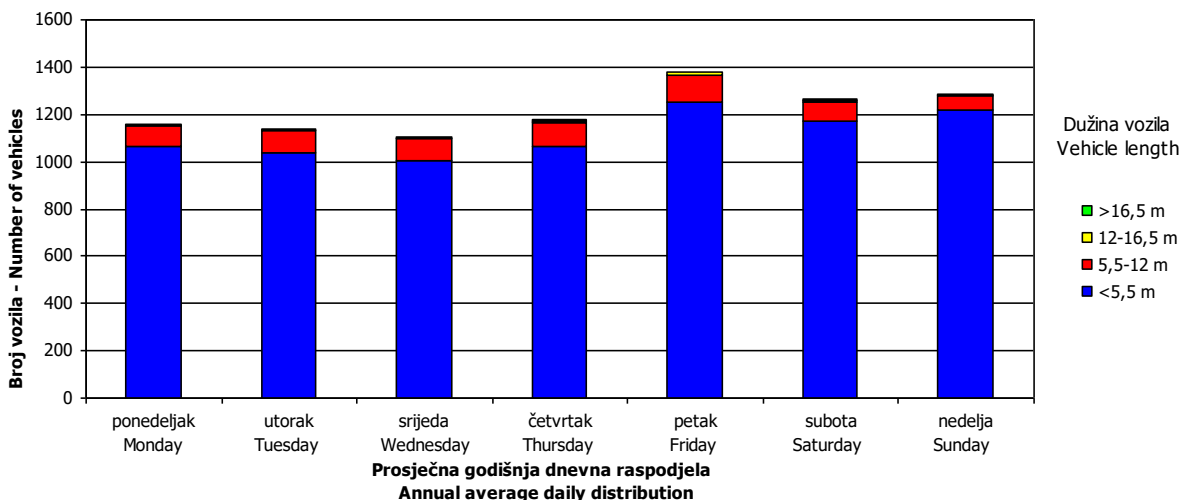
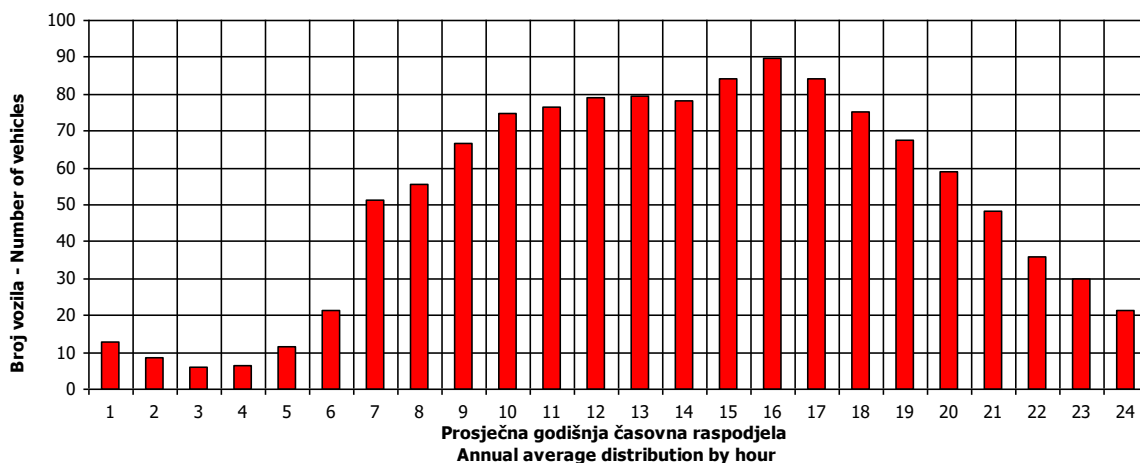


VREMENSKA RASPODJELA SAOBRAĆAJNOG TOKA TRAFFIC FLOW TIME DISTRIBUTION

Automatski brojač broj - Automatic counter number
 Lokalitet - Location / Stacionaža - Mileage [km+m]
 Broj puta - Road number / Dionica - Section

000045
 Korita / 13+986,00
 M 20 (MI-109) / Krivača - Avtovac 1

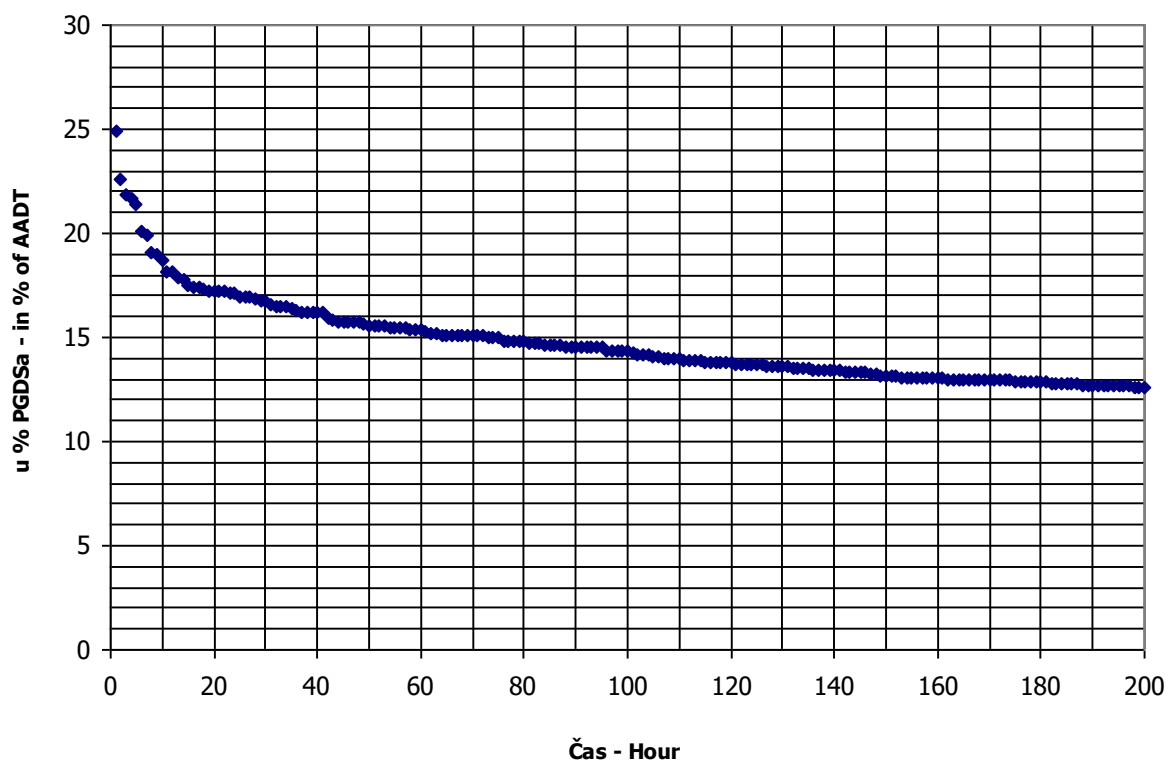
PGDS 1261 voz/dan AADT 1261 veh/day



SATNA DISTRIBUCIJA SAOBRAĆAJNOG TOKA TRAFFIC FLOW HOURLY DISTRIBUTION

Automatski brojač broj - Automatic counter number 000045
 Lokalitet - Location / Stacionaža - Mileage [km+m] Korita / 13+986,00
 Broj puta - Road number / Dionica - Section M 20 (MI-109) / Krivača - Avtovac 1

PGDS - AADT	1261 voz/dan - veh/day							
Čas - Hour	Maksimalni vršni sat - Maximum peak hour	10	20	30	40	50	100	200
Sat u danu - Hour of day	12	13	16	10	10	11	16	11
Sat u godini - Hour in year	5389	5318	5321	5387	5051	5028	5177	5772
Dan - Day of week	nedelja - Sunday	četvrtak - Thursday	četvrtak - Thursday	nedelja - Sunday	nedelja - Sunday	subota - Saturday	petak - Friday	utorak - Tuesday
Datum - Date	13	10	10	13	30	29	4	29
Mjesec - Month	Avgust - August	Avgust - August	Avgust - August	Avgust - August	Juli - July	Juli - July	Avgust - August	Avgust - August
Vrijednost - Value	220	167	156	146	139	136	124	112
% - percent	24.30	18.45	17.23	16.13	15.36	15.02	13.70	12.37



BRONJE VOZILA NA MREŽI PUTEVA U REPUBLICI SRPSKOJ – 2017. GODINA
VEHICLE COUNTING ON THE ROAD NETWORK OF THE REPUBLIC OF SRPSKA – YEAR 2017

MJESEČNI BROJ VOZILA
MONTHLY NUMBER OF VEHICLES

Automatski brojač broj - Automatic counter number
 Lokalizet - Location / Stacionaža - Mileage [km+m]
 Broj puta - Road number / Dionica - Section

000046
 Aleksina Međa / 6+772,00
 M 20 (MI-109) / Duži - Aleksina Međa

	Mjesec - Month											
	Januar- January	Februar- February	Mart- March	April- April	Maj- May	Juni- June	Juli- July	August- August	Septembar- September	Oktober- October	Novembar- November	Decembar- December
1	1159	1512	1587	1794	2115	2023	2365	3160	2330	2403	1822	1938
2	1678	1581	1812	1867	2105	1841	2910	3715	2413	1973	1829	1829
3	1789	1666	1428	1633	1890	2185	3039	3577	2101	2041	1967	1997
4	2027	1695	1691	1606	1928	2013	2536	3800	2282	1882	1907	1536
5	1972	1584	1820	1827	2035	1851	2709	3256	2222	1825	2238	1879
6	1818	1449	1515	1872	2105	2036	2718	3540	2060	2125	1636	1811
7	1427	1377	1771	1762	2068	1804	2557	3461	2136	2563	1524	1989
8	1554	1610	1838	2054	2122	1712	2818	3620	2141	2402	1486	1738
9	1709	1711	1271	2116	2113	2149	3217	3567	2412	2018	1508	2032
10	1420	1545	1401	1677	2177	2094	3271	3472	1945	1970	1758	1984
11	1581	1621	1531	1847	2047	2308	2834	3402	2147	2024	2031	1443
12	1757	1448	1916	1590	2190	1986	3085	3521	2352	1946	2213	1818
13	1507	1837	1638	1772	2122	1985	3227	3779	2253	1854	1779	1793
14	1613	1481	1828	1649	2109	2253	3338	3270	2290	1892	1847	1822
15	1771	1549	1812	1967	1921	2108	3484	3221	2442	1843	1803	1828
16	1960	1310	1802	2071	2126	2472	3825	3222	2487	1719	1620	1677
17	1536	1269	1680	1768	1830	2025	3918	3143	1946	2070	1612	1479
18	1865	1631	2015	1543	2000	2496	3172	2847	2315	1931	1705	1406
19	1680	1668	2081	1951	2078	1994	3353	3283	2132	1771	1932	1494
20	1919	1449	1631	1953	1864	1760	3612	3476	2114	2003	1786	1683
21	1392	1576	1689	2081	2089	2254	3673	3308	2234	2013	1358	1667
22	1727	1472	1769	1768	1825	2015	3306	2937	2431	2118	1510	1831
23	1791	1384	1808	2058	1911	2124	3782	2946	1854	1865	1603	1549
24	1423	1482	1786	1762	2076	2328	3273	2730	1899	1535	1568	1498
25	1773	1750	1844	1889	1845	2210	3186	3082	1979	1675	1777	1248
26	1600	927	1869	1885	2292	1858	2956	3121	2186	1695	2087	1538
27	1185	1852	1691	1859	2215	2188	3210	2651	2058	1969	1333	1733
28	1383	1633	1891	1936	2385	2167	3437	2345	2039	2036	1699	1597
29	1691		1830	2178	2166	2239	3477	2359	2121	2158	1350	1841
30	1574		1692	2238	2102	2506	2900	2223	2254	1644	1364	1931
31	1207		1796		2035		3771	2265		2047		1791
Ukupno- Total	50470	44656	53701	55958	63880	62951	98963	98335	65577	61016	51641	53399
Prosjek- Average	1628	1540	1732	1865	2061	2098	3192	3172	2186	1968	1721	1723
Godišnji prosjek (PGDS) - Annual average (AADT)												2078

BROJANJE VOZILA NA MREŽI PUTEVA U REPUBLICI SRPSKOJ – 2017. GODINA
VEHICLE COUNTING ON THE ROAD NETWORK OF THE REPUBLIC OF SRPSKA – YEAR 2017

STRUKTURA SAOBRAĆAJNOG TOKA
TRAFFIC FLOW COMPOSITION

Automatski brojač broj - Automatic counter number
 Lokalitet - Location / Stacionaža - Mileage [km+m]
 Broj puta - Road number / Dionica - Section

000046
 Aleksina Međa / 6+772,00
 M 20 (MI-109) / Duži - Aleksina Međa

Mjesec - Month	Smjer - Direction	Dužina vozila - Vehicle length								Ukupno - Total
		< 5,5 m	(%)	5,5 - 12 m	(%)	12 - 16,5 m	(%)	< 16,5 m	(%)	
Januar - January	I	24934	97.6	595	2.3	19	0.1	2	0.0	25550
	II	24134	96.8	745	3.0	41	0.2	0	0.0	24920
	ukupno - total	49068	97.2	1340	2.7	60	0.1	2	0.0	50470
Februar - February	I	21814	97.5	522	2.3	27	0.1	2	0.0	22365
	II	21503	96.5	751	3.4	36	0.2	1	0.0	22291
	ukupno - total	43317	97.0	1274	2.9	62	0.1	3	0.0	44656
Mart - March	I	26133	97.3	688	2.6	29	0.1	1	0.0	26850
	II	25868	96.3	931	3.5	51	0.2	1	0.0	26851
	ukupno - total	52000	96.8	1619	3.0	80	0.1	2	0.0	53701
April - April	I	26789	97.5	660	2.4	39	0.1	1	0.0	27489
	II	27581	96.9	841	3.0	46	0.2	1	0.0	28469
	ukupno - total	54370	97.2	1501	2.7	85	0.2	2	0.0	55958
Maj - May	I	30992	97.4	753	2.4	68	0.2	0	0.0	31813
	II	30944	96.5	1062	3.3	57	0.2	4	0.0	32067
	ukupno - total	61935	97.0	1815	2.8	126	0.2	4	0.0	63880
Juni - June	I	30546	97.4	768	2.4	48	0.2	2	0.0	31364
	II	30509	96.6	1030	3.3	46	0.1	2	0.0	31588
	ukupno - total	61055	97.0	1798	2.9	94	0.1	4	0.0	62951
Juli - July	I	48528	98.4	737	1.5	44	0.1	3	0.0	49312
	II	48634	98.0	961	1.9	55	0.1	0	0.0	49650
	ukupno - total	97163	98.2	1698	1.7	99	0.1	3	0.0	98963
Avgust - August	I	47883	98.2	810	1.7	46	0.1	5	0.0	48744
	II	48500	97.8	1042	2.1	47	0.1	3	0.0	49591
	ukupno - total	96383	98.0	1851	1.9	93	0.1	8	0.0	98335
Septembar - September	I	31838	97.3	852	2.6	35	0.1	5	0.0	32730
	II	31613	96.2	1180	3.6	51	0.2	3	0.0	32847
	ukupno - total	63451	96.8	2032	3.1	86	0.1	8	0.0	65577
Oktobar - October	I	29743	97.4	751	2.5	32	0.1	1	0.0	30527
	II	29475	96.7	973	3.2	39	0.1	3	0.0	30490
	ukupno - total	59218	97.1	1724	2.8	71	0.1	4	0.0	61016
Novembar - November	I	25274	97.9	515	2.0	24	0.1	0	0.0	25813
	II	25095	97.2	692	2.7	40	0.2	1	0.0	25828
	ukupno - total	50369	97.5	1207	2.3	63	0.1	1	0.0	51641
Decembar - December	I	25997	97.3	685	2.6	28	0.1	0	0.0	26709
	II	25726	96.4	926	3.5	37	0.1	1	0.0	26690
	ukupno - total	51722	96.9	1611	3.0	64	0.1	1	0.0	53399
Ukupno (godišnje) - Total (annual)	I	370469	97.3	8336	2.6	437	0.1	22	0.0	379266
	II	369582	97.3	11134	2.6	546	0.1	20	0.0	381282
	ukupno - total	740051	97.3	19470	2.6	983	0.1	43	0.0	760548
Prosjek (PGDS) - Average (AADT)	I	1012	97.3	23	2.6	1	0.1	0	0.0	1036
	II	1010	97.3	30	2.6	1	0.1	0	0.0	1042
	ukupno - total	2022	97.3	53	2.6	3	0.1	0	0.0	2078

BRONJE VOZILA NA MREZI PUTEVA U REPUBLICI SRPSKOJ – 2017. GODINA
VEHICLE COUNTING ON THE ROAD NETWORK OF THE REPUBLIC OF SRPSKA – YEAR 2017

SAOBRAĆAJNI POKAZATELJI

000046
 Aleksina Međa / 6+772,00
 M 20 (VI-109) / Duži - Aleksina Međa

Automatski brojač broj
 Lokalizet / Stacionaža [km+m]
 Broj puta / Dionica

Mjesec	Smjer	minimalni čas		maksimalni čas		minimalni dan		maksimalni dan		dnevni prosjek (05-21 h)	noćni prosjek (21-05 h)	prosjek radnim danom	prosjek vikendom	ljetni prosjek
		datum/dan	čas	voz/h	datum/dan	čas	voz/h	datum/dan	voz/dan					
Januar	I	subota/2.	5	0	srijeda/20.	15	120	petak/1.	571	1000	723	85	819	793
	II	ponedeljak/4.	2	0	petak/8.	12	113	petak/1.	565	998	701	87	814	752
	I+II	srijeda/13.	2	0	subota/16.	15	190	petak/1.	1136	1986	1424	172	1633	1544
Februar	I	utorak/2.	2	0	subota/13.	11	124	petak/26.	460	923	692	64	745	785
	II	ponedeljak/1.	2	0	utorak/9.	14	97	petak/13.	448	902	685	69	749	765
	I+II	utorak/2.	2	0	subota/13.	11	220	petak/26.	908	1815	1377	133	1494	1550
Mart	I	utorak/1.	4	0	subota/5.	17	101	srijeda/9.	628	1046	780	69	842	871
	II	utorak/1.	2	0	subota/19.	9	104	srijeda/9.	617	993	772	77	844	864
	I+II	utorak/1.	4	0	utorak/8.	15	187	srijeda/9.	1245	2039	1552	146	1686	1734
April	I	utorak/5.	4	0	petak/29.	19	90	četvrtak/7.	743	1071	805	93	870	954
	II	petak/1.	2	0	subota/30.	14	96	ponedeljak/18.	757	1122	831	99	923	944
	I+II	srijeda/6.	3	0	petak/29.	19	167	ponedeljak/18.	1512	2193	1636	192	1793	1898
Maj	I	ponedeljak/2.	4	0	nedelja/29.	18	127	srijeda/25.	820	1176	877	129	988	1038
	II	ponedeljak/2.	3	0	četvrtak/26.	15	119	utorak/3.	863	1161	887	126	1015	1012
	I+II	ponedeljak/16.	2	0	četvrtak/26.	15	195	nedelja/22.	1788	2337	1764	255	2002	2050
Juni	I	srijeda/1.	2	0	četvrtak/30.	19	125	srijeda/8.	831	1225	896	129	1023	1029
	II	srijeda/1.	4	0	subota/18.	15	122	srijeda/8.	846	1250	914	118	1037	1018
	I+II	srijeda/1.	4	0	četvrtak/30.	19	193	srijeda/8.	1677	2455	1810	247	2061	2047
Juli	I	petak/1.	2	0	nedelja/17.	17	355	petak/1.	1128	1954	1383	175	1508	1665
	II	utorak/5.	2	0	nedelja/17.	11	211	petak/1.	1189	1910	1412	157	1527	1569
	I+II	utorak/5.	2	0	nedelja/17.	17	407	petak/1.	2317	3839	2795	332	3035	3128
Avgust	I	ponedeljak/15.	4	0	nedelja/21.	19	295	utorak/30.	1078	1868	1382	158	1536	1553
	II	četvrtak/4.	3	0	utorak/2.	14	208	utorak/30.	1100	1939	1407	159	1552	1611
	I+II	četvrtak/25.	2	0	nedelja/21.	19	363	utorak/30.	2178	3723	2789	318	3087	3164
Septembar	I	četvrtak/1.	2	0	ponedeljak/5.	16	136	petak/23.	927	1237	970	99	1087	1019
	II	ponedeljak/5.	3	0	ponedeljak/26.	14	144	petak/23.	890	1210	963	110	1093	1016
	I+II	utorak/20.	4	0	ponedeljak/26.	14	223	petak/23.	1817	2437	1933	208	2181	2035
Oktobar	I	srijeda/5.	1	0	subota/8.	10	111	ponedeljak/24.	748	1277	885	79	950	994
	II	utorak/4.	3	0	subota/8.	13	121	ponedeljak/24.	756	1234	880	84	956	979
	I+II	srijeda/5.	1	0	subota/8.	13	209	ponedeljak/24.	1504	2511	1765	163	1907	1973
Novembar	I	četvrtak/3.	2	0	subota/26.	15	138	nedelja/27.	652	1109	774	86	822	892
	II	utorak/1.	2	0	subota/26.	14	130	nedelja/27.	654	1084	769	95	824	890
	I+II	petak/4.	4	0	subota/26.	14	198	nedelja/27.	1306	2193	1542	181	1646	1781
Decembar	I	petak/2.	2	0	subota/31.	14	95	nedelja/25.	625	1002	778	66	868	786
	II	četvrtak/1.	3	0	četvrtak/15.	14	141	nedelja/25.	598	989	769	74	869	780
	I+II	petak/2.	2	0	četvrtak/15.	14	217	nedelja/25.	1223	1991	1548	140	1738	1566
Godina	I	subota/2.1.	5	0	nedelja/17.7.	17	355	petak/26.2.	460	1954	912	103	1005	1032
	II	ponedeljak/4.1.	2	0	nedelja/17.7.	11	211	petak/26.2.	448	1939	916	105	1017	1024
	I+II	srijeda/13.1.	2	0	nedelja/17.7.	17	407	petak/26.2.	908	3839	1828	207	2022	2055

BROJANJE VOZILA NA MREŽI PUTEVA U REPUBLICI SRPSKOJ – 2017. GODINA
VEHICLE COUNTING ON THE ROAD NETWORK OF THE REPUBLIC OF SRPSKA – YEAR 2017

TRAFFIC PARAMETERS

Automatic counter number
 Location / Mileage [km+m]
 Road number / Section

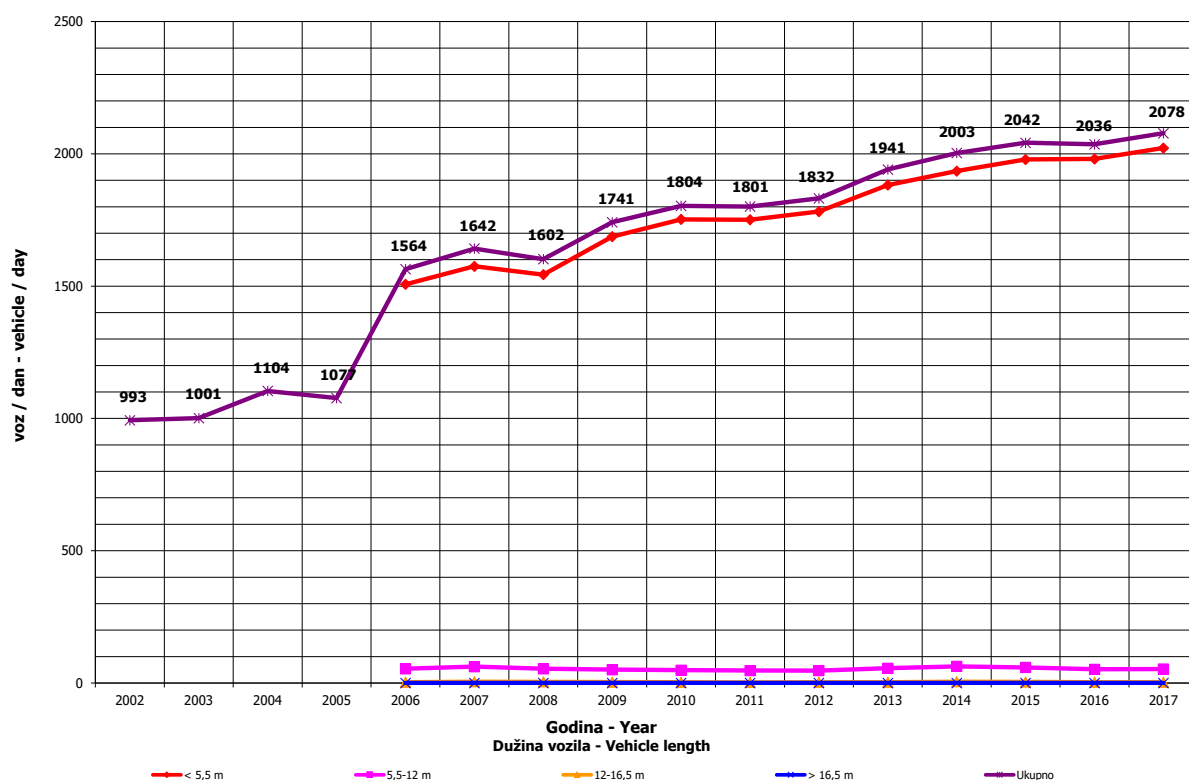
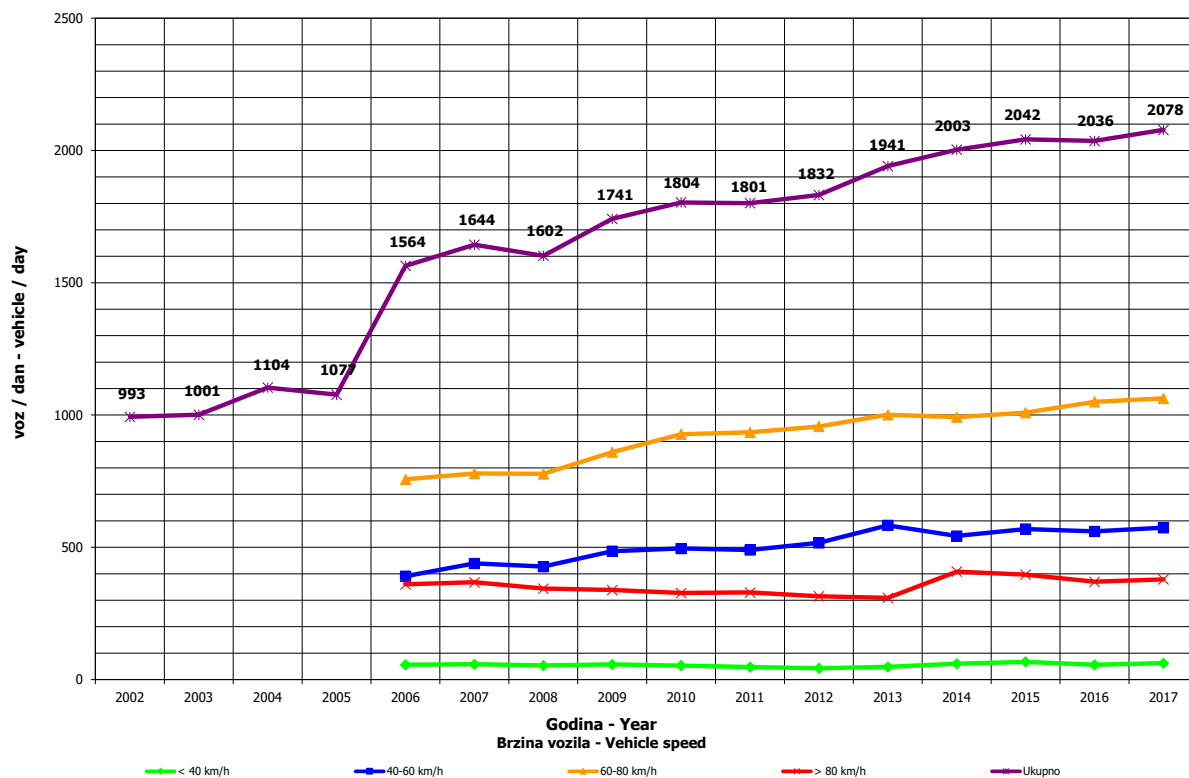
000046
 Aleksina Međa / 6+772,00
 M 20 (MI-109) / Duži - Aleksina Međa

Month	Direction	minimum hour		maximum hour		minimum day		maximum day		day time average (5-21 h)	night average (21-05 h)	working day average	weekend average	summer average
		date/day	hour	veh/h	date/day	hour	veh/day	date/day	veh/day					
January	I	2/Saturday	5	0	20/Wednesday	15	120	1/Friday	571	1000	723	85	819	793
	II	4/Monday	2	0	8/Friday	12	113	1/Friday	565	998	701	87	814	752
	I+II	13/Wednesday	2	0	16/Saturday	15	190	1/Friday	1136	1986	1424	172	1633	1544
February	I	2/Tuesday	2	0	13/Saturday	11	124	26/Friday	460	923	692	64	745	785
	II	1/Monday	2	0	9/Tuesday	14	97	26/Friday	448	902	685	69	749	765
	I+II	2/Tuesday	2	0	13/Saturday	11	220	26/Friday	908	1815	1377	133	1494	1550
March	I	1/Tuesday	4	0	5/Saturday	17	101	9/Wednesday	628	1046	780	69	842	871
	II	1/Tuesday	2	0	19/Saturday	9	104	9/Wednesday	617	993	772	77	844	864
	I+II	1/Tuesday	4	0	8/Tuesday	15	187	9/Wednesday	1245	2039	1552	146	1686	1734
April	I	5/Tuesday	4	0	29/Friday	19	90	7/Thursday	743	1071	805	93	870	954
	II	1/Friday	2	0	30/Saturday	14	96	18/Monday	757	1122	831	99	923	944
	I+II	6/Wednesday	3	0	29/Friday	19	167	18/Monday	1512	2193	1636	192	1793	1898
May	I	2/Monday	4	0	29/Sunday	18	127	25/Wednesday	820	1176	877	129	988	1038
	II	1/Monday	3	0	26/Thursday	15	119	3/Tuesday	863	1161	887	126	1015	1012
	I+II	16/Monday	2	0	26/Thursday	15	195	22/Sunday	1788	2337	1764	255	2002	2050
June	I	1/Wednesday	2	0	30/Thursday	19	125	8/Wednesday	831	1225	896	129	1023	1025
	II	1/Wednesday	4	0	18/Saturday	15	122	8/Wednesday	846	1250	914	118	1037	1018
	I+II	1/Wednesday	4	0	30/Thursday	19	193	8/Wednesday	1677	2455	1810	247	2061	2057
July	I	1/Friday	2	0	17/Sunday	17	355	1/Friday	1128	1954	1383	175	1508	1665
	II	5/Tuesday	2	0	17/Sunday	11	211	1/Friday	1189	1910	1412	157	1527	1657
	I+II	5/Tuesday	2	0	17/Sunday	17	407	1/Friday	2317	3839	2795	332	3035	3128
August	I	15/Monday	4	0	21/Sunday	19	295	30/Tuesday	1078	1868	1382	158	1536	1540
	II	4/Thursday	3	0	2/Tuesday	14	208	30/Tuesday	1100	1939	1407	159	1552	1567
	I+II	25/Thursday	2	0	21/Sunday	19	363	30/Tuesday	2178	3723	2789	318	3087	3164
September	I	1/Thursday	2	0	5/Monday	16	136	23/Friday	927	1237	970	99	1087	1019
	II	5/Monday	3	0	26/Monday	14	144	23/Friday	890	1210	963	110	1093	1016
	I+II	20/Tuesday	4	0	26/Monday	14	223	23/Friday	1817	2437	1933	208	2181	2035
October	I	5/Wednesday	1	0	8/Saturday	10	111	24/Monday	748	1277	885	79	950	994
	II	4/Tuesday	3	0	8/Saturday	13	121	24/Monday	756	1234	880	84	956	979
	I+II	5/Wednesday	1	0	8/Saturday	13	209	24/Monday	1504	2511	1765	163	1907	1973
November	I	3/Thursday	2	0	26/Saturday	15	138	27/Sunday	652	1109	774	86	822	892
	II	1/Tuesday	2	0	26/Saturday	14	130	27/Sunday	654	1084	769	95	824	890
	I+II	4/Friday	4	0	26/Saturday	14	198	27/Sunday	1306	2193	1542	181	1646	1781
December	I	2/Friday	2	0	31/Saturday	14	95	25/Sunday	625	1002	778	66	868	786
	II	1/Thursday	3	0	15/Thursday	14	141	25/Sunday	598	989	769	74	869	780
	I+II	2/Friday	2	0	15/Thursday	14	217	25/Sunday	1223	1991	1548	140	1738	1566
Year	I	January 2/Saturday	5	0	July 17/Sunday	17	355	February 26/Friday	460	1954	912	103	1005	1032
	II	January 4/Monday	2	0	July 17/Sunday	11	211	February 26/Friday	448	1939	916	105	1017	1024
	I+II	January 13/Wednesday	2	0	July 17/Sunday	17	407	February 26/Friday	908	3839	1828	207	2022	2055

GODIŠNJA NERAVNOMJERNOST SAOBRAĆAJNOG TOKA TRAFFIC FLOW ANNUAL VARIATION

Automatski brojač broj - Automatic counter number
 Lokalizet - Location / Stacionaža - Mileage [km+m]
 Broj puta - Road number / Dionica - Section

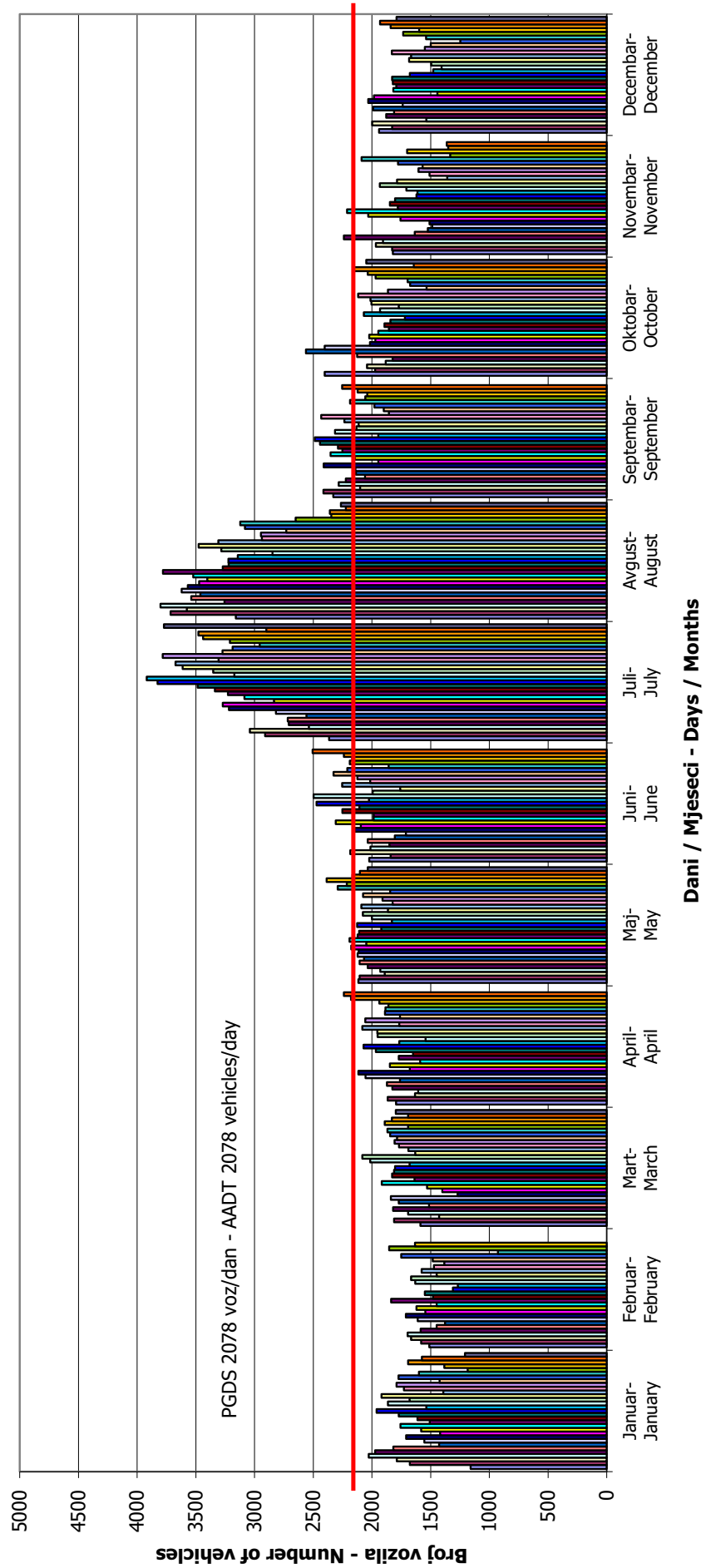
000046
 Aleksina Međa / 6+772,00
 M 20 (MI-109) / Duži - Aleksina Međa



DNEVNA NERAVNOMJERNOST SAOBRAĆAJNOG TOKA
TRAFFIC FLOW DAILY VARIATION

000046
 Aleksina Međa / 6+772,00
 M 20 (MI-109) / Duži - Aleksina Međa

Automatski brojač broj - Automatic counter number
 Lokalityet - Location / Stacionaža - Mileage [km+m]
 Broj puta - Road number/ Dionica - Section

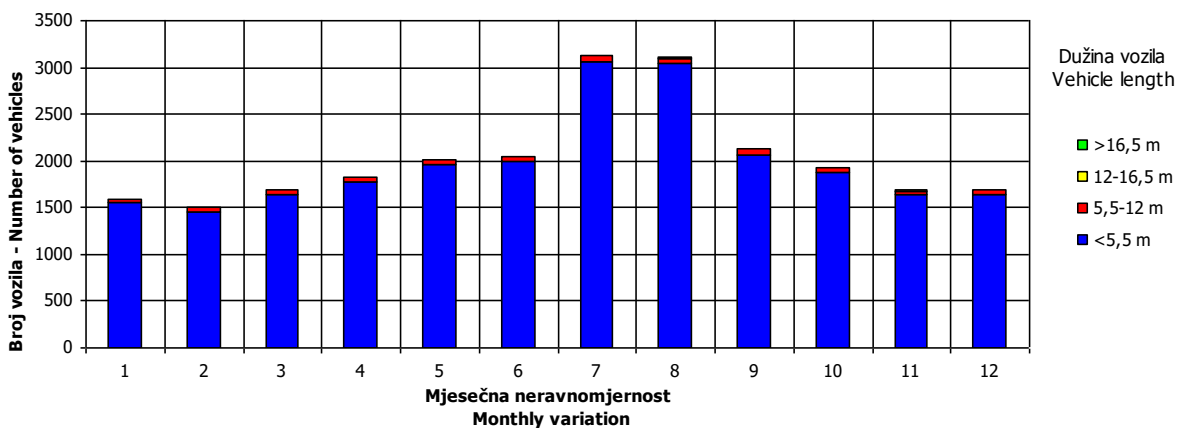
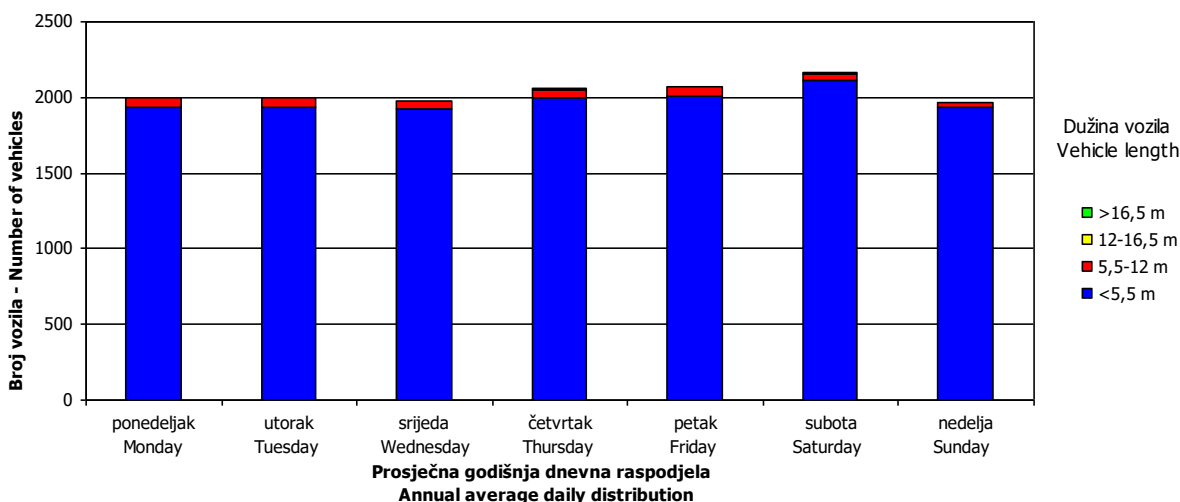
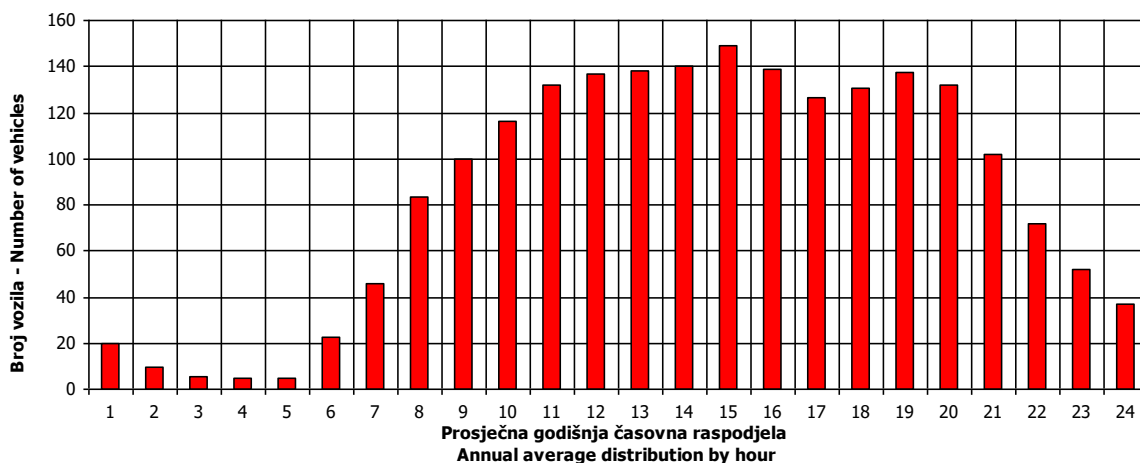


VREMENSKA RASPODJELA SAOBRAĆAJNOG TOKA TRAFFIC FLOW TIME DISTRIBUTION

Automatski brojač broj - Automatic counter number
 Lokalizet - Location / Stacionaža - Mileage [km+m]
 Broj puta - Road number / Dionica - Section

000046
 Aleksina Međa / 6+772,00
 M 20 (MI-109) / Duži - Aleksina Međa

PGDS 2078 voz/dan AADT 2078 veh/day

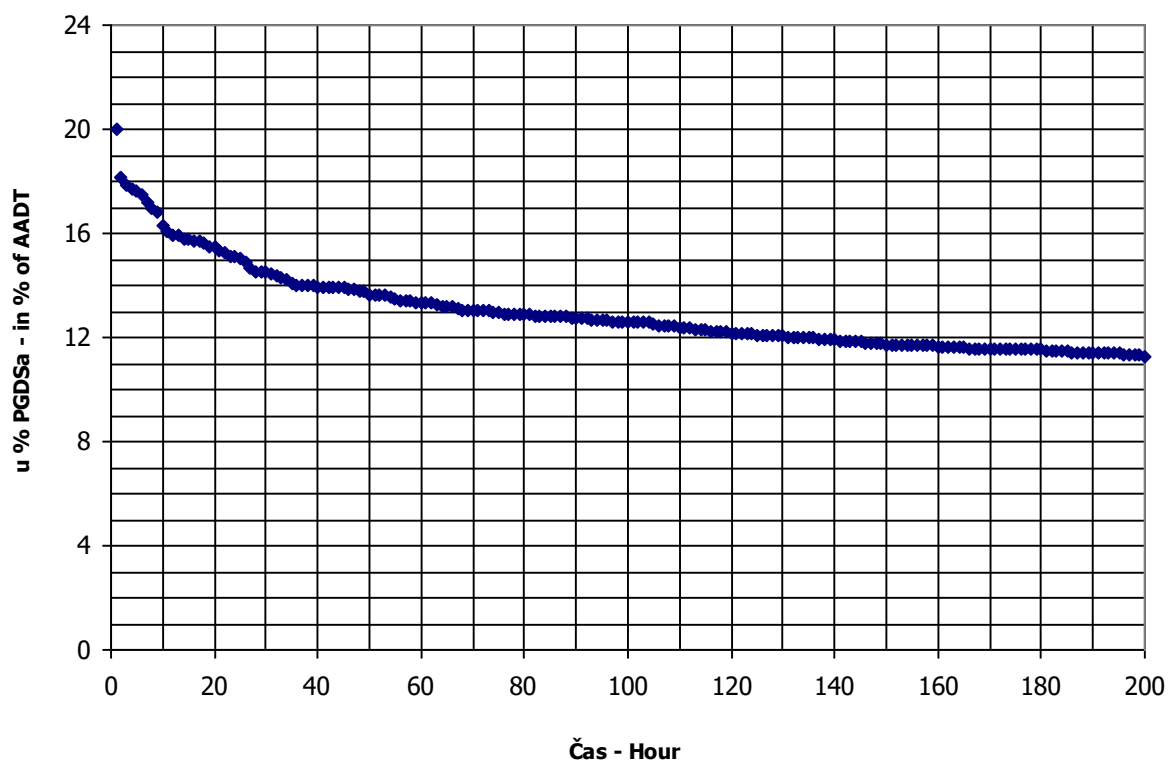


SATNA DISTRIBUCIJA SAOBRAĆAJNOG TOKA
TRAFFIC FLOW HOURLY DISTRIBUTION

Automatski brojač broj - Automatic counter number
 Lokalitet - Location / Stacionaža - Mileage [km+m]
 Broj puta - Road number / Dionica - Section

000046
 Aleksina Međa / 6+772,00
 M 20 (MI-109) / Duži - Aleksina Međa

PGDS - AADT	2078 voz/dan - veh/day								
	Čas - Hour	Maksimalni vršni sat - Maximum peak hour	10	20	30	40	50	100	200
Sat u danu - Hour of day	17	19	18	19	18	18	18	18	19
Sat u godini - Hour in year	4770	5396	5587	5300	5179	5059	5515	4508	
Dan - Day of week	nedelja - Sunday	petak - Friday	subota - Saturday	ponedeljak - Monday	srijeda - Wednesday	petak - Friday	srijeda - Wednesday	srijeda - Wednesday	
Datum - Date	17	12	20	8	3	29	17	6	
Mjesec - Month	juli - July	avgust - August	avgust - August	avgust - August	avgust - August	juli - July	avgust - August	juli - July	
Vrijednost - Value	407	332	315	295	284	278	257	230	
% - percent	19.99	16.30	15.47	14.49	13.95	13.65	12.62	11.30	



BRONJE VOZILA NA MREŽI PUTEVA U REPUBLICI SRPSKOJ – 2017. GODINA
VEHICLE COUNTING ON THE ROAD NETWORK OF THE REPUBLIC OF SRPSKA – YEAR 2017

MJESEČNI BROJ VOZILA
MONTHLY NUMBER OF VEHICLES

Automatski brojač broj - Automatic counter number
 Lokalitet - Location / Stacionaža - Mileage [km+m]
 Broj puta - Road number / Dionica - Section

000047
 Lastva / 11+004,00
 M 6 (MI-118) / Trebinje 2 - Župa

	Mjesec - Month											
	Januar- January	Februar- February	Mart- March	April- April	Maj- May	Juni- June	Juli- July	August- August	Septembar- September	Oktober- October	Novembar- November	Decembar- December
1	644	760	827	908	1046	971	1113	1544	1180	1254	887	756
2	989	841	894	1059	1028	1039	1073	1421	1280	1131	782	824
3	782	747	840	911	1045	1059	1174	1312	1356	1016	1093	890
4	974	822	861	983	1129	1150	1200	1485	1145	905	1012	856
5	1006	823	886	1030	1261	1145	1122	1395	1163	951	1045	865
6	793	817	905	992	1198	1253	1242	1694	1072	1060	1040	802
7	696	705	876	1038	1093	1168	1220	1673	1088	1134	841	855
8	973	789	915	1064	1062	1139	1318	1463	1226	1170	752	946
9	886	754	807	1044	1052	1190	1432	1435	1179	1034	725	858
10	775	686	842	913	1088	1252	1330	1383	1241	947	919	912
11	833	750	887	912	1203	1257	1385	1447	1208	999	1013	805
12	832	704	941	908	1183	1167	1271	1523	1120	901	1066	863
13	845	745	911	854	1230	1119	1238	1585	1102	918	1053	794
14	796	824	909	1006	915	1127	1440	1417	1186	1052	969	819
15	858	869	952	995	1033	1130	1477	1401	1256	888	967	870
16	894	750	981	1046	1213	1152	1916	1440	1241	851	894	911
17	754	725	1020	1071	1016	1182	1813	1428	1224	951	943	815
18	921	753	1064	956	1099	1142	1395	1314	1275	940	1071	1132
19	1071	836	950	944	1104	1139	1440	1550	1080	911	1058	1275
20	1333	746	1010	1033	1189	966	1491	1527	1175	937	1204	929
21	724	834	905	1152	1128	1221	1488	1409	1040	1046	773	985
22	865	797	894	1245	1136	998	1394	1333	1134	1117	772	828
23	826	713	900	1032	1146	1178	1529	1272	1234	1211	808	834
24	753	771	991	1018	1358	1217	1661	1389	1011	813	800	899
25	816	421	1056	1105	1049	1076	1350	1429	1069	937	909	761
26	787	910	1034	995	1092	1212	1351	1414	1046	989	939	789
27	672	1447	1043	1148	1212	1136	1315	1526	1013	988	861	851
28	647	1187	984	1195	1077	1103	1391	1491	1060	1095	889	973
29	705		1090	1259	1146	1068	1500	1178	1040	1110	726	1029
30	770		1037	1094	947	1208	1708	1120	1160	1092	738	998
31	666		1022		1013		1560	1168		981		894
Ukupno- Total	25885	23310	29206	30894	34489	34141	43344	44169	34596	31309	27539	27615
Prosjek- Average	835	804	942	1030	1113	1138	1398	1425	1153	1010	918	891
Godišnji prosjek (PGDS) - Annual average (AADT)												1056

BROJANJE VOZILA NA MREŽI PUTEVA U REPUBLICI SRPSKOJ – 2017. GODINA
VEHICLE COUNTING ON THE ROAD NETWORK OF THE REPUBLIC OF SRPSKA – YEAR 2017

STRUKTURA SAOBRAĆAJNOG TOKA
TRAFFIC FLOW COMPOSITION

Automatski brojač broj - Automatic counter number
 Lokalizet - Location / Stacionaža - Mileage [km+m]
 Broj puta - Road number / Dionica - Section

000047
 Lastva / 11+004,00
 M 6 (MI-118) / Trebinje 2 - Župa

Mjesec- Month	Smjer- Direction	Dužina vozila - Vehicle length								Ukupno- Total
		< 5,5 m	(%)	5,5 - 12 m	(%)	12 - 16,5 m	(%)	< 16,5 m	(%)	
Januar - January	I	12045	92.5	526	4.0	447	3.4	3	0.0	13020
	II	11886	92.4	527	4.1	448	3.5	4	0.0	12865
	ukupno - total	23931	92.5	1052	4.1	894	3.5	7	0.0	25885
Februar - February	I	10478	89.8	647	5.5	535	4.6	7	0.1	11668
	II	10431	89.6	677	5.8	531	4.6	3	0.0	11642
	ukupno - total	20910	89.7	1324	5.7	1066	4.6	10	0.0	23310
Mart - March	I	12999	88.9	807	5.5	802	5.5	15	0.1	14623
	II	13058	89.5	808	5.5	714	4.9	3	0.0	14583
	ukupno - total	26058	89.2	1614	5.5	1517	5.2	18	0.1	29206
April - April	I	13881	89.8	787	5.1	778	5.0	6	0.0	15451
	II	14001	90.7	746	4.8	694	4.5	1	0.0	15443
	ukupno - total	27882	90.2	1533	5.0	1472	4.8	7	0.0	30894
Maj - May	I	15570	90.6	820	4.8	776	4.5	10	0.1	17177
	II	15861	91.6	770	4.4	680	3.9	1	0.0	17312
	ukupno - total	31431	91.1	1590	4.6	1456	4.2	11	0.0	34489
Juni - June	I	15400	90.5	849	5.0	763	4.5	10	0.1	17023
	II	15571	91.0	835	4.9	706	4.1	6	0.0	17118
	ukupno - total	30971	90.7	1684	4.9	1469	4.3	17	0.0	34141
Juli - July	I	19887	91.9	955	4.4	784	3.6	7	0.0	21634
	II	19976	92.0	870	4.0	857	3.9	7	0.0	21710
	ukupno - total	39863	92.0	1826	4.2	1640	3.8	15	0.0	43344
Avgust - August	I	19820	92.1	939	4.4	739	3.4	12	0.1	21510
	II	21074	93.0	881	3.9	694	3.1	10	0.0	22659
	ukupno - total	40894	92.6	1819	4.1	1433	3.2	23	0.1	44169
Septembar - September	I	15468	90.3	870	5.1	785	4.6	9	0.1	17132
	II	15910	91.1	876	5.0	672	3.9	4	0.0	17463
	ukupno - total	31378	90.7	1747	5.0	1457	4.2	14	0.0	34596
Oktobar - October	I	14144	90.2	824	5.3	700	4.5	9	0.1	15678
	II	14201	90.9	811	5.2	615	3.9	3	0.0	15630
	ukupno - total	28345	90.5	1635	5.2	1316	4.2	12	0.0	31309
Novembar - November	I	12342	89.4	767	5.6	688	5.0	8	0.1	13806
	II	12406	90.3	685	5.0	639	4.7	3	0.0	13733
	ukupno - total	24748	89.9	1452	5.3	1327	4.8	11	0.0	27539
Decembar - December	I	12498	90.4	712	5.1	613	4.4	6	0.0	13830
	II	12457	90.4	706	5.1	617	4.5	5	0.0	13785
	ukupno - total	24955	90.4	1418	5.1	1230	4.5	11	0.0	27615
Ukupno (godišnje) - Total (annual)	I	174533	90.6	9504	4.9	8410	4.4	105	0.1	192552
	II	176834	91.2	9191	4.7	7867	4.1	52	0.0	193944
	ukupno - total	351367	90.9	18695	4.8	16277	4.2	157	0.0	386496
Prosjeak (PGDS) - Average (AADT)	I	477	90.6	26	4.9	23	4.4	0	0.1	526
	II	483	91.2	25	4.7	21	4.1	0	0.0	530
	ukupno - total	960	90.9	51	4.8	44	4.2	0	0.0	1056

BRONJE VOZILA NA MREZI PUTEVA U REPUBLICI SRPSKOJ – 2017. GODINA
VEHICLE COUNTING ON THE ROAD NETWORK OF THE REPUBLIC OF SRPSKA – YEAR 2017

SAOBRAĆAJNI POKAZATELJI

000047
 Lastva / 11+004,00
 M 6 (MI-118) / Trebinje 2 - Župa

Automatski brojač broj
 Lokalizet / Stacionaža [km+m]
 Broj puta / Dionica

Mjesec	Snjier	minimalni čas		maksimalni čas		minimalni dan		maksimalni dan		dnevni prosjek (05-21 h)	noćni prosjek (21-05 h)	projek radnim danom	projek vikendom	ljetni prosjek
		datum/dan	čas	voz/h	voz/dan	datum/dan	voz/dan	datum/dan	voz/dan					
Januar	I	29/nedelja	3	0	1/nedelja	11	64	264	20/petak	493	300	347	317	
	II	31/utorak	4	0	1/nedelja	14	52	7/subota	20/petak	491	302	341	317	
	I-II	26/četvrtak	2	0	20/petak	10	95	7/subota	20/petak	984	602	688	634	
Februar	I	28/utorak	3	0	25/subota	10	47	9/četvrtak	25/subota	422	290	319	345	
	II	28/utorak	4	0	19/nedelja	17	52	9/četvrtak	25/subota	434	295	28	313	348
	I-II	24/petak	2	0	25/subota	9	75	9/četvrtak	25/subota	856	585	632	693	
Mart	I	30/četvrtak	2	0	11/subota	12	48	7/utorak	31/petak	449	318	42	351	387
	II	31/petak	4	0	26/nedelja	19	45	7/utorak	31/petak	449	322	346	378	
	I-II	30/četvrtak	2	0	25/subota	10	72	7/utorak	31/petak	898	640	74	697	765
April	I	30/nedelja	4	0	1/subota	8	51	6/četvrtak	29/subota	500	371	50	412	434
	II	30/nedelja	4	0	23/nedelja	18	56	6/četvrtak	9/nedelja	495	371	47	409	430
	I-II	30/nedelja	4	0	24/ponedjeljak	18	85	6/četvrtak	24/ponedjeljak	977	742	97	821	865
Maj	I	30/utorak	2	0	3/srijeda	15	92	1/ponedjeljak	12/petak	554	379	57	433	441
	II	31/srijeda	1	0	3/srijeda	17	78	8/ponedjeljak	12/petak	581	376	55	429	436
	I-II	26/petak	2	0	3/srijeda	15	121	30/utorak	12/petak	1135	755	111	862	877
Juni	I	20/utorak	2	0	17/subota	21	125	11/nedelja	17/subota	1255	408	75	466	517
	II	26/ponedjeljak	4	0	18/nedelja	0	112	11/nedelja	17/subota	1028	393	86	449	540
	I-II	20/utorak	2	0	17/subota	21	203	11/nedelja	17/subota	2283	801	161	915	1057
Juli	I-I	27/četvrtak	4	0	9/nedelja	16	75	13/četvrtak	29/subota	647	454	79	512	576
	II	24/ponedjeljak	4	0	9/nedelja	18	104	3/ponedjeljak	23/nedelja	642	449	87	514	584
	I-II	10/ponedjeljak	3	1	9/nedelja	18	127	3/ponedjeljak	29/subota	1287	903	165	1026	1160
Avgust	I	27/nedelja	4	0	19/subota	12	54	30/srijeda	19/subota	605	443	70	504	541
	II	31/četvrtak	4	0	27/nedelja	19	60	30/srijeda	19/subota	665	462	74	522	575
	I-II	22/utorak	4	0	27/nedelja	19	95	30/srijeda	19/subota	1270	905	144	1026	1116
Septembar	I	25/ponedjeljak	2	0	23/subota	14	58	18/ponedjeljak	23/subota	606	410	57	448	509
	II	29/petak	4	0	10/nedelja	19	76	18/ponedjeljak	23/subota	580	410	59	444	526
	I-II	22/petak	3	0	10/nedelja	19	105	18/ponedjeljak	23/subota	1186	819	115	892	1035
Oktobar	I	31/utorak	4	0	22/nedelja	12	55	5/četvrtak	21/subota	580	389	52	424	481
	II	30/ponedjeljak	3	0	8/nedelja	18	76	9/ponedjeljak	21/subota	542	389	50	426	471
	I-II	19/četvrtak	2	0	8/nedelja	18	105	9/ponedjeljak	21/subota	1122	778	102	850	952
Novembar	I	30/četvrtak	3	0	21/utorak	10	59	6/ponedjeljak	21/utorak	511	365	45	411	409
	II	30/četvrtak	4	0	21/utorak	16	61	6/ponedjeljak	21/utorak	537	370	40	409	412
	I-II	30/četvrtak	3	0	21/utorak	16	88	6/ponedjeljak	21/utorak	1048	734	86	820	821
Decembar	I	31/nedelja	23	0	15/petak	12	73	31/nedelja	1/petak	482	344	45	392	383
	II	31/nedelja	23	0	15/petak	15	57	26/utorak	15/petak	472	344	39	383	383
	I-II	31/nedelja	23	0	15/petak	12	111	31/nedelja	15/petak	947	688	84	775	766
Godna	I	29.1/nedelja	3	0	17.6/subota	21	125	9.1/četvrtak	17.6/subota	1255	373	54	419	444
	II	31.1/utorak	4	0	18.6/nedelja	0	112	9.2/četvrtak	17.6/subota	1028	374	52	416	449
	I-II	26.1/četvrtak	2	0	17.6/subota	21	203	9.2/četvrtak	17.6/subota	2283	747	106	835	894

BROJANJE VOZILA NA MREŽI PUTEVA U REPUBLICI SRPSKOJ – 2017. GODINA
VEHICLE COUNTING ON THE ROAD NETWORK OF THE REPUBLIC OF SRPSKA – YEAR 2017

TRAFFIC PARAMETERS

000047

Lastva / 11+004,00

M 6 (MI-118) / Trebinje 2 - Župa

Automatic counter number

Location / Mileage [km+m]

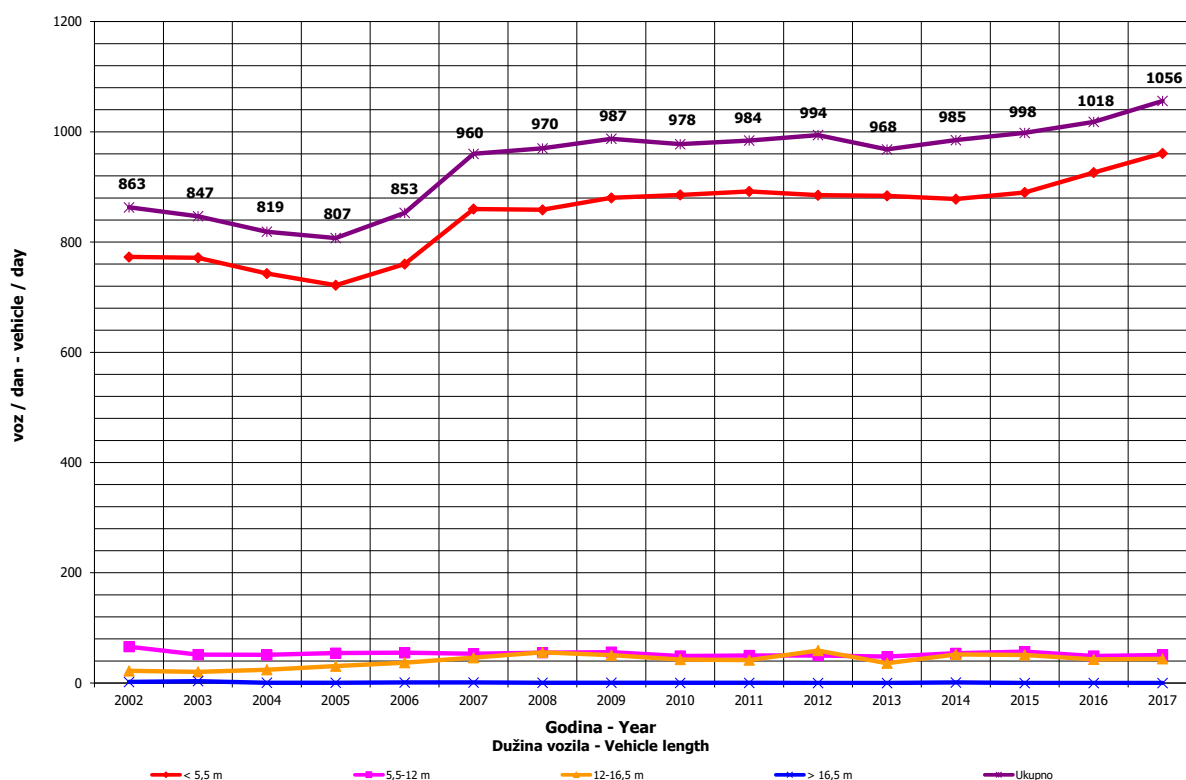
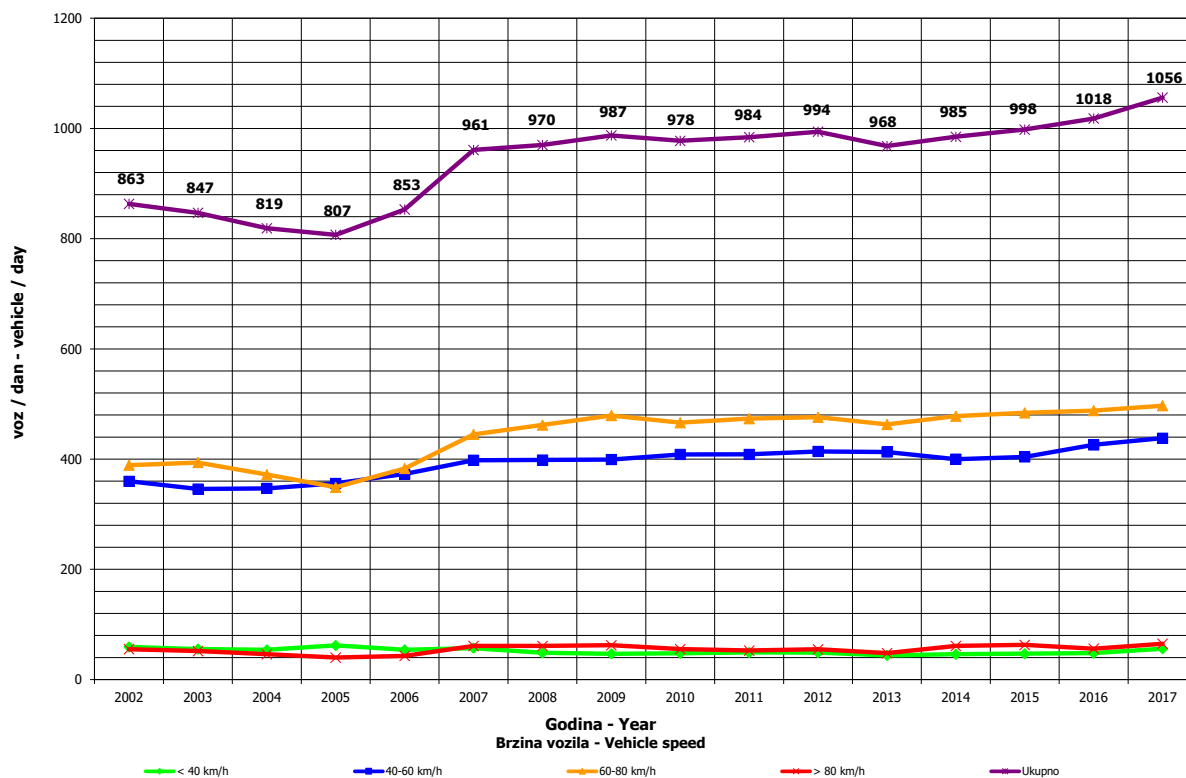
Road number / Section

Month	Direction	minimum hour		maximum hour		veh/h		veh/day		minimum day		maximum day		day time average (5-21 h)	night average (21-05 h)	working day average	weekend average	summer average
		date/day	hour	date/day	hour	veh/h	veh/day	date/day	veh/day	date/day	veh/day							
January	I	29/Sunday	3	0	1/Sunday	11	64	264	7/Saturday	264	493	20/Friday	493	300	37	347	317	
	II	31/Tuesday	4	0	1/Sunday	14	52	254	7/Saturday	254	491	20/Friday	491	302	30	341	317	
February	I-II	26/Thursday	2	0	20/Friday	10	95	518	7/Saturday	518	984	20/Friday	984	602	67	688	634	
	I	28/Tuesday	3	0	25/Saturday	10	47	242	9/Thursday	242	422	25/Saturday	422	290	36	319	345	
March	II	28/Tuesday	4	0	19/Sunday	17	52	230	9/Thursday	230	434	25/Saturday	434	295	28	313	348	
	I-II	24/Friday	2	0	25/Saturday	9	75	472	9/Thursday	472	856	25/Saturday	856	585	65	632	693	
April	I	30/Thursday	2	0	11/Saturday	12	48	246	7/Tuesday	246	449	31/Friday	449	318	42	351	387	
	II	31/Friday	4	0	26/Sunday	19	45	232	7/Tuesday	232	449	31/Friday	449	322	32	346	378	
May	I-II	30/Thursday	2	0	25/Saturday	10	72	478	7/Tuesday	478	898	31/Friday	898	640	74	697	765	
	I	30/Sunday	4	0	1/Saturday	8	51	352	6/Thursday	352	500	29/Saturday	500	371	50	412	434	
June	II	30/Sunday	4	0	23/Sunday	18	56	338	6/Thursday	338	495	9/Sunday	495	371	47	409	430	
	I-II	30/Sunday	4	0	24/Monday	18	85	690	6/Thursday	690	977	24/Monday	977	742	97	821	865	
July	I	31/Wednesday	1	0	3/Wednesday	15	92	380	1/Monday	380	554	12/Friday	554	379	57	433	441	
	II	26/Friday	2	0	3/Wednesday	15	121	382	8/Monday	382	581	12/Friday	581	376	55	429	436	
August	I-II	20/Tuesday	2	0	17/Saturday	21	125	785	30/Tuesday	785	1135	12/Friday	1135	755	111	862	877	
	I	26/Monday	4	0	18/Sunday	4	112	347	11/Sunday	347	1255	17/Saturday	1255	408	75	466	517	483
September	II	20/Tuesday	4	0	17/Saturday	21	203	698	11/Sunday	698	1028	17/Saturday	1028	393	86	449	540	479
	I-II	27/Thursday	4	0	9/Sunday	16	75	449	13/Thursday	449	647	29/Saturday	647	454	79	512	576	962
October	I	24/Monday	4	0	9/Sunday	18	104	423	3/Monday	423	642	23/Sunday	642	449	87	514	584	536
	II	10/Monday	3	1	9/Sunday	18	127	885	3/Monday	885	1287	29/Saturday	1287	903	165	1026	1160	1069
November	I	27/Sunday	4	0	19/Saturday	12	54	437	30/Wednesday	437	605	19/Saturday	605	443	70	504	541	514
	II	31/Thursday	4	0	27/Sunday	19	60	445	30/Wednesday	445	665	19/Saturday	665	462	74	522	575	536
December	I-II	22/Tuesday	4	0	27/Sunday	19	95	882	30/Wednesday	882	1270	19/Saturday	1270	905	144	1026	1116	1049
	I	25/Monday	2	0	23/Saturday	14	58	397	18/Monday	397	606	23/Saturday	606	410	57	448	509	466
Year	II	29/Friday	4	0	10/Sunday	19	76	365	18/Monday	365	580	23/Saturday	580	410	59	444	526	468
	I-II	22/Friday	3	0	10/Sunday	19	105	762	18/Monday	762	1186	23/Saturday	1186	819	115	892	1035	935
Year	I	31/Tuesday	4	0	22/Sunday	12	55	395	5/Thursday	395	580	21/Saturday	580	389	52	424	481	
	II	30/Monday	3	0	8/Sunday	18	76	391	9/Monday	391	542	21/Saturday	542	389	50	426	471	
Year	I-II	19/Thursday	2	0	9/Sunday	18	105	795	9/Monday	795	1122	21/Saturday	1122	778	102	850	952	
	I	30/Thursday	3	0	21/Tuesday	10	59	367	6/Monday	367	511	21/Tuesday	511	365	45	411	409	
Year	II	30/Thursday	4	0	21/Tuesday	16	61	364	6/Monday	364	537	21/Tuesday	537	370	40	409	412	
	I-II	30/Thursday	3	0	21/Tuesday	16	88	731	6/Monday	731	1048	21/Tuesday	1048	734	86	820	821	
Year	I	31/Sunday	23	0	15/Friday	12	73	293	31/Sunday	293	482	1/Friday	482	344	45	392	383	
	II	31/Sunday	23	0	15/Friday	12	111	614	26/Tuesday	614	947	15/Friday	947	344	39	383	383	
Year	I-II	31/Sunday	23	0	15/Friday	12	111	614	31/Sunday	614	947	15/Friday	947	688	84	775	766	
	I	29.1/Sunday	3	0	17.6/Saturday	21	125	242	9.1/Thursday	242	1255	17.6/Saturday	1255	373	54	419	444	499
Year	II	31.1/Tuesday	4	0	18.6/Sunday	0	112	230	9.2/Thursday	230	1028	17.6/Saturday	1028	374	52	416	449	505
	I-II	26.1/Thursday	2	0	17.6/Saturday	21	203	472	9.2/Thursday	472	2283	17.6/Saturday	2283	747	106	835	894	1005

GODIŠNJA NERAVNOMJERNOST SAOBRAĆAJNOG TOKA TRAFFIC FLOW ANNUAL VARIATION

Automatski brojač broj - Automatic counter number
 Lokalizet - Location / Stacionaža - Mileage [km+m]
 Broj puta - Road number / Dionica - Section

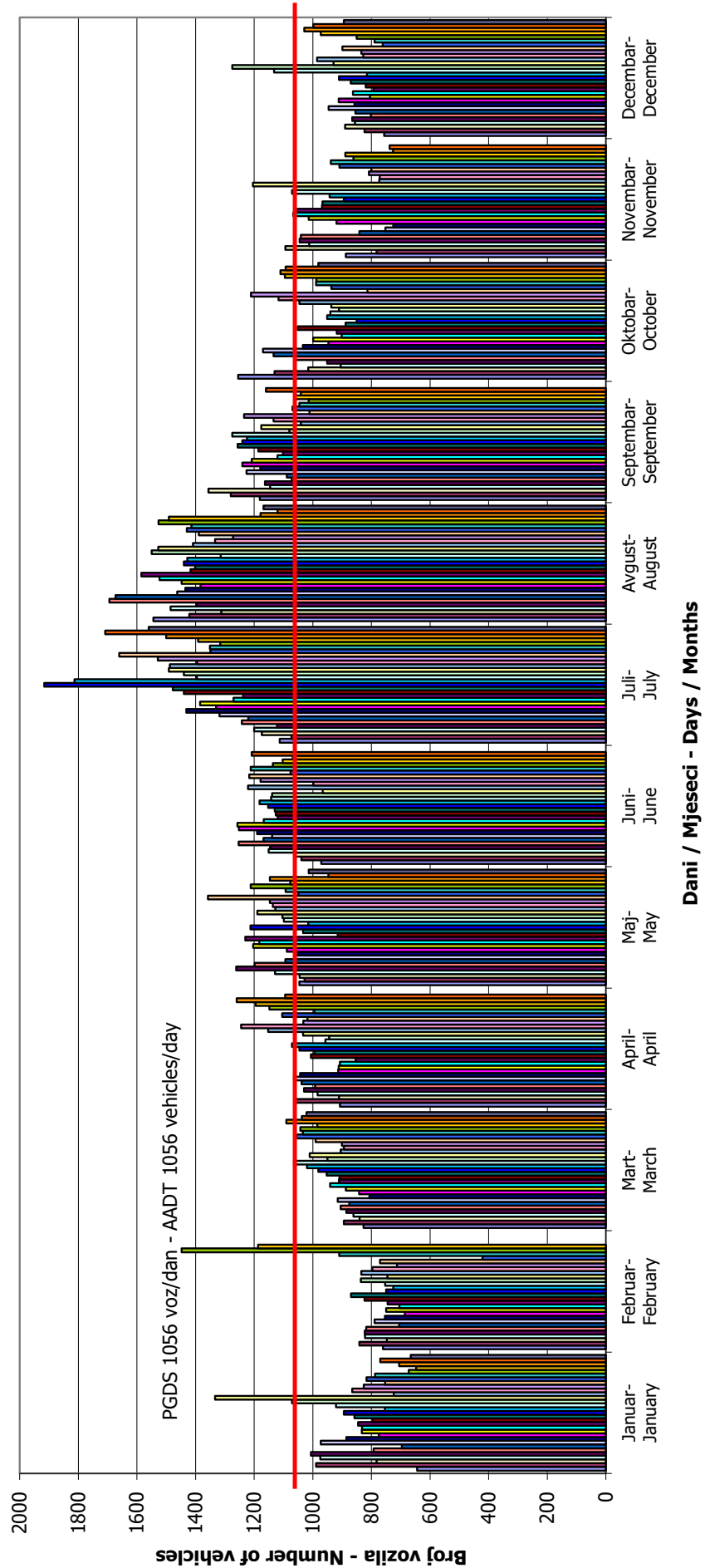
000047
 Lastva / 11+004,00
 M 6 (MI-118) / Trebinje 2 - Župa



**DNEVNA NERAVNOMJERNOST SAOBRAĆAJNOG TOKA
 TRAFFIC FLOW DAILY VARIATION**

000047
 Lastva / 11+004,00
 M 6 (MI-118) / Trebinje 2 - Župa

Automatski brojač broj - Automatic counter number
 Lokalityet - Location / Stacionaža - Mileage [km+m]
 Broj puta - Road number/ Dionica - Section

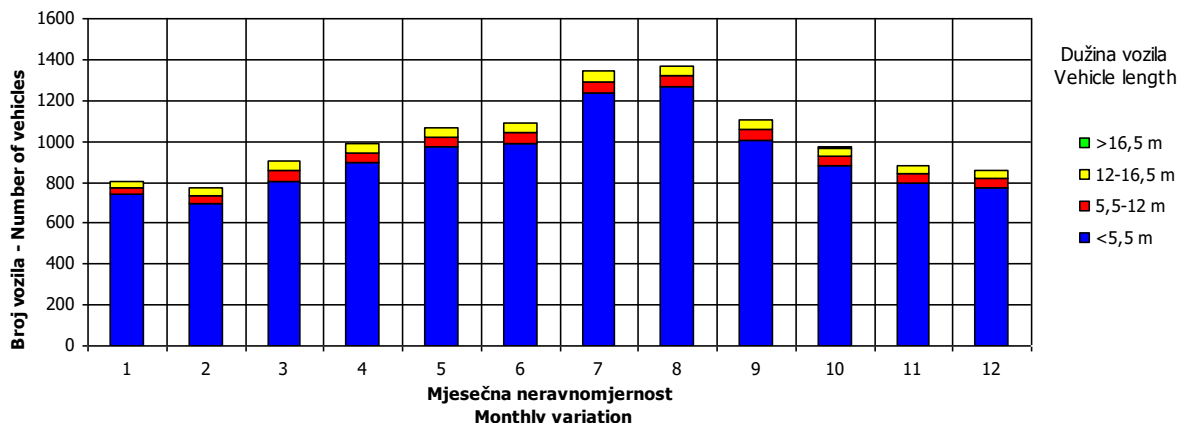
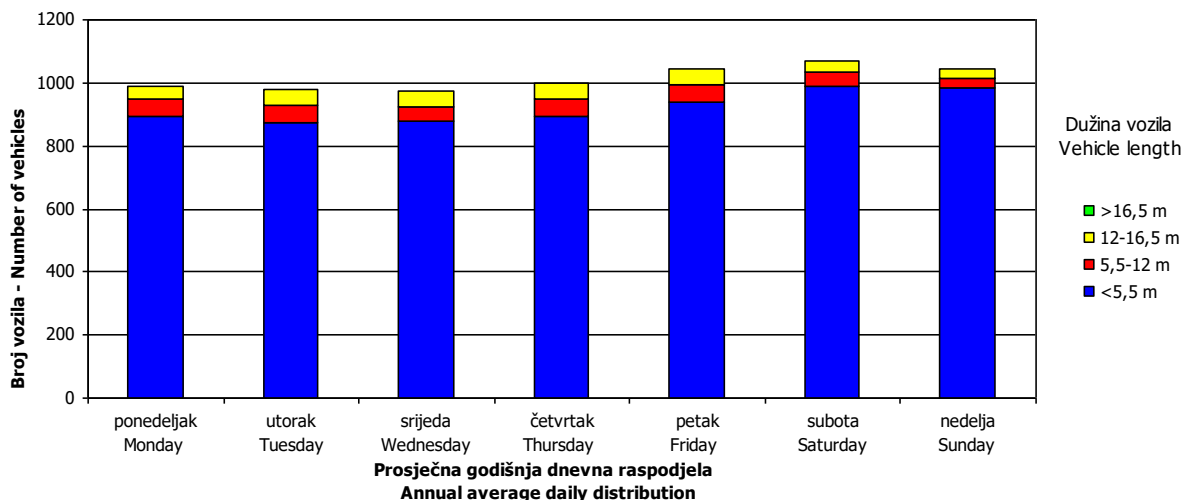
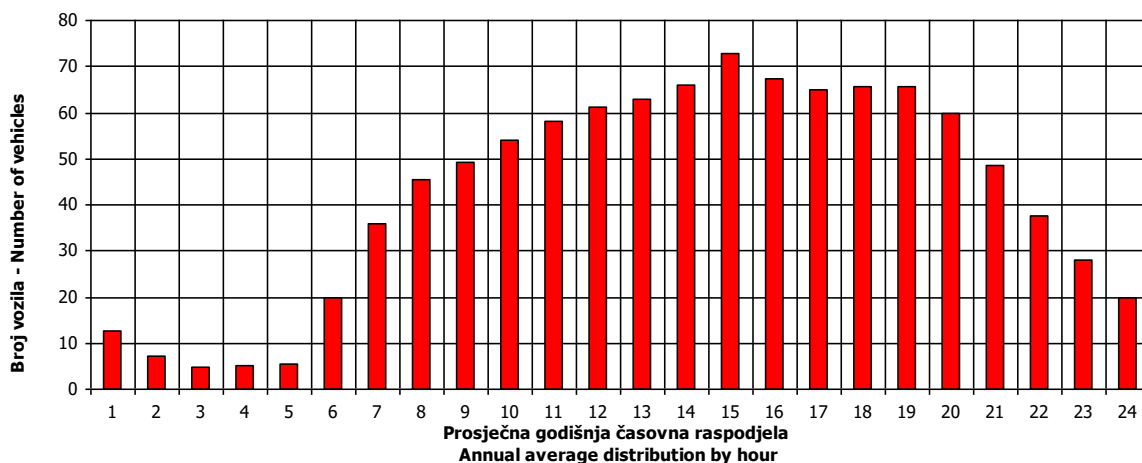


VREMENSKA RASPODJELA SAOBRAĆAJNOG TOKA TRAFFIC FLOW TIME DISTRIBUTION

Automatski brojač broj - Automatic counter number
 Lokalizet - Location / Stacionaža - Mileage [km+m]
 Broj puta - Road number / Dionica - Section

000047
 Lastva / 11+004,00
 M 6 (MI-118) / Trebinje 2 - Župa

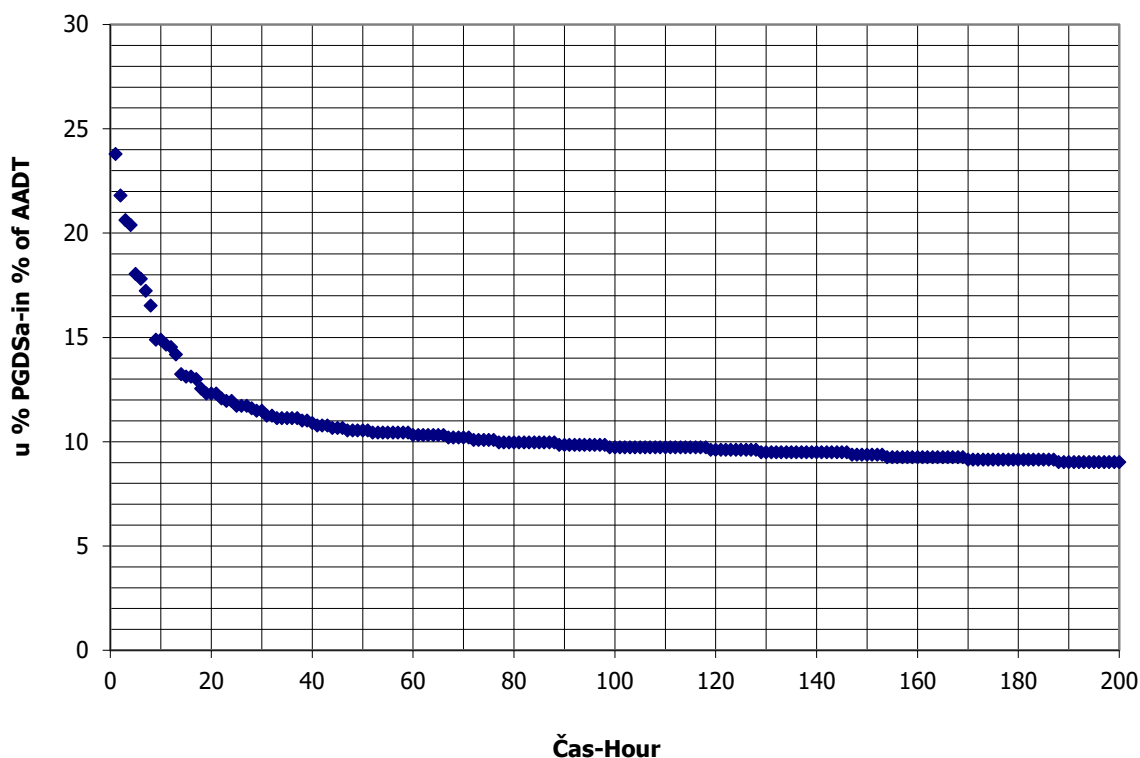
PGDS 1056 voz/dan AADT 1056 veh/day



SATNA DISTRIBUCIJA SAOBRAĆAJNOG TOKA TRAFFIC FLOW HOURLY DISTRIBUTION

Automatski brojač broj - Automatic counter number 000047
 Lokalizet - Location / Stacionaža - Mileage [km+m] Lastva / 11+004,00
 Broj puta - Road number / Dionica - Section M 6 (MI-118) / Trebinje 2 - Župa

PGDS - AADT	1056 voz/dan - veh/day							
Čas - Hour	Maksimalni vršni sat - Maximum peak hour	10	20	30	40	50	100	200
Sat u danu - Hour of day	21	18	19	16	14	11	17	15
Sat u godini - Hour in year	4030	4555	6068	6377	5031	6036	2370	5176
Dan - Day of week	subota - Saturday	nedelja - Sunday	nedelja - Sunday	subota - Saturday	subota - Saturday	subota - Saturday	nedelja - Sunday	petak - Friday
Datum - Date	17	9	10	23	29	9	9	4
Mjesec - Month	Juni - June	Juli - July	Septembar - September	Septembar - September	Juli - July	Septembar - September	April - April	Avgust - August
Vrijednost - Value	203	127	105	98	93	90	83	77
% - percent	23.79	14.88	12.31	11.48	10.90	10.55	9.73	9.02



AUTOMATSKI BROJAČ UNIŠTEN
AUTOMATIC COUNTER DESTROYED

BRONJE VOZILA NA MREŽI PUTEVA U REPUBLICI SRPSKOJ – 2017. GODINA
VEHICLE COUNTING ON THE ROAD NETWORK OF THE REPUBLIC OF SRPSKA – YEAR 2017

MJESEČNI BROJ VOZILA
MONTHLY NUMBER OF VEHICLES

Automatski brojač broj - Automatic counter number 000049
 Lokalizet - Location / Stacionaža - Mileage [km+m] Trn / 5+697,00
 Broj puta - Road number / Dionica - Section M 16 (MI-101) / Klašnice 2 - Šargovac

	Mjesec - Month											
	Januar- January	Februar- February	Mart- March	April- April	Maj- May	Juni- June	Juli- July	August- August	Septembar- September	Oktober- October	Novembar- November	Decembar- December
1	7861	11560	12872	11490	11375	14129	15857	16215	15261	15257	15570	14590
2	10342	11758	13668	12392	12148	15220	14346	15428	16875	11708	14769	15279
3	10424	12047	12855	10005	15261	16687	13207	15592	14377	15623	14650	12891
4	14262	12112	14171	14850	15853	14895	14862	16053	13889	14745	16230	11188
5	14520	13315	12694	16202	15043	13644	14283	16844	15535	15772	15402	14451
6	10139	10775	10235	15496	14752	14416	14107	16115	15097	15328	12974	13865
7	6423	7493	13098	14946	14783	13847	13925	14428	14959	16943	15557	14104
8	11193	11723	12711	15830	11660	14302	13177	16126	14732	15399	13882	13909
9	10401	11839	11293	14418	14393	14494	13361	15610	15850	13572	14961	15670
10	10644	11130	10704	11493	14741	15087	12616	15621	14068	15152	14770	13348
11	13453	10711	13186	14166	15063	13423	13620	15859	12308	15513	15674	10357
12	10385	11759	11996	13879	15661	11639	14382	16927	15172	16084	14419	14187
13	13355	8445	9759	14217	16080	14390	16687	15971	15014	16120	11339	14088
14	11586	8173	13422	14179	14707	14339	14832	14827	15144	16269	14903	13123
15	13619	12075	13565	15231	11490	14493	16030	16113	15035	14272	14778	13598
16	11745	12350	13817	13859	14705	14881	14739	15421	16805	14090	14326	14564
17	9090	13026	14075	11086	14754	15412	12679	15329	14787	15547	14842	12805
18	13134	12422	14841	13961	14599	13930	14586	16316	11591	15627	15670	9338
19	13062	13635	13546	13826	14877	11064	14626	15910	15218	15527	14263	12524
20	13483	11087	10826	14145	16193	14230	14130	15038	15444	15653	11382	10334
21	13071	9439	13778	14746	14356	13429	14826	13748	14896	17160	14762	11575
22	13293	12790	13738	15518	12003	13421	15665	15152	15442	15378	14636	12227
23	11019	12968	13885	14219	15387	15475	14676	14830	16739	11872	14635	13123
24	8676	13003	14964	10968	14919	16023	13530	15206	15229	15047	12381	8855
25	12653	13385	15512	13747	14164	14104	15627	14766	11506	15407	15836	7618
26	12437	14671	13891	14075	14257	12260	15762	16004	15896	15218	11588	11472
27	10311	12878	11117	14162	15329	14667	15059	14846	15152	15063	11300	13990
28	10805	10346	13821	14947	14213	14962	15329	14608	15075	16133	14437	12940
29	12569		14690	16683	11892	14866	16782	16448	15337	14494	14767	14013
30	10756		14708	12767	13748	14942	15586	15532	17969	11964	14583	15055
31	6452		16422		14295		13705	15566		16374		15779
Ukupno- Total	351142	340525	409825	417488	442704	428678	452613	482432	450394	468312	429268	400843
Prosjek- Average	11327	11742	13220	13916	14281	14289	14600	15562	15013	15107	14309	12930
Godišnji prosjek (PGDS) - Annual average (AADT)												13864

BROJANJE VOZILA NA MREŽI PUTEVA U REPUBLICI SRPSKOJ – 2017. GODINA
VEHICLE COUNTING ON THE ROAD NETWORK OF THE REPUBLIC OF SRPSKA – YEAR 2017

STRUKTURA SAOBRAĆAJNOG TOKA
TRAFFIC FLOW COMPOSITION

Automatski brojač broj - Automatic counter number
 Lokalizet - Location / Stacionaža - Mileage [km+m]
 Broj puta - Road number / Dionica - Section

000049
 Trn / 5+697,00
 M 16 (MI-101) / Klašnice 2 - Šargovac

Mjesec - Month	Smjer - Direction	Dužina vozila - Vehicle length								Ukupno - Total
		< 5,5 m	(%)	5,5 - 12 m	(%)	12 - 16,5 m	(%)	< 16,5 m	(%)	
Januar - January	I	226862	95.7	9312	3.9	773	0.3	125	0.1	237072
	II	112982	99.0	978	0.9	46	0.0	64	0.1	114070
	ukupno - total	339844	96.8	10290	2.9	819	0.2	189	0.1	351142
Februar - February	I	219658	95.1	10213	4.4	935	0.4	108	0.0	230914
	II	108178	98.7	1243	1.1	96	0.1	94	0.1	109611
	ukupno - total	327836	96.3	11456	3.4	1031	0.3	202	0.1	340525
Mart - March	I	264543	95.6	11346	4.1	801	0.3	92	0.0	276782
	II	130956	98.4	1604	1.2	203	0.2	281	0.2	133043
	ukupno - total	395499	96.5	12950	3.2	1004	0.2	373	0.1	409825
April - April	I	272687	96.3	9985	3.5	524	0.2	68	0.0	283264
	II	131233	97.8	2147	1.6	351	0.3	492	0.4	134224
	ukupno - total	403920	96.8	12132	2.9	875	0.2	561	0.1	417488
Maj - May	I	291188	96.8	9263	3.1	342	0.1	80	0.0	300872
	II	139509	98.4	1740	1.2	240	0.2	343	0.2	141832
	ukupno - total	430696	97.3	11003	2.5	582	0.1	423	0.1	442704
Juni - June	I	277359	97.2	7645	2.7	215	0.1	83	0.0	285303
	II	142238	99.2	902	0.6	105	0.1	131	0.1	143376
	ukupno - total	419597	97.9	8548	2.0	319	0.1	215	0.1	428678
Juli - July	I	291553	96.9	8543	2.8	423	0.1	315	0.1	300834
	II	150176	98.9	1252	0.8	158	0.1	193	0.1	151779
	ukupno - total	441728	97.6	9796	2.2	581	0.1	508	0.1	452613
Avgust - August	I	301742	97.0	8477	2.7	396	0.1	332	0.1	310948
	II	170715	99.6	632	0.4	65	0.0	72	0.0	171484
	ukupno - total	472458	97.9	9109	1.9	461	0.1	404	0.1	482432
Septembar - September	I	281257	96.4	9989	3.4	530	0.2	81	0.0	291857
	II	156735	98.9	1424	0.9	163	0.1	215	0.1	158538
	ukupno - total	437993	97.2	11413	2.5	693	0.2	296	0.1	450394
Oktobar - October	I	289938	95.7	12005	4.0	823	0.3	89	0.0	302855
	II	163652	98.9	1532	0.9	136	0.1	138	0.1	165457
	ukupno - total	453590	96.9	13537	2.9	959	0.2	226	0.0	468312
Novembar - November	I	269346	95.2	12290	4.3	1038	0.4	125	0.0	282799
	II	144599	98.7	1501	1.0	172	0.1	196	0.1	146469
	ukupno - total	413946	96.4	13791	3.2	1210	0.3	321	0.1	429268
Decembar - December	I	251345	95.1	11854	4.5	1048	0.4	116	0.0	264364
	II	134433	98.5	1758	1.3	128	0.1	160	0.1	136480
	ukupno - total	385778	96.2	13613	3.4	1177	0.3	277	0.1	400843
Ukupno (godišnje) - Total (annual)	I	3237479	97.0	120923	2.7	7847	0.2	1614	0.1	3367863
	II	1685405	97.0	16714	2.7	1863	0.2	2379	0.1	1706361
	ukupno - total	4922884	97.0	137637	2.7	9710	0.2	3993	0.1	5074224
Prosjeak (PGDS) - Average (AADT)	I	8846	97.0	330	2.7	21	0.2	4	0.1	9202
	II	4605	97.0	46	2.7	5	0.2	6	0.1	4662
	ukupno - total	13451	97.0	376	2.7	27	0.2	11	0.1	13864

BRONANJE VOZILA NA MREŽI PUTEVA U REPUBLICI SRPSKOJ – 2017. GODINA
VEHICLE COUNTING ON THE ROAD NETWORK OF THE REPUBLIC OF SRPSKA – YEAR 2017

SAOBRAĆAJNI POKAZATELJI

000049
 Trn / 5+697,00
 M 16 (MI-101) / Klišnice 2 - Šargovac

Automatski brojač broj
 Lokalizet / Stacionaža [km+m]
 Broj puta / Dionica

Mjesec	Smjer	minimalni čas		maksimalni čas		minimalni dan		maksimalni dan		dnevni prosjek (05-21 h)	noćni prosjek (21-05 h)	prosjek radnim danom	prosjek vikendom	ljetni prosjek
		datum/dan	čas	voz/h	datum/dan	čas	voz/h	datum/dan	voz/dan					
Januar	I	srijeda/27.	2	3	701	voz/dan	nedjelja/31.	4158	ponedeljak/4.	9005	6428	736	7877	6177
	II	srijeda/20.	4	1	473	četvrtak/7.	1596	utorak/5.	4834	4834	242	242	3948	2758
	I+II	utorak/26.	1	19	1130	četvrtak/7.	6018	utorak/5.	13604	9635	978	11825	8934	
Februar	I	subota/13.	4	10	670	nedjelja/7.	4989	petak/26.	8935	6813	647	7853	6427	
	II	srijeda/3.	1	2	432	nedjelja/7.	2031	petak/26.	4810	3322	221	3833	2783	
	I+II	četvrtak/4.	2	18	1076	nedjelja/7.	7020	petak/26.	13745	10135	868	11686	9209	
Mart	I	četvrtak/10.	3	4	743	srijeda/9.	6059	četvrtak/31.	10097	7587	778	8588	7723	
	II	ponedeljak/14.	1	1	447	nedjelja/13.	2609	četvrtak/31.	5289	3788	235	4276	3293	
	I+II	srijeda/9.	3	16	1168	nedjelja/13.	9143	četvrtak/31.	15386	11374	1013	12864	11016	
April	I	ponedeljak/18.	2	20	731	nedjelja/3.	6720	petak/29.	10236	7922	923	9182	8171	
	II	ponedeljak/25.	3	4	504	nedjelja/3.	2654	petak/29.	5394	3906	288	4385	3811	
	I+II	ponedeljak/18.	1	32	1214	nedjelja/3.	9374	petak/29.	15630	11828	1211	13567	11982	
Maj	I	utorak/31.	2	14	713	nedjelja/15.	7252	petak/13.	10074	8078	1013	9441	8455	
	II	petak/6.	2	1	491	nedjelja/8.	3024	srijeda/4.	5171	3975	313	4597	3726	
	I+II	utorak/31.	2	29	1204	nedjelja/1.	10657	petak/20.	15171	12053	1327	14038	12181	
Juni	I	utorak/21.	1	18	733	nedjelja/19.	7235	petak/3.	10142	7867	1042	9132	8294	8909
	II	četvrtak/16.	2	3	509	nedjelja/19.	3131	petak/3.	5492	4152	326	4653	3998	4478
	I+II	srijeda/22.	3	28	1234	nedjelja/19.	10366	petak/3.	15634	12019	1368	13785	12292	13387
Juli	I	nedjelja/10.	2	14	733	petak/8.	7876	srijeda/13.	10142	7879	1211	9192	8878	9090
	II	utorak/12.	2	2	520	nedjelja/10.	2907	petak/29.	6062	4231	358	4824	4093	4588
	I+II	utorak/12.	2	36	1234	nedjelja/10.	11820	petak/29.	15723	12109	1569	14016	12971	13679
Avgust	I	utorak/30.	2	25	624	nedjelja/21.	8495	petak/12.	10144	8173	1224	9467	9198	9397
	II	utorak/30.	3	3	624	nedjelja/21.	4385	petak/5.	5920	4814	369	5315	4806	5183
	I+II	utorak/30.	2	32	1228	nedjelja/21.	12880	petak/12.	15859	12988	1593	14781	14004	14581
Septembar	I	srijeda/28.	2	15	753	nedjelja/18.	7193	petak/30.	10684	8135	979	9414	8288	9114
	II	srijeda/28.	3	4	652	nedjelja/25.	3505	petak/30.	6151	4607	346	5178	4331	4952
	I+II	srijeda/28.	2	21	1268	nedjelja/25.	10780	petak/30.	16835	12742	1324	14592	12619	14066
Oktobar	I	utorak/4.	1	21	749	nedjelja/2.	7320	petak/21.	10167	8199	953	9471	8482	
	II	utorak/4.	2	4	528	nedjelja/23.	3627	petak/7.	6071	4594	407	5266	4447	
	I+II	srijeda/19.	2	33	1244	nedjelja/2.	10969	petak/21.	16077	12793	1360	14736	12930	
Novembar	I	utorak/8.	1	18	719	nedjelja/13.	7119	petak/4.	9782	7956	1060	9117	8164	
	II	utorak/29.	2	3	514	nedjelja/27.	3360	petak/4.	5424	4318	342	4796	4061	
	I+II	utorak/15.	1	29	1201	nedjelja/27.	10587	petak/4.	15206	12274	1402	13913	12224	
Decembar	I	utorak/20.	2	8	719	nedjelja/25.	4610	subota/31.	9607	7249	741	8303	7223	
	II	četvrtak/8.	3	2	487	nedjelja/9.	2527	petak/9.	5278	3882	243	4417	3414	
	I+II	utorak/20.	2	19	1204	nedjelja/25.	7137	subota/31.	14783	11131	984	12720	10637	
Godina	I	srijeda/27.1.	2	3	753	nedjelja/31.1.	4158	petak/30.9.	10684	7690	942	8920	7956	9127
	II	srijeda/20.1.	4	1	652	četvrtak/7.1.	1596	petak/30.9.	6151	4066	307	4624	3793	4801
	I+II	srijeda/9.3.	3	16	1268	četvrtak/7.1.	6018	petak/30.9.	16835	11757	1250	13544	11750	13928

BROJANJE VOZILA NA MREŽI PUTEVA U REPUBLICI SRPSKOJ – 2017. GODINA
VEHICLE COUNTING ON THE ROAD NETWORK OF THE REPUBLIC OF SRPSKA – YEAR 2017

TRAFFIC PARAMETERS

Automatic counter number
 Location / Mileage [km+m]
 Road number / Section

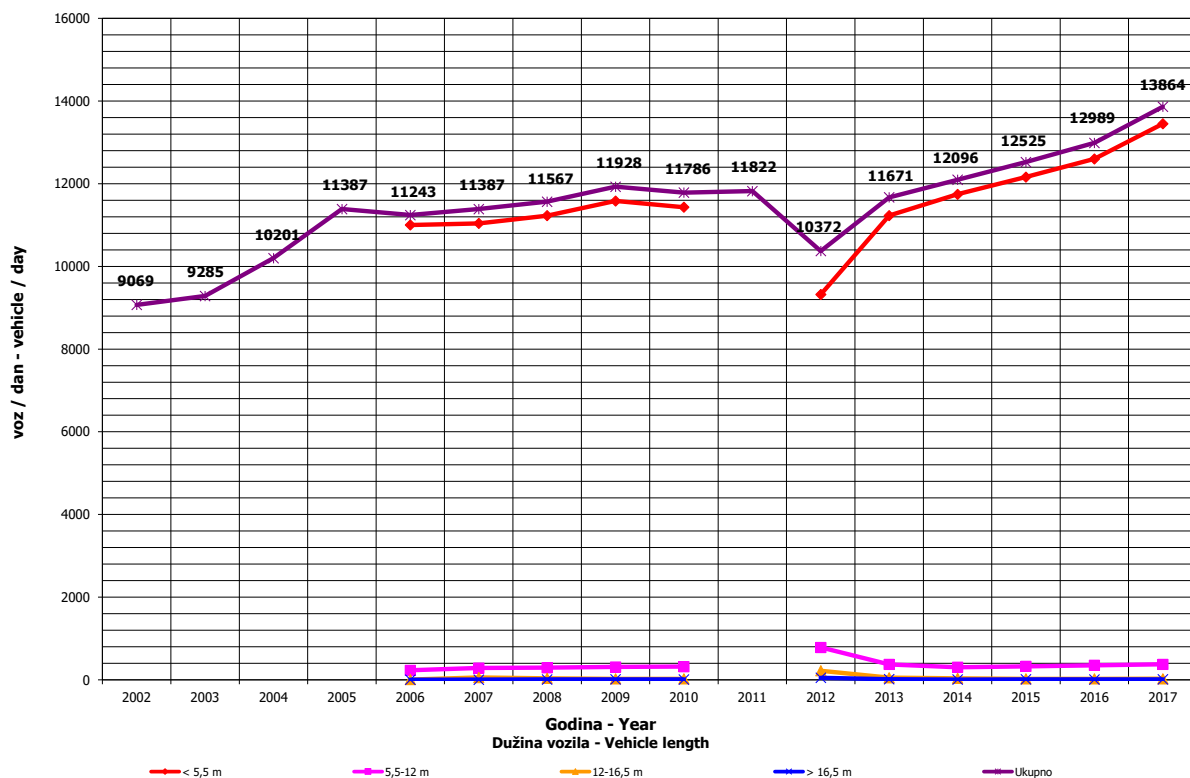
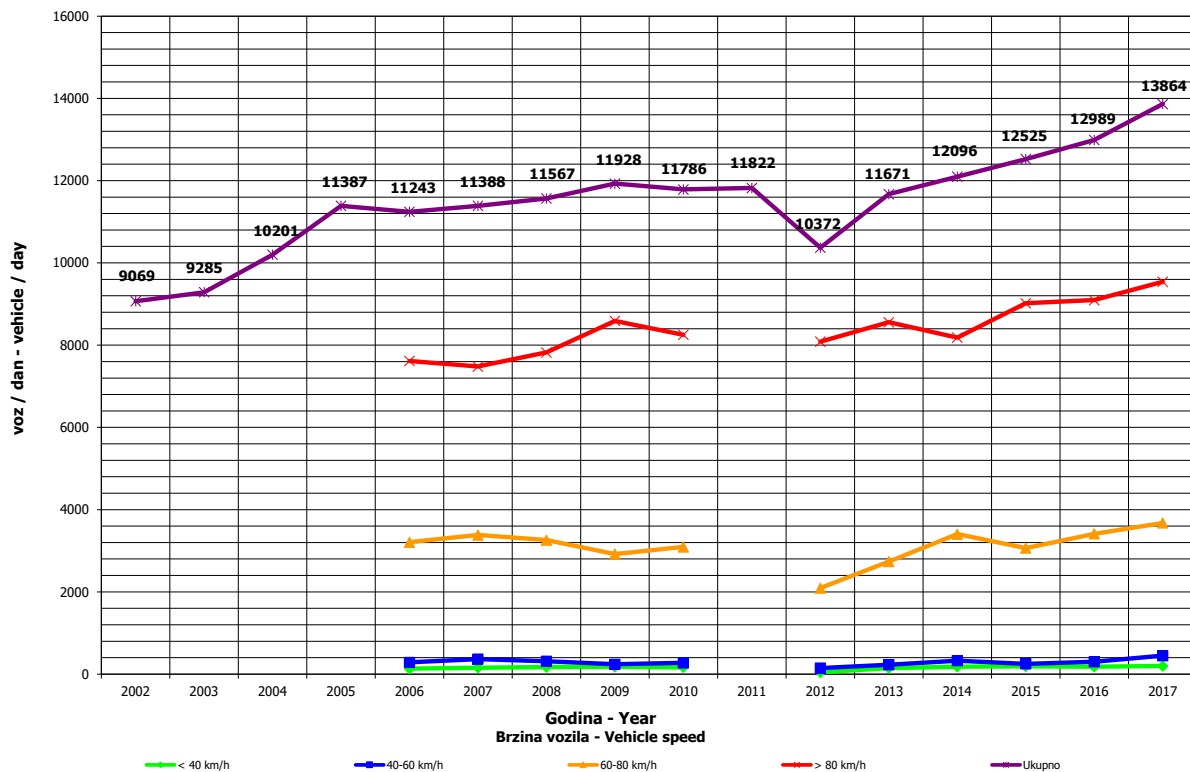
000049
 Trn / 5+697,00
 M 16 (MI-101) / Klačnice 2 - Šargovac

Month	Direction	minimum hour		maximum hour		veh/h	veh/day	minimum day		maximum day		day time average (5-21 h)	night average (21-05 h)	working day average	weekend average	summer average
		date/day	hour	date/day	hour			date/day	veh/day	date/day	veh/day					
January	I	27/Wednesday	2	3	4/Monday	16	701	31/Sunday	4158	4/Monday	9005	6428	736	7877	6177	
	II	20/Wednesday	4	1	5/Tuesday	13	473	7/Thursday	1596	5/Tuesday	4834	3207	242	3948	2758	
	I+II	26/Tuesday	1	19	4/Monday	13	1130	7/Thursday	6018	5/Tuesday	13604	9635	978	11825	8934	
February	I	13/Saturday	4	10	26/Friday	16	670	7/Sunday	4989	26/Friday	8935	6813	647	7853	6427	
	II	3/Wednesday	1	2	5/Friday	16	432	7/Sunday	2031	26/Friday	4810	3322	221	3833	2783	
	I+II	4/Thursday	2	18	26/Friday	16	1076	7/Sunday	7020	26/Friday	13745	10135	868	11686	9209	
March	I	10/Thursday	3	4	18/Friday	16	743	9/Wednesday	6059	31/Thursday	10097	7587	778	8588	7723	
	II	14/Monday	1	1	31/Thursday	16	447	13/Sunday	2609	31/Thursday	5289	3788	235	4276	3293	
	I+II	9/Wednesday	3	16	18/Friday	16	1168	13/Sunday	9143	31/Thursday	15386	11374	1013	12864	11016	
April	I	18/Monday	2	20	5/Tuesday	15	731	3/Sunday	6720	29/Friday	10236	7922	923	9182	8171	
	II	25/Monday	3	4	4/Monday	12	504	3/Sunday	2654	29/Friday	5394	3906	288	4385	3811	
	I+II	19/Monday	1	32	5/Tuesday	13	1214	3/Sunday	9374	29/Friday	15630	11828	1211	13567	11982	
May	I	31/Tuesday	2	14	20/Friday	16	713	15/Sunday	7252	13/Friday	10074	8078	1013	9441	8455	
	II	6/Friday	2	1	20/Friday	16	491	8/Sunday	3024	4/Wednesday	5171	3975	313	4597	3726	
	I+II	31/Tuesday	2	29	20/Friday	16	1204	1/Sunday	10657	20/Friday	15171	12053	1327	14038	12181	
June	I	21/Tuesday	1	18	3/Friday	16	733	19/Sunday	7235	3/Friday	10142	7867	1042	9132	8294	8909
	II	16/Thursday	2	3	5/Sunday	12	509	19/Sunday	3131	3/Friday	5492	4152	326	4653	3998	4478
	I+II	22/Wednesday	3	28	3/Friday	16	1234	19/Sunday	10366	3/Friday	15634	12019	1368	13785	12292	13387
July	I	10/Sunday	2	14	13/Wednesday	16	733	8/Friday	7876	13/Wednesday	10142	7879	1211	9192	8878	9090
	II	12/Tuesday	2	2	29/Friday	15	520	10/Sunday	2907	29/Friday	6062	4231	358	4824	4093	4588
	I+II	12/Tuesday	2	36	13/Wednesday	16	1234	10/Sunday	11820	29/Friday	15723	12109	1569	14016	12971	13679
August	I	30/Tuesday	2	25	14/Sunday	12	725	21/Sunday	8495	12/Friday	10144	8173	1224	9467	9198	9397
	II	30/Tuesday	3	3	29/Monday	10	624	21/Sunday	4385	5/Friday	5920	4814	369	5315	4806	5183
	I+II	30/Tuesday	2	32	29/Monday	10	1228	21/Sunday	12880	12/Friday	15859	12988	1593	14781	14004	14581
September	I	28/Wednesday	2	15	30/Friday	22	753	18/Sunday	7193	30/Friday	10684	8135	979	9414	8288	9114
	II	28/Wednesday	3	4	24/Saturday	11	652	25/Sunday	3505	30/Friday	6151	4607	346	5178	4331	4952
	I+II	28/Wednesday	2	21	24/Saturday	12	1268	25/Sunday	10780	30/Friday	16835	12742	1324	14592	12619	14066
October	I	4/Tuesday	1	21	21/Friday	16	749	2/Sunday	7320	21/Friday	10167	8199	953	9471	8482	
	II	4/Tuesday	2	4	7/Friday	17	528	23/Sunday	3627	7/Friday	6071	4594	407	5266	4447	
	I+II	19/Wednesday	2	33	21/Friday	16	1244	2/Sunday	10969	21/Friday	16077	12793	1360	14736	12930	
November	I	8/Tuesday	1	18	11/Friday	15	719	13/Sunday	7119	4/Friday	9782	7956	1060	9117	8164	
	II	29/Tuesday	2	3	4/Friday	17	514	27/Sunday	3360	4/Friday	5424	4318	342	4796	4061	
	I+II	15/Tuesday	1	29	11/Friday	16	1201	27/Sunday	10587	4/Friday	15206	12274	1402	13913	12224	
December	I	20/Tuesday	2	8	16/Friday	15	719	25/Sunday	4610	31/Saturday	9607	7249	741	8303	7223	
	II	8/Thursday	3	2	31/Saturday	15	487	25/Sunday	2527	9/Friday	5278	3882	243	4417	3414	
	I+II	20/Tuesday	2	19	31/Saturday	15	1204	25/Sunday	7137	31/Saturday	14783	11131	984	12720	10637	
Year	I	January 20/Wednesday	2	3	September 30/Friday	22	753	January 31/Sunday	4158	September 30/Friday	10684	7690	942	8920	7956	9127
	II	January 20/Wednesday	4	1	September 24/Saturday	11	652	January 7/Thursday	1596	September 30/Friday	6151	4066	307	4624	3793	4801
	I+II	March 9/Wednesday	3	16	September 24/Saturday	12	1268	January 7/Thursday	6018	September 30/Friday	16835	11757	1250	13544	11750	13928

GODIŠNJA NERAVNOMJERNOST SAOBRAĆAJNOG TOKA TRAFFIC FLOW ANNUAL VARIATION

Automatski brojač broj - Automatic counter number
 Lokalizet - Location / Stacionaža - Mileage [km+m]
 Broj puta - Road number / Dionica - Section

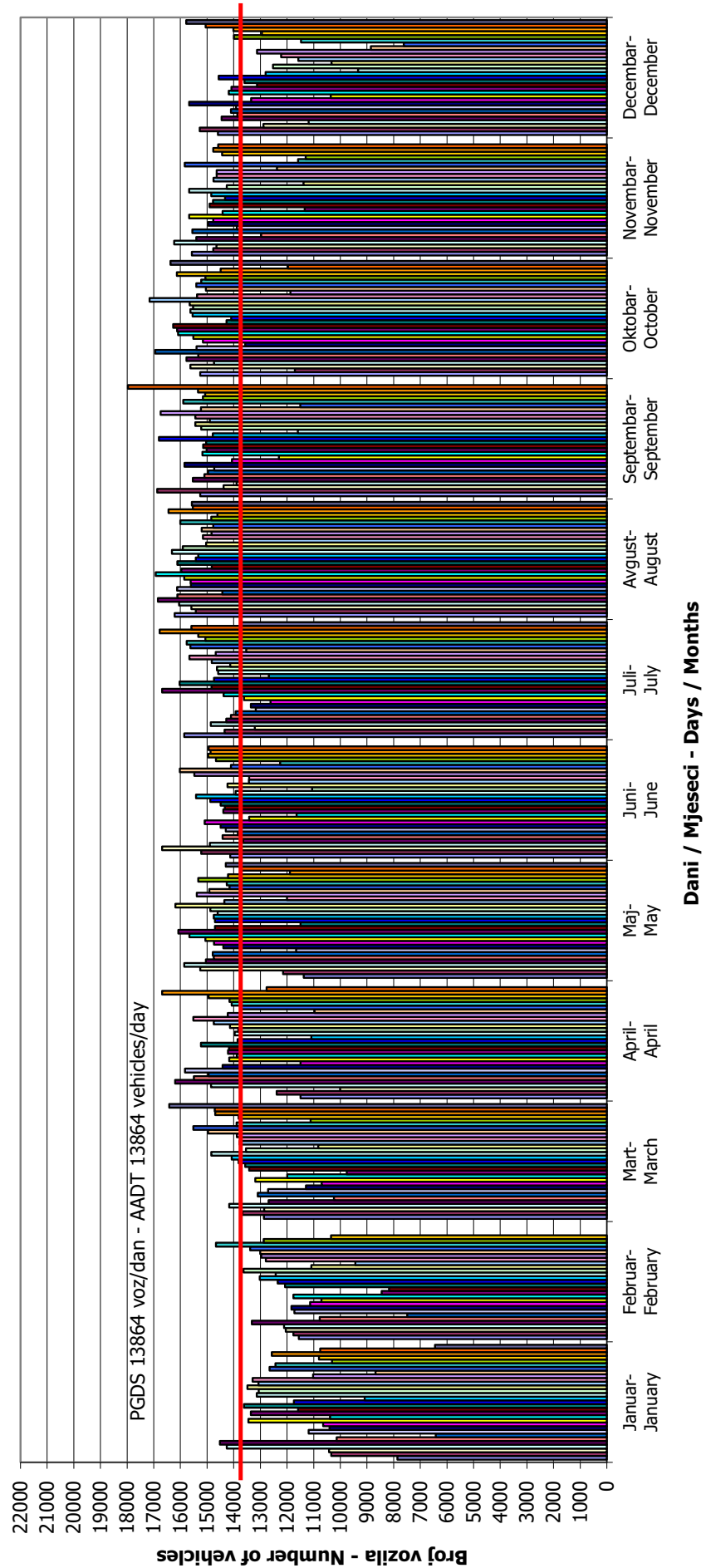
000049
 Trn / 5+697,00
 M 16 (MI-101) / Klašnice 2 - Šargovac



**DNEVNA NERAVNOMJERNOST SAOBRAĆAJNOG TOKA
 TRAFFIC FLOW DAILY VARIATION**

Automatski brojač broj - Automatic counter number
 Lokalizet - Location / Stacionaža - Mileage [km+m]
 Broj puta - Road number/ Dionica - Section

000049
 Trn / 5+697,00
 M 16 (MI-101) / Klačnice 2 - Šargovac

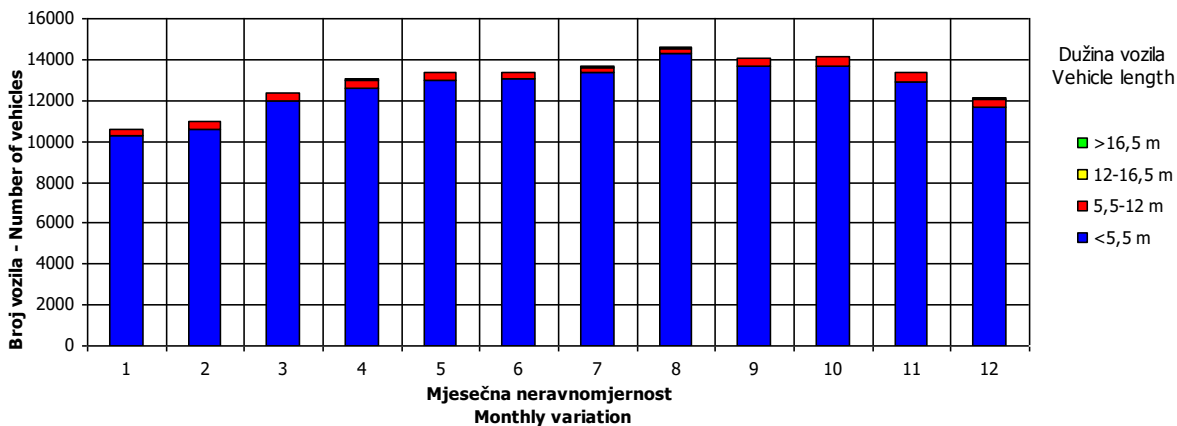
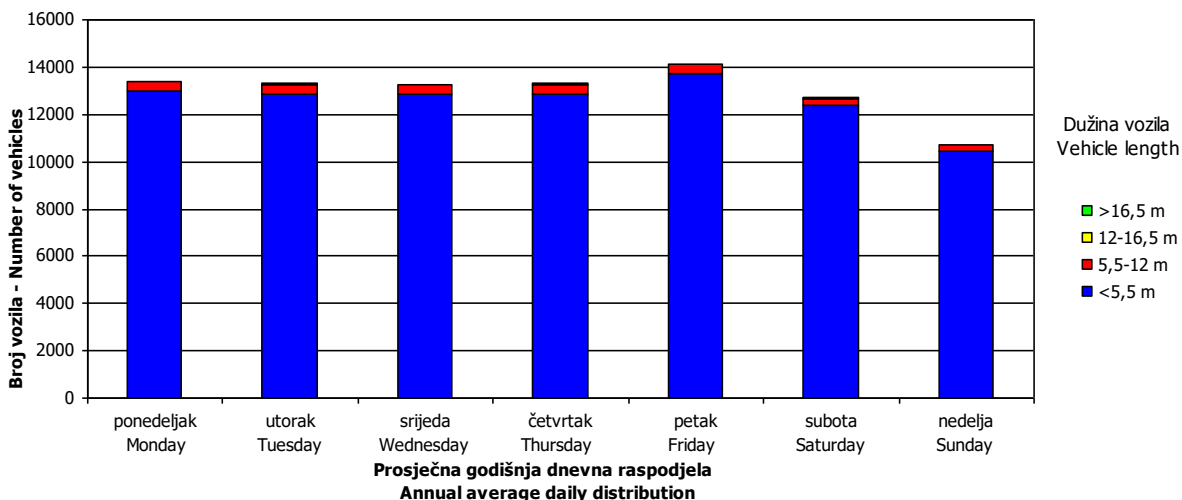
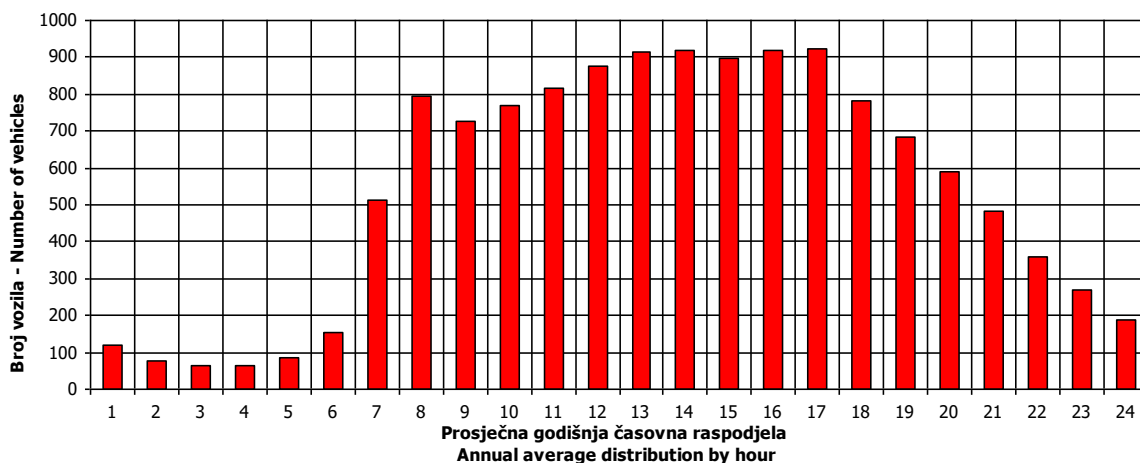


VREMENSKA RASPODJELA SAOBRAĆAJNOG TOKA TRAFFIC FLOW TIME DISTRIBUTION

Automatski brojač broj - Automatic counter number
 Lokalizet - Location / Stacionaža - Mileage [km+m]
 Broj puta - Road number / Dionica - Section

000049
 Trn / 5+697,00
 M 16 (MI-101) / Klašnice 2 - Šargovac

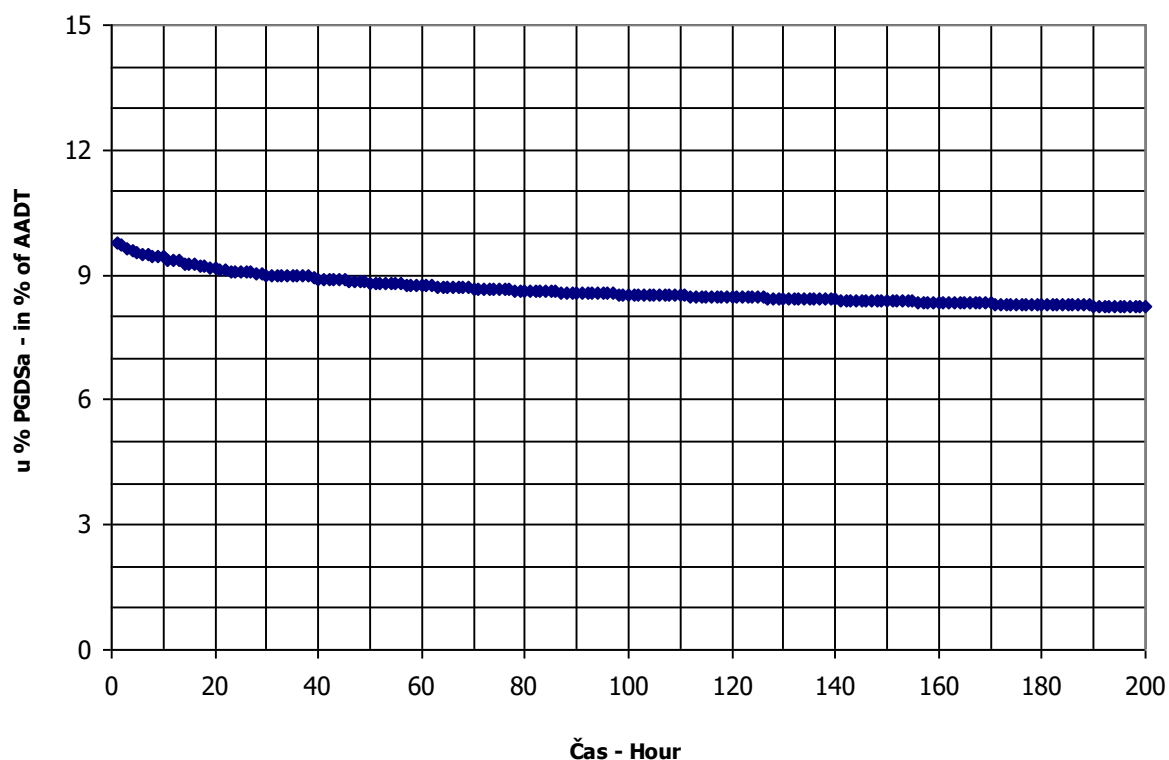
PGDS 13864 voz/dan AADT 13864 veh/day



SATNA DISTRIBUCIJA SAOBRAĆAJNOG TOKA
TRAFFIC FLOW HOURLY DISTRIBUTION

Automatski brojač broj - Automatic counter number 000049
 Lokalitet - Location / Stacionaža - Mileage [km+m] Trn / 5+697,00
 Broj puta - Road number / Dionica - Section M 16 (MI-101) / Klašnice 2 - Šargovac

PGDS - AADT	13864 voz/dan - veh/day							
Čas - Hour	Maksimalni vršni sat - Maximum peak hour	10	20	30	40	50	100	200
Sat u danu - Hour of day	12	12	17	15	16	16	14	11
Sat u godini - Hour in year	6421	5437	7410	3712	6377	6545	6423	5412
Dan - Day of week	subota - Saturday	nedelja - Sunday	petak - Friday	petak - Friday	četvrtak - Thursday	četvrtak - Thursday	subota - Saturday	subota - Saturday
Datum - Date	24	14	4	3	22	29	24	13
Mjesec - Month	septembar - September	avgust - August	novembar - November	juni - June	septembar - September	septembar - September	septembar - September	avgust - August
Vrijednost - Value	1268	1226	1190	1169	1157	1145	1109	1070
% - percent	9.76	9.44	9.16	9.00	8.91	8.81	8.54	8.24



BROJANJE VOZILA NA MREŽI PUTEVA U REPUBLICI SRPSKOJ – 2017. GODINA
VEHICLE COUNTING ON THE ROAD NETWORK OF THE REPUBLIC OF SRPSKA – YEAR 2017

MJESEČNI BROJ VOZILA
MONTHLY NUMBER OF VEHICLES

Automatski brojač broj - Automatic counter number 000050
 Lokalitet - Location / Stacionaža - Mileage [km+m] Trn / 5+650,00
 Broj puta - Road number / Dionica - Section M 16L (MI-101) / Klašnice 2 - Šargovac

	Mjesec - Month											
	Januar- January	Februar- February	Mart- March	April- April	Maj- May	Jun- June	Jul- July	August- August	Septembar- September	Oktoibar- October	Novembar- November	Decembar- December
1	14643	12308	12949	15526	12014	14779	15885	15913	15532	14284	15024	14409
2	16153	12487	12832	16227	14977	14889	14687	15468	16930	11908	17357	15301
3	13390	11974	13215	10025	9442	17737	11017	16540	14298	15080	17607	12231
4	8060	12081	14334	14681	11386	14116	15157	16056	11758	14452	16601	10239
5	7512	12007	11937	14506	16129	11764	14508	17106	15316	15090	18840	13659
6	12626	5610	9533	14862	16652	14807	14842	15634	14882	15375	17319	13747
7	10596	5049	13679	16149	15485	14583	14794	12251	14858	17605	13735	13661
8	14412	8819	13597	18317	15938	15388	16162	14814	15135	15100	16342	15289
9	14988	7314	13555	13877	13536	16345	14718	14890	16559	11139	14650	13470
10	12617	9007	13757	10393	16140	16575	11280	14976	13588	15092	15022	8943
11	9516	9066	14253	14995	15607	13637	14473	15419	11350	14890	16237	7245
12	11063	10238	12251	15188	16790	11288	15044	16755	14641	15162	14075	12037
13	13352	6772	9615	15163	16574	14994	15431	15181	15441	15275	10538	12138
14	13679	4296	13296	16610	14403	15010	16269	12931	14840	16554	14591	12510
15	15293	8880	13208	10803	9169	14782	17545	15827	14472	13694	13850	12695
16	15554	10787	13536	10677	14212	14970	14985	16204	16056	11123	14321	14188
17	14016	10908	13975	8648	14824	14704	12236	16031	13560	14998	14592	12429
18	11288	11212	15249	11590	14861	12993	15879	15252	11556	14719	16101	9123
19	14076	12197	12571	14462	15993	11572	15598	16386	15113	15027	13203	14031
20	14321	10424	10330	14121	16939	14681	15624	14306	14961	15224	10781	13378
21	13888	8089	13688	14455	14100	14435	15816	11552	15028	16866	14389	13522
22	13958	11530	13571	15760	11880	14535	17423	14522	15241	14176	14676	14165
23	11213	12049	13840	13037	14935	15201	15422	14502	17132	12030	10299	16071
24	12503	12535	14095	10764	14429	17085	11854	14454	13937	14751	14895	15570
25	13492	14459	15059	14093	14297	14643	15910	17195	11712	14651	16056	11199
26	14144	13895	12584	14344	15074	11826	15524	19458	14819	15235	13281	15317
27	12653	11449	10250	14396	15990	14671	15725	19806	14724	15708	10288	15204
28	13199	8390	11220	15617	13866	14679	16697	11509	14726	17050	14195	13537
29	13596		15172	17897	11348	14510	17843	15007	15708	14125	14379	15507
30	11178		14246	16523	15122	15137	15334	15818	16637	10333	14226	16726
31	8256		14794		14495		12936	15049		14959		14757
Ukupno- Total	395198	296798	406209	423756	446615	436326	466603	476812	440530	451684	437493	412303
Prosjek- Average	12748	10234	13104	14125	14407	14544	15052	15381	14684	14570	14583	13300
Godišnji prosjek (PGDS) - Annual average (AADT)												13908

BROJANJE VOZILA NA MREŽI PUTEVA U REPUBLICI SRPSKOJ – 2017. GODINA
VEHICLE COUNTING ON THE ROAD NETWORK OF THE REPUBLIC OF SRPSKA – YEAR 2017

STRUKTURA SAOBRAĆAJNOG TOKA
TRAFFIC FLOW COMPOSITION

Automatski brojač broj - Automatic counter number
 Lokalizet - Location / Stacionaža - Mileage [km+m]
 Broj puta - Road number / Dionica - Section

000050
 Trn / 5+650,00
 M 16L (MI-101) / Klašnice 2 - Šargovac

Mjesec- Month	Smjer- Direction	Dužina vozila - Vehicle length								Ukupno- Total
		< 5,5 m	(%)	5,5 - 12 m	(%)	12 - 16,5 m	(%)	< 16,5 m	(%)	
Januar - January	I	243484	93.0	14500	5.5	3641	1.4	251	0.1	261875
	II	127755	95.8	4510	3.4	1028	0.8	30	0.0	133323
	ukupno - total	371240	93.9	19009	4.8	4669	1.2	280	0.1	395198
Februar - February	I	194317	92.5	12964	6.2	2436	1.2	257	0.1	209974
	II	84845	97.7	1841	2.1	128	0.1	11	0.0	86824
	ukupno - total	279162	94.1	14805	5.0	2564	0.9	268	0.1	296798
Mart - March	I	261095	92.5	17775	6.3	3013	1.1	319	0.1	282201
	II	121811	98.2	2051	1.7	124	0.1	22	0.0	124008
	ukupno - total	382906	94.3	19825	4.9	3136	0.8	341	0.1	406209
April - April	I	266987	92.7	17768	6.2	3004	1.0	243	0.1	288003
	II	133425	98.3	2182	1.6	122	0.1	25	0.0	135753
	ukupno - total	400413	94.5	19950	4.7	3126	0.7	268	0.1	423756
Maj - May	I	275884	92.2	19160	6.4	3656	1.2	511	0.2	299211
	II	145239	98.5	1978	1.3	160	0.1	28	0.0	147405
	ukupno - total	421123	94.3	21138	4.7	3816	0.9	539	0.1	446615
Juni - June	I	270470	94.4	14155	4.9	1575	0.5	189	0.1	286389
	II	148536	99.1	1322	0.9	46	0.0	32	0.0	149936
	ukupno - total	419006	96.0	15478	3.5	1621	0.4	221	0.1	436326
Juli - July	I	294932	95.2	13428	4.3	1258	0.4	228	0.1	309847
	II	154978	98.9	1597	1.0	86	0.1	94	0.1	156756
	ukupno - total	449910	96.4	15025	3.2	1345	0.3	322	0.1	466603
Avgust - August	I	301612	95.0	14065	4.4	1613	0.5	267	0.1	317557
	II	153420	96.3	4545	2.9	1034	0.6	256	0.2	159256
	ukupno - total	455032	95.4	18610	3.9	2648	0.6	523	0.1	476812
Septembar - September	I	273389	93.6	16048	5.5	2487	0.9	229	0.1	292153
	II	145528	98.1	2615	1.8	192	0.1	43	0.0	148377
	ukupno - total	418917	95.1	18663	4.2	2679	0.6	272	0.1	440530
Oktobar - October	I	278848	92.6	18554	6.2	3645	1.2	245	0.1	301292
	II	147279	97.9	2897	1.9	182	0.1	33	0.0	150392
	ukupno - total	426127	94.3	21451	4.7	3827	0.8	278	0.1	451684
Novembar - November	I	261332	91.8	18453	6.5	4659	1.6	216	0.1	284661
	II	147012	96.2	4894	3.2	902	0.6	25	0.0	152833
	ukupno - total	408345	93.3	23346	5.3	5561	1.3	241	0.1	437493
Decembar - December	I	252787	91.9	17772	6.5	4344	1.6	260	0.1	275165
	II	132606	96.7	3962	2.9	547	0.4	23	0.0	137139
	ukupno - total	385394	93.5	21734	5.3	4892	1.2	284	0.1	412303
Ukupno (godišnje) - Total (annual)	I	3175139	93.2	194642	5.7	35331	1.0	3215	0.1	3408326
	II	1642437	97.6	34393	2.0	4551	0.3	621	0.0	1682002
	ukupno - total	4817576	94.6	229035	4.5	39882	0.8	3836	0.1	5090328
Prosjeak (PGDS) - Average (AADT)	I	8675	93.2	532	5.7	97	1.0	9	0.1	9312
	II	4488	97.6	94	2.0	12	0.3	2	0.0	4596
	ukupno - total	13163	94.6	626	4.5	109	0.8	10	0.1	13908

BRONANJE VOZILA NA MREŽI PUTEVA U REPUBLICI SRPSKOJ – 2017. GODINA
VEHICLE COUNTING ON THE ROAD NETWORK OF THE REPUBLIC OF SRPSKA – YEAR 2017

SAOBRAĆAJNI POKAZATELJI

000050
 Trn / 5+650,00
 M 16L (MI-101) / Klašnice 2 - Šargovac

Automatski brojač broj
 Lokalizet / Stacionaža [km+m]
 Broj puta / Dionica

Mjesec	Smjer	minimalni čas		maksimalni čas		minimalni dan		maksimalni dan		dnevni prosjek (05-21 h)	noćni prosjek (21-05 h)	prosijek radnim danom	prosijek vikendom	ljetni prosjek
		datum/dan	čas	voz/h	čas	datum/dan	voz/dan	datum/dan	voz/dan					
Januar	I	srijeda/13.	3	18	subota/9.	15	764	utorak/5.	5373	10225	7003	7828	8055	
	II	subota/9.	2	0	subota/9.	15	542	utorak/5.	6729	6729	305	4027	4047	
	I+II	ponedeljak/25.	3	20	subota/9.	15	1306	utorak/5.	7046	15152	10734	11856	12103	
Februar	I	ponedeljak/8.	2	10	ponedeljak/29.	7	711	nedelja/14.	3463	9129	6156	7330	5381	
	II	ponedeljak/1.	2	0	petak/5.	8	491	nedelja/14.	567	4819	2701	3245	1664	
	I+II	srijeda/10.	2	11	ponedeljak/29.	7	1170	nedelja/14.	4030	13563	8857	10575	7044	
Mart	I	četvrtak/10.	3	16	utorak/29.	7	759	nedelja/6.	6751	9661	7700	8850	7640	
	II	četvrtak/3.	3	0	ponedeljak/21.	7	520	nedelja/13.	2163	4643	3599	4083	2804	
	I+II	četvrtak/10.	3	16	ponedeljak/21.	7	1270	nedelja/6.	8942	14304	11299	12933	10444	
April	I	srijeda/13.	3	20	petak/8.	17	764	nedelja/17.	6112	11050	7589	9284	8441	
	II	utorak/12.	3	0	petak/8.	17	574	nedelja/17.	2000	6132	3855	4582	3573	
	I+II	četvrtak/21.	3	24	petak/8.	17	1338	nedelja/17.	8112	17182	11444	13866	12013	
Maj	I	utorak/17.	2	32	četvrtak/12.	16	873	nedelja/15.	6562	10732	7768	1285	8631	
	II	utorak/10.	2	0	ponedeljak/23.	7	570	nedelja/15.	2039	6060	4133	4780	3881	
	I+II	srijeda/25.	1	33	četvrtak/12.	16	1322	nedelja/15.	8601	15889	11901	1612	12511	
Juni	I	petak/17.	2	32	petak/3.	16	710	petak/17.	7402	10572	7671	9182	8329	8954
	II	srijeda/1.	2	0	ponedeljak/13.	7	598	nedelja/12.	2838	6391	4303	5080	3612	4689
	I+II	srijeda/1.	2	35	ponedeljak/13.	7	1304	nedelja/12.	10588	16638	11974	14262	11941	13643
Juli	I	srijeda/6.	2	44	ponedeljak/4.	7	748	nedelja/3.	7546	10727	7840	9612	8877	9375
	II	četvrtak/21.	4	2	ponedeljak/4.	7	621	nedelja/10.	2774	6552	4253	491	5224	4744
	I+II	srijeda/6.	2	49	ponedeljak/4.	7	1369	nedelja/3.	10334	16737	12093	2026	14836	14119
Avgust	I	četvrtak/25.	1	30	utorak/16.	7	715	nedelja/28.	7891	10719	8131	1477	9834	9608
	II	petak/19.	2	4	subota/27.	18	627	nedelja/21.	2720	9723	4341	4997	4310	4820
	I+II	utorak/30.	2	53	četvrtak/25.	15	1240	nedelja/28.	10796	18578	12472	1956	14831	13270
Septembar	I	srijeda/21.	2	41	ponedeljak/5.	7	753	nedelja/11.	7702	10351	7956	1178	9397	9134
	II	četvrtak/8.	4	1	ponedeljak/5.	7	632	nedelja/11.	2945	6149	320	5047	3519	4639
	I+II	srijeda/28.	1	42	ponedeljak/5.	7	1385	nedelja/11.	10647	16070	12275	1499	14443	13774
Oktobar	I	ponedeljak/31.	2	30	ponedeljak/24.	7	746	nedelja/30.	7221	10454	8016	9468	8377	
	II	ponedeljak/24.	1	1	ponedeljak/31.	7	611	nedelja/30.	2472	6122	4293	4994	3622	
	I+II	ponedeljak/31.	2	34	ponedeljak/31.	7	1352	nedelja/30.	9693	16514	12308	1359	14462	11999
Novembar	I	ponedeljak/28.	2	23	subota/5.	15	821	nedelja/27.	7084	10412	7923	1161	9108	8413
	II	srijeda/9.	3	0	četvrtak/3.	7	594	nedelja/27.	2566	7893	4484	390	4951	4377
	I+II	utorak/22.	2	26	subota/5.	15	1386	nedelja/27.	9650	17672	12407	1551	14059	12790
Decembar	I	nedelja/11.	4	11	četvrtak/29.	15	755	nedelja/11.	5019	10125	7441	884	8677	7463
	II	utorak/27.	2	0	srijeda/28.	15	568	nedelja/11.	1777	6595	3935	216	4565	3140
	I+II	ponedeljak/12.	2	14	četvrtak/29.	15	1281	nedelja/11.	6796	15689	11376	1100	13242	10603
Godina	I	ponedeljak/8.2.	2	10	četvrtak/12.5.	16	873	nedelja/14.2.	3463	11050	7599	1143	8988	9268
	II	subota/9.1.	2	0	ponedeljak/5.9.	7	632	nedelja/14.2.	567	9723	3996	319	4631	3524
	I+II	srijeda/10.2.	2	11	subota/5.11.	15	1386	nedelja/14.2.	4030	18578	11595	1462	13619	13991

BROJANJE VOZILA NA MREŽI PUTEVA U REPUBLICI SRPSKOJ – 2017. GODINA
VEHICLE COUNTING ON THE ROAD NETWORK OF THE REPUBLIC OF SRPSKA – YEAR 2017

TRAFFIC PARAMETERS

Automatic counter number
 Location / Mileage [km+m]
 Road number / Section

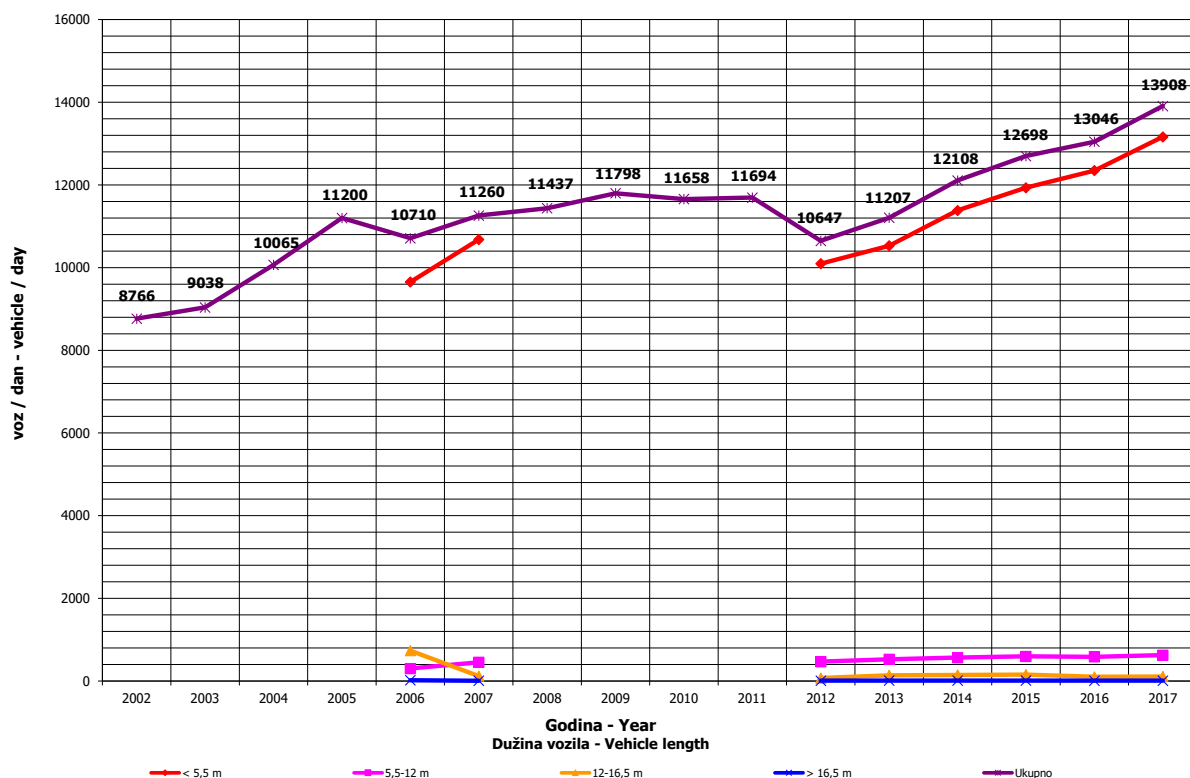
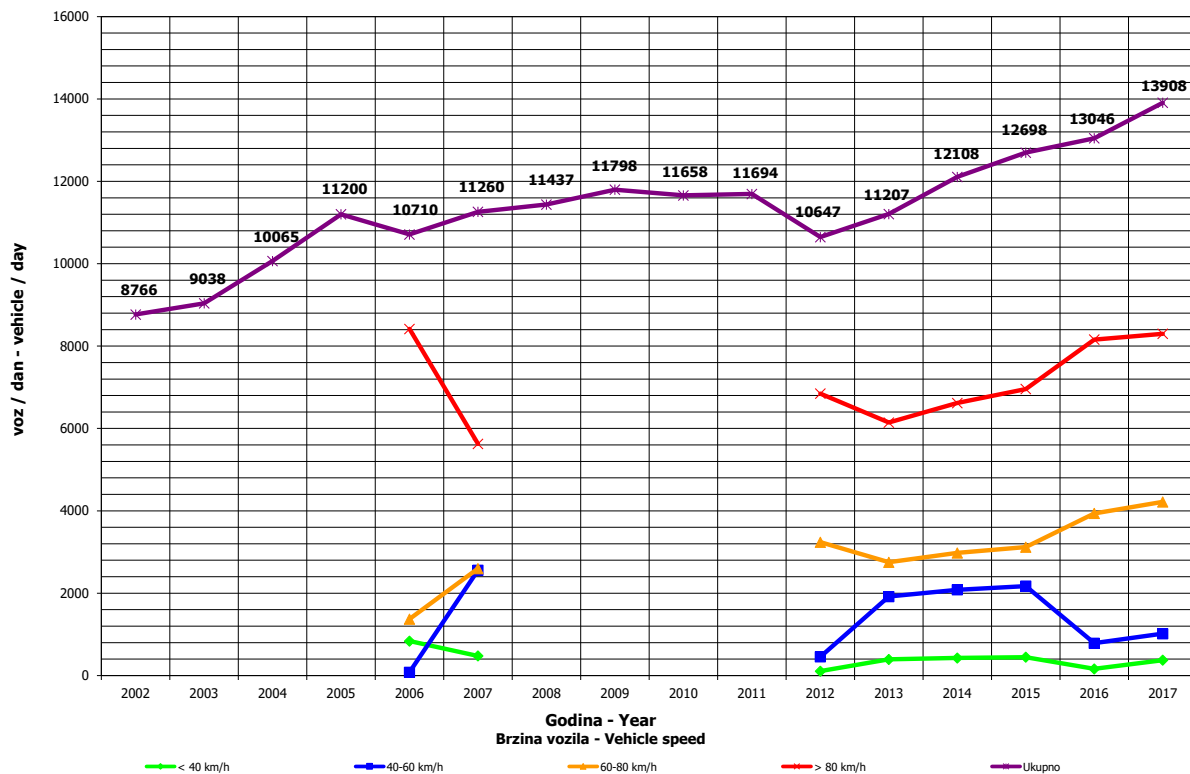
000050
 Trn / 5+650,00
 M 16L (MI-101) / Klačnice 2 - Šargovac

Month	Direction	minimum hour		maximum hour		minimum day		maximum day		day time average (5-21 h)	night average (21-05 h)	working day average	weekend average	summer average
		date/day	hour	veh/h	date/day	hour	veh/day	date/day	veh/day					
January	I	13/Wednesday	3	18	9/Saturday	15	764	5/Tuesday	10225	7003	921	7828	8055	
	II	9/Saturday	2	0	9/Saturday	15	542	5/Tuesday	6729	3731	305	4027	4047	
	I+II	25/Monday	3	20	9/Saturday	15	1306	5/Tuesday	7046	10734	1226	11856	12103	
February	I	8/Monday	2	10	29/Monday	7	711	14/Sunday	3463	6156	636	7330	5381	
	II	1/Monday	2	0	5/Friday	8	491	14/Sunday	567	4819	108	3245	1664	
	I+II	10/Wednesday	2	11	29/Monday	7	1170	14/Sunday	4030	8857	744	10575	7044	
March	I	10/Thursday	3	16	29/Tuesday	7	759	6/Sunday	9661	7700	838	8850	7640	
	II	3/Thursday	3	0	21/Monday	7	520	13/Sunday	2163	3599	154	4083	2804	
	I+II	10/Thursday	3	16	21/Monday	7	1270	6/Sunday	8942	11299	992	12933	10444	
April	I	12/Wednesday	3	20	8/Friday	17	764	17/Sunday	6112	7589	1414	9284	8441	
	II	13/Wednesday	3	0	8/Friday	17	574	17/Sunday	2000	3855	391	4582	3573	
	I+II	21/Thursday	3	24	8/Friday	17	1338	17/Sunday	8112	11444	1804	13866	12013	
May	I	17/Thursday	2	32	12/Thursday	16	873	15/Sunday	6562	7768	1285	9285	8631	
	II	10/Tuesday	2	0	23/Monday	7	570	15/Sunday	2039	4133	328	4780	3881	
	I+II	25/Wednesday	1	33	12/Thursday	16	1322	15/Sunday	8601	11901	1612	14065	12511	
June	I	17/Friday	2	32	3/Friday	16	710	17/Friday	7402	7671	1283	9182	8329	8954
	II	1/Wednesday	2	0	13/Monday	7	598	12/Sunday	2838	4303	386	5080	3612	4689
	I+II	17/Wednesday	2	35	13/Monday	7	1304	12/Sunday	10588	11974	1669	14262	11941	13643
July	I	6/Wednesday	2	44	4/Monday	7	748	3/Sunday	7546	7840	1535	9612	8877	9375
	II	21/Thursday	4	2	4/Monday	7	621	10/Sunday	2774	6552	4253	5224	3737	4744
	I+II	6/Wednesday	2	49	4/Monday	7	1369	3/Sunday	10334	12093	2026	14836	12614	14119
August	I	25/Thursday	1	30	16/Tuesday	7	715	28/Sunday	7891	8131	1477	9834	8959	9608
	II	19/Friday	2	4	27/Saturday	18	627	21/Sunday	2720	4341	479	4997	4310	4820
	I+II	30/Thursday	2	53	25/Thursday	15	1240	28/Sunday	10796	12472	1956	14831	13270	14428
September	I	21/Wednesday	2	41	5/Monday	7	753	11/Sunday	7702	7956	1178	9397	8413	9134
	II	8/Thursday	4	1	5/Monday	7	632	11/Sunday	2945	6149	320	5047	3519	4639
	I+II	28/Wednesday	1	42	5/Monday	7	1385	11/Sunday	10647	12275	1499	14443	11932	13774
October	I	31/Monday	2	30	24/Monday	7	746	30/Sunday	7221	8016	1100	9468	8377	
	II	24/Monday	1	1	31/Monday	7	611	30/Sunday	2472	6122	259	4994	3622	
	I+II	31/Monday	2	34	31/Monday	7	1352	30/Sunday	9693	12308	1359	14462	11999	
November	I	28/Monday	2	23	5/Saturday	15	821	27/Sunday	7084	7923	1161	9108	8413	
	II	9/Wednesday	3	0	3/Thursday	7	594	27/Sunday	2566	4484	390	4951	4377	
	I+II	22/Thursday	2	26	5/Saturday	15	1386	27/Sunday	9650	17672	1551	14059	12790	
December	I	11/Sunday	4	11	29/Thursday	15	755	11/Sunday	5019	7441	884	8677	7463	
	II	27/Tuesday	2	0	28/Wednesday	15	568	11/Sunday	1777	6595	216	4565	3140	
	I+II	12/Monday	2	14	29/Thursday	15	1281	11/Sunday	6796	11376	1100	13242	10603	
Year	I	February 8/Monday	2	10	May 12/Thursday	16	873	February 14/Sunday	3463	7599	1143	8988	8081	9268
	II	January 9/Saturday	2	0	September 5/Monday	7	632	February 14/Sunday	567	3996	319	4631	3524	4723
	I+II	February 10/Wednesday	2	11	November 5/Saturday	15	1386	February 14/Sunday	4030	11595	1462	13619	11605	13991

GODIŠNJA NERAVNOMJERNOST SAOBRAĆAJNOG TOKA TRAFFIC FLOW ANNUAL VARIATION

Automatski brojač broj - Automatic counter number
 Lokalizet - Location / Stacionaža - Mileage [km+m]
 Broj puta - Road number / Dionica - Section

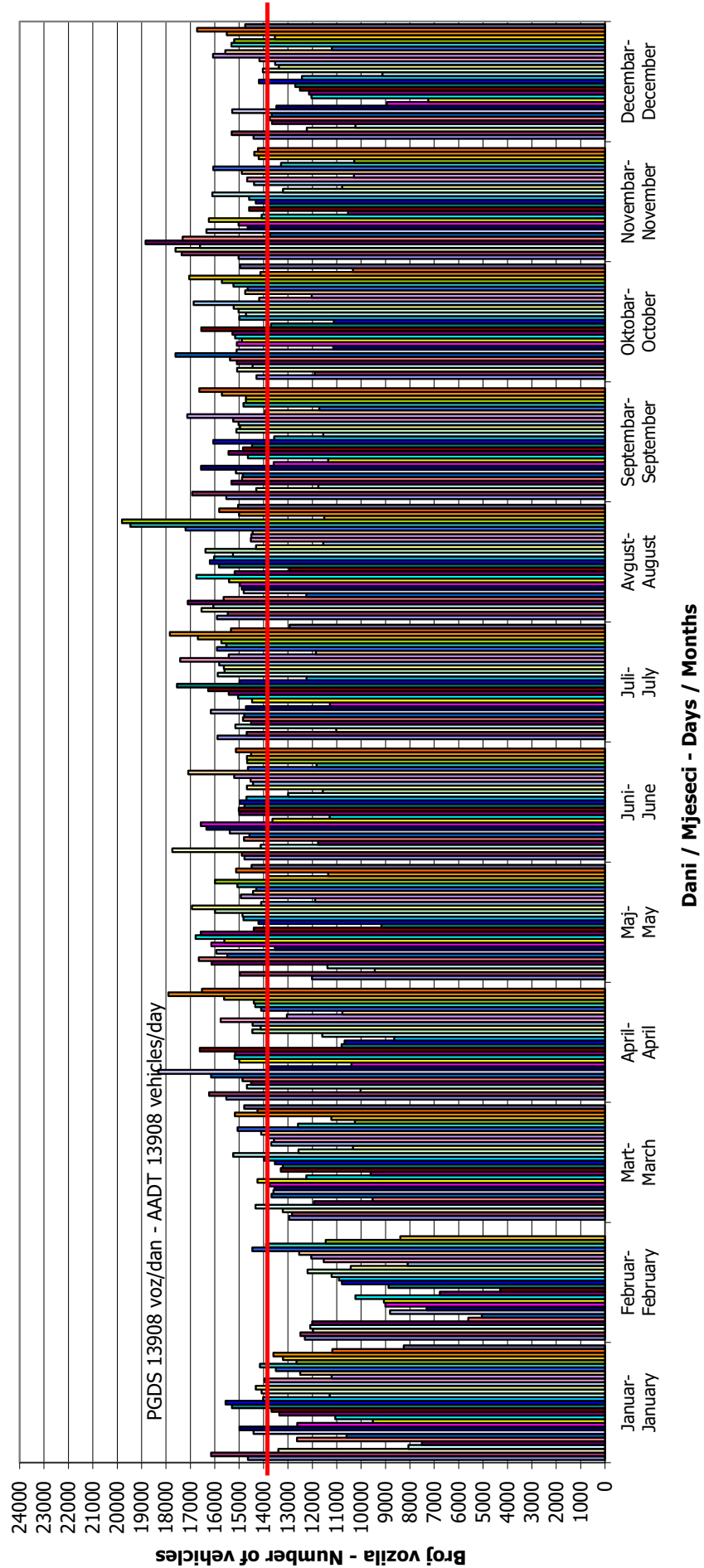
000050
 Trn / 5+650,00
 M 16L (MI-101) / Klašnice 2 - Šargovac



DNEVNA NERAVNOMJERNOST SAOBRAĆAJNOG TOKA
TRAFFIC FLOW DAILY VARIATION

Automatski brojač broj - Automatic counter number
 Lokalizet - Location / Stacionaža - Mileage [km+m]
 Broj puta - Road number/ Dionica - Section

000050
 Trn / 5+650,00
 M 16L (MI-101) / Klačnice 2 - Šargovac

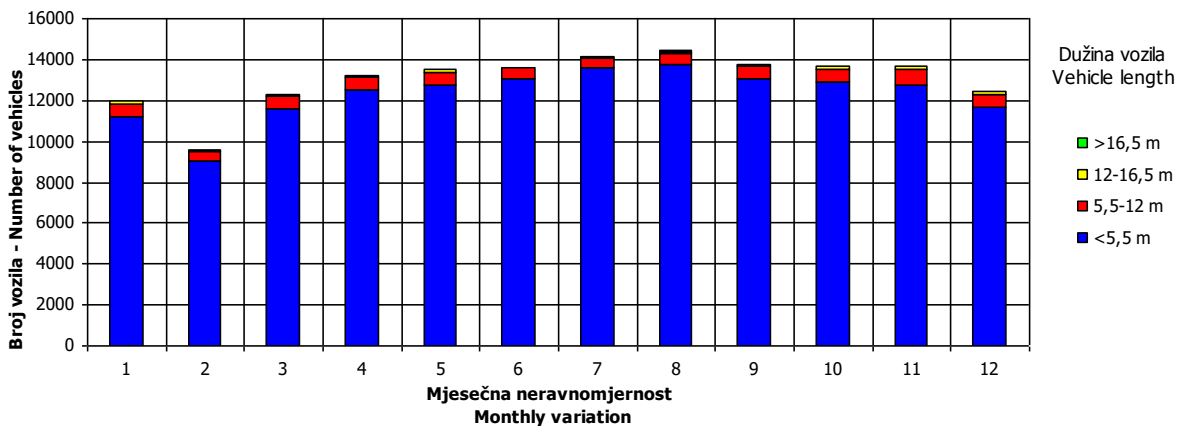
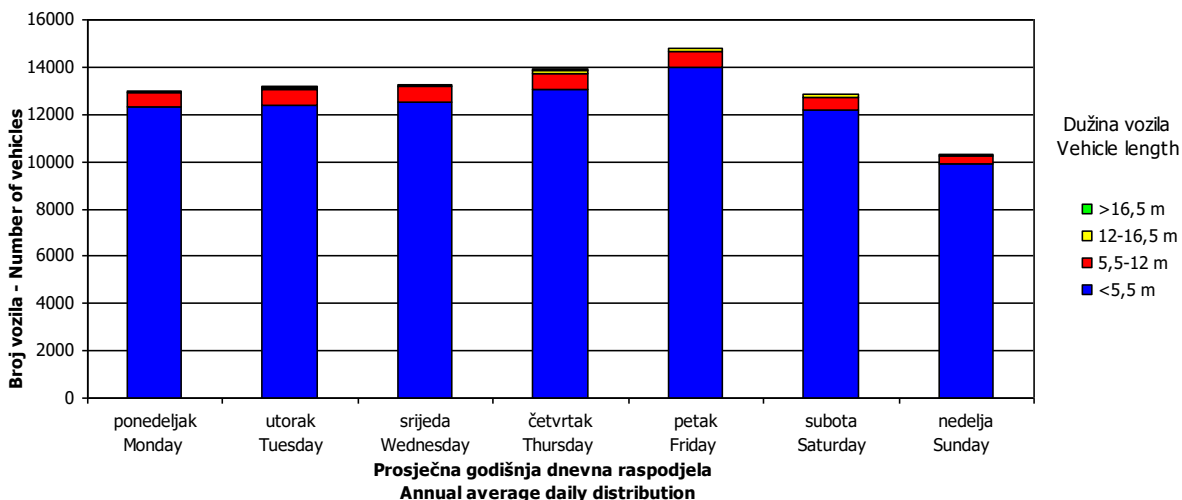
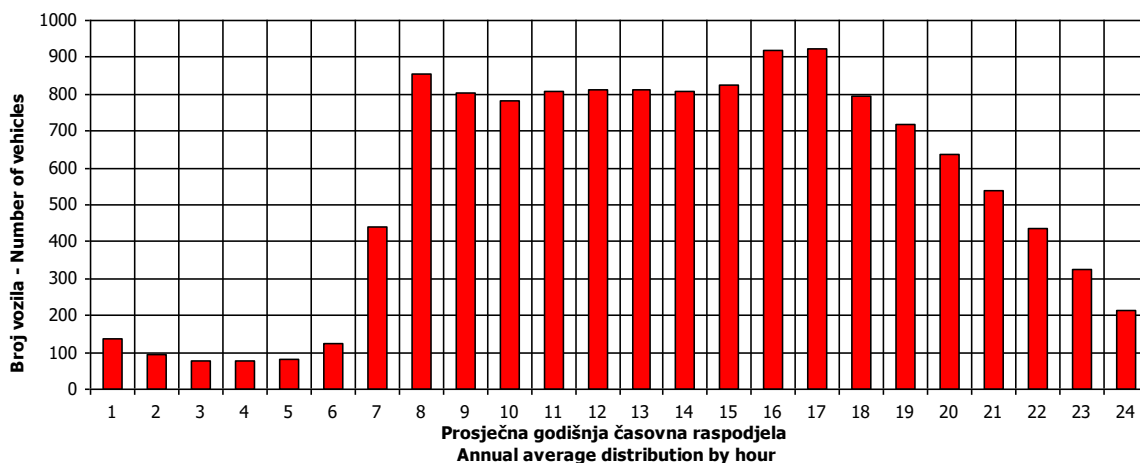


VREMENSKA RASPODJELA SAOBRAĆAJNOG TOKA TRAFFIC FLOW TIME DISTRIBUTION

Automatski brojač broj - Automatic counter number
 Lokalizet - Location / Stacionaža - Mileage [km+m]
 Broj puta - Road number / Dionica - Section

000050
 Trn / 5+650,00
 M 16L (MI-101) / Klašnice 2 - Šargovac

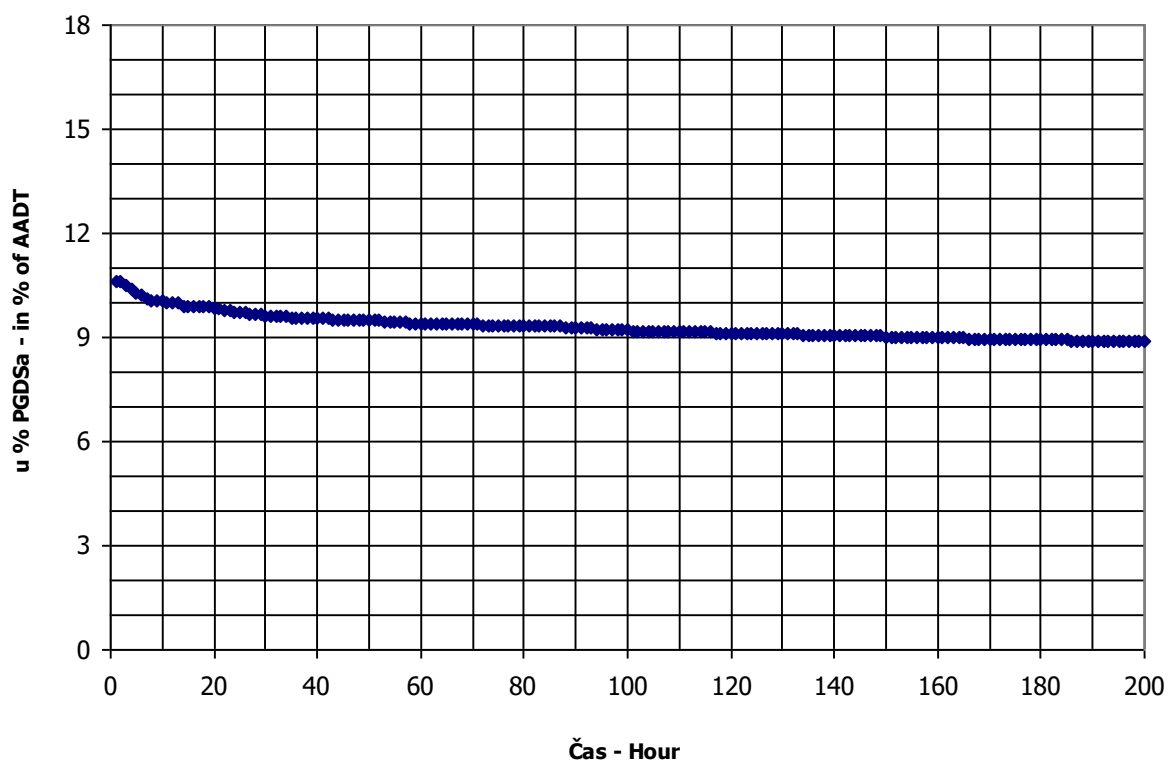
PGDS 13908 voz/dan AADT 13908 veh/day



SATNA DISTRIBUCIJA SAOBRAĆAJNOG TOKA
TRAFFIC FLOW HOURLY DISTRIBUTION

Automatski brojač broj - Automatic counter number 000050
 Lokalitet - Location / Stacionaža - Mileage [km+m] Trn / 5+650,00
 Broj puta - Road number / Dionica - Section M 16L (MI-101) / Klašnice 2 - Šargovac

PGDS - AADT	13908 voz/dan - veh/day							
Čas - Hour	Maksimalni vršni sat - Maximum peak hour	10	20	30	40	50	100	200
Sat u danu - Hour of day	15	7	15	7	8	7	15	7
Sat u godini - Hour in year	7432	6632	8728	4208	2433	2216	8248	3320
Dan - Day of week	subota - Saturday	ponedeljak - Monday	četvrtak - Thursday	petak - Friday	ponedeljak - Monday	subota - Saturday	petak - Friday	srijeda - Wednesday
Datum - Date	5	3	29	24	11	2	9	18
Mjesec - Month	novembar - November	oktobar - October	decembar - December	juni - June	april - April	april - April	decembar - December	maj - May
Vrijednost - Value	1386	1311	1281	1256	1245	1238	1201	1158
% - percent	10.62	10.05	9.82	9.63	9.54	9.49	9.21	8.88



BROJANJE VOZILA NA MREŽI PUTEVA U REPUBLICI SRPSKOJ – 2017. GODINA
VEHICLE COUNTING ON THE ROAD NETWORK OF THE REPUBLIC OF SRPSKA – YEAR 2017

MJESEČNI BROJ VOZILA
MONTHLY NUMBER OF VEHICLES

Automatski brojač broj - Automatic counter number
 Lokalitet - Location / Stacionaža - Mileage [km+m]
 Broj puta - Road number / Dionica - Section

000051
 Podnovlje / 0+916,00
 M 17 (MI-105) / Podnovlje - Šešljije

	Mjesec - Month											
	Januar- January	Februar- February	Mart- March	April- April	Maj- May	Juni- June	Jul- July	August- August	Septembar- September	Oktober- October	Novembar- November	Decembar- December
1	2341	3087	3804	4579	3998	3794	4707	5801	4652	4388	4289	3660
2	3450	3139	3633	4265	4227	4222	4475	5709	5112	3628	4192	3960
3	3299	3325	3714	3689	4768	4472	4088	5898	4666	4319	4207	3327
4	3736	3451	3890	5354	4756	4103	4436	6443	4536	4469	4647	2687
5	3900	3716	3487	4752	5971	4071	4506	6932	4522	4303	4244	3806
6	3032	3231	3074	4931	4311	4023	4552	7444	4275	4500	3746	3745
7	2645	2532	3423	4495	4421	4129	4572	6897	4674	4995	4106	3787
8	3517	3139	3652	4823	4101	4311	4922	6285	3789	4636	3933	3738
9	3606	3289	2630	4363	4283	4279	4905	6084	4668	4058	3975	3924
10	3411	3263	3058	3860	4227	4932	4491	6049	4246	4147	4210	3345
11	3488	3219	3743	3893	4422	4143	5105	5968	4039	4306	4772	2796
12	3659	3676	3309	4174	4806	3776	4837	6598	4377	3966	4286	3511
13	3556	2455	2841	4316	5102	4862	4829	7160	4387	4729	3889	3678
14	3166	2765	3612	4229	4387	4272	5111	6804	4538	4796	4048	3757
15	3722	3354	3746	4567	3797	4222	5423	6142	4889	4329	3890	3924
16	3447	3325	3768	4032	3883	4484	5628	5996	5036	3690	4232	3926
17	2864	3327	3985	3639	4035	4751	5021	5711	4703	4156	4254	3286
18	3611	3492	4108	4007	4260	4412	5477	6443	4306	4076	4615	3300
19	3795	3953	3963	4119	4478	3754	5134	6955	4389	4244	3914	3590
20	3823	3371	3308	4138	4866	3919	5425	6796	4875	4101	3436	3733
21	3626	2923	3809	4311	4586	4214	5476	6918	4558	4614	3890	3749
22	3880	4106	3864	4517	4581	3062	5978	5842	4455	4286	3928	4159
23	3041	3556	3952	4098	4517	4349	5956	5713	4972	3605	3925	4309
24	2519	3665	4129	3496	4695	4875	5700	5100	4342	4066	3867	3511
25	3262	3866	4456	4275	4356	4273	5667	5054	3977	4075	4337	3126
26	3347	3967	3824	4295	4401	4004	6209	5623	4516	4462	3808	3930
27	3012	3716	3605	4424	4919	4234	5672	5246	4554	4417	3060	3913
28	2901	3132	3749	4753	4407	4473	5849	4835	4455	4980	3599	4228
29	3366		4288	5724	4089	4398	6332	4797	4449	4889	3779	3931
30	3052		4507	3783	4082	4693	6663	4522	4920	4380	3459	4609
31	2123		5227		3921		6086	4611		4352		3543
Ukupno- Total	102081	97431	116140	129932	137670	127513	163299	186511	135884	133961	120531	114429
Prosjek- Average	3293	3360	3746	4331	4441	4250	5268	6016	4529	4321	4018	3691
Godišnji prosjek (PGDS) - Annual average (AADT)												4277

BROJANJE VOZILA NA MREŽI PUTEVA U REPUBLICI SRPSKOJ – 2017. GODINA
VEHICLE COUNTING ON THE ROAD NETWORK OF THE REPUBLIC OF SRPSKA – YEAR 2017

STRUKTURA SAOBRAĆAJNOG TOKA
TRAFFIC FLOW COMPOSITION

Automatski brojač broj - Automatic counter number
 Lokalizet - Location / Stacionaža - Mileage [km+m]
 Broj puta - Road number / Dionica - Section

000051
 Podnovlje / 0+916,00
 M 17 (MI-105) / Podnovlje - Šešlije

Mjesec - Month	Smjer - Direction	Dužina vozila - Vehicle length								Ukupno - Total
		< 5,5 m	(%)	5,5 - 12 m	(%)	12 - 16,5 m	(%)	< 16,5 m	(%)	
Januar - January	I	39572	77.9	5955	11.7	4961	9.8	287	0.6	50774
	II	40382	78.7	6169	12.0	4566	8.9	189	0.4	51307
	ukupno - total	79954	78.3	12124	11.9	9527	9.3	477	0.5	102081
Februar - February	I	36169	74.6	6426	13.2	5644	11.6	262	0.5	48500
	II	36613	74.8	6842	14.0	5309	10.9	166	0.3	48930
	ukupno - total	72782	74.7	13268	13.6	10953	11.2	428	0.4	97431
Mart - March	I	42405	72.7	8041	13.8	7610	13.1	248	0.4	58304
	II	42401	73.3	8346	14.4	6972	12.1	117	0.2	57836
	ukupno - total	84806	73.0	16388	14.1	14582	12.6	365	0.3	116140
April - April	I	49307	75.7	7959	12.2	7730	11.9	171	0.3	65167
	II	49602	76.6	8325	12.9	6784	10.5	54	0.1	64765
	ukupno - total	98909	76.1	16284	12.5	14514	11.2	225	0.2	129932
Maj - May	I	52861	76.5	8575	12.4	7521	10.9	167	0.2	69124
	II	52864	77.1	8901	13.0	6722	9.8	59	0.1	68546
	ukupno - total	105725	76.8	17477	12.7	14243	10.3	226	0.2	137670
Juni - June	I	47638	75.4	8084	12.8	7299	11.6	129	0.2	63151
	II	48381	75.2	9090	14.1	6851	10.6	40	0.1	64362
	ukupno - total	96020	75.3	17174	13.5	14150	11.1	169	0.1	127513
Juli - July	I	67045	80.0	8940	10.7	7680	9.2	123	0.1	83788
	II	63125	79.4	9532	12.0	6828	8.6	25	0.0	79511
	ukupno - total	130170	79.7	18472	11.3	14508	8.9	149	0.1	163299
Avgust - August	I	74169	80.1	10090	10.9	8147	8.8	155	0.2	92562
	II	75907	80.8	10555	11.2	7452	7.9	36	0.0	93949
	ukupno - total	150077	80.5	20645	11.1	15599	8.4	191	0.1	186511
Septembar - September	I	49886	73.7	9423	13.9	8201	12.1	154	0.2	67664
	II	50684	74.3	10011	14.7	7464	10.9	61	0.1	68219
	ukupno - total	100570	74.0	19434	14.3	15665	11.5	215	0.2	135884
Oktobar - October	I	49598	74.1	9228	13.8	7824	11.7	267	0.4	66917
	II	49714	74.2	9860	14.7	7345	11.0	125	0.2	67044
	ukupno - total	99311	74.1	19088	14.2	15169	11.3	392	0.3	133961
Novembar - November	I	43901	73.3	8484	14.2	7245	12.1	288	0.5	59918
	II	44474	73.4	9171	15.1	6818	11.2	150	0.2	60613
	ukupno - total	88375	73.3	17655	14.6	14063	11.7	438	0.4	120531
Decembar - December	I	42825	74.5	7757	13.5	6557	11.4	373	0.6	57512
	II	42483	74.6	8285	14.6	5929	10.4	220	0.4	56918
	ukupno - total	85308	74.6	16042	14.0	12487	10.9	593	0.5	114429
Ukupno (godišnje) - Total (annual)	I	595375	76.1	98963	13.0	86419	10.6	2624	0.2	783382
	II	596630	76.1	105087	13.0	79040	10.6	1243	0.2	782000
	ukupno - total	1192005	76.1	204050	13.0	165459	10.6	3867	0.2	1565382
Prosjek (PGDS) - Average (AADT)	I	1627	76.1	270	13.0	236	10.6	7	0.2	2140
	II	1630	76.1	287	13.0	216	10.6	3	0.2	2137
	ukupno - total	3257	76.1	558	13.0	452	10.6	11	0.2	4277

BRONANJE VOZILA NA MREŽI PUTEVA U REPUBLICI SRPSKOJ – 2017. GODINA
VEHICLE COUNTING ON THE ROAD NETWORK OF THE REPUBLIC OF SRPSKA – YEAR 2017

SAOBRAĆAJNI POKAZATELJI

000051
 Podnovlje / 0+916,00
 M 17 (MI-105) / Podnovlje - Šešilje

Automatski brojač broj
 Lokalizet / Stacionaža [km+m]
 Broj puta / Dionica

Mjesec	Smjer	minimalni čas		maksimalni čas		minimalni dan		maksimalni dan		dnevni prosjek (05-21 h)	noćni prosjek (21-05 h)	prosjek radnim danom	prosjek vikendom	ljetni prosjek
		datum/dan	čas	voz/h	čas	voz/h	datum/dan	voz/dan	datum/dan					
Januar	I	subota/2.	1	3	15	176	nedjelja/31.	967	petak/22.	1944	144	1751	1421	
	II	petak/29.	3	2	12	212	nedjelja/31.	1120	utorak/5.	1910	1479	1710	1516	
	I+II	četvrtak/28.	2	7	12	378	nedjelja/31.	2087	utorak/5.	3834	2947	3461	2937	
Februar	I	ponedjeljak/1.	1	3	12	166	subota/13.	1155	petak/26.	2023	1509	1726	1436	
	II	ponedjeljak/1.	3	2	13	176	subota/13.	1259	ponedjeljak/22.	2066	1518	1710	1529	
	I+II	ponedjeljak/1.	3	6	12	333	subota/13.	2414	ponedjeljak/22.	4037	3027	3436	2965	
Mart	I	ponedjeljak/14.	1	2	12	190	srijeda/9.	1273	četvrtak/31.	2693	1688	1920	1649	
	II	četvrtak/3.	2	1	10	186	srijeda/9.	1313	četvrtak/31.	2446	1673	1874	1720	
	I+II	ponedjeljak/7.	1	8	14	367	srijeda/9.	2586	četvrtak/31.	5139	3361	3794	3369	
April	I	utorak/19.	1	2	13	242	nedjelja/24.	1639	petak/29.	3010	1927	2195	2015	
	II	petak/1.	3	4	14	309	nedjelja/3.	1797	ponedjeljak/4.	3182	1909	213	2178	2011
	I+II	utorak/19.	1	9	14	472	nedjelja/24.	3437	petak/29.	5628	3836	421	4373	4026
Maj	I	ponedjeljak/16.	1	3	13	259	nedjelja/15.	1745	četvrtak/5.	3240	1965	227	2284	2023
	II	ponedjeljak/16.	3	5	12	245	petak/6.	1839	četvrtak/5.	2630	1941	233	2178	2167
	I+II	utorak/3.	1	12	16	453	nedjelja/15.	3733	četvrtak/5.	5870	3905	460	4462	4190
Juni	I	srijeda/22.	2	0	16	196	srijeda/22.	790	petak/10.	2525	1832	237	2109	1960
	II	utorak/21.	3	2	18	180	srijeda/1.	1844	utorak/21.	2372	1871	239	2135	2039
	I+II	srijeda/22.	1	9	16	338	srijeda/22.	3010	petak/10.	4849	3703	476	4244	3999
Juli	I	petak/8.	1	8	10	232	nedjelja/3.	1924	subota/30.	3336	2277	378	2658	2655
	II	utorak/5.	3	6	16	237	subota/2.	2078	subota/30.	3215	2179	343	2502	2522
	I+II	utorak/5.	2	23	16	442	nedjelja/3.	4019	subota/30.	6551	4456	721	5160	5177
Avgust	I	srijeda/31.	1	8	9	279	nedjelja/28.	1972	subota/6.	4034	2541	392	2876	3098
	II	petak/5.	3	6	17	325	srijeda/31.	2273	nedjelja/21.	3699	2582	395	2864	3305
	I+II	srijeda/31.	1	19	17	513	utorak/30.	4446	subota/6.	7319	5124	787	5740	6403
Septembar	I	četvrtak/8.	4	5	14	195	petak/30.	1812	petak/2.	2579	1988	229	2267	2081
	II	petak/16.	1	5	15	205	četvrtak/8.	1913	petak/2.	2447	1994	242	2249	2198
	I+II	četvrtak/8.	4	12	16	370	četvrtak/8.	3725	petak/2.	5026	3982	471	4516	4279
Oktobar	I	utorak/4.	1	3	13	219	nedjelja/16.	1680	petak/7.	2570	1920	202	2174	2014
	II	utorak/18.	3	6	17	208	nedjelja/2.	1837	subota/8.	2355	1907	219	2136	2104
	I+II	srijeda/12.	1	11	17	390	nedjelja/23.	3544	petak/7.	4911	3827	421	4311	4118
Novembar	I	ponedjeljak/14.	0	3	15	193	nedjelja/27.	1398	petak/11.	2391	1802	206	2022	1829
	II	ponedjeljak/7.	2	2	15	190	nedjelja/27.	1610	petak/11.	2301	1806	221	2017	1915
	I+II	utorak/1.	1	11	15	368	nedjelja/27.	3008	petak/11.	4692	3608	427	4039	3744
Decembar	I	utorak/6.	1	2	12	218	nedjelja/4.	1263	petak/30.	2316	1664	161	1935	1588
	II	četvrtak/15.	3	3	14	188	nedjelja/4.	1379	petak/30.	2215	1643	163	1889	1602
	I+II	utorak/6.	1	8	14	388	nedjelja/4.	2642	petak/30.	4531	3307	324	3824	3159
Godina	I	srijeda/22.6.	2	0	9	279	srijeda/22.6.	790	subota/6.8.	4034	1882	224	2160	2469
	II	četvrtak/3.3.	2	1	17	325	nedjelja/31.1.	1120	nedjelja/21.8.	3699	1875	227	2120	2056
	I+II	ponedjeljak/1.2.	3	6	17	513	nedjelja/31.1.	2087	subota/6.8.	7319	3757	450	4280	4033

BROJANJE VOZILA NA MREŽI PUTEVA U REPUBLICI SRPSKOJ – 2017. GODINA
VEHICLE COUNTING ON THE ROAD NETWORK OF THE REPUBLIC OF SRPSKA – YEAR 2017

TRAFFIC PARAMETERS

Automatic counter number
 Location / Mileage [km+m]
 Road number / Section

000051

Podnovlje / 0+916,00

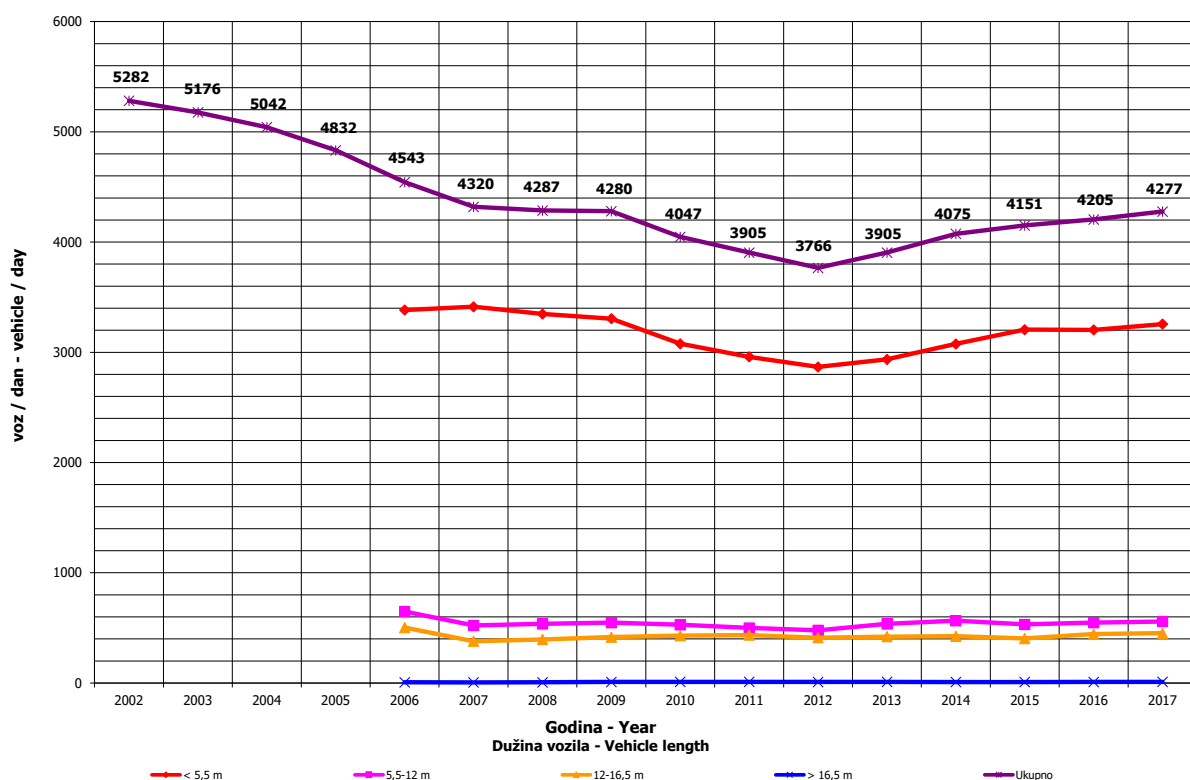
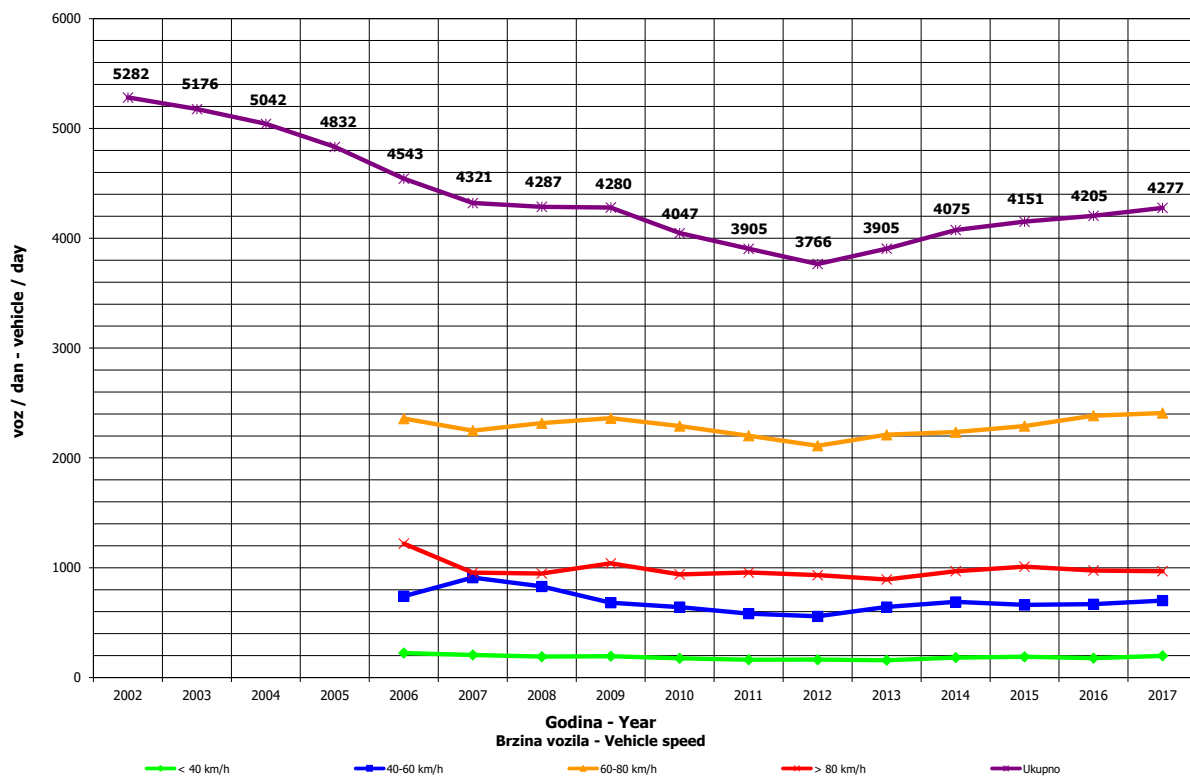
M 17 (M1-105) / Podnovlje - Šešilje

Month	Direction	minimum hour		maximum hour		veh/h	minimum day		maximum day		veh/day	day time average (5-21 h)	night average (21-05 h)	working day average	weekend average	summer average
		date/day	hour	date/day	hour		date/day	veh/day	date/day	veh/day						
January	I	2/Saturday	3	19/Tuesday	15	176	31/Sunday	967	22/Friday	1944	1469	144	1751	1421		
	II	29/Friday	3	9/Saturday	12	212	31/Sunday	1120	5/Thursday	1910	1479	150	1710	1516		
	I+II	28/Thursday	2	9/Saturday	12	378	31/Sunday	2087	5/Tuesday	3834	2947	294	3461	2937		
February	I	1/Monday	1	22/Monday	12	166	13/Saturday	1155	26/Friday	2023	1509	137	1726	1436		
	II	1/Monday	3	15/Monday	13	176	13/Saturday	1259	26/Friday	2066	1518	142	1710	1529		
	I+II	1/Monday	3	22/Monday	12	333	13/Saturday	2414	22/Monday	4037	3027	279	3436	2965		
March	I	14/Monday	1	31/Thursday	12	190	9/Wednesday	1273	31/Thursday	2693	1688	162	1920	1649		
	II	3/Thursday	2	31/Thursday	10	186	9/Wednesday	1313	31/Thursday	2446	1673	161	1874	1720		
	I+II	7/Monday	1	31/Thursday	14	367	9/Wednesday	2586	31/Thursday	5139	3361	323	3794	3369		
April	I	19/Thursday	1	1/Friday	13	242	24/Sunday	1639	29/Friday	3010	1927	208	2195	2015		
	II	1/Friday	3	4/Monday	14	309	3/Sunday	1797	4/Monday	3182	1909	213	2178	2011		
	I+II	19/Thursday	1	4/Monday	14	472	24/Sunday	3437	29/Friday	5628	3836	421	4373	4026		
May	I	16/Monday	1	5/Thursday	13	259	15/Sunday	1745	5/Thursday	3240	1965	227	2284	2023		
	II	16/Monday	3	7/Saturday	12	245	6/Friday	1839	5/Thursday	2630	1941	233	2178	2167		
	I+II	3/Thursday	1	5/Thursday	16	453	15/Sunday	3733	5/Thursday	5870	3905	460	4462	4190		
June	I	22/Wednesday	2	10/Friday	16	196	22/Wednesday	790	10/Friday	2525	1832	237	2109	1960		2069
	II	21/Tuesday	3	26/Sunday	18	180	1/Wednesday	1844	21/Tuesday	2372	1871	239	2135	2039		2109
	I+II	22/Wednesday	1	10/Friday	16	338	22/Wednesday	3010	10/Friday	4849	3703	476	4244	3999		4179
July	I	8/Friday	1	30/Saturday	10	232	3/Sunday	1924	30/Saturday	3336	2277	378	2658	2650		2655
	II	5/Thursday	3	30/Saturday	16	237	2/Saturday	2078	30/Saturday	3215	2179	343	2502	2563		2522
	I+II	5/Thursday	2	30/Saturday	16	442	3/Sunday	4019	30/Saturday	6551	4456	721	5160	5212		5177
August	I	31/Wednesday	1	6/Saturday	9	279	28/Sunday	1972	6/Saturday	4034	2541	392	2876	3098		2933
	II	5/Friday	3	14/Sunday	17	325	31/Wednesday	2273	21/Sunday	3699	2582	395	2864	3305		2978
	I+II	31/Wednesday	1	21/Sunday	17	513	30/Tuesday	4446	6/Saturday	7319	5124	787	5740	6403		5911
September	I	8/Thursday	4	30/Friday	14	195	25/Sunday	1812	2/Friday	2579	1988	229	2267	2081		2217
	II	16/Friday	4	25/Sunday	15	205	8/Thursday	1913	2/Friday	2447	1994	242	2249	2198		2236
	I+II	8/Thursday	4	16/Friday	16	370	8/Thursday	3725	2/Friday	5026	3982	471	4516	4279		4453
October	I	4/Thursday	1	14/Friday	13	219	16/Sunday	1680	7/Friday	2570	1920	202	2174	2014		
	II	18/Tuesday	3	30/Sunday	17	208	2/Sunday	1837	8/Saturday	2355	1907	219	2136	2104		
	I+II	12/Wednesday	1	30/Sunday	17	390	23/Sunday	3544	7/Friday	4911	3827	421	4311	4118		
November	I	14/Monday	0	11/Friday	15	193	27/Sunday	1398	11/Friday	2391	1802	206	2022	1829		
	II	7/Monday	2	6/Sunday	15	190	27/Sunday	1610	11/Friday	2301	1806	221	2017	1915		
	I+II	1/Tuesday	1	11/Friday	15	368	27/Sunday	3008	11/Friday	4692	3608	427	4039	3744		
December	I	6/Tuesday	1	30/Friday	12	218	4/Sunday	1263	30/Friday	2316	1664	161	1935	1588		
	II	15/Thursday	3	30/Friday	14	188	4/Sunday	1379	30/Friday	2215	1643	163	1889	1602		
	I+II	6/Tuesday	1	30/Friday	14	388	4/Sunday	2642	30/Friday	4531	3307	324	3824	3159		
Year	I	June 22/Wednesday	2	August 6/Saturday	9	279	June 22/Wednesday	790	August 6/Saturday	4034	1882	224	2160	1978		2469
	II	March 3/Thursday	2	August 14/Sunday	17	325	January 31/Sunday	1120	August 21/Sunday	3699	1875	227	2120	2056		2461
	I+II	February 1/Monday	3	August 21/Sunday	17	513	January 31/Sunday	2087	August 6/Saturday	7319	3757	450	4280	4033		4930

GODIŠNJA NERAVNOMJERNOST SAOBRAĆAJNOG TOKA TRAFFIC FLOW ANNUAL VARIATION

Automatski brojač broj - Automatic counter number
 Lokalizet - Location / Stacionaža - Mileage [km+m]
 Broj puta - Road number / Dionica - Section

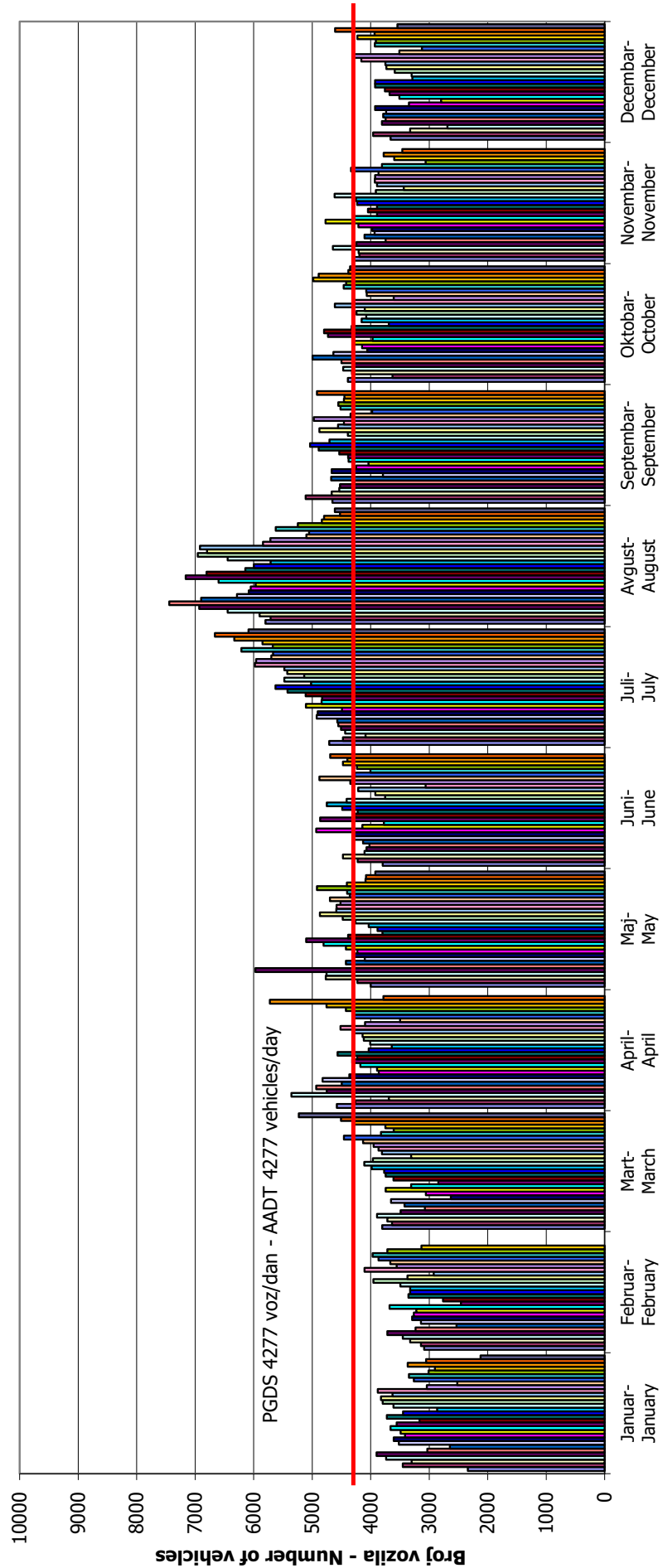
000051
 Podnovlje / 0+916,00
 M 17 (MI-105) / Podnovlje - Šešlije



**DNEVNA NERAVNOMJERNOST SAOBRAĆAJNOG TOKA
 TRAFFIC FLOW DAILY VARIATION**

000051
 Podnovlje / 0+916,00
 M 17 (MI-105) / Podnovlje - Šešije

Automatski brojač broj - Automatic counter number
 Lokalityet - Location / Stacionaža - Mileage [km+m]
 Broj puta - Road number/ Dionica - Section

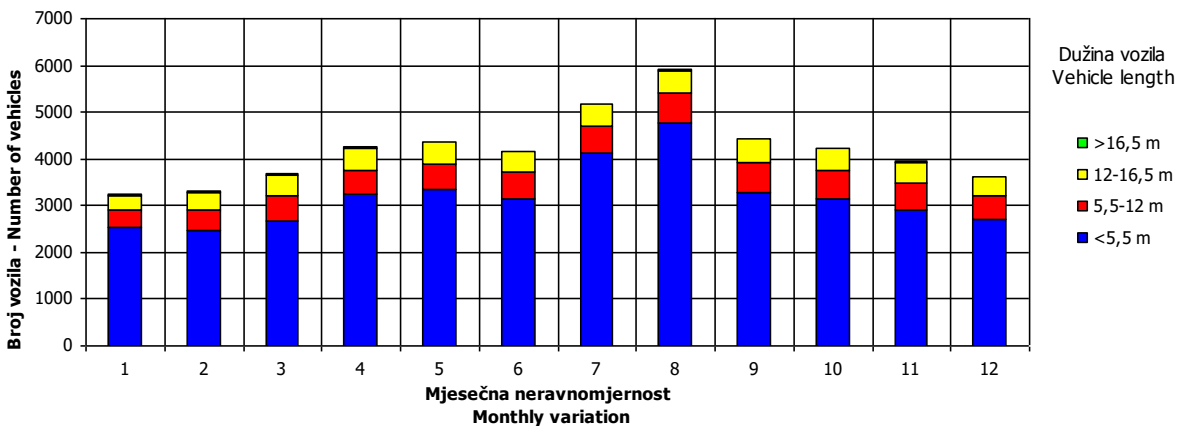
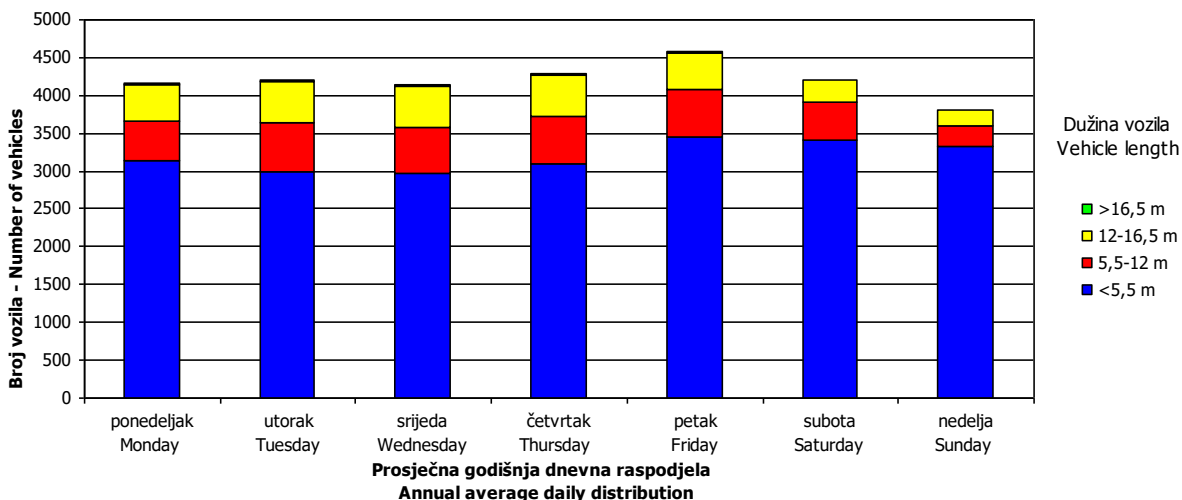
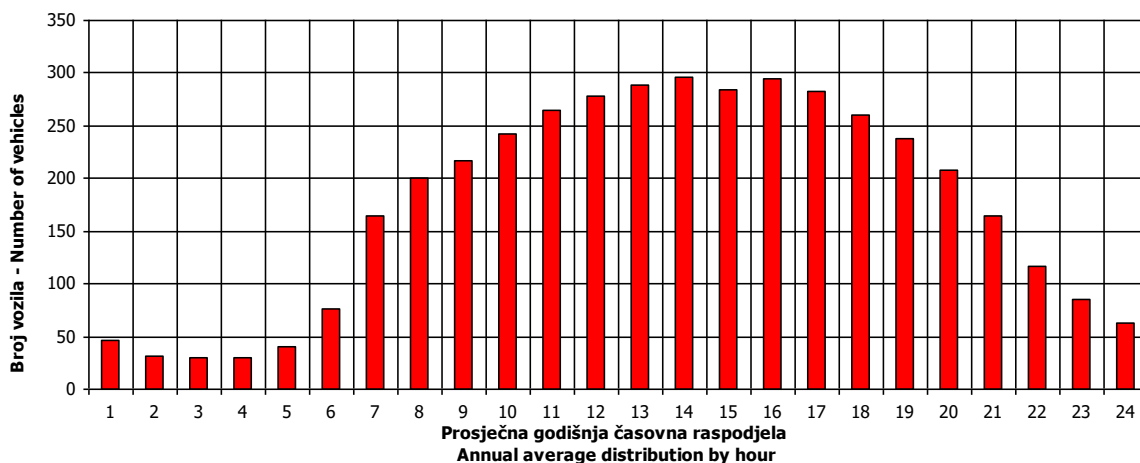


VREMENSKA RASPODJELA SAOBRAĆAJNOG TOKA TRAFFIC FLOW TIME DISTRIBUTION

Automatski brojač broj - Automatic counter number
 Lokalizet - Location / Stacionaža - Mileage [km+m]
 Broj puta - Road number / Dionica - Section

000051
 Podnovlje / 0+916,00
 M 17 (MI-105) / Podnovlje - Šešlije

PGDS 4277 voz/dan AADT 4277 veh/day

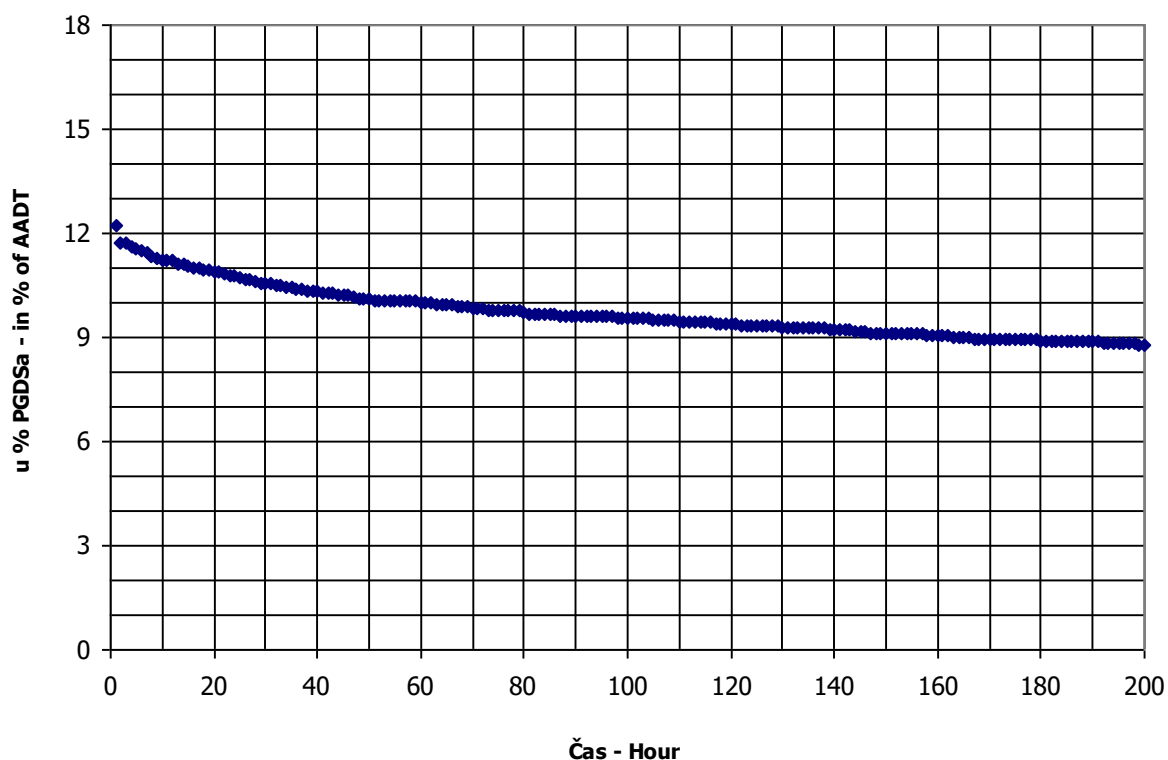


SATNA DISTRIBUCIJA SAOBRAĆAJNOG TOKA TRAFFIC FLOW HOURLY DISTRIBUTION

Automatski brojač broj - Automatic counter number
 Lokalitet - Location / Stacionaža - Mileage [km+m]
 Broj puta - Road number / Dionica - Section

000051
 Podnovlje / 0+916,00
 M 17 (MI-105) / Podnovlje - Šešlije

PGDS - AADT	4277 voz/dan - veh/day							
Čas - Hour	Maksimalni vršni sat - Maximum peak hour	10	20	30	40	50	100	200
Sat u danu - Hour of day	17	17	9	10	15	13	16	12
Sat u godini - Hour in year	5610	5418	5242	5411	5200	5438	5249	4885
Dan - Day of week	nedelja - Sunday	subota - Saturday	subota - Saturday	subota - Saturday	četvrtak - Thursday	nedelja - Sunday	subota - Saturday	petak - Friday
Datum - Date	21	13	6	13	4	14	6	22
Mjesec - Month	avgust - August	avgust - August	avgust - August	avgust - August	avgust - August	avgust - August	avgust - August	juli - July
Vrijednost - Value	513	473	459	444	434	425	402	370
% - percent	12.20	11.25	10.92	10.56	10.32	10.11	9.56	8.80



BROJANJE VOZILA NA MREŽI PUTEVA U REPUBLICI SRPSKOJ – 2017. GODINA
VEHICLE COUNTING ON THE ROAD NETWORK OF THE REPUBLIC OF SRPSKA – YEAR 2017

MJESEČNI BROJ VOZILA
MONTHLY NUMBER OF VEHICLES

Automatski brojač broj - Automatic counter number

000052

Lokalitet - Location / Stacionaža - Mileage [km+m]

Batkuša / 8+812,00

Broj puta - Road number / Dionica - Section

R 462a (MI-104) / Grebnice - Obudovac 1

	Mjesec - Month											
	Januar- January	Februar- February	Mart- March	April- April	Maj- May	Juni- June	Juli- July	August- August	Septembar- September	Oktober- October	Novembar- November	Decembar- December
1	2081	2608	3313	4205	3536	3236	3901	4877	3826	4173	3599	3032
2	3012	2675	3174	3996	3847	3684	3614	4720	4271	3511	3657	3365
3	2863	2897	3085	3419	4271	3970	3462	4517	4177	3713	3487	2888
4	3398	3014	3431	4697	4437	3584	3581	4653	4244	3685	4042	2438
5	3693	3202	3214	3902	4619	3538	3554	4839	3788	3788	3826	3412
6	2478	2701	3058	4108	4569	3374	4003	4924	3692	3894	3632	3149
7	1857	2215	3329	4060	4622	3448	3819	4822	3918	4345	3704	3349
8	3406	2584	3248	4151	4079	3547	3964	4650	3582	4148	3555	3199
9	3524	2910	2169	3985	3740	3498	4063	4473	3918	3660	3407	3403
10	3176	2694	2519	3676	3674	3876	3686	4262	3734	3612	3726	3159
11	2992	2768	3216	3382	3849	3555	4804	4184	3790	3657	4117	2682
12	3116	3119	3057	3666	4118	3251	4219	4463	4011	3464	3965	3145
13	3253	2661	2637	3513	4287	3904	3892	4597	3742	4168	3728	3163
14	2873	2459	3165	3673	3912	3746	4040	4340	3695	4143	3493	3125
15	3207	2739	3452	3944	3650	3797	4469	4122	3854	3924	3473	3210
16	3173	2865	3338	3810	3201	3919	4451	4131	4316	3538	3447	3465
17	2650	2944	3437	3486	3345	3816	4336	4040	4003	3455	3520	3038
18	2920	2934	3776	3380	3535	3625	4118	4454	3651	3647	3940	3418
19	3531	3318	3653	3622	3558	3431	4029	4349	3761	3630	3678	3310
20	3484	2979	3286	3564	4151	3337	4344	4168	3996	3496	3485	3178
21	3351	2577	3432	3552	3934	3317	4057	4147	4097	4030	3318	3308
22	3320	3429	3374	3993	4805	1825	4406	3855	4160	3836	3514	3353
23	2878	3123	3588	3674	3938	3118	4484	3982	4375	3389	3347	3775
24	2338	3141	3564	3404	3908	3983	4352	4013	3967	3538	3292	3217
25	2647	3290	3809	3550	3633	3481	4214	4099	3749	3499	3665	2834
26	3334	3631	3790	3751	3700	3067	3961	4449	3951	3797	3388	3118
27	2407	3357	3474	3931	4129	3549	4075	4711	3879	3740	2834	3250
28	2543	2907	3213	4052	4178	3791	4472	4684	3724	4075	3377	3303
29	2914		3830	4890	3645	3484	4944	4142	3842	4125	3333	3436
30	2820		3735	3299	3268	3785	4929	3891	4097	4077	3171	3669
31	2019		4789		3225		4854	3727		3637		3094
Ukupno- Total	91198	84851	104140	114400	121405	105516	129166	135388	117845	117408	106701	99465
Prosjek- Average	2942	2926	3359	3813	3916	3517	4167	4367	3928	3787	3557	3209
Godišnji prosjek (PGDS) - Annual average (AADT)												3627

BROJANJE VOZILA NA MREŽI PUTEVA U REPUBLICI SRPSKOJ – 2017. GODINA
VEHICLE COUNTING ON THE ROAD NETWORK OF THE REPUBLIC OF SRPSKA – YEAR 2017

STRUKTURA SAOBRAĆAJNOG TOKA
TRAFFIC FLOW COMPOSITION

Automatski brojač broj - Automatic counter number
 Lokalizet - Location / Stacionaža - Mileage [km+m]
 Broj puta - Road number / Dionica - Section

000052
 Batkuša / 8+812,00
 R 462a (MI-104) / Grebnice - Obudovac 1

Mjesec - Month	Smjer - Direction	Dužina vozila - Vehicle length								Ukupno - Total
		< 5,5 m	(%)	5,5 - 12 m	(%)	12 - 16,5 m	(%)	< 16,5 m	(%)	
Januar - January	I	37845	84.6	4457	10.0	2352	5.3	69	0.2	44723
	II	39030	84.0	4758	10.2	2628	5.7	59	0.1	46475
	ukupno - total	76875	84.3	9215	10.1	4980	5.5	127	0.1	91198
Februar - February	I	34283	81.6	4823	11.5	2820	6.7	75	0.2	42000
	II	34606	80.8	5061	11.8	3118	7.3	67	0.2	42851
	ukupno - total	68889	81.2	9883	11.6	5937	7.0	141	0.2	84851
Mart - March	I	41072	80.3	6189	12.1	3828	7.5	65	0.1	51153
	II	42137	79.5	6527	12.3	4248	8.0	76	0.1	52987
	ukupno - total	83209	79.9	12715	12.2	8075	7.8	140	0.1	104140
April - April	I	46308	82.5	5992	10.7	3801	6.8	34	0.1	56135
	II	47453	81.4	6267	10.8	4500	7.7	44	0.1	58265
	ukupno - total	93762	82.0	12259	10.7	8300	7.3	79	0.1	114400
Maj - May	I	50392	83.9	5875	9.8	3769	6.3	31	0.1	60068
	II	51135	83.4	6215	10.1	3943	6.4	44	0.1	61337
	ukupno - total	101527	83.6	12090	10.0	7712	6.4	76	0.1	121405
Juni - June	I	42656	82.7	5411	10.5	3513	6.8	21	0.0	51601
	II	44352	82.3	5759	10.7	3751	7.0	52	0.1	53914
	ukupno - total	87008	82.5	11170	10.6	7264	6.9	74	0.1	105516
Juli - July	I	53303	84.5	5993	9.5	3760	6.0	26	0.0	63083
	II	55466	83.9	6428	9.7	4147	6.3	42	0.1	66083
	ukupno - total	108769	84.2	12421	9.6	7907	6.1	69	0.1	129166
Avgust - August	I	57042	84.8	6108	9.1	4116	6.1	31	0.0	67298
	II	56912	83.6	6499	9.5	4632	6.8	46	0.1	68090
	ukupno - total	113954	84.2	12607	9.3	8748	6.5	78	0.1	135388
Septembar - September	I	47716	82.4	6374	11.0	3819	6.6	26	0.0	57935
	II	48655	81.2	6824	11.4	4402	7.3	29	0.0	59910
	ukupno - total	96371	81.8	13199	11.2	8221	7.0	55	0.0	117845
Oktobar - October	I	47205	81.6	6795	11.7	3772	6.5	73	0.1	57845
	II	47635	80.0	7405	12.4	4458	7.5	64	0.1	59562
	ukupno - total	94840	80.8	14201	12.1	8231	7.0	136	0.1	117408
Novembar - November	I	41990	80.1	6872	13.1	3520	6.7	62	0.1	52443
	II	42841	79.0	7257	13.4	4091	7.5	69	0.1	54258
	ukupno - total	84831	79.5	14129	13.2	7611	7.1	130	0.1	106701
Decembar - December	I	38940	79.5	6285	12.8	3647	7.4	107	0.2	48979
	II	39722	78.7	6582	13.0	4078	8.1	104	0.2	50486
	ukupno - total	78662	79.1	12867	12.9	7725	7.8	211	0.2	99465
Ukupno (godišnje) - Total (annual)	I	538753	82.0	71173	11.1	42718	6.8	619	0.1	653263
	II	549944	82.0	75583	11.1	47995	6.8	696	0.1	674219
	ukupno - total	1088698	82.0	146756	11.1	90713	6.8	1316	0.1	1327482
Prosjeak (PGDS) - Average (AADT)	I	1472	82.0	194	11.1	117	6.8	2	0.1	1785
	II	1503	82.0	207	11.1	131	6.8	2	0.1	1842
	ukupno - total	2975	82.0	401	11.1	248	6.8	4	0.1	3627

BRONANJE VOZILA NA MREŽI PUTEVA U REPUBLICI SRPSKOJ – 2017. GODINA
VEHICLE COUNTING ON THE ROAD NETWORK OF THE REPUBLIC OF SRPSKA – YEAR 2017

SAOBRAĆAJNI POKAZATELJI

Automatski brojač broj
 Lokalizet / Stacionaža [km+m]
 Broj puta / Dionica

000052
 Batkuša / 8+812,00
 R 462a (MI-104) / Grebnice - Obudovac 1

Mjesec	Smjer	minimalni čas		maksimalni čas		minimalni dan		maksimalni dan		dnevni prosjek (05-21 h)	noćni prosjek (21-05 h)	prosjek radnim danom	prosjek vikendom	ljetni prosjek
		datum/dan	čas	voz/h	datum/dan	čas	voz/h	datum/dan	voz/dan					
Januar	I	petak/29.	4	2	nedjelja/10.	13	192	četvrtak/7.	909	1789	160	1508	1332	
	II	subota/9.	3	2	utorak/26.	12	189	četvrtak/7.	936	1896	160	1605	1333	
	I+II	četvrtak/7.	3	7	nedjelja/10.	13	345	četvrtak/7.	1845	3670	320	3113	2665	
Februar	I	nedjelja/14.	4	2	ponedjeljak/22.	17	158	nedjelja/7.	1115	1745	137	1462	1382	
	II	nedjelja/21.	4	3	subota/27.	11	167	subota/13.	1060	1863	145	1522	1332	
	I+II	nedjelja/14.	4	7	ponedjeljak/22.	11	294	nedjelja/7.	2201	3608	282	2985	2715	
Mart	I	subota/26.	2	0	četvrtak/31.	13	189	srijeda/9.	1073	2254	161	1649	1613	
	II	subota/26.	2	0	četvrtak/31.	12	188	srijeda/9.	1082	2505	171	1721	1638	
	I+II	subota/26.	2	0	četvrtak/31.	12	357	srijeda/9.	2155	4759	332	3369	3251	
April	I	nedjelja/24.	2	0	ponedjeljak/4.	11	255	subota/30.	1548	2590	194	1870	1834	
	II	nedjelja/3.	1	4	petak/1.	10	228	nedjelja/3.	1658	2606	198	1940	1906	
	I+II	nedjelja/24.	2	8	ponedjeljak/4.	12	438	subota/30.	3278	4859	392	3810	3740	
Maj	I	srijeda/18.	3	4	subota/7.	12	212	utorak/31.	1554	2445	209	1874	2017	
	II	nedjelja/22.	3	4	nedjelja/22.	12	219	ponedjeljak/16.	1601	2425	235	1973	1954	
	I+II	srijeda/18.	3	11	nedjelja/22.	12	426	ponedjeljak/16.	3181	4775	445	3846	3970	
Juni	I	srijeda/22.	4	0	četvrtak/2.	11	146	srijeda/22.	971	1904	208	1714	1696	1709
	II	srijeda/22.	3	0	četvrtak/2.	12	159	srijeda/22.	842	2095	221	1809	1724	1786
	I+II	srijeda/22.	3	3	srijeda/15.	14	293	srijeda/22.	1813	3958	429	3523	3420	3496
Juli	I	ponedjeljak/4.	2	4	ponedjeljak/11.	20	220	subota/2.	1699	2458	289	1996	2075	2021
	II	ponedjeljak/25.	4	5	subota/30.	12	212	nedjelja/3.	1684	2616	311	2114	2122	2117
	I+II	srijeda/13.	2	15	ponedjeljak/11.	20	374	nedjelja/3.	3440	4913	600	4110	4196	4138
Avgust	I	utorak/30.	3	6	nedjelja/28.	16	187	srijeda/31.	1802	2571	289	2107	2296	2156
	II	nedjelja/14.	4	6	nedjelja/28.	19	247	srijeda/31.	1901	2534	299	2165	2224	2180
	I+II	srijeda/24.	4	18	nedjelja/28.	19	405	srijeda/31.	3703	4893	588	4272	4520	4336
Septembar	I	srijeda/28.	2	3	subota/24.	16	191	četvrtak/8.	1732	2257	225	1908	1949	1919
	II	nedjelja/11.	4	3	subota/3.	20	195	nedjelja/18.	1768	2245	230	1999	1941	1984
	I+II	četvrtak/8.	2	12	petak/23.	13	336	četvrtak/8.	3559	4347	448	3907	3890	3902
Oktobar	I	srijeda/19.	1	2	subota/29.	14	189	ponedjeljak/17.	1641	2081	192	1824	1916	
	II	srijeda/19.	0	5	petak/7.	15	190	nedjelja/23.	1632	2274	196	1915	1898	
	I+II	srijeda/19.	1	11	petak/7.	15	361	nedjelja/23.	3368	4317	388	3739	3814	
Novembar	I	srijeda/2.	2	4	petak/11.	15	173	nedjelja/27.	1491	2033	198	1727	1762	
	II	utorak/15.	1	3	nedjelja/13.	12	172	nedjelja/27.	1325	2099	199	1815	1755	
	I+II	srijeda/2.	2	11	petak/11.	15	338	nedjelja/27.	2816	4091	398	3542	3517	
Decembar	I	petak/16.	4	0	nedjelja/18.	12	186	nedjelja/4.	1250	1845	154	1615	1461	
	II	nedjelja/18.	4	3	nedjelja/18.	12	197	nedjelja/4.	1173	1906	157	1669	1494	
	I+II	ponedjeljak/19.	4	7	nedjelja/18.	12	383	nedjelja/4.	2423	3751	311	3284	2955	
Godina	I	subota/26.3.	2	0	ponedjeljak/4.4.	11	255	četvrtak/7.1.	909	2590	201	1771	1778	1951
	II	subota/26.3.	2	0	nedjelja/28.8.	19	247	srijeda/22.6.	842	2616	210	1854	1777	2017
	I+II	subota/26.3.	2	0	ponedjeljak/4.4.	12	438	srijeda/22.6.	1813	4913	411	3625	3554	3968

BROJANJE VOZILA NA MREŽI PUTEVA U REPUBLICI SRPSKOJ – 2017. GODINA
VEHICLE COUNTING ON THE ROAD NETWORK OF THE REPUBLIC OF SRPSKA – YEAR 2017

TRAFFIC PARAMETERS

Automatic counter number
 Location / Mileage [km+m]
 Road number / Section

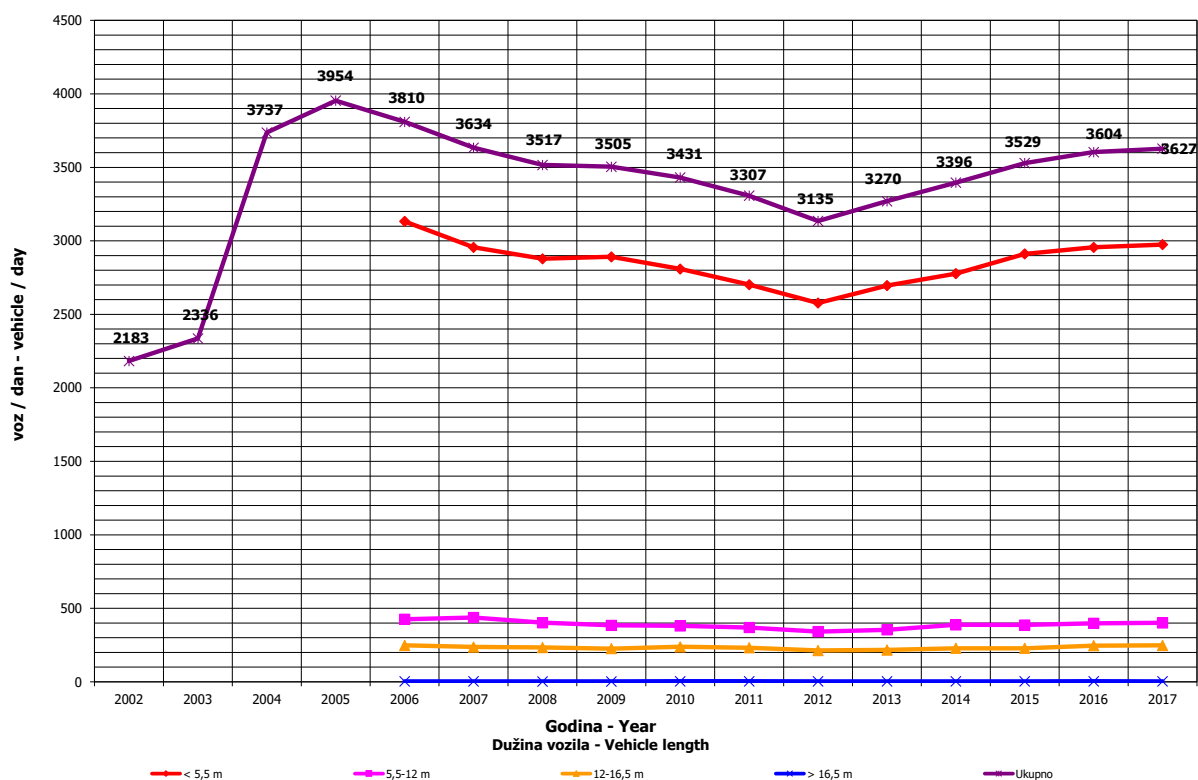
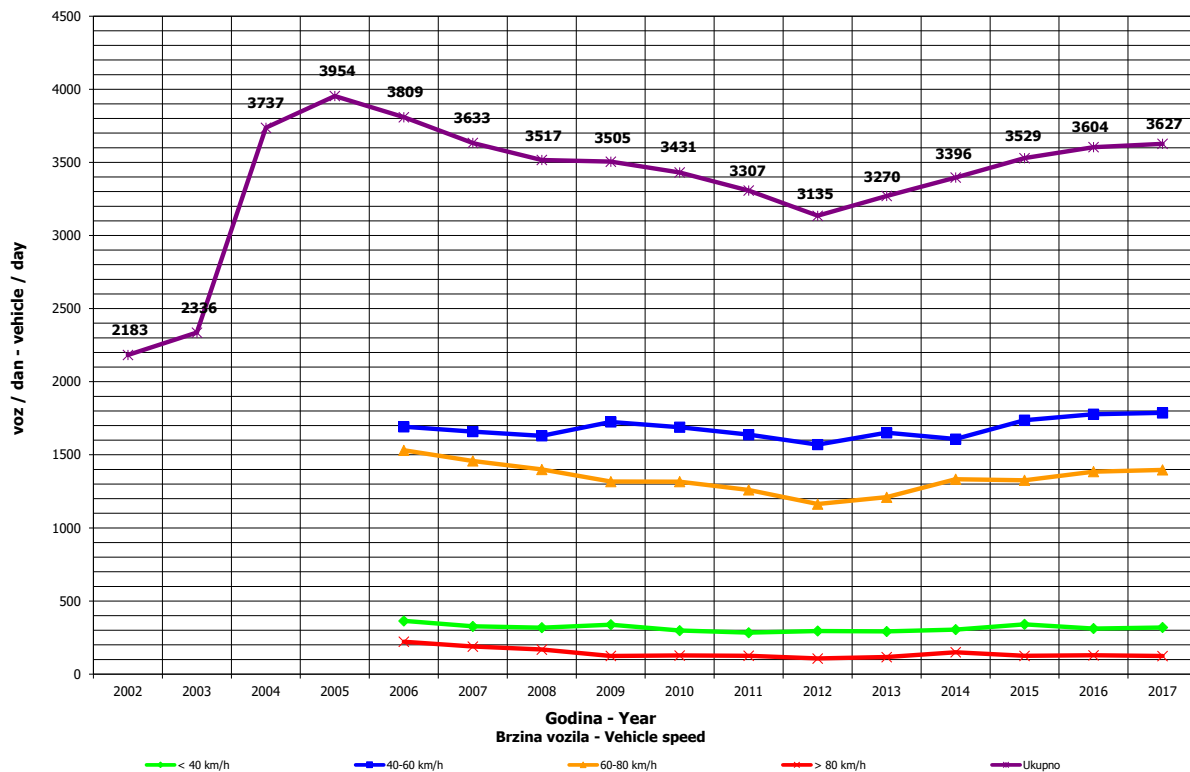
000052
 Batkuša / 8+812,00
 R 462a (MI-104) / Grebnice - Obudovac 1

Month	Direction	minimum hour		maximum hour		veh/h		veh/day		veh/day		day time average (5-21 h)	night average (21-05 h)	working day average	weekend average	summer average
		date/day	hour	date/day	hour	veh/h	veh/day	date/day	veh/day	date/day	veh/day					
January	I	29/Friday	4	2	10/Sunday	13	192	909	1789	9/Saturday	1789	1275	160	1508	1332	
	II	9/Saturday	3	2	26/Tuesday	12	189	936	1896	5/Tuesday	1896	1331	160	1605	1333	
	I+II	7/Thursday	3	7	10/Sunday	13	345	1845	3670	5/Thursday	3670	2605	320	3113	2665	
February	I	14/Sunday	4	2	22/Monday	17	158	1115	1745	26/Friday	1745	1304	137	1462	1382	
	II	21/Sunday	4	3	27/Saturday	11	167	1060	1863	13/Saturday	1863	1325	145	1522	1332	
	I+II	14/Sunday	4	7	22/Monday	11	294	2201	3608	26/Friday	3608	2628	282	2985	2715	
March	I	26/Saturday	2	0	31/Thursday	13	189	1073	2254	31/Thursday	2254	1479	161	1649	1613	
	II	26/Saturday	2	0	31/Thursday	12	188	1082	2505	31/Thursday	2505	1528	171	1721	1638	
	I+II	26/Saturday	2	0	31/Thursday	12	357	2155	4759	31/Thursday	4759	3007	332	3369	3251	
April	I	24/Sunday	2	2	4/Monday	11	255	1548	2590	4/Monday	2590	1664	194	1870	1834	
	II	3/Sunday	1	4	1/Friday	10	228	1658	2606	29/Friday	2606	1730	198	1940	1906	
	I+II	24/Sunday	2	8	4/Monday	12	438	3278	4859	29/Friday	4859	3395	392	3810	3740	
May	I	18/Wednesday	3	4	7/Saturday	12	212	1554	2445	22/Sunday	2445	1715	209	1874	2017	
	II	22/Sunday	3	4	22/Sunday	12	219	1601	2425	5/Thursday	2425	1731	235	1973	1954	
	I+II	18/Wednesday	3	11	22/Sunday	12	426	3181	4775	22/Sunday	4775	3446	445	3846	3970	
June	I	22/Wednesday	4	0	2/Thursday	11	146	971	1904	13/Monday	1904	1502	208	1714	1696	1709
	II	22/Wednesday	3	0	2/Thursday	12	159	842	2095	3/Friday	2095	1565	221	1809	1724	1786
	I+II	22/Wednesday	3	3	15/Wednesday	14	293	1813	3958	24/Friday	3958	3067	429	3523	3420	3496
July	I	4/Monday	2	4	11/Monday	20	220	1699	2458	31/Sunday	2458	1732	289	1996	2075	2021
	II	25/Monday	4	5	30/Saturday	12	212	1684	2616	30/Saturday	2616	1806	311	2114	2122	2117
	I+II	13/Wednesday	2	15	11/Monday	20	374	3440	4913	29/Friday	4913	3538	600	4110	4196	4138
August	I	30/Tuesday	3	6	28/Sunday	16	187	1802	2571	7/Sunday	2571	1867	289	2107	2296	2156
	II	14/Sunday	4	6	28/Sunday	19	247	1901	2534	6/Saturday	2534	1881	299	2165	2224	2180
	I+II	24/Wednesday	4	18	28/Sunday	19	405	3703	4893	6/Saturday	4893	3748	588	4272	4520	4336
September	I	28/Wednesday	2	3	24/Saturday	16	191	1732	2257	4/Sunday	2257	1694	225	1908	1949	1919
	II	11/Sunday	4	3	3/Saturday	20	195	1768	2245	2/Friday	2245	1754	230	1999	1941	1984
	I+II	8/Thursday	2	12	23/Friday	13	336	3559	4347	23/Friday	4347	3448	455	3907	3890	3902
October	I	19/Wednesday	1	2	29/Saturday	14	189	1641	2081	29/Saturday	2081	1662	192	1824	1916	
	II	5/Wednesday	0	5	7/Friday	15	190	1632	2274	7/Friday	2274	1713	196	1915	1898	
	I+II	19/Wednesday	1	11	7/Friday	15	361	3368	4317	7/Friday	4317	3375	388	3739	3814	
November	I	2/Wednesday	2	4	11/Friday	15	173	1491	2033	11/Friday	2033	1572	198	1727	1762	
	II	15/Tuesday	1	3	13/Sunday	12	172	1325	2099	4/Friday	2099	1638	199	1815	1755	
	I+II	2/Wednesday	2	11	11/Friday	15	338	2816	4091	11/Friday	4091	3210	398	3542	3517	
December	I	16/Friday	4	0	18/Sunday	12	186	1250	1845	23/Friday	1845	1417	154	1615	1461	
	II	18/Sunday	4	3	18/Sunday	12	197	1173	1906	23/Friday	1906	1461	157	1669	1494	
	I+II	19/Monday	4	7	18/Sunday	12	383	2423	3751	23/Friday	3751	2878	311	3284	2955	
Year	I	March 26/Saturday	2	0	April 4/Monday	11	255	909	2590	April 4/Monday	2590	1573	201	1771	1778	1951
	II	March 26/Saturday	2	0	August 28/Sunday	19	247	842	2616	July 30/Saturday	2616	1622	210	1854	1777	2017
	I+II	March 26/Saturday	2	0	April 4/Monday	12	438	1813	4913	August 29/Friday	4913	3195	411	3625	3554	3968

GODIŠNJA NERAVNOMJERNOST SAOBRAĆAJNOG TOKA TRAFFIC FLOW ANNUAL VARIATION

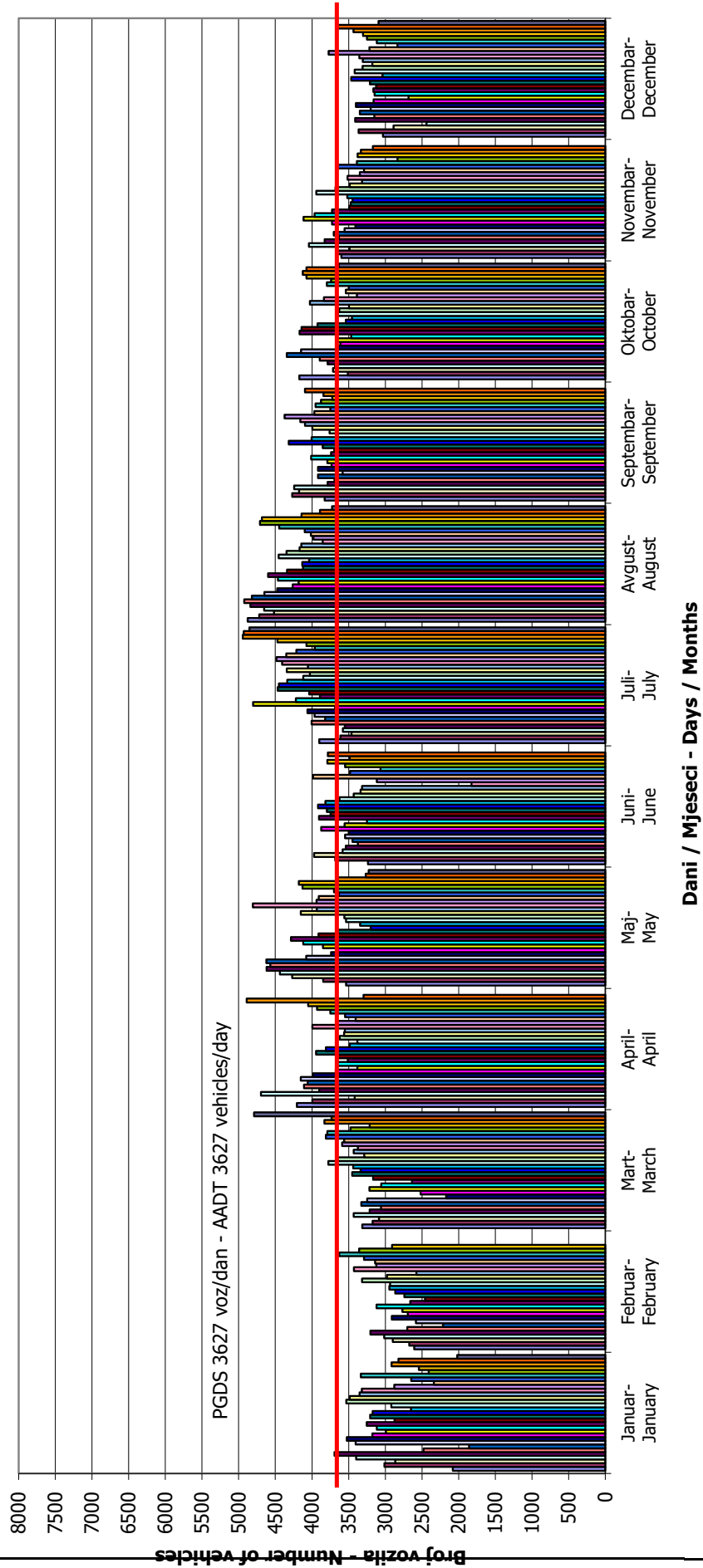
Automatski brojač broj - Automatic counter number
 Lokalizet - Location / Stacionaža - Mileage [km+m]
 Broj puta - Road number / Dionica - Section

000052
 Batkuša / 8+812,00
 R 462a (MI-104) / Grebnice - Obudovac 1



**DNEVNA NERAVNOMJERNOST SAOBRAĆAJNOG TOKA
 TRAFFIC FLOW DAILY VARIATION**

Automatski brojač broj - Automatic counter number 000052
 Lokalityet - Location / Stacionaža - Mileage [km+m] Batkuša / 8+812,00
 Broj puta - Road number/ Dionica - Section R 462a (MI-104) / Grebnice - Obudovac 1

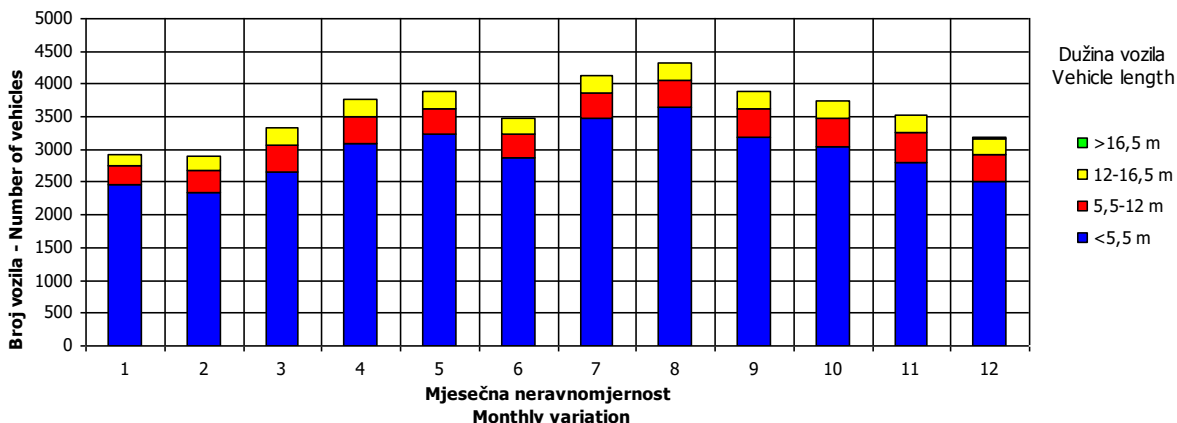
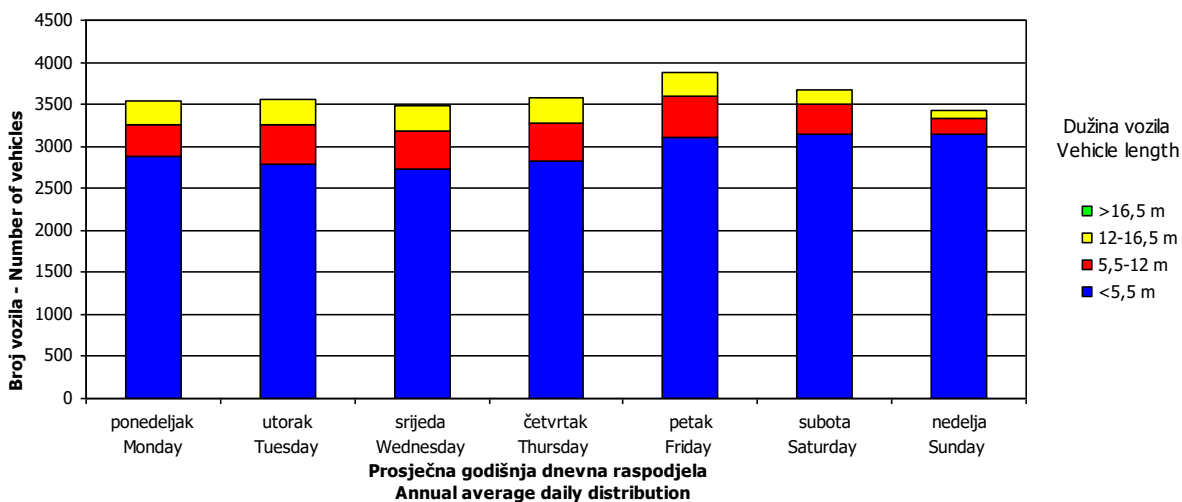
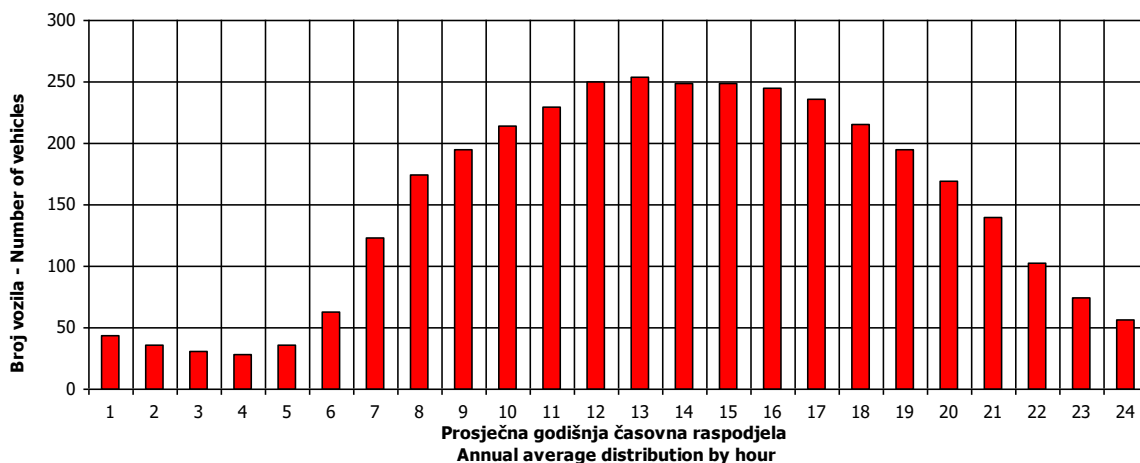


VREMENSKA RASPODJELA SAOBRAĆAJNOG TOKA TRAFFIC FLOW TIME DISTRIBUTION

Automatski brojač broj - Automatic counter number
 Lokalizet - Location / Stacionaža - Mileage [km+m]
 Broj puta - Road number / Dionica - Section

000052
 Batkuša / 8+812,00
 R 462a (MI-104) / Grebnice - Obudovac 1

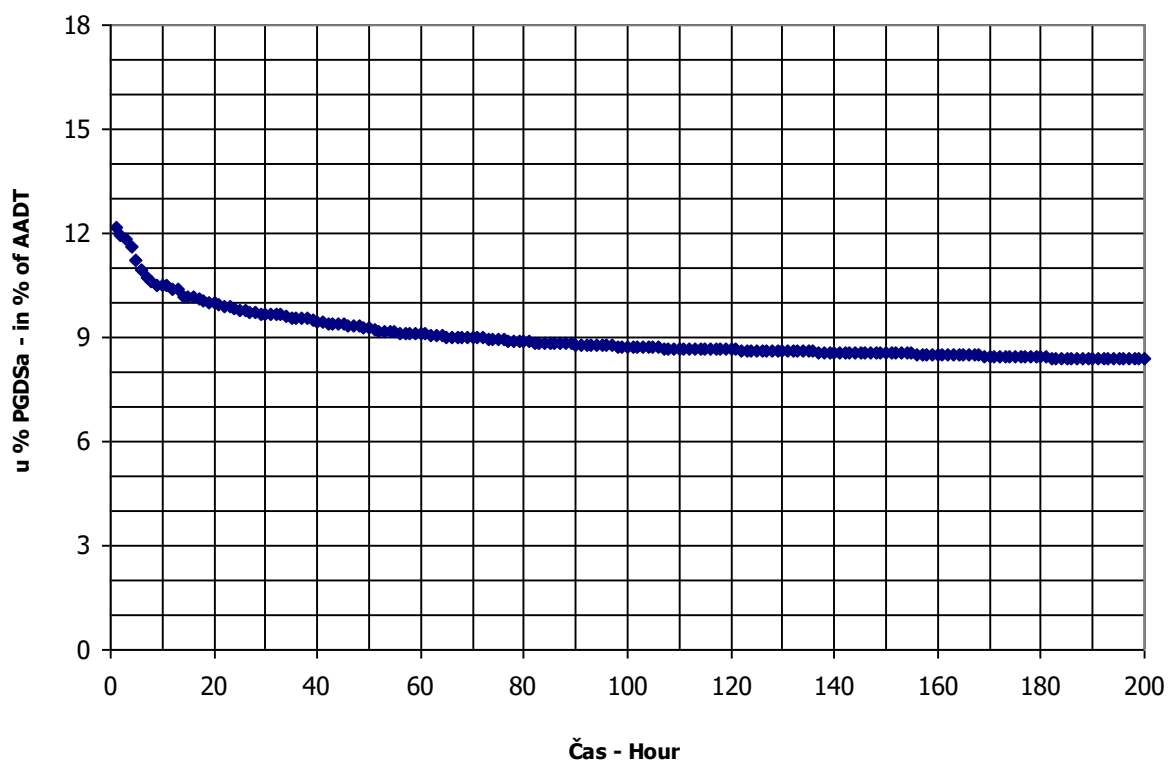
PGDS 3627 voz/dan AADT 3627 veh/day



SATNA DISTRIBUCIJA SAOBRAĆAJNOG TOKA TRAFFIC FLOW HOURLY DISTRIBUTION

Automatski brojač broj - Automatic counter number 000052
 Lokalitet - Location / Stacionaža - Mileage [km+m] Batkuša / 8+812,00
 Broj puta - Road number / Dionica - Section R 462a (MI-104) / Grebnice - Obudovac 1

PGDS - AADT	3627 voz/dan - veh/day							
Čas - Hour	Maksimalni vršni sat - Maximum peak hour	10	20	30	40	50	100	200
Sat u danu - Hour of day	12	12	15	12	15	13	11	12
Sat u godini - Hour in year	2269	3061	6736	2317	5056	5534	5292	7237
Dan - Day of week	ponedeljak - Monday	subota - Saturday	petak - Friday	srijeda - Wednesday	petak - Friday	četvrtak - Thursday	ponedeljak - Monday	petak - Friday
Datum - Date	4	7	7	6	29	18	8	28
Mjesec - Month	april - April	maj - May	oktobar - October	april - April	juli - July	avgust - August	avgust - August	oktobar - October
Vrijednost - Value	438	379	361	348	341	334	315	302
% - percent	12.15	10.52	10.02	9.66	9.46	9.27	8.74	8.38



BROJANJE VOZILA NA MREŽI PUTEVA U REPUBLICI SRPSKOJ – 2017. GODINA
VEHICLE COUNTING ON THE ROAD NETWORK OF THE REPUBLIC OF SRPSKA – YEAR 2017

MJESEČNI BROJ VOZILA
MONTHLY NUMBER OF VEHICLES

Automatski brojač broj - Automatic counter number

000053

Lokalitet - Location / Stacionaža - Mileage [km+m]

Dvorovi / 3+430,00

Broj puta - Road number / Dionica - Section

M 18.2 (MI-104) / Gojsovac - granica / border RS
(Pavlovića Most)

	Mjesec - Month											
	Januar- January	Februar- February	Mart- March	April- April	Maj- May	Juni- June	Juli- July	August- August	Septembar- September	Oktober- October	Novembar- November	Decembar- December
1	2346	2231	3025	5457	5190	3296	4292	5525	4347	5023	4007	3469
2	2994	2497	3165	4540	4256	4030	5160	5560	4680	3485	3970	3757
3	2527	2367	3012	4357	4179	4151	4997	5126	5579	4028	4049	3594
4	3085	2772	3317	3501	4024	4377	4463	5304	4834	3828	4437	2890
5	2916	2783	3668	3975	4647	4521	4255	5289	4421	3618	4734	3243
6	3717	2620	3280	3993	4574	4060	4520	6426	3984	3903	3607	3169
7	1517	1986	3563	4442	5021	4213	4405	6619	3968	4138	4003	2805
8	2317	2298	3017	4396	4344	4353	4525	5403	4070	4558	3270	3218
9	2763	2521	3322	3985	4309	4250	5504	5400	3813	4031	3437	3406
10	2265	2350	2685	3739	4071	4500	5355	5217	4803	3996	3833	3727
11	2728	2378	3300	3108	3996	5467	4766	5466	4057	3895	3881	3068
12	2708	2535	3364	3549	4335	4709	4596	5318	4165	3854	4401	3685
13	2564	1782	2968	4024	4664	4074	4804	6700	3823	4271	3533	3336
14	2434	2496	3355	4685	5484	4484	4931	6069	4219	4044	3759	3095
15	2800	2755	3212	5362	5162	4295	4883	4752	4683	4233	3627	3262
16	2940	2244	3201	4742	3732	4126	5954	4804	4561	3223	3462	3447
17	2249	2282	3369	3760	3790	4068	5522	5106	4727	3650	3737	3178
18	2513	2745	3643	3815	4219	4488	4743	5973	3494	3363	3992	2380
19	2572	3081	4573	4111	4671	4115	4619	5002	4099	3651	4195	2900
20	2402	3236	4083	3952	4686	3633	5357	5790	4278	4197	2412	3336
21	2734	2541	3809	4654	5142	2840	5076	6123	3988	4177	3018	2730
22	2829	2715	3297	4163	5253	2829	5299	4699	4195	4688	2961	2981
23	2964	2539	3409	4348	4358	3682	5693	5000	4568	3399	3475	3051
24	2062	2969	3812	3987	4268	4050	4188	4726	4360	3662	3258	2813
25	2550	3061	3898	4187	4456	4907	4554	4769	3863	3536	3558	1973
26	2535	3249	3679	4131	4222	3211	4653	5046	4192	3895	3801	2593
27	2252	3756	3730	4316	4656	4028	5099	5834	4146	4077	2667	3355
28	2098	3128	3788	5391	4993	4063	5040	5090	3602	4150	3369	2860
29	2375		3580	6954	4430	3751	5407	4274	3827	4951	3256	2989
30	2714		4067	5944	3384	4127	5187	3982	4216	3580	3434	3162
31	1832		3684		2986		6512	3919		3907		2511
Ukupno- Total	79359	77433	107871	131528	137488	122647	154280	164268	127590	123046	109168	96016
Prosjek- Average	2560	2670	3480	4384	4435	4088	4977	5299	4253	3969	3639	3097
Godišnji prosjek (PGDS) - Annual average (AADT)												3909

BROJANJE VOZILA NA MREŽI PUTEVA U REPUBLICI SRPSKOJ – 2017. GODINA
VEHICLE COUNTING ON THE ROAD NETWORK OF THE REPUBLIC OF SRPSKA – YEAR 2017

STRUKTURA SAOBRAĆAJNOG TOKA
TRAFFIC FLOW COMPOSITION

Automatski brojač broj - Automatic counter number 000053
 Lokalitet - Location / Stacionaža - Mileage [km+m] Dvorovi / 3+430,00
 Broj puta - Road number / Dionica - Section M 18.2 (MI-104) / Gojsovac - granica / border
 RS (Pavlovića Most)

Mjesec - Month	Smjer - Direction	Dužina vozila - Vehicle length								Ukupno - Total
		< 5,5 m	(%)	5,5 - 12 m	(%)	12 - 16,5 m	(%)	< 16,5 m	(%)	
Januar - January	I	38477	93.1	2183	5.3	661	1.6	10	0.0	41331
	II	35309	92.8	1985	5.2	680	1.8	55	0.1	38028
	ukupno - total	73786	93.0	4168	5.3	1341	1.7	65	0.1	79359
Februar - February	I	35829	91.5	2665	6.8	672	1.7	6	0.0	39173
	II	33826	88.4	3504	9.2	737	1.9	192	0.5	38260
	ukupno - total	69656	90.0	6169	8.0	1410	1.8	199	0.3	77433
Mart - March	I	48672	88.8	5156	9.4	948	1.7	10	0.0	54786
	II	46638	87.9	5386	10.1	996	1.9	66	0.1	53085
	ukupno - total	95310	88.4	10542	9.8	1944	1.8	76	0.1	107871
April - April	I	61075	89.7	6005	8.8	977	1.4	11	0.0	68069
	II	55603	87.6	6595	10.4	1020	1.6	241	0.4	63459
	ukupno - total	116678	88.7	12600	9.6	1997	1.5	252	0.2	131528
Maj - May	I	61917	89.2	6288	9.1	1185	1.7	14	0.0	69404
	II	60015	88.1	6841	10.0	1159	1.7	69	0.1	68084
	ukupno - total	121932	88.7	13130	9.5	2344	1.7	83	0.1	137488
Juni - June	I	55948	90.3	5188	8.4	816	1.3	9	0.0	61961
	II	53554	88.2	5954	9.8	1071	1.8	106	0.2	60685
	ukupno - total	109503	89.3	11142	9.1	1887	1.5	115	0.1	122647
Juli - July	I	70983	91.7	5498	7.1	948	1.2	10	0.0	77440
	II	69538	90.5	6285	8.2	1002	1.3	15	0.0	76840
	ukupno - total	140521	91.1	11784	7.6	1950	1.3	25	0.0	154280
Avgust - August	I	74399	90.2	6867	8.3	1160	1.4	15	0.0	82441
	II	73318	89.6	7321	8.9	1179	1.4	9	0.0	81827
	ukupno - total	147717	89.9	14188	8.6	2339	1.4	24	0.0	164268
Septembar - September	I	54622	85.8	7935	12.5	1089	1.7	10	0.0	63656
	II	53119	83.1	9717	15.2	1090	1.7	9	0.0	63934
	ukupno - total	107740	84.4	17652	13.8	2179	1.7	19	0.0	127590
Oktobar - October	I	54272	87.1	6970	11.2	1080	1.7	8	0.0	62330
	II	51877	85.4	7712	12.7	1089	1.8	37	0.1	60716
	ukupno - total	106149	86.3	14682	11.9	2168	1.8	46	0.0	123046
Novembar - November	I	48601	86.6	6494	11.6	1011	1.8	10	0.0	56116
	II	46471	87.6	5447	10.3	1124	2.1	10	0.0	53052
	ukupno - total	95072	87.1	11941	10.9	2135	2.0	20	0.0	109168
Decembar - December	I	44366	90.0	4072	8.3	858	1.7	16	0.0	49313
	II	41072	87.9	4553	9.7	1019	2.2	60	0.1	46704
	ukupno - total	85438	89.0	8626	9.0	1877	2.0	76	0.1	96016
Ukupno (godišnje) - Total (annual)	I	649162	89.4	65321	9.0	11405	1.6	131	0.0	726019
	II	620339	88.0	71302	10.1	12164	1.7	870	0.1	704675
	ukupno - total	1269502	88.7	136623	9.5	23569	1.6	1001	0.1	1430694
Prosjek (PGDS) - Average (AADT)	I	1774	89.4	178	9.0	31	1.6	0	0.0	1984
	II	1695	88.0	195	10.1	33	1.7	2	0.1	1925
	ukupno - total	3469	88.7	373	9.5	64	1.6	3	0.1	3909

BRONANJE VOZILA NA MREŽI PUTEVA U REPUBLICI SRPSKOJ – 2017. GODINA
VEHICLE COUNTING ON THE ROAD NETWORK OF THE REPUBLIC OF SRPSKA – YEAR 2017

SAOBRAĆAJNI POKAZATELJI

Automatski brojač broj 000053
 Lokalizacija / Station name [km+m] Dvorovi / 3+430,00
 Broj puta / Direction M 18.2 (MI-104) / Gojsovac - granica / border RS (Pavlovića Most)

Mjesec	Smjer	minimalni čas		maksimalni čas		minimalni dan		maksimalni dan		dnevni prosjek (05-21 h)	noćni prosjek (21-05 h)	prosjek radnim danom	prosjek vikendom	ljetni prosjek
		datum/dan	čas	voz/h	datum/dan	čas	voz/h	datum/dan	voz/dan					
Januar	I	subota/23.	4	0	ponedjeljak/4.	14	162	četvrtak/7.	652	1820	146	1346	1268	
	II	petak/8.	3	0	srijeda/6.	14	163	četvrtak/7.	843	1844	180	1195	1226	
	I+II	utorak/12.	2	1	srijeda/6.	14	318	četvrtak/7.	1495	3664	2196	2542	2494	
Februar	I	srijeda/3.	2	0	nedjelja/28.	14	162	subota/13.	901	1906	117	1320	1358	
	II	utorak/2.	2	0	petak/26.	14	162	subota/13.	855	1796	170	1300	1297	
	I+II	utorak/2.	2	1	petak/26.	14	310	subota/13.	1756	3702	287	2621	2655	
Mart	I	četvrtak/3.	3	1	nedjelja/20.	13	222	četvrtak/10.	1090	2294	151	1723	1797	
	II	utorak/8.	3	0	nedjelja/6.	16	207	utorak/1.	1273	2217	1489	1643	1818	
	I+II	srijeda/9.	3	2	subota/19.	13	390	četvrtak/10.	2647	4507	3079	3365	3616	
April	I	ponedjeljak/25.	4	0	petak/29.	12	403	subota/9.	1568	3464	2011	226	2233	2246
	II	četvrtak/21.	3	0	petak/29.	19	307	ponedjeljak/11.	1235	3390	1789	297	1966	2324
	I+II	ponedjeljak/11.	2	4	petak/29.	12	565	ponedjeljak/11.	3063	6854	3800	523	4199	4569
Maj	I	srijeda/11.	2	0	nedjelja/22.	14	257	utorak/31.	1486	2712	1985	2042	2413	
	II	utorak/3.	3	1	subota/14.	17	242	utorak/31.	1457	2726	1849	316	2042	2389
	I+II	utorak/3.	3	2	subota/14.	13	426	utorak/31.	2943	5405	3834	538	4136	4801
Juni	I	ponedjeljak/20.	4	1	nedjelja/5.	12	238	srijeda/22.	1390	2764	1804	234	1961	2246
	II	utorak/28.	3	0	subota/25.	19	266	utorak/21.	1395	2625	1662	1932	2164	1994
	I+II	srijeda/22.	3	3	subota/25.	16	396	srijeda/22.	2788	5389	3466	565	3894	4410
Juli	I	utorak/5.	3	2	nedjelja/31.	16	342	nedjelja/24.	2067	3294	2140	2361	2679	2464
	II	ponedjeljak/11.	3	2	nedjelja/31.	18	345	nedjelja/24.	2061	3125	1996	449	2346	2651
	I+II	utorak/5.	3	6	nedjelja/31.	18	639	nedjelja/24.	4128	6419	4135	773	4707	5330
Avgust	I	četvrtak/18.	4	2	nedjelja/7.	13	332	srijeda/31.	1929	3274	2302	2492	2996	2622
	II	srijeda/10.	4	1	subota/27.	18	302	utorak/30.	1932	3330	2131	471	2465	2998
	I+II	srijeda/10.	4	7	nedjelja/7.	13	533	srijeda/31.	3863	6604	4433	791	4957	5994
Septembar	I	utorak/6.	3	1	subota/3.	13	283	nedjelja/18.	1694	2721	1887	204	2052	2197
	II	četvrtak/1.	3	0	nedjelja/25.	16	243	nedjelja/18.	1750	2778	1830	271	2063	2204
	I+II	utorak/6.	3	2	subota/3.	13	488	nedjelja/18.	3444	5499	3717	474	4115	4401
Oktobar	I	utorak/4.	2	1	subota/29.	11	239	nedjelja/16.	1572	2773	1812	169	1929	2091
	II	ponedjeljak/10.	3	0	nedjelja/9.	16	236	nedjelja/23.	1587	2456	1700	230	1912	1967
	I+II	srijeda/19.	4	3	nedjelja/9.	16	397	nedjelja/16.	3177	4951	3513	399	3841	4058
Novembar	I	ponedjeljak/28.	4	0	subota/5.	13	232	nedjelja/27.	1200	2405	1694	180	1832	1869
	II	četvrtak/24.	3	0	subota/5.	16	238	nedjelja/20.	834	2261	1547	210	1771	1676
	I+II	utorak/1.	4	3	subota/5.	14	430	nedjelja/20.	2377	4666	3241	391	3604	3545
Decembar	I	utorak/13.	2	0	subota/10.	12	177	nedjelja/25.	1105	2020	1441	127	1594	1503
	II	petak/2.	3	0	četvrtak/8.	15	187	nedjelja/25.	840	1847	1327	158	1360	1360
	I+II	petak/2.	2	3	petak/30.	14	326	nedjelja/25.	1945	3703	2768	284	3129	2862
Godina	I	subota/23.1.	4	0	petak/29.4.	12	403	četvrtak/7.1.	652	3464	2024	1911	2055	2303
	II	petak/8.1.	3	0	nedjelja/31.7.	18	345	nedjelja/20.1.1.	834	3390	1623	273	1848	2006
	I+II	utorak/12.1.	2	1	nedjelja/31.7.	18	639	četvrtak/7.1.	1495	6854	3377	475	3759	4061

BROJANJE VOZILA NA MREŽI PUTEVA U REPUBLICI SRPSKOJ – 2017. GODINA
VEHICLE COUNTING ON THE ROAD NETWORK OF THE REPUBLIC OF SRPSKA – YEAR 2017

TRAFFIC PARAMETERS

Automatic counter number
 Location / Mileage [km+m]
 Road number / Section

000053

Dvorovi / 3+430,00

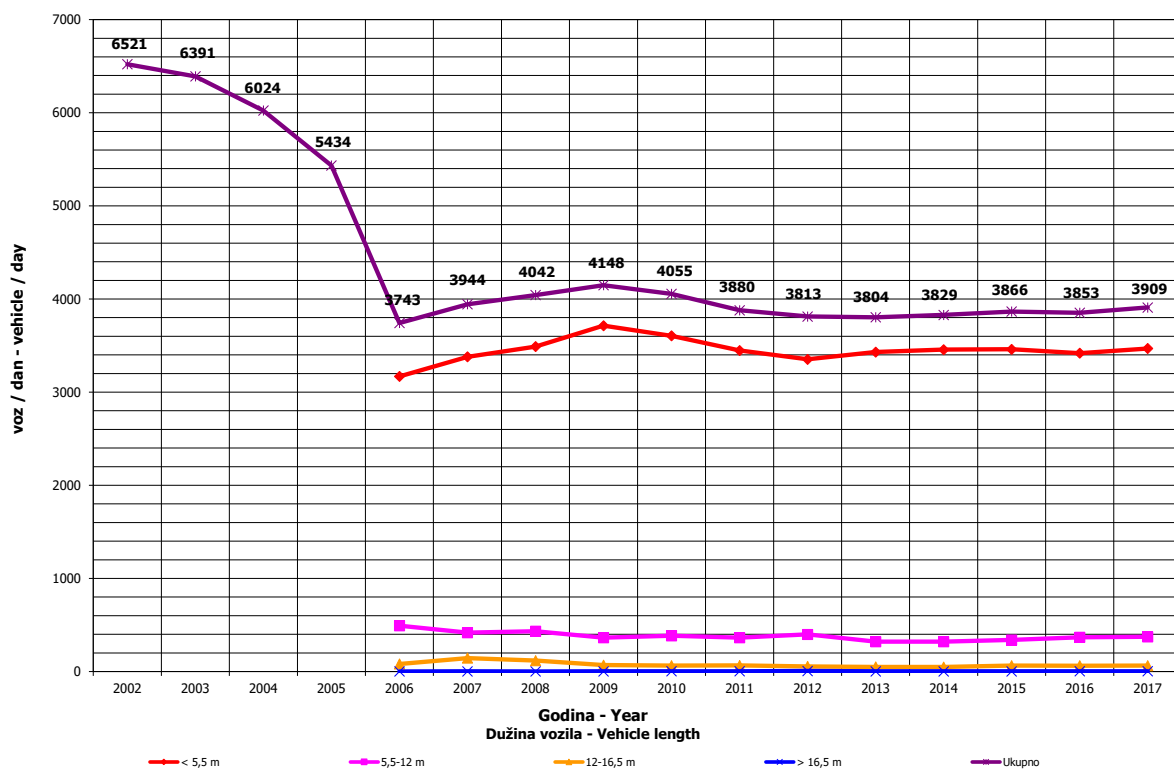
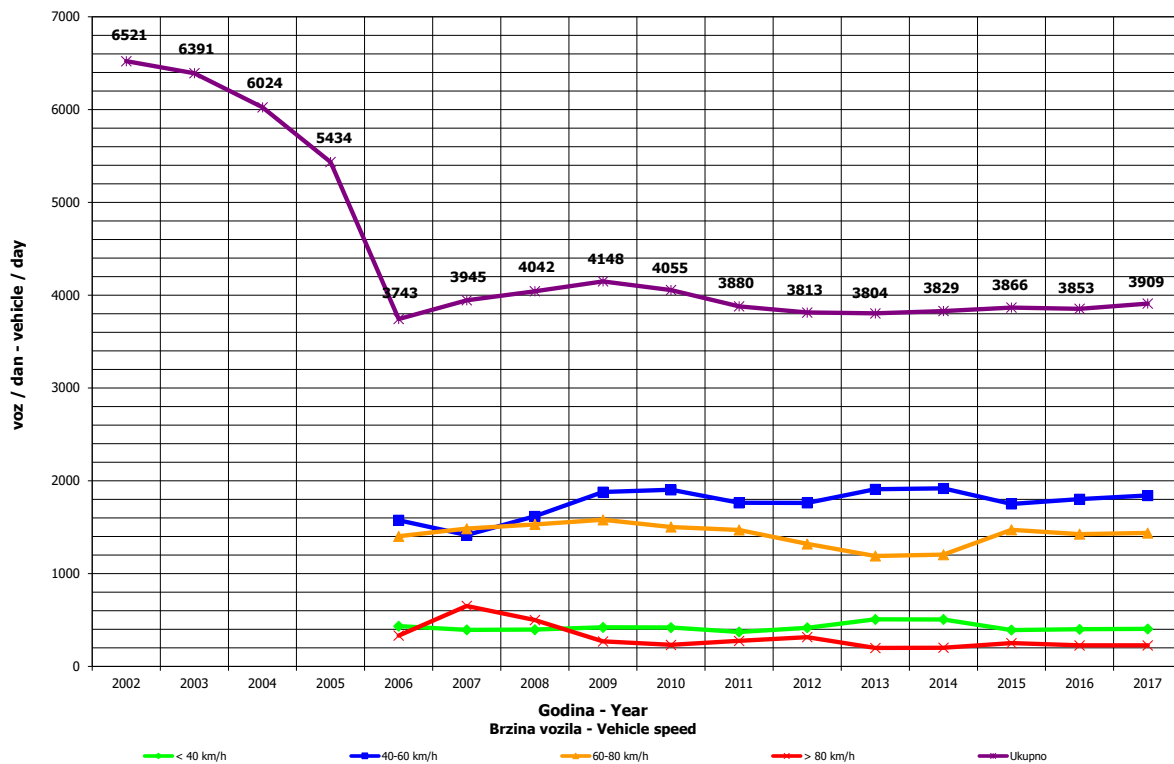
M 18.2 (M1-104) / Gojsovac - granica / border RS (Pavlovića Most)

Month	Direction	minimum hour		maximum hour		minimum day		maximum day		day time average (5-21 h)	night average (21-05 h)	working day average	weekend average	summer average
		date/day	hour	veh/h	date/day	hour	veh/day	date/day	veh/day					
January	I	23/Saturday	4	0	4/Monday	14	162	7/Thursday	1820	1167	146	1346	1268	
	II	8/Friday	3	0	6/Wednesday	14	163	7/Thursday	1844	1029	180	1195	1226	
	I+II	12/Tuesday	2	1	6/Wednesday	14	318	7/Thursday	3664	2196	326	2542	2494	
February	I	3/Wednesday	2	0	28/Sunday	14	162	13/Saturday	1906	1214	117	1320	1358	
	II	2/Tuesday	2	0	26/Friday	14	162	13/Saturday	1796	1129	170	1300	1297	
	I+II	2/Tuesday	2	1	26/Friday	14	310	13/Saturday	3702	2343	287	2621	2655	
March	I	3/Thursday	3	1	20/Sunday	13	222	10/Thursday	2294	1591	151	1723	1797	
	II	8/Tuesday	3	0	6/Sunday	16	207	1/Thursday	1273	1489	199	1643	1818	
	I+II	9/Wednesday	3	2	19/Saturday	13	390	10/Thursday	2647	3079	351	3365	3616	
April	I	25/Monday	4	0	29/Friday	12	403	9/Saturday	3464	2011	226	2233	2246	
	II	21/Thursday	3	0	29/Friday	19	307	11/Monday	1235	1789	297	1966	2324	
	I+II	11/Monday	2	4	29/Friday	12	565	11/Monday	3063	3800	523	4199	4569	
May	I	11/Wednesday	2	0	22/Sunday	14	257	31/Tuesday	1486	1985	222	2094	2413	
	II	3/Tuesday	3	1	14/Saturday	17	242	31/Tuesday	1457	1849	316	2042	2389	
	I+II	3/Tuesday	3	2	14/Saturday	13	426	31/Tuesday	2943	3834	538	4136	4801	
June	I	20/Monday	4	1	5/Sunday	12	238	22/Wednesday	1390	1804	234	1961	2246	2037
	II	28/Tuesday	3	0	25/Saturday	19	266	21/Tuesday	1395	1662	332	1932	2164	1994
	I+II	22/Wednesday	3	3	25/Saturday	16	396	22/Wednesday	2788	3466	565	3894	4410	4031
July	I	5/Tuesday	3	2	31/Sunday	16	342	24/Sunday	2067	2140	324	2361	2679	2464
	II	11/Monday	3	2	31/Sunday	18	345	24/Sunday	2061	1996	449	2346	2651	2444
	I+II	5/Tuesday	3	6	31/Sunday	18	639	24/Sunday	4128	4135	773	4707	5330	4908
August	I	18/Thursday	4	2	7/Sunday	13	332	31/Wednesday	1929	2302	320	2492	2996	2622
	II	10/Wednesday	4	1	27/Saturday	18	302	30/Tuesday	1932	2131	471	2465	2998	2603
	I+II	10/Wednesday	4	7	7/Sunday	13	533	31/Wednesday	3863	4433	791	4957	5994	5224
September	I	6/Tuesday	3	1	3/Saturday	13	283	18/Sunday	1694	1887	204	2052	2197	2091
	II	1/Thursday	3	0	25/Sunday	16	243	18/Sunday	1750	1830	271	2063	2204	2100
	I+II	6/Tuesday	3	2	3/Saturday	13	488	18/Sunday	3444	3717	474	4115	4401	4191
October	I	4/Tuesday	2	1	29/Saturday	11	239	16/Sunday	1572	1812	169	1929	2091	
	II	10/Monday	3	0	9/Sunday	16	236	23/Sunday	1587	1700	230	1912	1967	
	I+II	19/Wednesday	4	3	9/Sunday	16	397	16/Sunday	3177	3513	399	3841	4058	
November	I	28/Monday	4	0	5/Saturday	13	232	27/Sunday	1200	1694	180	1832	1869	
	II	24/Thursday	3	0	5/Saturday	16	238	20/Sunday	834	1547	210	1771	1676	
	I+II	1/Thursday	4	3	5/Saturday	14	430	20/Sunday	2377	3241	391	3604	3545	
December	I	13/Tuesday	2	0	10/Saturday	12	177	25/Sunday	1105	1441	127	1594	1503	
	II	2/Friday	3	0	8/Thursday	15	187	25/Sunday	840	1327	158	1535	1360	
	I+II	2/Friday	2	3	30/Friday	14	326	25/Sunday	1945	2768	284	3129	2862	
Year	I	January 23/Saturday	4	0	April 29/Friday	12	403	January 7/Thursday	3464	3464	202	1911	2055	2303
	II	January 8/Friday	3	0	July 31/Sunday	18	345	November 20/Sunday	834	1623	273	1848	2006	2285
	I+II	January 12/Tuesday	2	1	July 31/Sunday	18	639	January 7/Thursday	1495	3377	475	3759	4061	4589

GODIŠNJA NERAVNOMJERNOST SAOBRAĆAJNOG TOKA TRAFFIC FLOW ANNUAL VARIATION

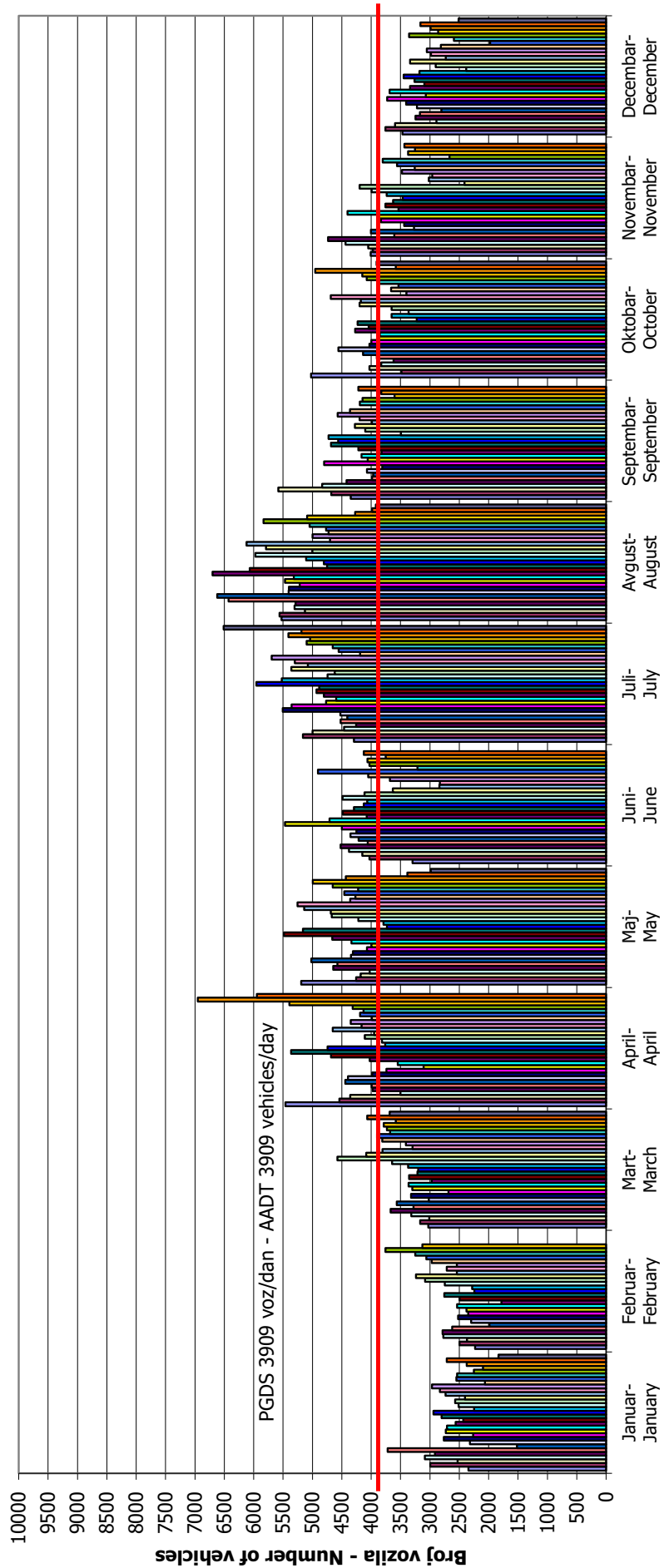
Automatski brojač broj - Automatic counter number
 Lokalitet - Location / Stacionaža - Mileage [km+m]
 Broj puta - Road number / Dionica - Section

000053
 Dvorovi / 3+430,00
 M 18.2 (MI-104) / Gojsovac - granica / border
 RS (Pavlovića Most)



**DNEVNA NERAVNOMJERNOST SAOBRAĆAJNOG TOKA
 TRAFFIC FLOW DAILY VARIATION**

Automatski brojač broj - Automatic counter number 000053
 Lokality - Location / Stacionaža - Mileage [km+m] Dvorovi / 3+430,00
 Broj puta - Road number/ Dionica - Section M 18.2 (MI-104) / Gojsovac - granica / border RS (Pavlovića Most)

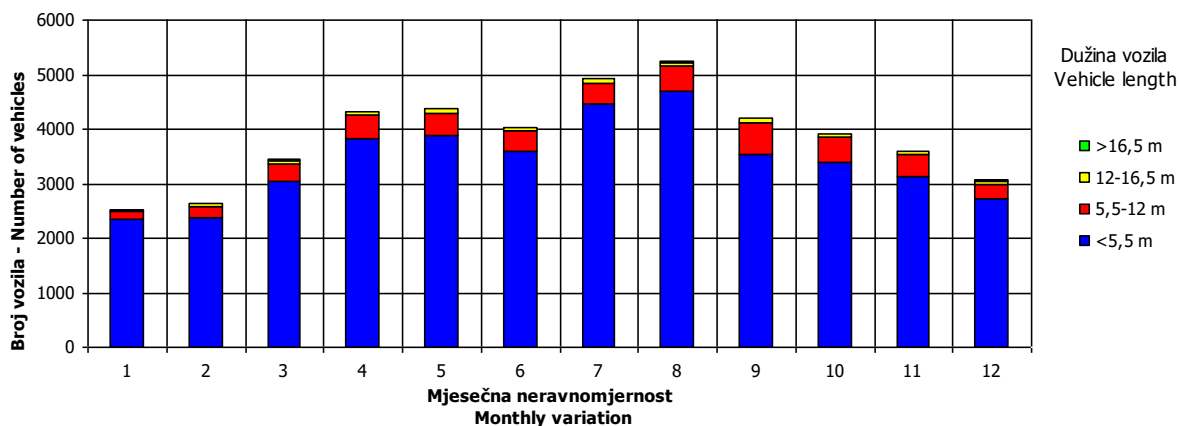
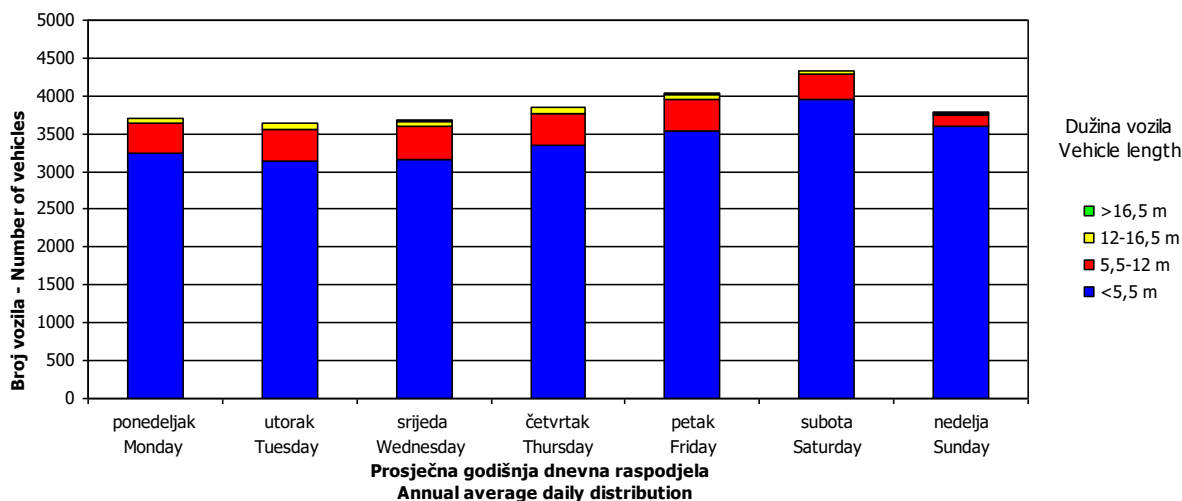
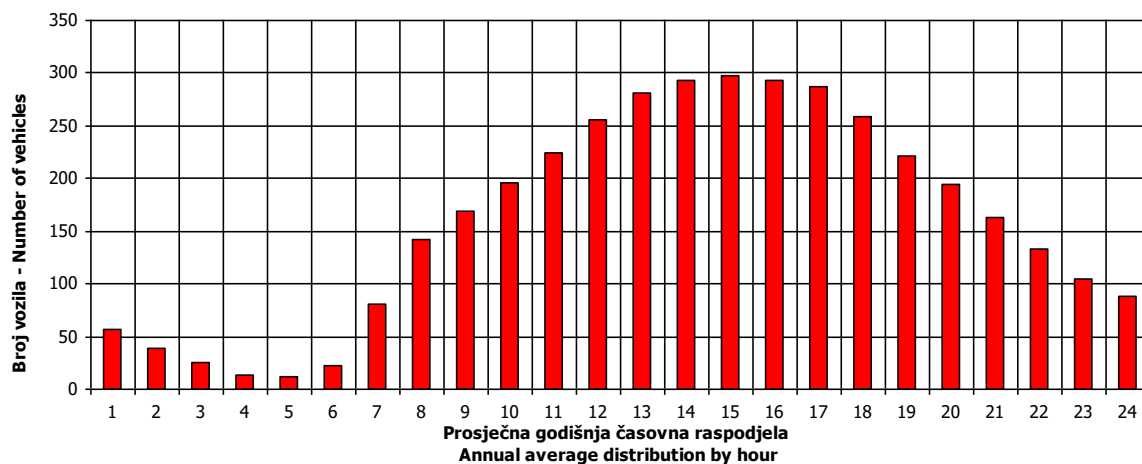


VREMENSKA RASPODJELA SAOBRAĆAJNOG TOKA TRAFFIC FLOW TIME DISTRIBUTION

Automatski brojač broj - Automatic counter number
 Lokalitet - Location / Stacionaža - Mileage [km+m]
 Broj puta - Road number / Dionica - Section

000053
 Dvorovi / 3+430,00
 M 18.2 (MI-104) / Gojsovac - granica / border RS
 (Pavlovića Most)

PGDS 3909 voz/dan AADT 3909 veh/day

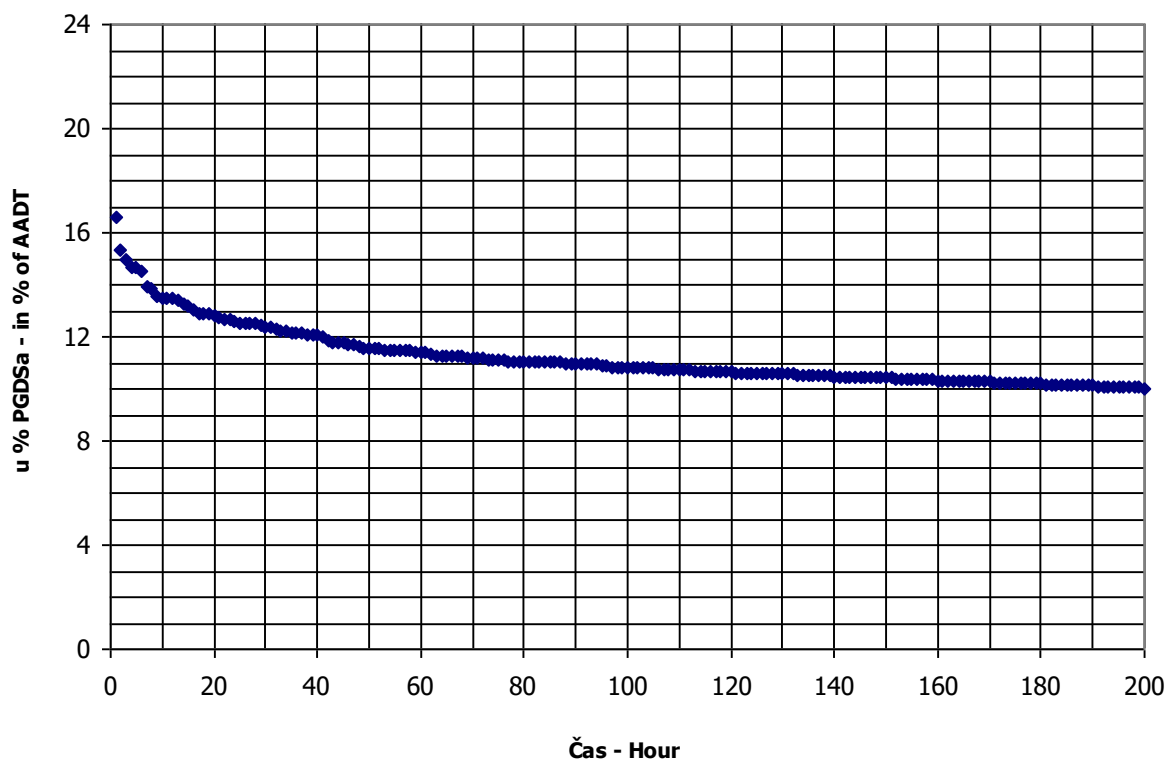


SATNA DISTRIBUCIJA SAOBRAĆAJNOG TOKA TRAFFIC FLOW HOURLY DISTRIBUTION

Automatski brojač broj - Automatic counter number
 Lokalitet - Location / Stacionaža - Mileage [km+m]
 Broj puta - Road number / Dionica - Section

000053
 Dvorovi / 3+430,00
 M 18.2 (Mi-104) / Gojsovac - granica / border
 RS (Pavlovića Most)

PGDS - AADT	3909 voz/dan - veh/day							
Čas - Hour	Maksimalni vršni sat - Maximum peak hour	10	20	30	40	50	100	200
Sat u danu - Hour of day	18	15	16	17	18	13	19	15
Sat u godini - Hour in year	5107	5608	5081	5610	5755	5438	5252	2680
Dan - Day of week	nedelja - Sunday	nedelja - Sunday	subota - Saturday	nedelja - Sunday	subota - Saturday	nedelja - Sunday	subota - Saturday	četvrtak - Thursday
Datum - Date	31	21	30	21	27	14	6	21
Mjesec - Month	juli - July	avgust - August	juli - July	avgust - August	avgust - August	avgust - August	avgust - August	april - April
Vrijednost - Value	639	520	495	477	464	446	417	386
% - percent	16.58	13.50	12.85	12.38	12.04	11.58	10.82	10.02



AUTOMATSKI BROJAČ UNIŠTEN
AUTOMATIC COUNTER DESTROYED

BRONJE VOZILA NA MREŽI PUTEVA U REPUBLICI SRPSKOJ – 2017. GODINA
VEHICLE COUNTING ON THE ROAD NETWORK OF THE REPUBLIC OF SRPSKA – YEAR 2017

MJESEČNI BROJ VOZILA
MONTHLY NUMBER OF VEHICLES

Automatski brojač broj - Automatic counter number
 Lokalitet - Location / Stacionaža - Mileage [km+m]
 Broj puta - Road number / Dionica - Section

000055
 Tuli / 6+766,00
 R 429 (RI-6104) / Aleksina Međa - granica /
 border RS (Sitnica)

	Mjesec - Month											
	Januar- January	Februar- February	Mart- March	April- April	Maj- May	Juni- June	Juli- July	August- August	Septembar- September	Oktober- October	Novembar- November	Decembar- December
1	833	502	570	966	1378	779	1688	2927	1375	1299	730	597
2	913	554	672	1139	1407	872	2124	2643	1479	1278	596	647
3	1032	758	531	941	973	887	2535	2615	1940	927	870	809
4	1034	656	647	1177	1246	1237	1558	2630	1720	658	875	833
5	1134	823	931	876	1395	1373	1363	2676	1122	744	1265	573
6	971	1041	927	864	1001	1053	1575	3475	1065	943	1182	544
7	848	922	717	918	1203	942	1532	3966	1082	1132	573	580
8	904	642	651	1010	1348	927	1733	2770	1165	1705	469	862
9	895	636	559	1185	854	1037	2889	3161	1145	1134	534	911
10	870	537	618	1004	914	1274	2826	2993	1430	823	669	1094
11	623	598	587	644	961	1877	1843	2768	1467	992	885	928
12	677	668	897	578	995	1679	1819	2578	1065	797	1202	713
13	821	854	885	657	1042	1123	1896	3805	1080	700	988	624
14	845	1051	673	727	1015	1121	2197	4029	1221	900	791	659
15	799	620	689	824	1059	998	2123	2517	1082	938	712	727
16	1015	502	615	1129	722	1261	3152	2311	1152	1012	661	788
17	853	517	843	1075	781	1367	3443	2406	1504	911	811	1045
18	801	554	1028	629	852	1800	2404	2495	1245	745	733	990
19	1014	748	1108	686	1073	1624	2480	2852	939	732	992	606
20	1093	994	1107	743	1326	1055	2310	3457	1023	858	1142	557
21	583	937	588	805	1321	953	2261	3443	1045	906	736	616
22	816	570	694	803	1192	1021	2076	2211	972	1247	582	768
23	1042	475	680	1085	873	1147	3280	2066	1139	1075	589	826
24	975	560	749	1058	899	1323	3532	2180	1028	618	639	777
25	680	776	892	852	1023	1788	2387	1974	1020	826	619	1006
26	587	473	1230	848	866	1683	2172	2601	819	1007	919	643
27	527	912	1174	890	994	1216	2238	2928	833	909	713	578
28	485	906	832	1025	1131	1261	2310	2806	891	981	589	578
29	682		835	1292	1178	1367	2869	1828	1129	1149	462	597
30	913		722	1620	805	1650	4068	1617	980	1041	451	684
31	803		644		1063		4371	1579		791		665
Ukupno- Total	26055	20593	24299	28044	32883	37682	75034	84265	35152	29775	22969	22815
Prosjek- Average	840	710	784	935	1061	1256	2420	2718	1172	960	766	736
Godišnji prosjek (PGDS) - Annual average (AADT)												1201

BROJANJE VOZILA NA MREŽI PUTEVA U REPUBLICI SRPSKOJ – 2017. GODINA
VEHICLE COUNTING ON THE ROAD NETWORK OF THE REPUBLIC OF SRPSKA – YEAR 2017

STRUKTURA SAOBRAĆAJNOG TOKA
TRAFFIC FLOW COMPOSITION

Automatski brojač broj - Automatic counter number 000055
 Lokalitet - Location / Stacionaža - Mileage [km+m] Tuli / 6+766,00
 Broj puta - Road number / Dionica - Section R 429 (RI-6104) / Aleksina Međa - granica / border RS (Sitnica)

Mjesec - Month	Smjer - Direction	Dužina vozila - Vehicle length								Ukupno - Total
		< 5,5 m	(%)	5,5 - 12 m	(%)	12 - 16,5 m	(%)	< 16,5 m	(%)	
Januar - January	I	12779	98.4	207	1.6	3	0.0	0	0.0	12989
	II	12793	97.9	267	2.0	3	0.0	3	0.0	13066
	ukupno - total	25571	98.1	474	1.8	6	0.0	3	0.0	26055
Februar - February	I	9930	97.9	206	2.0	5	0.1	0	0.0	10142
	II	10157	97.2	289	2.8	4	0.0	1	0.0	10451
	ukupno - total	20087	97.5	495	2.4	10	0.0	1	0.0	20593
Mart - March	I	11673	97.1	342	2.8	10	0.1	0	0.0	12025
	II	11817	96.3	448	3.7	9	0.1	0	0.0	12274
	ukupno - total	23491	96.7	790	3.3	18	0.1	0	0.0	24299
April - April	I	14007	98.4	220	1.5	8	0.1	0	0.0	14234
	II	13479	97.6	318	2.3	12	0.1	1	0.0	13810
	ukupno - total	27486	98.0	538	1.9	19	0.1	1	0.0	28044
Maj - May	I	16045	98.0	322	2.0	5	0.0	0	0.0	16372
	II	16112	97.6	389	2.4	9	0.1	1	0.0	16511
	ukupno - total	32157	97.8	711	2.2	14	0.0	1	0.0	32883
Juni - June	I	19229	98.0	371	1.9	10	0.0	2	0.0	19611
	II	17543	97.1	519	2.9	8	0.0	1	0.0	18071
	ukupno - total	36772	97.6	890	2.4	17	0.0	3	0.0	37682
Juli - July	I	39310	98.5	580	1.5	4	0.0	3	0.0	39898
	II	34440	98.0	684	1.9	6	0.0	5	0.0	35136
	ukupno - total	73751	98.3	1264	1.7	11	0.0	9	0.0	75034
Avgust - August	I	39819	98.6	563	1.4	2	0.0	6	0.0	40391
	II	43150	98.3	714	1.6	5	0.0	5	0.0	43875
	ukupno - total	82969	98.5	1277	1.5	8	0.0	12	0.0	84265
Septembar - September	I	16256	97.8	366	2.2	1	0.0	0	0.0	16623
	II	18041	97.4	482	2.6	3	0.0	3	0.0	18530
	ukupno - total	34297	97.6	848	2.4	4	0.0	3	0.0	35152
Oktobar - October	I	14391	97.7	341	2.3	2	0.0	1	0.0	14735
	II	14599	97.1	435	2.9	4	0.0	2	0.0	15040
	ukupno - total	28990	97.4	776	2.6	6	0.0	3	0.0	29775
Novembar - November	I	11208	98.2	202	1.8	3	0.0	1	0.0	11414
	II	11274	97.6	274	2.4	3	0.0	3	0.0	11554
	ukupno - total	22482	97.9	476	2.1	6	0.0	4	0.0	22969
Decembar - December	I	11099	98.0	210	1.9	16	0.1	0	0.0	11325
	II	11204	97.5	271	2.4	15	0.1	0	0.0	11490
	ukupno - total	22303	97.8	481	2.1	31	0.1	0	0.0	22815
Ukupno (godišnje) - Total (annual)	I	215747	98.2	3928	1.8	70	0.0	14	0.0	219758
	II	214608	97.6	5092	2.3	81	0.0	27	0.0	219808
	ukupno - total	430355	97.9	9019	2.1	151	0.0	41	0.0	439566
Prosjek (PGDS) - Average (AADT)	I	589	98.2	11	1.8	0	0.0	0	0.0	600
	II	586	97.6	14	2.3	0	0.0	0	0.0	601
	ukupno - total	1176	97.9	25	2.1	0	0.0	0	0.0	1201

BRONANJE VOZILA NA MREŽI PUTEVA U REPUBLICI SRPSKOJ – 2017. GODINA
VEHICLE COUNTING ON THE ROAD NETWORK OF THE REPUBLIC OF SRPSKA – YEAR 2017

SAOBRAĆAJNI POKAZATELJI

000055

Tuli / 6+766,00

R 429 (RI-6104) / Aleksina Međa - granica / border RS (Sitnica)

Automatski brojač broj
 Lokalizet / Stacionaža [km+m]
 Broj puta / Dionica

Mjesec	Smjer	minimalni čas			maksimalni čas			minimalni dan		maksimalni dan		dnevni prosjek (05-21 h)	noćni prosjek (21-05 h)	prosjek radnim danom	prosjek vikendom	ljetni prosjek
		datum/dan	čas	voz/h	datum/dan	čas	voz/h	datum/dan	voz/dan	datum/dan	voz/dan					
Januar	I	nedjelja/24.	0	0	utorak/5.	13	79	četvrtak/28.	228	srijeda/20.	520	355	35	366	433	
	II	ponedjeljak/11.	0	0	utorak/5.	15	97	četvrtak/28.	224	utorak/5.	560	358	35	364	425	
	I+II	ponedjeljak/25.	1	0	utorak/5.	15	140	četvrtak/28.	452	utorak/5.	1057	713	70	730	858	
Februar	I	srijeda/3.	0	0	subota/6.	10	98	petak/26.	193	nedjelja/14.	489	299	27	290	421	
	II	srijeda/3.	0	0	srijeda/3.	15	81	utorak/23.	210	subota/6.	500	310	26	286	466	
	I+II	srijeda/3.	0	0	subota/6.	10	160	petak/26.	441	nedjelja/14.	979	609	52	576	887	
Mart	I	subota/5.	0	0	nedjelja/27.	11	60	četvrtak/3.	246	subota/26.	547	331	31	322	474	
	II	petak/11.	0	0	petak/18.	15	68	četvrtak/3.	249	subota/26.	599	341	28	327	488	
	I+II	petak/11.	0	0	nedjelja/27.	12	103	četvrtak/3.	495	subota/26.	1146	671	59	650	962	
April	I	četvrtak/21.	0	0	ponedjeljak/4.	17	73	utorak/12.	278	subota/30.	798	397	46	396	535	
	II	subota/2.	0	0	subota/30.	9	59	utorak/12.	261	subota/30.	711	393	36	374	540	
	I+II	četvrtak/21.	0	0	ponedjeljak/4.	17	112	utorak/12.	539	subota/30.	1509	789	82	770	1074	
Maj	I	srijeda/11.	1	0	utorak/31.	15	123	ponedjeljak/16.	364	nedjelja/1.	659	440	52	461	549	
	II	petak/27.	0	0	utorak/31.	16	108	ponedjeljak/16.	309	ponedjeljak/2.	738	447	49	462	559	
	I+II	srijeda/18.	1	0	utorak/31.	15	148	ponedjeljak/16.	673	ponedjeljak/2.	1311	887	102	923	1109	
Juni	I	utorak/7.	0	0	subota/25.	9	83	srijeda/1.	376	subota/11.	926	540	69	546	784	609
	II	srijeda/1.	0	0	nedjelja/12.	20	92	srijeda/1.	350	nedjelja/26.	831	493	69	497	737	561
	I+II	srijeda/22.	2	0	subota/11.	10	131	srijeda/1.	726	subota/11.	1749	1033	138	1043	1521	1171
Juli	I	ponedjeljak/11.	2	1	nedjelja/31.	10	217	utorak/5.	685	nedjelja/31.	2261	1068	132	1011	1595	1200
	II	srijeda/6.	2	0	nedjelja/17.	18	220	utorak/5.	585	subota/30.	1928	918	138	889	1407	1056
	I+II	ponedjeljak/11.	2	1	subota/30.	13	348	utorak/5.	1270	nedjelja/31.	4073	1986	270	1900	3002	2256
Avgust	I	utorak/30.	1	0	nedjelja/14.	9	191	utorak/30.	635	subota/6.	1777	1089	126	1114	1503	1215
	II	srijeda/31.	2	1	nedjelja/28.	11	184	srijeda/31.	776	nedjelja/14.	2083	1179	140	1170	1747	1319
	I+II	utorak/30.	1	2	nedjelja/14.	9	318	srijeda/31.	1471	nedjelja/14.	3754	2268	266	2285	3250	2534
Septembar	I	srijeda/7.	1	0	srijeda/14.	14	88	ponedjeljak/26.	388	subota/3.	810	462	55	488	595	516
	II	četvrtak/1.	2	0	subota/3.	10	130	ponedjeljak/26.	375	subota/3.	998	530	45	520	728	575
	I+II	utorak/6.	2	0	subota/3.	10	188	ponedjeljak/26.	763	subota/3.	1808	992	100	1008	1322	1092
Oktobar	I	srijeda/5.	1	0	utorak/11.	15	119	ponedjeljak/24.	284	subota/8.	772	402	41	395	544	
	II	subota/1.	0	0	utorak/11.	16	106	ponedjeljak/24.	292	subota/8.	817	416	36	399	563	
	I+II	srijeda/5.	1	0	utorak/11.	15	156	ponedjeljak/24.	576	subota/8.	1589	819	76	794	1107	
Novembar	I	srijeda/16.	0	0	nedjelja/20.	16	71	srijeda/30.	206	subota/5.	595	321	43	305	470	
	II	četvrtak/10.	0	0	nedjelja/6.	15	86	utorak/29.	213	subota/5.	584	329	39	309	476	
	I+II	ponedjeljak/14.	1	0	nedjelja/20.	16	116	srijeda/30.	420	subota/5.	1179	651	81	614	946	
Decembar	I	četvrtak/1.	0	0	petak/23.	16	72	utorak/20.	250	nedjelja/25.	504	309	32	308	420	
	II	četvrtak/1.	0	0	nedjelja/25.	16	66	ponedjeljak/5.	239	subota/10.	533	317	29	313	423	
	I+II	četvrtak/1.	0	0	petak/23.	16	106	utorak/6.	507	subota/10.	1019	626	61	622	843	
Godina	I	nedjelja/24.1.	0	0	nedjelja/31.7.	10	217	petak/26.2.	193	nedjelja/31.7.	2261	501	57	500	693	885
	II	ponedjeljak/11.1.	0	0	nedjelja/17.7.	18	220	utorak/23.2.	210	nedjelja/14.8.	2083	503	56	493	714	878
	I+II	ponedjeljak/25.1.	1	0	subota/30.7.	13	348	srijeda/30.11.	420	nedjelja/31.7.	4073	1004	113	993	1407	1763

BROJANJE VOZILA NA MREŽI PUTEVA U REPUBLICI SRPSKOJ – 2017. GODINA
VEHICLE COUNTING ON THE ROAD NETWORK OF THE REPUBLIC OF SRPSKA – YEAR 2017

TRAFFIC PARAMETERS

Automatic counter number
 Location / Mileage [km+m]
 Road number / Section

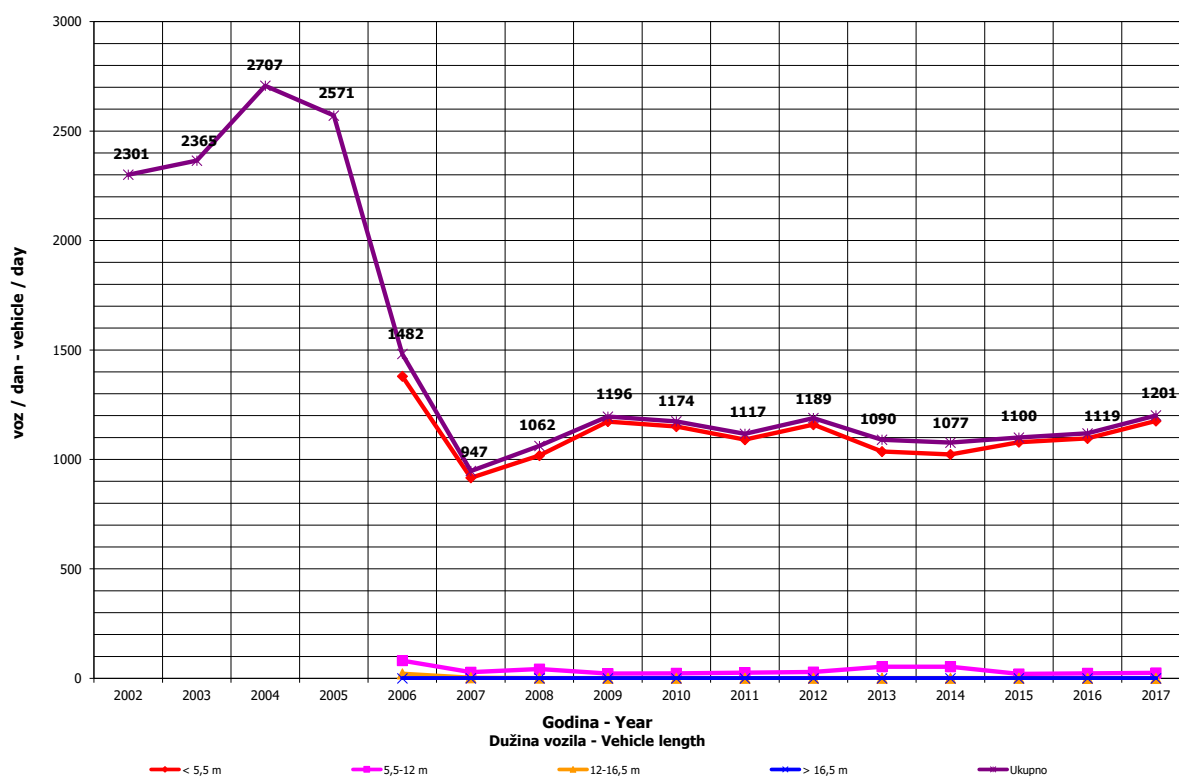
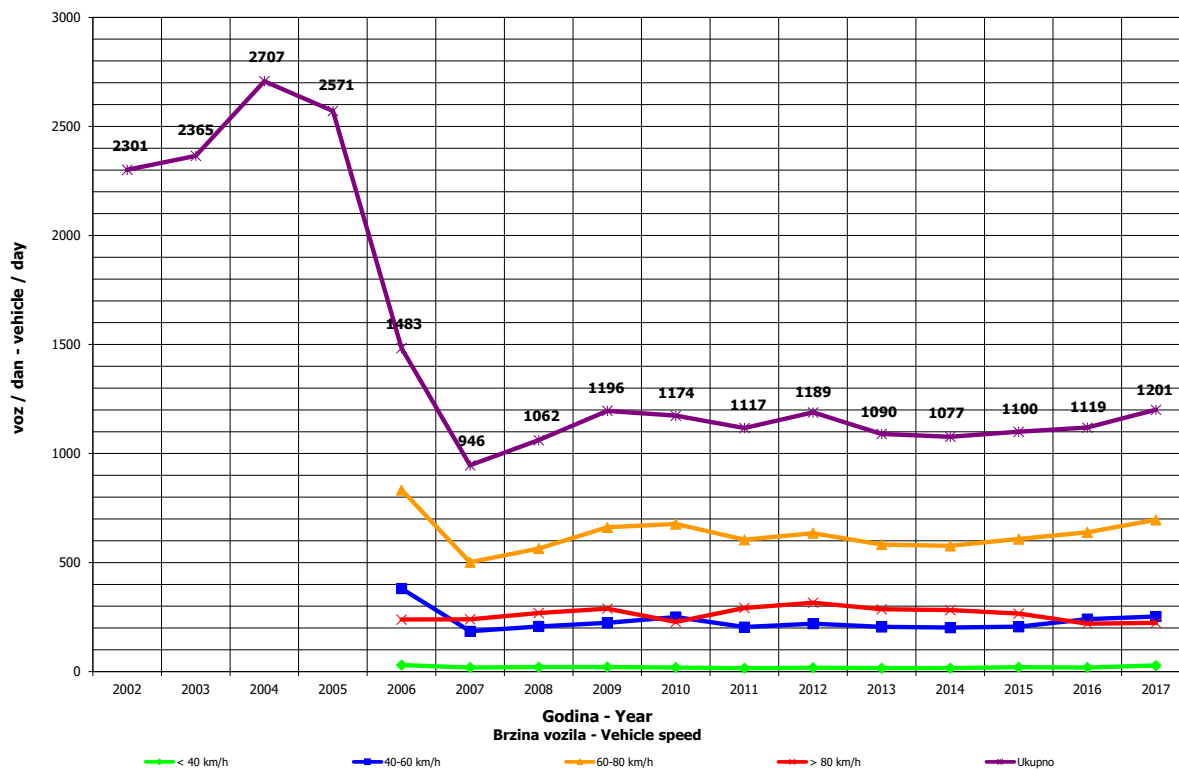
000055
 Tuli / 6+766,00
 R 429 (RI-6104) / Aleksina Međa - granica / border RS (Sitnica)

Month	Direction	minimum hour		maximum hour		veh/h		veh/day		veh/day		day time average (5-21 h)	night average (21-05 h)	working day average	weekend average	summer average
		date/day	hour	date/day	hour	veh/h	veh/day	date/day	veh/day							
January	I	24/Sunday	0	5/Tuesday	13	79	228	20/Wednesday	520	355	35	366	425			
	II	11/Monday	0	5/Tuesday	15	97	224	28/četrtek	560	358	35	364	433			
	I+II	25/Monday	1	5/Tuesday	15	140	452	28/četrtek	1057	713	70	730	858			
February	I	3/Wednesday	0	6/Saturday	10	98	193	14/Sunday	489	299	27	290	421			
	II	3/Wednesday	0	3/Wednesday	15	81	210	6/Saturday	500	310	26	286	466			
	I+II	3/Wednesday	0	6/Saturday	10	160	441	14/Sunday	979	609	52	576	887			
March	I	5/Saturday	0	27/Sunday	11	60	246	3/četrtek	547	331	31	322	474			
	II	11/Friday	0	18/Friday	15	68	249	3/četrtek	599	341	28	327	488			
	I+II	11/Friday	0	27/Sunday	12	103	495	26/Saturday	1146	671	59	650	962			
April	I	21/četrtek	0	4/Monday	17	73	278	12/Tuesday	798	397	46	396	535			
	II	2/Saturday	0	30/Saturday	9	59	261	12/Tuesday	711	393	36	374	540			
	I+II	21/četrtek	0	4/Monday	17	112	539	12/Tuesday	1509	789	82	770	1074			
May	I	11/Wednesday	1	31/Tuesday	15	123	364	16/Monday	659	440	52	461	549			
	II	27/Friday	0	31/Tuesday	16	108	309	16/Monday	738	447	49	462	559			
	I+II	18/Wednesday	1	31/Tuesday	15	148	673	16/Monday	1311	887	102	923	1109			
June	I	7/Tuesday	0	25/Saturday	9	83	376	1/Wednesday	926	540	69	546	784			609
	II	1/Wednesday	0	12/Sunday	20	92	350	1/Wednesday	831	493	69	497	737			561
	I+II	22/Wednesday	2	11/Saturday	10	131	726	1/Wednesday	1749	1033	138	1043	1521			1171
July	I	11/Monday	2	31/Sunday	10	217	685	5/Tuesday	2261	1068	132	1011	1595			1200
	II	6/Wednesday	2	17/Sunday	18	220	585	5/Tuesday	1928	918	138	889	1407			1056
	I+II	11/Monday	2	30/Saturday	13	348	1270	5/Tuesday	4073	1986	270	1900	3002			2256
August	I	30/Tuesday	1	14/Sunday	9	191	635	30/Tuesday	1777	1089	126	1114	1503			1215
	II	31/Wednesday	2	28/Sunday	11	184	776	31/Wednesday	2083	1179	140	1170	1747			1319
	I+II	30/Tuesday	1	14/Sunday	9	318	1471	31/Wednesday	3754	2268	266	2285	3250			2534
September	I	7/Wednesday	1	14/Wednesday	14	88	388	26/Monday	810	462	55	488	595			516
	II	1/četrtek	1	3/Saturday	10	130	375	26/Monday	998	530	45	520	728			575
	I+II	6/Tuesday	2	3/Saturday	10	188	763	26/Monday	1808	992	100	1008	1322			1092
October	I	5/Wednesday	1	11/Tuesday	15	119	284	24/Monday	772	402	41	395	544			
	II	1/Saturday	0	11/Tuesday	16	106	292	24/Monday	817	416	36	399	563			
	I+II	5/Wednesday	1	11/Tuesday	15	156	576	24/Monday	1589	819	76	794	1107			
November	I	16/Wednesday	0	20/Sunday	16	71	206	30/Wednesday	595	321	43	305	470			
	II	10/četrtek	0	6/Sunday	15	86	213	29/Tuesday	584	329	39	309	476			
	I+II	14/Monday	1	20/Sunday	16	116	420	30/Wednesday	1179	651	81	614	946			
December	I	1/četrtek	0	23/Friday	16	72	250	20/Tuesday	504	309	32	308	420			
	II	1/četrtek	0	25/Sunday	16	66	239	5/Monday	533	317	29	313	423			
	I+II	1/četrtek	0	23/Friday	16	106	507	6/Tuesday	1019	626	61	622	843			
Year	I	January 24/Sunday	0	July 31/Sunday	10	217	193	February 26/Friday	2261	501	57	500	693			885
	II	January 11/Monday	0	July 17/Sunday	18	220	210	February 23/Tuesday	2083	503	56	493	714			878
	I+II	January 25/Monday	1	July 30/Saturday	13	348	420	November 30/Wednesday	4073	1004	113	993	1407			1763

GODIŠNJA NERAVNOMJERNOST SAOBRAĆAJNOG TOKA TRAFFIC FLOW ANNUAL VARIATION

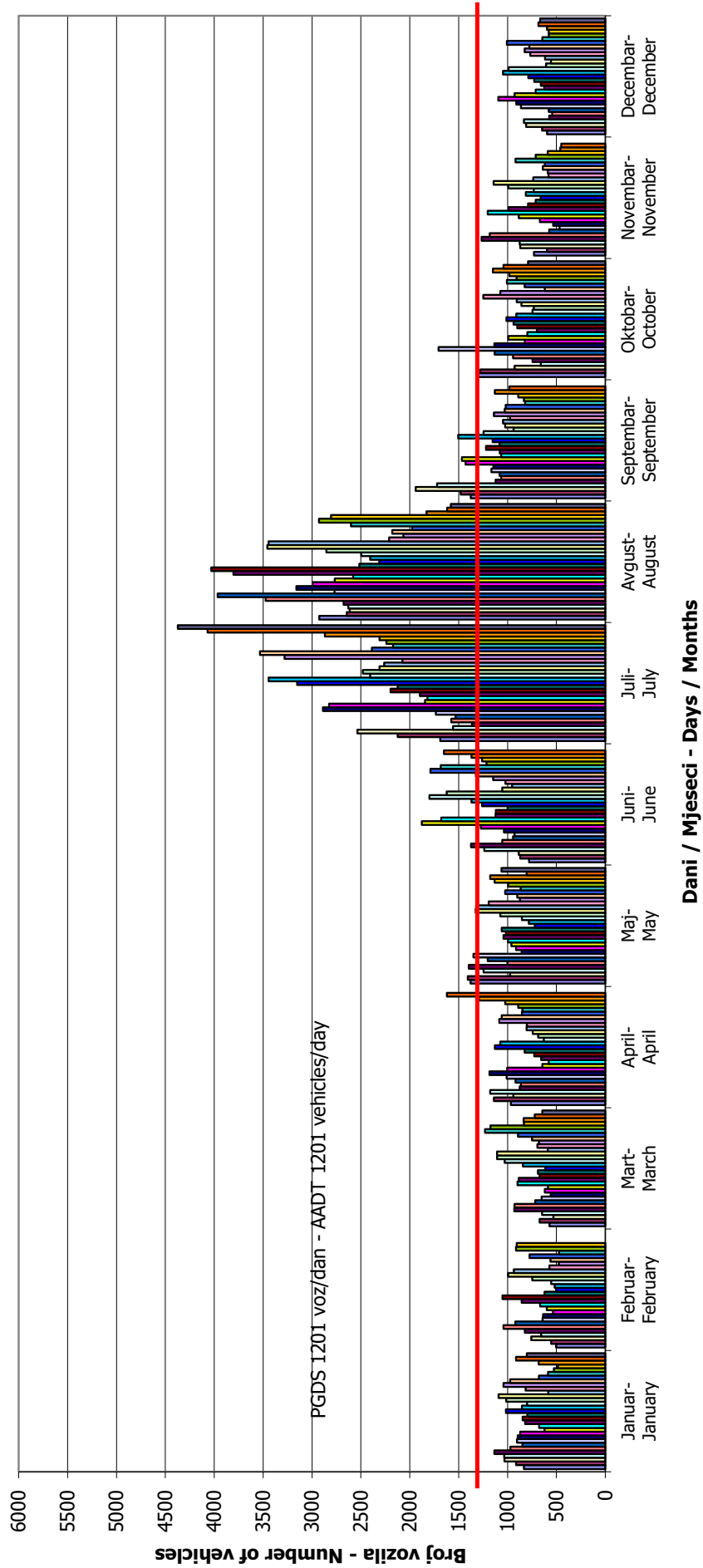
Automatski brojač broj - Automatic counter number
 Lokalizet - Location / Stacionaža - Mileage [km+m]
 Broj puta - Road number / Dionica - Section

000055
 Tuli / 6+766,00
 R 429 (RI-6104) / Aleksina Međa - granica / border
 RS (Sitnica)



DNEVNA NERAVNOMJERNOST SAOBRAĆAJNOG TOKA
TRAFFIC FLOW DAILY VARIATION

Automatski brojač broj - Automatic counter number 000055
 Lokalityet - Location / Stacionaža - Mileage [km+m] Tuli / 6+766,00
 Broj puta - Road number/ Dionica - Section R 429 (RI-6104) / Aleksina Međa - granica / border RS (Sitnica)



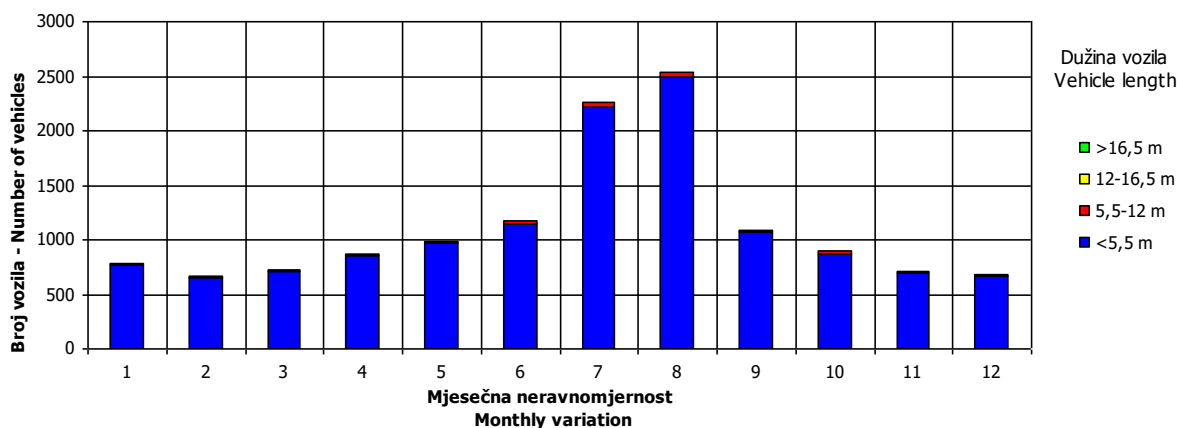
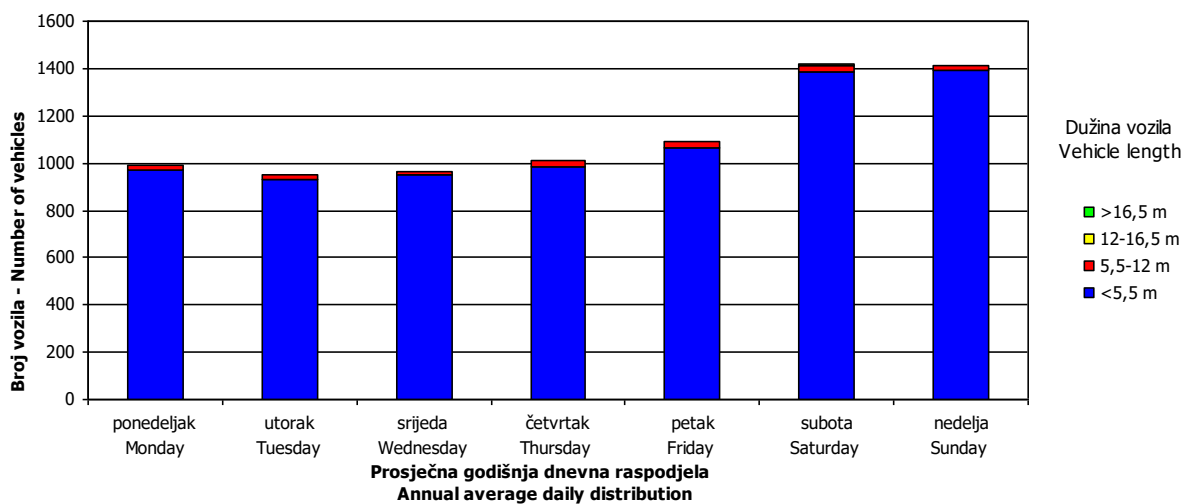
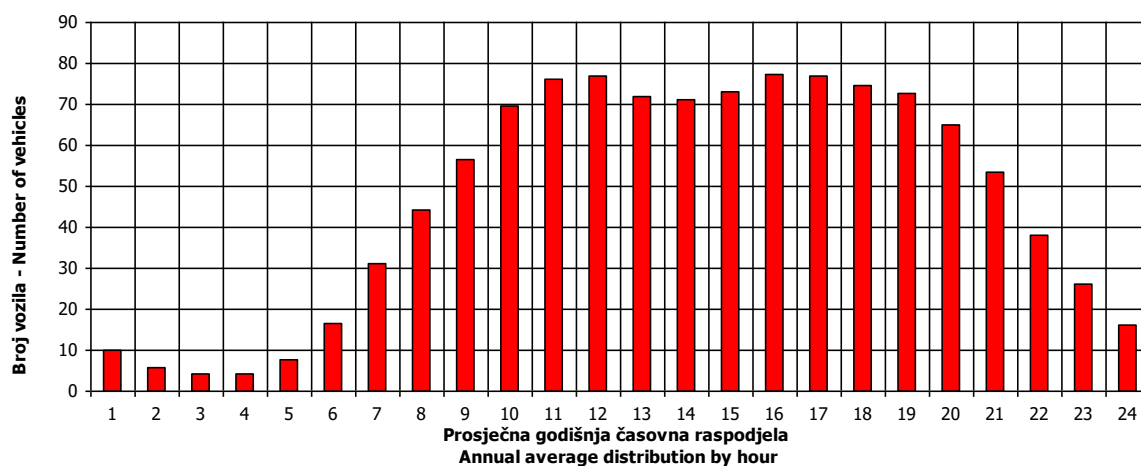
VREMENSKA RASPODJELA SAOBRAĆAJNOG TOKA TRAFFIC FLOW TIME DISTRIBUTION

Automatski brojač broj - Automatic counter number
 Lokalitet - Location / Stacionaža - Mileage [km+m]
 Broj puta - Road number / Dionica - Section

000055
 Tuli / 6+766,00
 R 429 (RI-6104) / Aleksina Međa - granica / border
 RS (Sitnica)

PGDS 1201 voz/dan

AADT 1201 veh/day

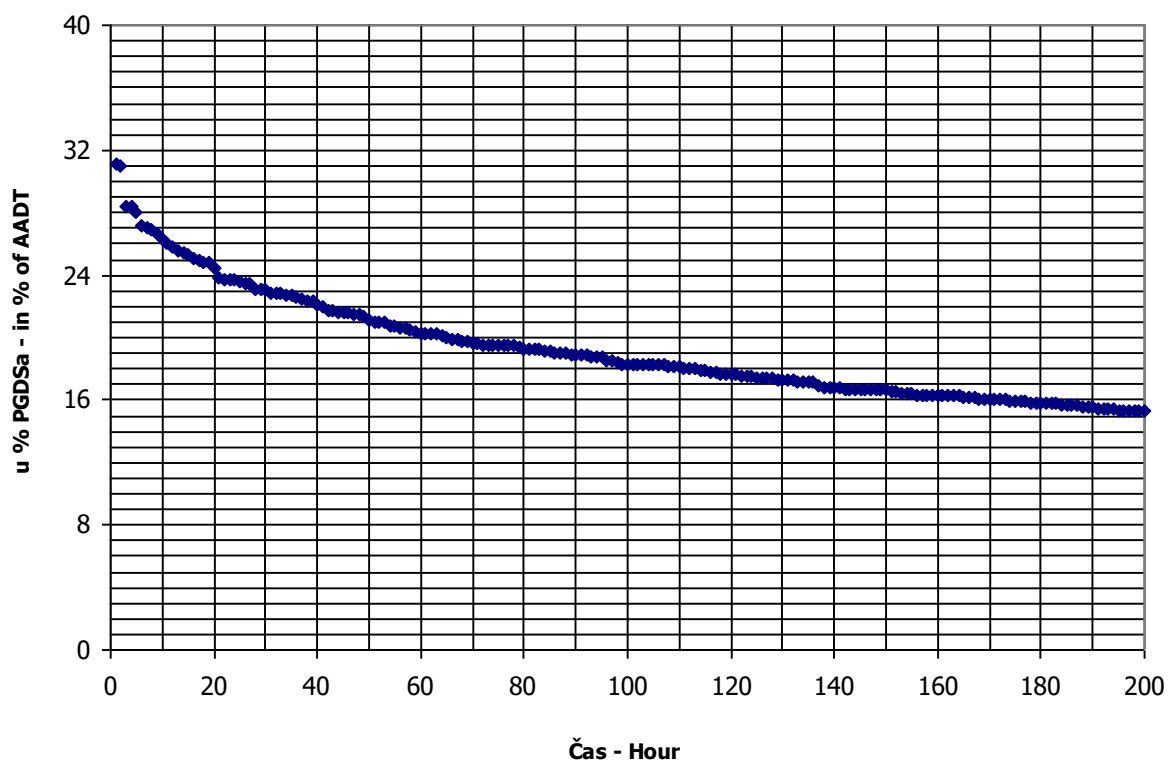


SATNA DISTRIBUCIJA SAOBRAĆAJNOG TOKA TRAFFIC FLOW HOURLY DISTRIBUTION

Automatski brojač broj - Automatic counter number
 Lokalitet - Location / Stacionaža - Mileage [km+m]
 Broj puta - Road number / Dionica - Section

000055
 Tuli / 6+766,00
 R 429 (RI-6104) / Aleksina Međa - granica /
 border RS (Sitnica)

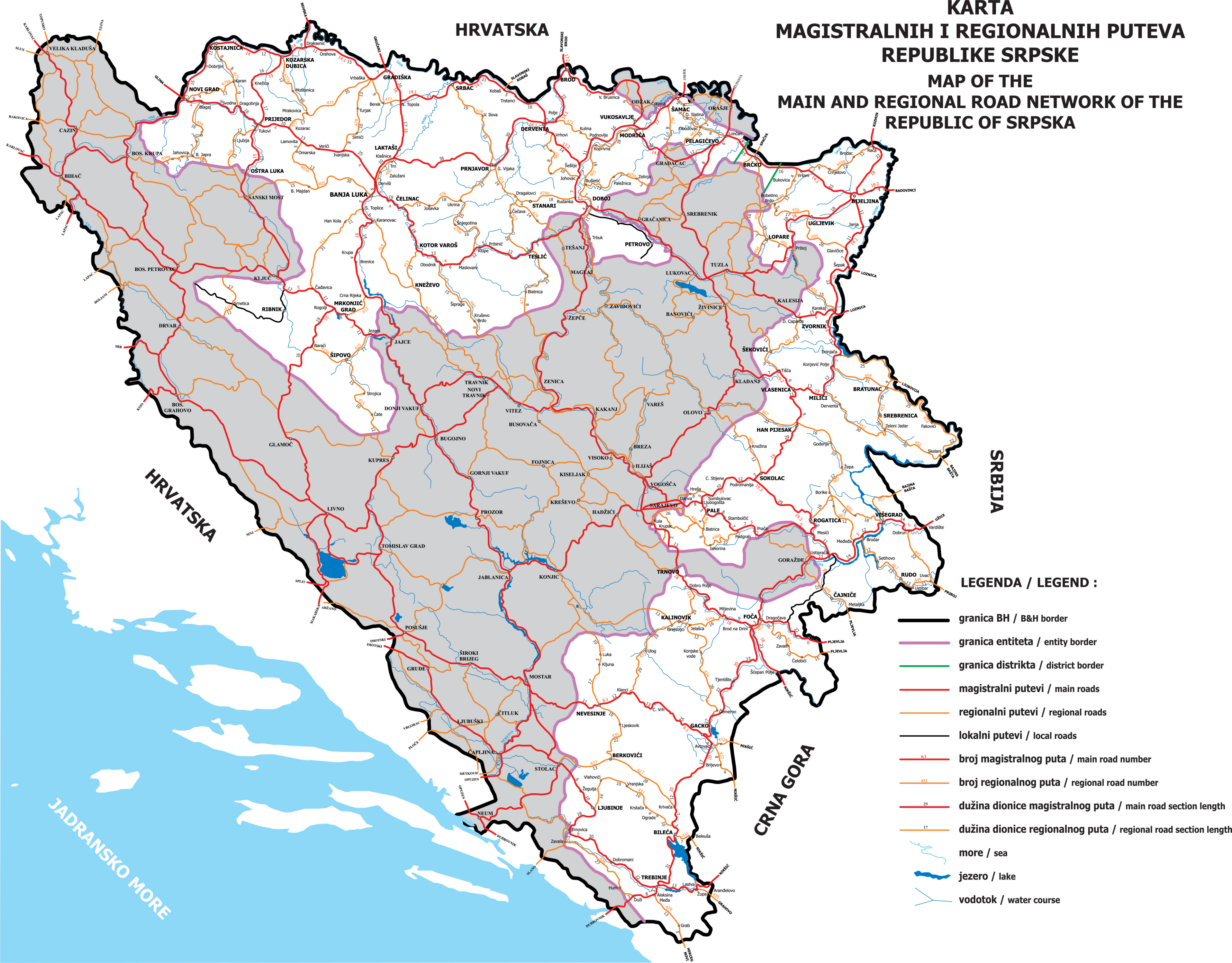
PGDS - AADT	1201 voz/dan - veh/day							
Čas - Hour	Maksimalni vršni sat - Maximum peak hour	10	20	30	40	50	100	200
Sat u danu - Hour of day	13	10	11	12	8	16	9	11
Sat u godini - Hour in year	5078	5603	5604	5581	5097	4769	5050	4740
Dan - Day of week	subota - Saturday	nedelja - Sunday	nedelja - Sunday	subota - Saturday	nedelja - Sunday	nedelja - Sunday	petak - Friday	subota - Saturday
Datum - Date	30	21	21	20	31	17	29	16
Mjesec - Month	juli - July	avgust - August	avgust - August	avgust - August	juli - July	juli - July	juli - July	juli - July
Vrijednost - Value	348	295	273	258	248	236	205	171
% - percent	31.09	26.35	24.39	23.05	22.16	21.08	18.31	15.28



PREGLEDNE KARTE

MAPS

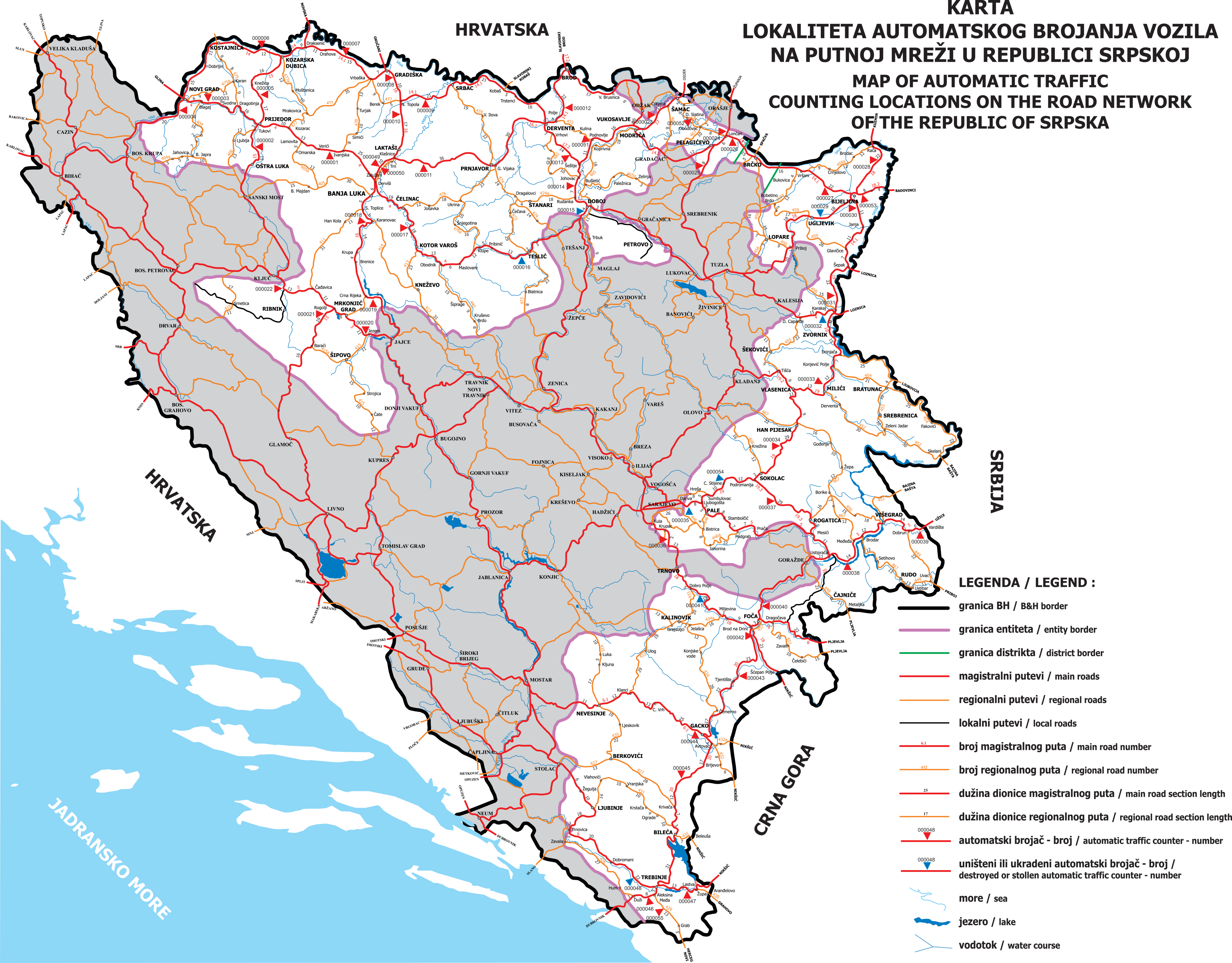
**KARTA
MAGISTRALNIH I REGIONALNIH PUTEVA
REPUBLIKE SRPSKE
MAP OF THE
MAIN AND REGIONAL ROAD NETWORK OF THE
REPUBLIC OF SRPSKA**



- LEGENDA / LEGEND :**
- granica BH / B&H border
 - granica entiteta / entity border
 - granica distrikta / district border
 - magistralni putevi / main roads
 - regionalni putevi / regional roads
 - lokalni putevi / local roads
 - broj magistralnog puta / main road number
 - broj regionalnog puta / regional road number
 - dužina dionice magistralnog puta / main road section length
 - dužina dionice regionalnog puta / regional road section length
 - more / sea
 - jezero / lake
 - vodotok / water course

LOKALITETA AUTOMATSKOG BROJANJA VOZILA NA PUTNOJ MREŽI U REPUBLICI SRPSKOJ

MAP OF AUTOMATIC TRAFFIC COUNTING LOCATIONS ON THE ROAD NETWORK OF THE REPUBLIC OF SRPSKA

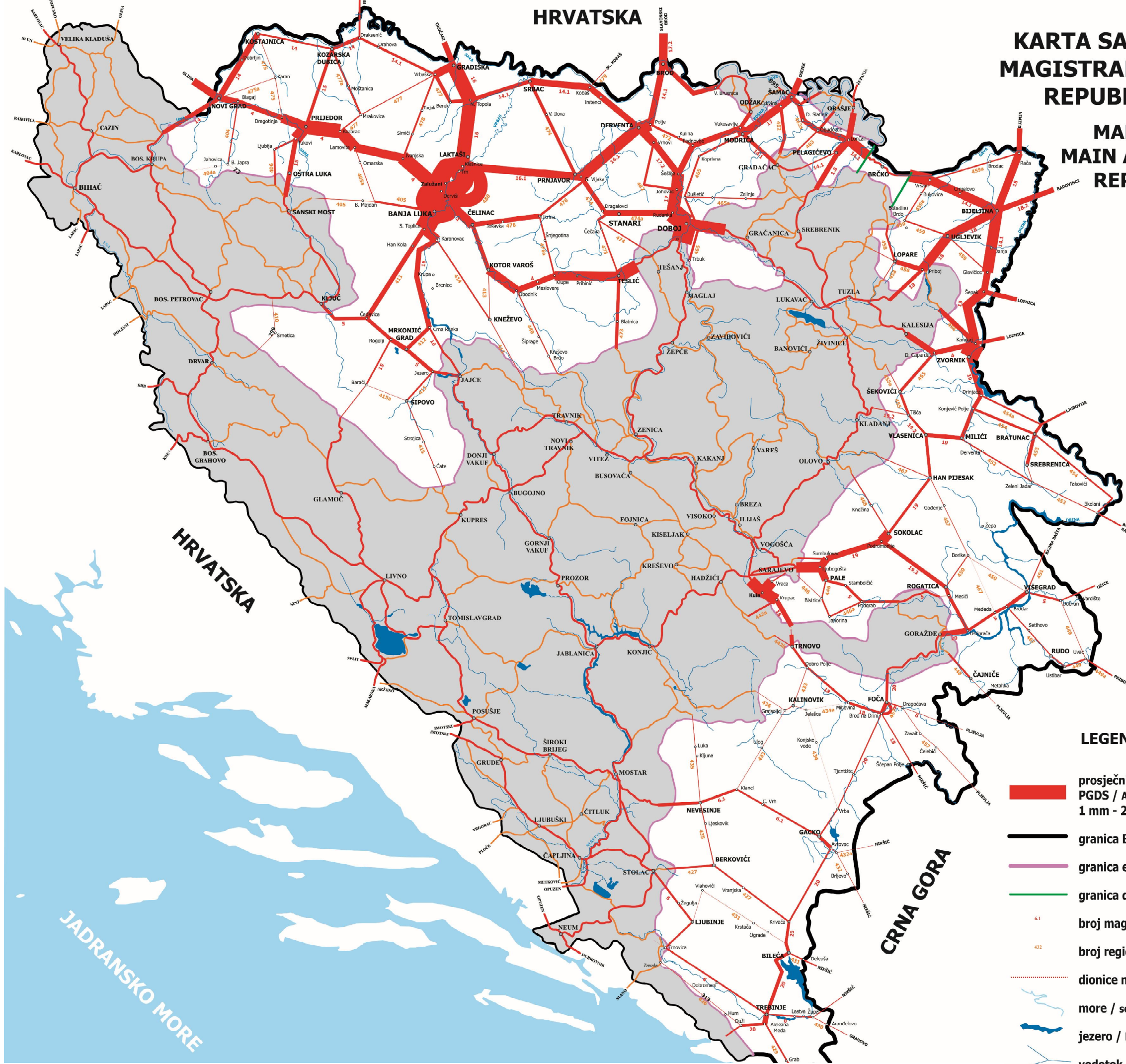


- LEGENDA / LEGEND :**
- granica BH / B&H border
 - granica entiteta / entity border
 - granica distrikta / district border
 - magistralni putevi / main roads
 - regionalni putevi / regional roads
 - lokalni putevi / local roads
 - broj magistralnog puta / main road number
 - broj regionalnog puta / regional road number
 - dužina dionice magistralnog puta / main road section length
 - dužina dionice regionalnog puta / regional road section length
 - automatski brojač - broj / automatic traffic counter - number
 - uništen ili ukradeni automatski brojač - broj / destroyed or stolen automatic traffic counter - number
 - more / sea
 - jezero / lake
 - vodotok / water course

HRVATSKA

KARTA SAOBRAĆAJNOG OPTEREĆENJA MAGISTRALNIH I REGIONALNIH PUTEVA REPUBLIKE SRPSKE 2017. godine

MAP OF TRAFFIC VOLUMES ON MAIN AND REGIONAL ROADS OF THE REPUBLIC OF SRPSKA IN 2017



SRBIJA

HRVATSKA

JADRANSKO MORE

CRNA GORA

LEGENDA / LEGEND :

- prosječni godišnji dnevni saobraćaj / annual average daily traffic
PGDS / AADT
1 mm - 2000 voz/dan (grafički prikaz) / 1 mm - 2000 veh/day (graphic view)
- granica BH / B&H border
- granica entiteta / entity border
- granica distrikta / district border
- broj magistralnog puta / main road number
- broj regionalnog puta / regional road number
- dionice na kojima nisu brojana vozila / sections without counting
- more / sea
- jezero / lake
- vodotok / water course