



Javno preduzeće
“PUTEVI REPUBLIKE SRPSKE”
Public Company
“REPUBLIC OF SRPSKA ROADS”

**BROJANJE VOZILA NA
MREŽI PUTEVA U
REPUBLICI SRPSKOJ**

2016

**VEHICLE COUNTING ON
THE ROAD NETWORK OF
THE REPUBLIC OF SRPSKA**

Banja Luka
Maj 2020.



**Javno preduzeće
"PUTEVI REPUBLIKE SRPSKE"**

**BROJANJE VOZILA NA MREŽI PUTEVA U
REPUBLICI SRPSKOJ**

2016. godina

**BANJA LUKA
maj 2020. godine**

Investitor: Javno preduzeće "PUTEVI REPUBLIKE SRPSKE" d.o.o.
BANJA LUKA
Trg Republike Srpske 8/X
78 000 Banja Luka
Republika Srpska
Bosna i Hercegovina
www.putevirs.com

Za Investitora
V.D. Direktor: NENAD NEŠIĆ, dipl.pravnik

Konsultant: INK CONSTRUCTOR d.o.o. BANJA LUKA
Cerska 45
78 000 Banja Luka
Republika Srpska
Bosna i Hercegovina

Za konsultanta
Direktor: Dr NEBOJŠA PROSTRAN, dipl. inž. građ.

Autori: Prof. dr MARKO ŠEVROVIĆ, dipl. inž. saob.
MOMIR VUJANOVIĆ, dipl. inž. elektroteh.
Mr ALEKSANDRA JASNIĆ, dipl. inž. saob.
Dr NEBOJŠA PROSTRAN, dipl. inž. građ.
SLAVIŠA PROSTRAN, dipl. inž. građ.



**Public Company
"REPUBLIC OF SRPSKA ROADS"**

**VEHICLE COUNTING ON THE ROAD
NETWORK OF THE REPUBLIC OF SRPSKA**

YEAR 2016

**BANJA LUKA
May, 2020**

Investor: Public company "REPUBLIC OF SRPSKA ROADS" d.o.o.
BANJA LUKA
Republic of Srpska Sqaure 8/X
78 000 Banja Luka
Republic of Srpska
Bosnia and Herzegovina
www.putevirs.com

For Investor
Acting Director: NENAD NEŠIĆ, B.Sc. of Laws

Consultant: INK CONSTRUCTOR d.o.o. BANJA LUKA
Str. Cerska 45
78 000 Banja Luka
Republic of Srpska
Bosnia and Herzegovina

For Consultant
Director: D.Sc. NEBOJŠA PROSTRAN, Civil Engineer

Autori: Ph.D. MARKO ŠEVROVIĆ, Transport Engineer
MOMIR VUJANOVIĆ, B.Sc. in Electrical Engineering
M.Sc. ALEKSANDRA JASNIĆ, Transport Engineer
D.sc. NEBOJŠA PROSTRAN, Civil Engineer
SLAVIŠA PROSTRAN, B.Sc. Civil Engineering

SADRŽAJ

UVOD	1
PRIMJENJENA METODOLOGIJA	6
OBRADA PODATAKA I PREZENTACIJA REZULTATA	6
PGDS NA MREŽI PUTEVA	11
PODACI O AUTOMATSKOM BROJANJU VOZILA	19
PODACI SA AUTOMATSKIH BROJAČA VOZILA	25
PREGLEDNE KARTE	419

CONTENTS

INTRODUCTION	1
APPLIED METHODOLOGY	6
DATA PROCESSING AND PRESENTATION OF RESULTS	6
AADT ON THE ROAD NETWORK	11
DATA ON AUTOMATIC TRAFFIC COUNTING	19
DATA FROM AUTOMATIC TRAFFIC COUNTERS	25
MAPS	419

UVOD

Podaci o saobraćajnim tokovima na putnoj mreži, odnosno dionicama puteva, u koje prije svega spadaju prosječni godišnji dnevni saobraćaj (PGDS) i časovna neravnomjernost protoka, predstavljaju osnovne informacije za argumentovanje najznačajnijih odluka o budućem razvoju i eksploataciji putne mreže. Jedan od ciljeva registrovanja ovih podataka je i poboljšanje uzajamne povezanosti regiona Republike Srpske, kao i njihove cjelokupne povezanosti sa evropskom mrežom puteva.

Uočavajući veliki značaj koji imaju saobraćajni tokovi, nekadašnja Samoupravna interesna zajednica za magistralne puteve Bosne i Hercegovine (SIZ za puteve), je osamdesetih godina XX vijeka uspostavila sistem brojanja vozila na magistralnim i regionalnim putevima. Istovremeno je objavljivao i godišnji bilten o intenzitetu saobraćaja obuhvatajući sve dionice magistralne i regionalne putne mreže Bosne i Hercegovine. U to vrijeme, na putnoj mreži je postojalo 18 automatskih brojača, dok su ostale dionice bile pokrivene jednodnevnim ili višednevnim ručnim brojanjem vozila.

Početak rata, 1992. godine, registrovanje broja vozila na putnoj mreži kako Republike Srpske, tako i Bosne i Hercegovine je prekinuto, i sve do 2001. godine nije obavljano.

Donacijom od strane Vlade kraljevine Holandije, Javno preduzeće "Putevi Republike Srpske" je, 2000. godine, nabavila 52 stalna i 8 pokretnih automatskih brojača firme Dinaf iz Holandije. Karakteristike automatskih brojača su da snimaju broj vozila po smjerovima prema zadatom vremenskom intervalu (odabran satni interval), i imaju mogućnost, u zavisnosti od načina programiranja, da registruju:

- brzinu vozila,
- dužinu vozila i
- dužinu i brzinu vozila.

U toku ljeta 2001. godine, prema "Studiji lokaliteta brojanja saobraćaja u Republici Srpskoj", koju je izradio Arhitektonsko-građevinski fakultet iz Banja Luke, 1999. godine, stalni automatski brojači su postavljeni na odabrane dionice magistralnih puteva. Do kraja 2001. godine izvršeno je uhadavanje rada, kako brojača, tako i stručnog osoblja.

U tom periodu dobijeni su i dragocjeni podaci o broju vozila po dionicama, koji su korišćeni pri

INTRODUCTION

Data on traffic flows on the road network, i.e. road sections, which contain data on Annual Average Daily Traffic (AADT) and hourly variation of traffic flow, represent base information for justification of most significant decision in the future development and exploitation of traffic network. One of the aims of registering this data is improvement of interconnection of the Republic of Srpska regions and their overall connection with European road network.

Realizing the great importance of traffic flows, previous Self-governing Interest Group for Main Roads of Bosnia and Herzegovina (SIZ for Roads) has established a system for vehicle counting on the main and regional roads in the eighties of twentieth century. At the same time, annual bulletin was published containing the information of the traffic intensity for all road sections of main and regional roads of Bosnia and Herzegovina. At that time, 18 automatic traffic counters were installed on the road network, while on the remaining road sections traffic counting was conducted manually on daily basis or for the longer time period.

At the break out of the war, in 1992, registering of the number of vehicles on the road network in the Republic of Srpska, as well as in Bosnia and Herzegovina was disrupted until the year 2001, when it was re-established.

Through the donation of Dutch Government, Public Company "Republic of Srpska Roads" has, in the year 2000, received 52 fixed and 8 mobile automatic traffic counters Dinaf from Holland. Characteristics of the automatic counters are that they record number of vehicles by traffic directions in the predefined time interval (selected hourly interval) and they have possibility, depending on the type of programming, to register:

- vehicle speed,
- vehicle length and
- vehicle length and speed.

During the summer of 2001, according to the "Study of Locations for Traffic Counting in the Republic of Srpska", which was done by the Faculty of Architecture and Civil Engineering in Banja Luka, in 1999, fixed traffic counters were installed on the selected road sections on the

izradi "Studije opravdanosti rehabilitacije puteva u Republici Srpskoj" u toku pripreme projekta Svjetske banke, "Upravljanje putevima i bezbjednost saobraćaja", kao i podaci za projektovanje radova izgradnje, rekonstrukcije ili rehabilitacije na više dionica magistralnih i regionalnih puteva Republike Srpske.

Opredjeljenje Javnog preduzeća "Putevi Republike Srpske" je da, iz godine u godinu, povećava pokrivenost dionica magistralne i regionalne putne mreže sa automatskim brojačima vozila, i da iste, na sve moguće načine, modernizuje. U tom smislu je, krajem 2005. godine, pokrenut proces nabavke još 10 automatskih brojača vozila, od kojih je 9 ugrađeno na putnu mrežu tokom 2006. godine. Pored toga, tokom 2005. godine izvršena je nabavka i ugradnja solarnih tabli za punjenje baterija automatskih brojača vozila.

Na osnovu gore navedenih činjenica može se zaključiti da su ispunjeni formalni uslovi za stalno praćenje saobraćajnog opterećenja na mreži magistralnih i regionalnih puteva Republike Srpske. Ova publikacija, petnaesta po redu, najjača je potvrda iznesene činjenice.

Ova publikacija je rezultat dugotrajnog procesa snimanja i obrade podataka i pruža osnovne podatke o brojanju vozila za 2016. godinu na mreži magistralnih i regionalnih puteva Republike Srpske, koja je u nadležnosti Javnog preduzeća "Putevi Republike Srpske".

Bitno je istaći da ova publikacija, posmatrano sa aspekta cjelokupne uloge i značaja podataka o saobraćajnim tokovima, izvršava samo svoju osnovnu ulogu, i to na pasivan način, kao valjana statistika. Iz ovoga dalje slijedi aktivna uloga statističkih podataka o brojanju vozila kod upravljanja, razvoja i eksploatacije putne mreže. Usljed toga, treba očekivati da će podaci o saobraćajnim tokovima u narednom periodu, sa daljim unapređenjem sistema brojanja saobraćaja, dobiti i svoju upotrebnu vrijednost kod upravljačkih odluka.

Analizirajući i upoređujući podatke iz Publikacije 2015. godine sa podacima dobijenim u 2016. godini mogu se izvesti sljedeći uopšteni zaključci o saobraćajnom opterećenju:

- na dionicama gdje je saobraćaj utvrđivan automatskim brojačima intenzitet saobraćaja je u porastu od 0,85 % u odnosu na saobraćajno opterećenje identifikovano u toku 2015. godine;

main roads. By the end of 2001, testing of counters and training of staff were completed.

During the same period, precious data on the number of vehicles by sections were obtained, and these data were used for development of the "Feasibility Study for Rehabilitation of Roads in the Republic of Srpska" during the preparation of the World Bank project, "Road Management and Safety", as well as data for design of construction, reconstruction and rehabilitation works on a number of sections of main and regional roads in the Republic of Srpska.

The determination of the Public Company "Republic of Srpska Roads" is to increase the percentage of the road network that is covered with automatic traffic counters from year to year, and to modernize them in all possible ways. In that sense, at the end of 2005 the process of procurement of 10 new automatic traffic counters started, from which 9 were installed on the roads during 2006. Moreover, the procurement and installation of the solar plates for automatic traffic counters battery charging was conducted.

On the basis of above mentioned facts it is clear that all formal prerequisites for constant monitoring of traffic intensity on the main and regional road network of the Republic of Srpska can be made are fulfilled. This fifteenth consecutive publication is the strongest confirmation of the previously outlined fact.

This publication is a result of long-lasting process of recording and processing of data and provides basic data on traffic counting for year 2016 on the network of main and regional roads in the Republic of Srpska, under management of the Public Company "Republic of Srpska Roads".

It is important to point out that this publication, viewed from the aspect of overall role and significance of data on traffic flows, plays only its basic role, in passive way, as a reliable statistics. Out of this comes active role of statistic data on traffic counting for management, development and utilization of the road network. As a consequence, expectations are that data on traffic flows will in the coming period, with further improvement of the traffic counting system, get its utilization value in the decision-making process.

The following conclusions can be made by analyzing and comparing the figures from 2015

BROJANJE VOZILA NA MREŽI PUTEVA U REPUBLICI SRPSKOJ – 2016. GODINA
VEHICLE COUNTING ON THE ROAD NETWORK OF THE REPUBLIC OF SRPSKA – YEAR 2016

- porast intenziteta saobraćaja na cijeloj mreži iznosi oko 0,74 % u odnosu na 2015. godinu.

Publication with 2016 data:

- the increase of 0,85 % in traffic volume was recorded on road sections where traffic was counted by the automatic traffic counters in comparison with year 2015;
- traffic volume intensity has increased for approximately 0,74 % on the whole main and regional road network of the Republic of Srpska in comparison with year 2015.

BROJANJE VOZILA NA MREŽI PUTEVA U REPUBLICI SRPSKOJ – 2016. GODINA
VEHICLE COUNTING ON THE ROAD NETWORK OF THE REPUBLIC OF SRPSKA – YEAR 2016

Tabela 1. Dionice i lokaliteti stalnih automatskih brojača
 Table 1. Road sections and locations of fixed automatic counters

Broj automatskog brojača Automatic counter number	Put Road		Dionica Section	Lokalitet Location	Stacionaža [km] Mileage [km]
000001	M4	MI-108	Lamovita-Ivanjska	Bistrica	3+217,00
000002	M15	MII-501	Tukovi-granica / border RS (Koprivna)	Ništavci	9+914,00
000003	M4	MI-108	Blagaj-Dragotinja	Svodna	5+417,00
000004	M14	MI-100	granica / border RS (Otoka)-Novi Grad 1	Rudice	11+851,00
000005	M15	MII-501	Kozarska Dubica 1-Prijedor	Donji Jelovac	20+296,00
000006	M14	MI-100	Kostajnica-Kozarska Dubica 1	Komlenac	14+835,00
000007	M14.1	MI-102	Draksenić-Vrbaška 1	Gašnica	16+627,00
000008	M16	MI-101	Gradiška 1-Nova Topola	Brestovčina	2+953,00
000009	M14.1	MI-102	Nova Topola-Srbac	Kočičevo	2+304,00
000010	M16	MI-101	Nova Topola-Klašnice 1	Mahovljani	14+757,00
000011	M16.1	MI-106	Klašnice 1-Prnjavor	Hrvacani	16+107,00
000012	M14.1	MI-103	Polje-Brod	Lužani	1+923,00
000013	M17.2	MI-103	Vrhovi-Šešljije	Ritešić	9+137,00
000014	M17	MI-105	Johovac-Rudanka	Kladari	3+163,00
000015	M17	MI-105	Doboj-granica / border RS (Karuše)	Karuše	2+530,00
000016	M4	MI-108	Klupe-Teslić (Barići)	Teslić	16+000,00
000017	M4	MI-108	Čelinac-Kotor Varoš	Podbrđe	11+596,00
000018	M16	MI-101	Karanovac-Crna Rijeka	Karanovac	1+197,00
000019	M16	MI-101	Crna Rijeka-granica / border RS (Ugar)	Baljvine	2+951,00
000020	M5	MI-112	Mrkonjić Grad-Jezero	Jezero	10+796,00
000021	M15	MII-503	Rogolji-Barači	Podrašnica	2+138,00
000022	M5	MI-112	granica / border RS (Velečevo)-Čađavica	Velečevo	1+239,00
000023	M17	MI-105	Crkvina-Modriča 1	Garevac	11+104,00
000024	M1.8	MI-107	granica / border RS (Lepnica)-Lončari	Lepnica	0+691,00
000025	M1.8	MI-107	Pelagićevo-granica / border RS (Blaževac)	Blaževac	5+516,00
000026	M14.1	MI-104	Lončari-granica / border RS (Brčko 1)	Marković Polje	1+169,00
000027	M14.1	MI-104	Vršani-Bijeljina 1	Čađavica	7+795,00
000028	M18	MI-115	Rača-Gojsovac	Trnjaci	8+520,00
000029	M18	MI-113	Bijeljina 2-Ugljevička Obrijež	Ugljevička Obrijež	16+000,00
000030	M14.1	MI-115	Bijeljina 2-Glavičice	Kojčinovac	8+020,00
000031	M19	MI-115	Šepak-Karakaj 3	Tršić	16+160,00
000032	M4	MI-110	Donje Caparde-Karakaj 1	Gušteri	8+600,00
000033	M19	MI-115	Konjević Polje-Milići	Dušanovo	5+478,00
000034	M19	MI-115	Han Pijesak 2-Sokolac	Žljebovi	15+302,00
000035	M5	MI-114	granica / border RS (Lapišnica)-Ljubogošta	Bulozi	4+275,00
000036	M18	MI-111	Krupac-granica / border RS (Bogatići)	Kijevo	4+562,00
000037	M19.3	MI-114	Podromanija-Rogatica	Stjenice	13+684,00
000038	M5	MI-114	Ustiprača-Međeda	Svibo	6+062,00
000039	M5	MI-114	Dobrun-granica / border RS (Vardište)	Vardište	5+227,00
000040	M20	MI-109	Foča 1-granica / border RS (Ustikolina)	Handići	3+884,00
000041	M18	MI-111	Dobro Polje-Miljevina	Dobro Polje	3+077,00
000042	M18	MI-111	Brod na Drini 3-granica / border RS (Šćepan Polje)	Kopilovi	1+036,00
000043	M20	MI-109	Vrba-Brod na Drini 2	Tjentište	22+964,00
000044	M6.1	MI-116	Klanci-Gacko 2	Rudo Polje	34+434,00
000045	M20	MI-109	Krivača-Avtovac 1	Korita	13+986,00
000046	M20	MI-109	Duži-Aleksina Međa	Aleksina Međa	6+772,00
000047	M6	MI-118	Trebinje 2-Župa	Lastva	11+004,00
000048	M6	MI-118	granica / border RS (Trnovica 2)-Trebinje 1	Kočela	33+700,00
000049	M16	MI-101	Klašnice 2-Šargovac	Trn	5+697,00
000050	M16L	MI-101	Klašnice 2-Šargovac	Trn	5+650,00
000051	M17	MI-105	Podnovlje-Šešljije	Podnovlje	0+916,00
000052	R462a	MI-104	Grebnice-Obudovac 1	Batkuša	8+812,00
000053	M18.2	MI-104	Gojsovac-granica / border RS (Pavlovića Most)	Dvorovi	3+430,00
000054	M19	MI-114	Podromanija-Sumbulovac	Crvene Stijene	11+560,00
000055	R429	RI-6104	Aleksina Međa-granica / border RS (Sitnica)	Tuli	6+766,00

PRIMJENJENA METODOLOGIJA

Od ukupno 321 dionice na putnoj mreži Republike Srpske, i to: 180 na magistralnim i 141 na regionalnim putevima, koje su definisane na bazi referentnog sistema baze podataka magistralnih i regionalnih puteva Republike Srpske, brojanje vozila stalnim automatskim brojačima, sa registracijom dužine i brzine, se vrši na 55 dionica, odnosno lokacija. Od 55 dionica, njih 53 se nalaze na magistralnim putevima, dok se svega 2 dionice nalaze na regionalnoj putnoj mreži. Dionice, lokaliteti i stacionaže su date u Tabeli 1., i prikazani na preglednoj karti lokaliteta automatskog brojanja vozila na mreži puteva u Republici Srpskoj.

Na ovim dionicama brojanje vozila po smjerovima se vrši neprekidno, svih 8784 časova tokom godine, s tim što se povremeno obavljaju periodični obilasci radi bezbjednosti i održavanja brojača, dok se prikupljanje podataka obavlja daljinskim putem.

Na ostalim dionicama magistralnih i regionalnih puteva vozila su registrovana jednodnevnim ručnim brojanjem dok je veličina prosječnog godišnjeg dnevnog saobraćaja dobijena metodom ekstrapolacije dobijenih podataka.

OBRADA PODATAKA I PREZENTACIJA REZULTATA

Početna obrada podataka, sakupljenih stalnim automatskim brojačima, obavlja se korišćenjem računarskog programa Rodin for Windows, razvijenog od strane proizvođača automatskih brojača. Tokom početne obrade podataka, provodi se i provjera vjerodostojnosti, ispravljanje i priprema za detaljnu obradu formiranjem tabličnih prikaza registrovanih podataka.

Detaljna obrada podataka je provedena od strane grupe izvođača-konsultanata, čime su dobijeni podaci o osnovnim i ostalim karakteristikama saobraćajnih tokova.

Obradeni podaci o intenzitetu saobraćaja na lokalitetima brojanja u 2016. godini nalaze se na CD-u, koji je dopuna ove publikacije.

Sadržaj CD-a je:

1. Opšti podaci
 - putne dionice;

APPLIED METHODOLOGY

Out of totally 321 road sections on the road network of the Republic of Srpska, 180 on the main roads and 141 on the regional roads, which were designated based on the database reference system of main and regional roads in the Republic of Srpska, traffic counting by fixed automatic traffic counters, with registration of length and speed, is conducted on 55 road sections-locations. Of those 55 road sections, 53 counters are located on the main roads while only 2 counters are located on regional roads. Road sections, location and mileage, are shown in Table 1., and presented in the map of locations of automatic traffic counters on the road network of the Republic of Srpska.

Traffic counting by directions is conducted continually on these road sections during all 8784 hours through the year, and periodic visits to the counters are performed on for the security and maintenance reasons, while the data collection is performed through remote access.

On the other main and regional road sections traffic counting was conducted manually on daily basis while the annual average daily traffic was calculated using the extrapolation method of manually counted data.

DATA PROCESSING AND PRESENTATION OF RESULTS

Initial data processing, collected from the fixed automatic traffic counters, is done by using computer program Rodin for Windows, developed by the manufacturer of automatic counters. During initial data processing, testing of reliability, correction and preparation for detailed processing is conducted by putting registered data in table forms.

Detailed data processing is conducted by the group of contractors-consultants, and the data on basic and other characteristics of traffic flows are obtained.

Processed data on the traffic intensity on the counting locations in the year 2016 are presented on the CD, which is a supplement to this publication.

A content of CD is:

1. General data

- lokaliteti automatskih brojača;
 - dionice sa ručnim brojanjem vozila;
2. Pregledne karte
- pregledna karta magistralnih i regionalnih puteva Republike Srpske;
 - pregledna karta lokaliteta automatskog brojanja vozila;
 - pregledna karta saobraćajnog opterećenja;
3. Obrada podataka automatskog brojanja vozila (sadrži četiri grupe podataka)
- Broj vozila
 - satni broj vozila po danima;
 - satni broj vozila po danima i mjesecima;
 - broj vozila u jednosatnim intervalima;
 - broj vozila praznicima i vikend danima u mjesečnim intervalima;
 - broj vozila radnim danima u mjesečnim intervalima;
 - broj vozila u toku dana (05-21 h) u mjesečnim intervalima;
 - broj vozila u toku noći (21-05 h) u mjesečnim intervalima;
 - broj vozila u toku ljeta (1.06-30.09) u mjesečnim intervalima;
 - rekapitulacija broja vozila;
 - Brzina vozila
 - satni broj vozila po brzinama,
 - klasifikacija vozila po brzinama u jednosatnim intervalima,
 - klasifikacija vozila po brzini u mjesečnim intervalima,
 - klasifikacija vozila po brzinama praznicima i vikend danima u mjesečnim intervalima,
 - klasifikacija vozila po brzinama radnim danima u mjesečnim intervalima,
 - klasifikacija vozila po brzinama u toku dana (05-21 h) u mjesečnim intervalima,
 - klasifikacija vozila po brzinama u toku noći (21-05 h) u mjesečnim intervalima,
 - klasifikacija vozila po brzinama u toku ljeta (1.06-30.09) u mjesečnim intervalima i
 - rekapitulacija klasifikacije vozila po brzinama.
 - Dužina vozila
 - satni broj vozila po dužinama;
 - klasifikacija vozila po dužinama u jednosatnim intervalima;
 - klasifikacija vozila po dužini u mjesečnim intervalima;
 - klasifikacija vozila po dužini praznicima i vikend danima u mjesečnim intervalima;
 - klasifikacija vozila po dužini radnim

- road sections;
 - locations of the automatic traffic counters;
 - sections with manual traffic counting;
2. Maps
- map of main and regional roads of the Republic of Srpska;
 - map of automatic traffic counting locations;
 - map of traffic volumes;
3. Data processing of automatic data counting (contains four groups of data)
- Number of vehicles
 - hourly number of vehicles by days;
 - hourly number of vehicles by days and months;
 - number of vehicles in one hour intervals;
 - number of vehicles during holidays and weekends in monthly intervals;
 - number of vehicles on work days in monthly intervals;
 - number of vehicles during day time (05-21 h) in monthly intervals;
 - number of vehicles during night (21-05) in monthly intervals;
 - number of vehicles during summer (1.06-30.09) in monthly intervals;
 - recapitulation of number of vehicles;
 - Vehicle speed
 - hourly number of vehicles by speed;
 - vehicle classification by speed in one hour intervals;
 - vehicle classification by speed in monthly intervals;
 - vehicle classification by speed during holidays and weekends in monthly intervals;
 - vehicle classification by speed during work days in the monthly intervals;
 - vehicle classification by speed during day time (05-21 h) in monthly intervals;
 - vehicle classification by speed during night (21-05 h) in monthly intervals;
 - vehicle classification by speed during summer (1.06-30.9) in monthly intervals;
 - recapitulation of vehicle classification by speed;
 - Vehicle length
 - hourly number of vehicles by length;
 - vehicle classification by length by one hour intervals;
 - vehicle classification by length in monthly intervals;
 - vehicle classification by length during holidays and weekends in monthly

- danima u mjesečnim intervalima;
- klasifikacija vozila po dužini u toku dana (05-21 h) u mjesečnim intervalima;
- klasifikacija vozila po dužini u toku noći (21-05 h) u mjesečnim intervalima;
- klasifikacija vozila po dužini u toku ljeta (1.06-30.09) u mjesečnim intervalima;
- rekapitulacija klasifikacije vozila po dužini;
- Dužina i brzina vozila
 - satni broj vozila po dužinama i brzinama;
 - klasifikacija vozila po dužinama i brzinama u jednosatnim intervalima;
 - klasifikacija vozila po dužini i brzini u mjesečnim intervalima;
 - klasifikacija vozila po dužini i brzini praznicima i vikend danima u mjesečnim intervalima;
 - klasifikacija vozila po dužini i brzini radnim danima u mjesečnim intervalima;
 - klasifikacija vozila po dužini i brzini u toku dana (05-21 h) u mjesečnim intervalima;
 - klasifikacija vozila po dužini i brzini u toku noći (21-05 h) u mjesečnim intervalima;
 - klasifikacija vozila po dužini i brzini u toku ljeta (1.06-30.09) u mjesečnim intervalima;
 - rekapitulacija klasifikacije vozila po dužini i brzini;

Svi rezultati obrade podataka se ne objavljuju u godišnjoj publikaciji usljed obimnosti i pretpostavke da nisu od interesa za sve korisnike, ali se po zahtjevu mogu dostaviti u obliku tabela i dijagrama.

Prezentacija rezultata u ovoj publikaciji je organizovana po slijedećim cjelinama:

- PGDS na mreži puteva
 - PGDS na dionicama magistralne i regionalne putne mreže (tabela koja sadrži pregled PGDS-a u posljednjih pet godina, posmatrajući unazad od 2016. godine);
- Podaci o automatskom brojanju vozila
 - PGDS i struktura saobraćajnog toka (tabela);
 - mjesečni broj vozila (tabela);
 - struktura saobraćajnog toka po mjesecima (tabela);
 - saobraćajni pokazatelji (tabela);
 - *minimalno i maksimalno časovno saobraćajno opterećenje;

- intervals;
- vehicle classification by length during work days in the monthly intervals;
- vehicle classification by length during day time (05-21 h) in monthly intervals;
- vehicle classification by length during night (21-05 h) in monthly intervals;
- vehicle classification by length during summer (1.06-30.9) in monthly intervals;
- recapitulation of vehicle classification by length;
- Length and speed of vehicles
 - hourly number of vehicles by length and speed,
 - vehicle classification by length and speed in one hour intervals,
 - vehicle classification by length and speed in monthly intervals,
 - vehicle classification by length and speed during holidays and weekends in monthly intervals,
 - vehicle classification by length and speed during work days in monthly intervals,
 - vehicle classification by length and speed during day time (05-21 h) in monthly intervals,
 - vehicle classification by length and speed during night (21-05 h) in monthly intervals,
 - vehicle classification by length and speed during summer (1.06-30.9) in monthly intervals;
 - recapitulation of vehicle classification by length speeds.

All results of the data processing are not published in the annual publication due to the huge number of data and assumption that they are not of interest for all users, but this data can be provided upon the request in the form of tables and diagrams.

Presentation of the results in this publication is organised under the following sections:

- AADT on the road network
 - AADT on the sections of the main and regional roads network (table that comprises overview of AADT in last five years, starting backwards from year 2016);
- Data on the automatic traffic counting
 - AADT and composition of traffic flow (table);
 - monthly number of vehicles (table);

- * minimalno i maksimalno dnevno saobraćajno opterećenje;
 - * prosječan dnevni saobraćaj (05-21 h);
 - * prosječan noćni saobraćaj (21-05 h);
 - * prosječan saobraćaj radnim danom;
 - * prosječan saobraćaj vikendom i praznicima;
 - * prosječan ljetnji saobraćaj (1.06-30.09);
 - godišnja neravnomjernost saobraćajnog toka po klasama dužine vozila (dijagram);
 - godišnja neravnomjernost saobraćajnog toka po klasama brzine vozila (dijagram);
 - dnevna neravnomjernost saobraćajnog toka (dijagram);
 - vremenska raspodjela saobraćajnog toka;
 - * prosječna godišnja časovna raspodjela (dijagram);
 - * prosječna godišnja dnevna raspodjela (dijagram);
 - * mjesečna raspodjela (dijagram);
 - satna distribucija saobraćajnog toka (tabela i dijagram);
 - Pregledne karte
 - pregledna karta magistralnih i regionalnih puteva Republike Srpske;
 - pregledna karta lokaliteta automatskog brojanja vozila;
 - pregledna karta saobraćajnog opterećenja za 2016. godinu.
- traffic flow composition on monthly basis (table);
 - traffic parameters (table);
 - * minimum and maximum traffic load per hour;
 - * minimum and maximum traffic load per day;
 - * average day time traffic (05-21 h);
 - * average night time traffic (21-05 h);
 - * average working day traffic;
 - * average weekend and holiday traffic;
 - * average summer traffic (1.06-30.09);
 - annual traffic flow variation represented by the vehicle length classes (diagram);
 - annual traffic flow variation represented by the vehicle speed classes (diagram);
 - traffic flow daily variation (diagram);
 - traffic flow time distribution;
 - * annual average distribution by hour (diagram);
 - * annual average daily distribution (diagram);
 - * monthly variation (diagram);
 - traffic flow hourly distribution (table and diagram);
 - Maps
 - map of main and regional roads of the Republic of Srpska,
 - map of automatic traffic counting locations,
 - map of traffic volumes for year 2016.

PGDS NA MREŽI PUTEVA
AADT ON THE ROAD NETWORK

BRONANJE VOZILA NA MREŽI PUTEVA U REPUBLICI SRPSKOJ – 2016. GODINA
VEHICLE COUNTING ON THE ROAD NETWORK OF THE REPUBLIC OF SRPSKA – YEAR 2016

PGDS NA MREŽI MAGISTRALNIH I REGIONALNIH PUTEVA
AADT ON THE MAIN AND REGIONAL ROAD NETWORK

Broj dionice Section number	Put Road		Dionica Section	Dužina dionice Section length	Način brojanja Counting type	PGDS [voz/dan] AADT [vehicles/day]				
						2012.	2013.	2014.	2015.	2016.
326	M1.8	MI-107	granica RS (Lepnica) - Lončari	3.559	AB	4226	4295	4401	4481	4468
327	M1.8	MI-107	Lončari - Pelagićevo	6.858	RB	5339	5351	5403	5487	5507
328	M1.8	MI-107	Pelagićevo - granica RS (Blaževac)	7.068	AB	3462	3470	3504	3558	3586
3	M4	MI-108	granica RS (Novi Grad) - Novi Grad 1	0.534	RB	4688	4970	5127	5200	5279
4	M4	MI-108	Novi Grad 1 - Novi Grad 2	0.753	RB	4939	5231	5396	5473	5548
5	M4	MI-108	Novi Grad 2 - Novi Grad 3	0.951	RB	5442	5584	5755	5955	6041
6	M4	MI-108	Novi Grad 3 - Blagaj	6.026	RB	3996	4108	4234	4381	4429
7	M4	MI-108	Blagaj - Dragotinja	13.305	AB	3372	3461	3567	3689	3750
8	M4	MI-108	Dragotinja - Prijedor	10.451	RB	6149	6311	6504	6729	6807
9	M4	MI-108	Prijedor - Kozarac	10.429	RB	9556	9789	9942	10238	10313
10	M4	MI-108	Kozarac - Lamovita	8.739	RB	7552	7743	7864	8094	8146
11	M4	MI-108	Lamovita - Ivanjska	13.752	AB	5574	5708	5797	5966	6026
12	M4	MI-108	Ivanjska - Šargovac	14.967	RB	8978	9199	9342	9618	9699
13	M4	MI-108	Šargovac - Derviši	0.918	RB	5518	5953	6301	6568	6708
14	M4	MI-108	Derviši - Banja Luka (pijaca)	3.061	RB	19230	20540	21740	22661	23093
15	M4	MI-108	Banja Luka (pijaca) - Banja Luka (Rebrovac)	2.728	RB	11480	12401	13125	13683	14011
44	M4L	MI-108	Banja Luka (pijaca) - Banja Luka (Rebrovac)	2.719	RB	12293	13382	14164	14780	14999
16	M4	MI-108	Banja Luka (Rebrovac) - Čelinac	12.008	RB	5988	6092	6300	6475	6448
17	M4	MI-108	Čelinac - Kotor Varoš	18.973	AB	2768	2815	2911	2991	2983
18	M4	MI-108	Kotor Varoš - Obodnik	11.590	RB	5852	5952	6155	6328	6304
19	M4	MI-108	Obodnik - Klupe	20.134	RB	3780	3845	3976	4087	4067
20	M4	MI-108	Klupe - Teslić (Barići)	16.734	AB	6105	6209	6313	6597	6579
21	M4	MI-108	Teslić (Barići) - granica RS (Vrela)	6.646	RB	8404	8547	8838	9083	9046
25	M4	MI-110	Doboj - Doboj (Poljice)	1.266	RB	10081	10261	10554	10699	10923
26	M4	MI-110	Doboj (Poljice) - granica RS (Stanić Rijeka)	2.945	RB	7333	7464	7677	7783	7929
40	M4	MI-110	granica RS (Caparde) - Donje Caparde	3.140	RB	3792	3945	4091	4198	4244
41	M4	MI-110	Donje Caparde - Karakaj 1	15.350	AB	3326	3460	3449	3603	3681
42	M4	MI-115	Karakaj 1 - Karakaj 2	0.350	RB	17057	17743	18401	18884	19104
43	M4	MI-110	Karakaj 2 - granica RS (Karakaj)	0.240	RB	2250	2341	2428	2493	2522
64	M5	MI-112	granica RS (Velečevo) - Čađavica	13.812	AB	2302	2269	2268	2298	2337
65	M5	MI-112	Čađavica - Rogolji	10.605	RB	2279	2380	2474	2530	2552
66	M5	MI-112	Rogolji - Mrkonjić Grad	6.003	RB	2948	3081	3201	3275	3301
67	M5	MI-112	Mrkonjić Grad - Jezero	11.627	AB	2468	2531	2642	2689	2706
68	M5	MI-112	Jezero - granica RS (Jezero 1)	1.145	RB	1949	2009	2097	2136	2146
90	M5	MI-114	granica RS (Lapišnica) - Ljubogošta	6.884	AB	6644	7024	7259	7464	7555
91	M5	MII-508	Ljubogošta - Pale	4.460	RB	4687	4921	5086	5232	5293
92	M5	MII-508	Pale - Podgrab	15.660	RB	1705	1784	1844	1897	1918
93	M5	MII-508	Podgrab - granica RS (Prača)	6.155	RB	1584	1658	1713	1762	1784
96	M5	MII-508	granica RS (Čemernica) - Sastavci	7.300	RB	179	184	190	195	196
97	M5	MI-114	Sastavci - Ustiprača	11.195	RB	2100	2242	2312	2371	2393
98	M5	MI-114	Ustiprača - Međeđa	12.890	AB	1735	1852	1910	1958	1979
99	M5	MI-114	Međeđa - Brodar	2.840	RB	1849	1974	2036	2087	2104
100	M5	MI-114	Brodar - Višegrad 1	10.950	RB	2437	2587	2668	2735	2758
101	M5	MI-114	Višegrad 1 - Višegrad 2	0.660	RB	2947	3146	3245	3328	3360
102	M5	MI-114	Višegrad 2 - Višegrad 3	0.320	RB	5657	6038	6227	6383	6429
103	M5	MI-114	Višegrad 3 - Višegrad 4	0.130	RB	2980	3219	3342	3419	3463
113	M5L	MI-114	Višegrad 3 - Višegrad 4	0.260	RB	2659	2861	2970	3039	3077
104	M5	MI-114	Višegrad 4 - Dobrun	12.610	RB	1300	1400	1454	1487	1503
105	M5	MI-114	Dobrun - granica RS (Vardište)	6.226	AB	822	888	922	943	958
132	M6	MI-118	granica RS (Podvrsnik) - Ljubinje	15.818	RB	1511	1399	1382	1413	1432
133	M6	MI-118	Ljubinje - granica RS (Trnovica 1)	16.615	RB	1313	1241	1226	1258	1274
136	M6	MI-118	granica RS (Trnovica 2) - Trebinje 1	40.798	AB	1136	1041	1122	1175	1194
137	M6	MI-118	Trebinje 1 - Trebinje 2	2.122	RB	9246	8526	8424	8609	8718
138	M6	MI-118	Trebinje 2 - Župa	15.908	AB	994	968	985	998	1018
139	M6	MI-118	Župa - granica RS (Dolovi)	8.999	RB	495	482	490	497	504
373	M6.1	MI-116	granica RS (Bakračuša) - Nevesinje 1	10.668	RB	1927	2097	2150	2206	2217
374	M6.1	MI-116	Nevesinje 1 - Nevesinje 2	0.434	RB	3997	4341	4501	4613	4631
381	M6.1L	MI-116	Nevesinje 1 - Nevesinje 3	0.572	RB	4246	4555	4729	4838	4874

BRONANJE VOZILA NA MREŽI PUTEVA U REPUBLICI SRPSKOJ – 2016. GODINA
VEHICLE COUNTING ON THE ROAD NETWORK OF THE REPUBLIC OF SRPSKA – YEAR 2016

Broj dionice Section number	Put Road		Dionica Section	Dužina dionice Section length	Način brojanja Counting type	PGDS [voz/dan] AADT [vehicles/day]				
						2012.	2013.	2014.	2015.	2016.
380	M6.1L	MI-116	Nevesinje 3 - Nevesinje 2	0.080	RB	3883	4213	4368	4479	4497
375	M6.1	MI-116	Nevesinje 2 - Nevesinje 4	0.280	RB	7379	7999	8293	8495	8519
376	M6.1	MI-116	Nevesinje 4 - Klanci	11.410	RB	1545	1642	1702	1744	1752
377	M6.1	MI-116	Klanci - Gacko 2	38.210	AB	1097	1196	1240	1270	1277
142	M8	MII-510	Foča 1 - Foča 2	0.195	RB	2655	2803	2888	2946	2963
143	M8	MII-510	Foča 2 - Dragočava	5.335	RB	813	852	878	897	901
144	M8	MII-510	Dragočava - granica RS (Vikoče)	14.061	RB	312	325	331	338	339
152	M14	MI-100	granica RS (Otoka) - Novi Grad 1	17.693	AB	2805	2973	3067	3110	3163
153	M14	MI-100	Novi Grad 2 - Kostajnica	25.681	RB	3809	3904	4006	4160	4242
154	M14	MI-100	Kostajnica - Kozarska Dubica 1	23.254	AB	1165	1191	1222	1269	1302
155	M14	MI-100	Kozarska Dubica 1 - Kozarska Dubica 2	2.718	RB	6474	6628	6801	7064	7196
156	M14	MI-100	Kozarska Dubica 2 - Draksenić	6.532	RB	2687	2613	2554	2583	2614
157	M14	MI-100	Draksenić - granica RS (Jasenovac)	7.193	RB	1345	1286	1257	1271	1294
382	M14.1	MI-102	Draksenić - Vrbaška 1	26.756	AB	1803	1718	1679	1697	1737
383	M14.1	MI-102	Vrbaška 1 - Vrbaška 2	0.518	RB	4522	4319	4221	4267	4397
384	M14.1	MI-102	Vrbaška 2 - Čatrnja	0.880	RB	6744	7924	7393	7011	7394
385	M14.1	MI-102	Čatrnja - Gradiška	5.734	RB	5229	6147	5735	5439	5801
386	M14.1	MI-102	Nova Topola - Srbac	20.979	AB	2635	2660	2752	2831	2874
387	M14.1	MI-102	Srbac - Kobaš	20.035	RB	4369	4415	4568	4699	4724
388	M14.1	MI-102	Kobaš - Derвента	21.895	RB	3981	4021	4160	4281	4319
389	M14.1	MI-106	Derвента - Derвента (Žirovina)	1.999	RB	4509	4546	4736	4790	4764
390	M14.1	MI-103	Derвента (Žirovina) - Polje	2.649	RB	8336	8294	8504	8753	8808
391	M14.1	MI-103	Polje - Brod	21.991	AB	4373	4351	4461	4591	4663
392	M14.1	MII-500	Brod - Brodsko Polje	1.372	RB	4573	4552	4667	4804	4871
421	M14.1L	MII-500	Brod - Brodsko Polje	1.387	RB	3696	3674	3767	3879	3903
393	M14.1	MII-500	Brodsko Polje - granica RS (Brusnica)	17.702	RB	3194	3180	3260	3356	3381
398	M14.1	MII-500	granica RS (Jezero 2) - Vukosavlje (Jakeš)	3.500	RB	2572	2661	2777	2834	2849
399	M14.1	MII-500	Modriča 1 - Modriča 2	1.682	RB	4317	4408	4545	4616	4633
400	M14.1	MII-500	Modriča 2 - granica RS (Ždreban)	13.427	RB	2512	2569	2649	2689	2697
404	M14.1	MII-500	granica RS (Turić) - Pelagićevo	9.812	RB	827	829	834	849	855
405	M14.1	MI-104	Lončari - granica RS (Brčko 1)	9.655	AB	6716	6934	7167	7260	7210
414	M14.1	MI-104	granica RS (Brčko 2) - Donja Bukovica	11.828	RB	4986	5123	5295	5368	5303
415	M14.1	MI-104	Donja Bukovica - Vršani	3.890	RB	7670	8005	8275	8472	8513
416	M14.1	MI-104	Vršani - Bijeljina 1	14.059	AB	5590	5834	6031	6174	6249
417	M14.1	MI-115	Bijeljina 1 - Bijeljina 2	3.063	RB	8923	9312	9626	9854	9921
418	M14.1	MI-115	Bijeljina 2 - Glavičice	23.057	AB	7127	7439	7698	7825	7866
419	M14.1	MI-115	Glavičice - Šepak	6.500	RB	4355	4540	4698	4776	4779
420	M14.1	RII-4503	Šepak - granica RS (Šepak)	0.053	RB	3059	3127	3236	3289	3295
158	M15	MII-501	Kozarska Dubica 1 - Prijedor	32.205	AB	2111	2129	2176	2226	2260
159	M15	MII-501	Prijedor - Tukovi	2.679	RB	7616	7724	8142	8347	8422
160	M15	MII-501	Tukovi - granica RS (Koprivna)	21.126	AB	3021	3064	3230	3311	3361
167	M15	MII-503	Rogolji - Barači	19.145	AB	1015	1060	1102	1126	1137
168	M15	MII-503	Barači - granica RS (Mliništa)	19.226	RB	500	522	543	559	561
179	M16	MI-101	granica RS (Gradiška) - Gradiška	0.320	RB	3443	3874	3615	3428	3994
180	M16	MI-101	Gradiška - Nova Topola	12.255	AB	10556	12397	11567	10967	10408
181	M16	MI-101	Nova Topola - Klašnice 1	19.776	AB	8556	11338	10902	10448	9867
182	M16	MI-101	Klašnice 1 - Klašnice 2	0.659	RB	27738	29574	28437	27254	23841
183	M16	MI-101	Klašnice 2 - Šargovac	8.347	AB	10372	11671	12096	12525	12989
206	M16L	MI-101	Klašnice 2 - Šargovac	9.663	AB	10647	11207	12108	12698	13046
184	M16	MI-101	Šargovac - Banja Luka (Rudarska)	6.331	RB	14173	15488	16393	17085	17807
207	M16L	MI-101	Šargovac - Banja Luka (Rudarska)	6.344	RB	14687	16013	16948	17662	18316
187	M16	MI-101	Banja Luka (Rudarska) - Srpske Toplice	4.318	RB	13394	13144	13242	13451	13853
188	M16	MI-101	Srpske Toplice - Karanovac	6.692	RB	6863	6738	6788	6897	6974
189	M16	MI-101	Karanovac - Crna Rijeka	32.786	AB	3542	3476	3502	3557	3649
190	M16	MI-101	Crna Rijeka - granica RS (Ugar)	6.535	AB	1201	1234	1285	1316	1333
438	M16.1	MI-106	Klašnice 1 - Gornja Vijaka 1	38.553	AB	5228	5051	5135	5234	5442
440	M16.1	MI-106	Gornja Vijaka 1 - Derвента	28.581	RB	7419	7474	7786	7875	7819
210	M17	MI-105	granica RS (Šamac) - Šamac 1	1.322	RB	4329	4421	4558	4627	4637
211	M17	MI-105	Šamac 1 - Šamac 2	1.484	RB	5020	5136	5296	5378	5394
212	M17	MI-105	Šamac 2 - Crkvina	2.876	RB	5007	5117	5276	5357	5373
213	M17	MI-105	Crkvina - Modriča 1	14.303	AB	5105	5213	5375	5456	5503
214	M17	MI-105	Modriča 1 - Vukosavlje (Jakeš)	1.350	RB	5940	6056	6244	6339	6364
215	M17	MI-105	Vukosavlje (Jakeš) - Podnovlje	16.232	RB	3790	3864	4032	4109	4132
216	M17	MI-105	Podnovlje - Šešljije	10.452	AB	3766	3905	4075	4151	4205

BROJANJE VOZILA NA MREŽI PUTEVA U REPUBLICI SRPSKOJ – 2016. GODINA
VEHICLE COUNTING ON THE ROAD NETWORK OF THE REPUBLIC OF SRPSKA – YEAR 2016

Broj dionice Section number	Put Road		Dionica Section	Dužina dionice Section length	Način brojanja Counting type	PGDS [voz/dan] AADT [vehicles/day]				
						2012.	2013.	2014.	2015.	2016.
217	M17	MI-105	Šešilje - Johovac	5.577	RB	7353	7647	7895	8291	8396
218	M17	MI-105	Johovac - Rudanka	5.978	AB	7679	7986	8250	8663	8877
219	M17	MI-105	Rudanka - Doboj	6.307	RB	12763	12999	13371	13553	13787
220	M17	MI-105	Doboj - granica RS (Karuše)	4.622	AB	13500	13741	14134	14323	14677
449	M17.2	MI-103	granica RS (Brod) - Brod	0.520	RB	5719	5690	5834	6007	6084
450	M17.2	MI-103	Derвента (Žirovina) - Vrhovi	6.871	RB	5901	5945	6193	6265	6201
451	M17.2	MI-103	Vrhovi - Šešilje	14.073	AB	4334	4366	4548	4600	4575
249	M18	MI-115	granica RS (Rača) - Rača	0.300	RB	3444	3532	3647	3710	3731
250	M18	MI-115	Rača - Gojsovac	15.135	AB	4997	5139	5307	5399	5438
251	M18	MI-115	Gojsovac - Bijeljina 1	3.881	RB	6251	6410	6620	6735	6761
252	M18	MI-113	Bijeljina 2 - Ugljevička Obrijež	17.595	AB	5685	5933	5877	6278	6354
253	M18	MI-113	Ugljevička Obrijež - Stari Ugljevik	1.675	RB	7319	7638	7896	8083	8129
254	M18	MI-113	Stari Ugljevik - Priboj 1	15.450	RB	6014	6277	6489	6643	6694
255	M18	MI-113	Priboj 1 - Priboj 2	1.840	RB	6312	6588	6810	6971	7017
256	M18	MI-113	Priboj 2 - granica RS (Banj Brdo)	10.805	RB	2282	2382	2462	2520	2531
273	M18	MI-111	granica RS (Dobrinja) - Kula	0.580	RB	7169	7555	7825	7999	8017
274	M18	MI-111	Kula - Krupac	5.165	RB	7045	7503	7772	7945	7964
275	M18	MI-111	Krupac - granica RS (Bogatići)	11.265	AB	3008	3212	3327	3401	3441
277	M18	MI-111	granica RS (Trnovo) - Trnovo	1.788	RB	2404	2675	2774	2869	2903
278	M18	MI-111	Trnovo - Dobro Polje	12.021	RB	1351	1487	1542	1595	1617
279	M18	MI-111	Dobro Polje - Miljevina	18.809	AB	1246	1404	1456	1506	1536
280	M18	MI-111	Miljevina - Brod na Drini 1	11.972	RB	1516	1688	1751	1811	1832
281	M18	MI-111	Brod na Drini 1 - Brod na Drini 2	0.678	RB	3231	3600	3733	3861	3896
282	M18	MI-111	Brod na Drini 2 - Brod na Drini 3	0.245	RB	3043	3312	3435	3553	3589
283	M18	MI-111	Brod na Drini 3- granica RS (Šćepan Polje)	20.715	AB	667	726	753	769	781
456	M18.2	MI-104	Gojsovac - granica RS (Pavlovića Most)	8.298	AB	3813	3804	3829	3866	3853
284	M19	MI-115	Šepak - Karakaj 3	20.950	AB	5863	6007	6196	6319	6361
285	M19	MI-115	Karakaj 3 - Karakaj 1	0.734	RB	12450	12605	13002	13260	13291
286	M19	MI-115	Karakaj 2 - Drinjača	17.977	RB	3795	3842	3963	4043	4049
287	M19	MI-115	Drinjača - Konjević Polje	7.242	RB	2609	2654	2752	2829	2864
288	M19	MI-115	Konjević Polje - Milići	11.558	AB	2461	2560	2655	2724	2782
289	M19	MI-115	Milići - Vlasenica	12.775	RB	2644	2689	2789	2861	2901
290	M19	MI-115	Vlasenica - Han Pijesak 1	20.317	RB	1925	1958	2031	2085	2093
291	M19	MI-115	Han Pijesak 1 - Han Pijesak 2	0.269	RB	3996	4103	4244	4329	4371
292	M19	MI-115	Han Pijesak 2 - Sokolac	27.483	AB	1639	1716	1775	1810	1840
293	M19	MI-115	Sokolac - Podromanija	3.598	RB	6682	6840	7069	7271	7329
294	M19	MI-114	Podromanija - Sumbulovac	21.559	AB	3714	3926	3838	4040	4089
295	M19	MI-114	Sumbulovac - Ljubogošta	5.030	RB	4953	5070	5240	5389	5431
457	M19.2	MII-506	Vlasenica - Tišća	9.321	RB	1455	1480	1535	1575	1589
458	M19.2	MII-506	Tišća - granica RS (Luke)	7.512	RB	546	551	571	586	594
460	M19.3	MI-114	Podromanija - Rogatica	28.598	AB	2513	2642	2727	2791	2818
461	M19.3	MI-114	Rogatica - Sastavci	6.422	RB	2421	2457	2536	2597	2602
297	M20	MI-109	granica RS (Radovan Ždrijelo) - Duži	2.897	RB	1018	1038	1071	1096	1081
298	M20	MI-109	Duži - Aleksina Međa	7.247	AB	1832	1941	2003	2042	2036
299	M20	MI-109	Aleksina Međa - Trebinje 1	2.578	RB	3630	3702	3658	3738	3788
302	M20	MI-109	Trebinje 2 - Bileća	28.780	RB	2289	2346	2427	2483	2493
303	M20	MI-109	Bileća - Podosoje	3.717	RB	2102	2148	2221	2271	2289
304	M20	MI-109	Podosoje - Krivača	7.591	RB	1867	1907	1972	2016	2027
305	M20	MI-109	Krivača - Avtovac 1	28.859	AB	1042	1136	1175	1201	1223
306	M20	MI-109	Avtovac 1 - Gacko 1	3.630	RB	2341	2394	2473	2528	2560
307	M20	MI-109	Gacko 1 - Gacko 2	0.604	RB	3464	3542	3664	3767	3799
308	M20	MI-109	Gacko 2 - Gacko 3	0.350	RB	1718	1761	1824	1875	1887
340	M20B	MI-109	Gacko 1 - Gacko 3	0.500	RB	1849	1896	1964	2019	2029
309	M20	MI-109	Gacko 3 - Vrba	16.057	RB	931	954	988	1016	1027
310	M20	MI-109	Vrba - Brod na Drini 2	45.667	AB	674	754	781	803	818
311	M20	MI-109	Brod na Drini 1 - Foča 1	3.532	RB	2446	2654	2752	2847	2881
312	M20	MI-109	Foča 1 - granica RS (Ustikolina)	7.950	AB	1723	1838	1894	1931	1946
318	M20	MI-109	granica RS (Kopači) - Ustiprača	8.127	RB	3393	3587	3699	3794	3806
481	R404	RI-1101	Blagaj - Budimlić Japra	22.900	RB	760	780	804	831	849
482	R404	RI-1101	Budimlić Japra - granica RS (Podvidača)	12.100	RB	63	65	67	69	73
485	R404a	RI-1102	Budimlić Japra - granica RS (Arapuša)	14.578	RB	93	95	98	101	112
487	R405	MII-502	Banja Luka (Rudarska) - Stari Majdan	28.451	RB	1329	1401	1483	1549	1578
488	R405	MII-502	Stari Majdan - granica RS (Razboj)	14.169	RB	358	368	374	385	391
494	R405a	RII-1501	Stari Majdan - Lamovita	20.425	RB	433	448	455	468	472

BRONANJE VOZILA NA MREŽI PUTEVA U REPUBLICI SRPSKOJ – 2016. GODINA
VEHICLE COUNTING ON THE ROAD NETWORK OF THE REPUBLIC OF SRPSKA – YEAR 2016

Broj dionice Section number	Put Road	Dionica Section	Dužina dionice Section length	Način brojanja Counting type	PGDS [voz/dan] AADT [vehicles/day]					
					2012.	2013.	2014.	2015.	2016.	
495	R406	RII-1502	Tukovi - granica RS (Stara Rijeka)	20.916	RB	1191	1208	1273	1305	1319
513	R410	n/p	granica RS (Gornje Bravsko) - granica RS (Lanište)	23.000	RB	292	290	290	294	299
519	R411	RI-2105	Čadavica - Srpske Toplice	42.772	RB	3296	3253	3277	3328	3372
520	R412	RI-2108	Mrkonjić Grad - Crna Rijeka	13.582	RB	2420	2486	2589	2651	2678
521	R413	MII-505	Kotor Varoš - Mitrović	19.091	RB	408	415	429	441	437
522	R413	MII-505	Mitrović - granica RS (Prisika 1)	14.215	RB	487	478	482	490	497
524	R413	MII-505	granica RS (Prisika 2) - granica RS (Vitovlje)	6.957	RB	487	478	482	490	497
532	R414	RI-2107	Karanovac - Mitrović	35.822	RB	985	973	980	995	1011
533	R415	RI-2109	Jezero - Šipovo	11.102	RB	1061	1088	1136	1156	1159
534	R415	RI-2109	Šipovo - granica RS (Novo Selo)	29.389	RB	537	551	575	585	593
537	R415a	RI-2110	Šipovo - Barači	16.000	RB	226	234	243	248	254
574	R426	n/p	granica RS (Muhareva Ljut) - Duži	32.287	RB	287	293	302	308	313
576	R427	RI-6101	granica RS (Do) - Berkovići	13.311	RB	1235	1266	1309	1338	1353
577	R427	RI-6101	Berkovići - Krivača	28.605	RB	1072	1094	1132	1157	1168
578	R428	n/p	Trnovica - granica RS (Trnovica 3)	1.436	RB	119	122	121	126	128
582	R429	RI-6104	Aleksina Međa - granica RS (Sitnica)	14.476	AB	1189	1090	1077	1100	1119
583	R430	n/p	Župa - granica RS (Arandelovo)	2.799	RB	401	407	414	419	426
584	R431	RI-6103	Ljubinja - Podosoje	49.492	RB	166	170	176	180	182
585	R431	RI-6103	Bileća - granica RS (Deleuša)	7.067	RB	862	884	914	936	953
586	R432	n/p	Avtovac 1 - Avtovac 2	0.920	RB	553	564	583	595	608
587	R432	n/p	Avtovac 2 - granica RS (Vratkovići)	14.140	RB	320	329	340	347	354
588	R432a	n/p	Avtovac 2 - granica RS (Ravni)	4.995	RB	215	217	224	229	233
589	R433	RII-5501	Dobro Polje - Jažići	16.780	RB	339	357	370	383	389
590	R433	RII-5501	Jažići - Grajsoljci	6.040	RB	426	452	469	485	490
591	R433	RII-5501	Grajsoljci - Klanci	46.142	RB	265	269	279	286	288
592	R434	RII-5502	Jažići - Jelašca	2.299	RB	215	220	228	234	236
593	R434	RII-5502	Jelašca - Vrba	37.300	RB	126	129	134	139	141
594	R434a	RII-5503	Jelašca - Miljevina	16.707	RB	86	93	96	101	102
598	R435	RII-6502	granica RS (Česim) - Nevesinje 3	29.350	RB	408	415	430	440	443
599	R435	RI-6102	Nevesinje 4 - Berkovići	31.904	RB	574	583	604	619	620
602	R436	RII-5504	granica RS (Romani/Otovlje) - Grajsoljci	13.000	RB	236	256	265	278	280
614	R440	RII-2504	granica RS (Bukovica) - Obodnik	34.000	RB	681	693	717	738	731
628	R442a	RII-5505	granica RS (Krupac) - Krupac	1.184	RB	1258	1308	1355	1386	1394
629	R442b	RII-5506	Trnovo - granica RS (Turovi)	2.820	RB	524	569	590	615	622
648	R446	RI-5101	Kula - granica RS (Vraca 1)	4.725	RB	6854	7298	7559	7729	7785
649	R446	n/p	granica RS (Vraca 1) - granica RS (Vraca 2)	0.450	RB	837	870	901	924	931
650	R446	n/p	granica RS (Vraca 2) - granica RS (Knjeginjac)	7.505	RB	770	798	826	845	855
651	R446	n/p	granica RS (Knjeginjac) - granica RS (Brus)	0.730	RB	832	962	996	1018	1019
652	R446	RI-5101	granica RS (Brus) - Bistrica	12.050	RB	352	357	368	378	383
653	R446	RI-5101	Bistrica - Pale	5.000	RB	843	858	885	910	921
655	R446a	RII-5507	Bistrica - Podgrab	27.642	RB	1017	1040	1072	1102	1117
657	R447	RII-5508	granica RS (Hreša) - Sumbulovac	10.510	RB	1231	1258	1297	1335	1347
661	R448	RI-5102	granica RS (Podkozara) - Čajniče 1	13.354	RB	1313	1338	1378	1417	1429
662	R448	RI-5102	Čajniče 1 - Čajniče 2	0.325	RB	1314	1339	1379	1429	1437
664	R448L	RI-5102	Čajniče 1 - Čajniče 2	0.295	RB	1160	1182	1218	1253	1266
663	R448	RI-5102	Čajniče 2 - granica RS (Metaljka)	6.654	RB	258	263	271	278	281
668	R449	RII-5509	Dobrun - Uvac	22.140	RB	306	309	321	328	333
669	R449	RII-5509	Uvac - granica RS (Prelac)	7.954	RB	1092	1101	1144	1178	1194
670	R449	n/p	granica RS (Prelac) - granica RS (Rudo)	6.110	RB	1092	1101	1144	1170	1179
671	R449	n/p	granica RS (Rudo) - Rudo 1	0.240	RB	1078	1087	1130	1156	1163
672	R449	n/p	Rudo 1 - Rudo 2	1.442	RB	637	642	667	682	693
673	R449a	RII-5510	Uvac - granica RS (Uvac)	0.173	RB	986	994	1033	1057	1064
674	R450	RI-5103	Rogatica - Borike	14.645	RB	637	655	675	691	688
675	R450	RI-5103	Borike - Brankovići	1.831	RB	447	456	470	482	489
676	R450	RI-5103	Brankovići - Presječeni Bor	3.000	RB	133	133	137	140	142
677	R450	RI-5103	Presječeni Bor - Višegrad 1	25.720	RB	191	195	201	206	208
678	R451	n/p	Višegrad 2 - granica RS (Mitrovac)	21.584	RB	643	648	674	689	700
679	R452	RII-4501	Milići - Zeleni Jadar	37.316	RB	888	903	937	961	971
680	R452	RII-4501	Zeleni Jadar - Skelani	30.209	RB	519	528	548	562	571
681	R452	RII-4501	Skelani - granica RS (Skelani)	0.090	RB	973	990	1027	1054	1066
682	R453	RI-5104	Zeleni Jadar - Srebrenica 1	10.300	RB	392	399	414	425	432
683	R453	RI-5104	Srebrenica 1 - Srebrenica 2	0.240	RB	1636	1662	1724	1769	1794
688	R453L	RI-5104	Srebrenica 1 - Srebrenica 2	0.265	RB	1163	1183	1227	1259	1276
684	R453	RI-5104	Srebrenica 2 - Bratunac 1	10.128	RB	2200	2231	2314	2374	2405

BRONANJE VOZILA NA MREŽI PUTEVA U REPUBLICI SRPSKOJ – 2016. GODINA
VEHICLE COUNTING ON THE ROAD NETWORK OF THE REPUBLIC OF SRPSKA – YEAR 2016

Broj dionice Section number	Put Road	Dionica Section	Dužina dionice Section length	Način brojanja Counting type	PGDS [voz/dan] AADT [vehicles/day]					
					2012.	2013.	2014.	2015.	2016.	
685	R453	MII-504	Bratunac 1 - Bratunac 2	0.356	RB	7205	7479	7757	7959	8048
686	R453	RI-5104	Bratunac 2 - Bratunac 3	3.201	RB	1956	1989	2063	2117	2121
687	R453	RI-5104	Bratunac 3 - granica RS (Bratunac)	0.100	RB	1447	1472	1527	1567	1583
689	R454	MII-504	Konjević Polje - Bratunac 1	21.077	RB	1587	1614	1674	1718	1741
690	R454	RI-5105	Bratunac 2 - Skelani	48.100	RB	1033	1051	1090	1119	1133
691	R454a	RI-5105	Bratunac 3 - Drinjača	25.950	RB	1124	1143	1185	1217	1223
692	R455	RI-4101	Tišća - Šekovići	8.494	RB	1676	1705	1768	1819	1838
693	R455	RI-4101	Šekovići - Donje Caparde	23.042	RB	1891	1923	1994	2048	2072
694	R455a	RII-4502	Šekovići - granica RS (Kaštelj)	19.689	RB	422	429	445	459	463
697	R456	RI-4102	Karakaj 3 - granica RS (Šetići)	12.910	RB	3219	3259	3362	3429	3434
699	R456	RI-4102	Priboj 2 - Lopare	8.827	RB	2999	3130	3236	3314	3334
700	R456	RI-4102	Lopare - Mačkovac	2.000	RB	2039	2128	2200	2253	2271
701	R456	RI-4102	Mačkovac - Piperi	7.760	RB	416	434	449	460	466
702	R456	RI-4102	Piperi - granica RS (Šibošnica)	0.339	RB	832	868	897	919	924
705	R457	n/p	Brod na Drini 3 - Foča 2	3.536	RB	1860	2025	2100	2145	2168
706	R457	RII-5511	Dragočava - granica RS (Šula)	43.500	RB	305	316	326	333	336
708	R458	RI-4103	granica RS (Površnica) - Lopare	9.565	RB	471	492	509	522	528
709	R458	RI-4103	Mačkovac - granica RS (Čelić)	8.053	RB	1295	1352	1398	1435	1442
715	R459	RII-4503	Piperi - granica RS (Lukavica)	0.849	RB	472	493	510	522	528
718	R459	RII-4503	granica RS (Mirosavci) - Bobetino Brdo	4.057	RB	82	86	89	91	93
719	R459	RII-4503	Bobetino Brdo - Ugljevička Obrijež	17.840	RB	947	988	1021	1045	1054
720	R459	RII-4503	Stari Ugljevik - Glavičice	30.500	RB	693	723	747	768	777
721	R459a	RI-4104	Bobetino Brdo - Donja Bukovica	11.900	RB	767	800	827	847	854
722	R459a	RI-4104	Vršani - Rača	32.400	RB	925	949	980	998	1002
731	R462	RI-3101	Crkvina - granica RS (Ledence)	12.121	RB	2086	2130	2196	2231	2240
736	R462a	MI-104	Grebnice - Obudovac 1	11.765	AB	3135	3270	3396	3529	3604
737	R462a	MI-104	Obudovac 2 - Lončari	8.345	RB	3977	4148	4308	4477	4498
739	R463	RII-3504	granica (Bok) - Obudovac 2	2.817	RB	1731	1806	1876	1949	1967
740	R463	MI-104	Obudovac 2 - Obudovac 1	1.106	RB	2110	2201	2286	2376	2396
741	R463	RII-3504	Obudovac 1 - granica RS (Tramošnica)	11.999	RB	934	974	1012	1052	1071
744	R464	RII-3102	granica RS (Prud) - Šamac 2	2.007	RB	781	815	846	879	895
745	R464	MI-104	Šamac 1 - Grebnice	3.953	RB	3115	3249	3374	3506	3551
746	R464	RII-3102	Grebnice - granica RS (Grebnice)	0.769	RB	1695	1768	1836	1909	1919
753	R465	RI-3103	granica RS (Orline) - Doboj (Poljice)	21.062	RB	1613	1642	1689	1712	1724
754	R465	RI-3103	Doboj (Poljice) - Bušletić	10.980	RB	1397	1422	1463	1483	1503
755	R465	RI-3103	Bušletić - Modriča 2	31.782	RB	1152	1195	1247	1273	1286
756	R465a	RII-3501	Bušletić - granica RS (Zelinja)	25.000	RB	934	951	978	992	1007
764	R467	RI-5106	granica RS (Žeravice) - Han Pijesak 1	22.148	RB	475	488	505	515	524
765	R467	RI-5106	Han Pijesak 2 - Borike	45.100	RB	369	379	392	401	408
766	R467	RI-5106	Brankovići - Pešurići	5.108	RB	33	34	35	36	36
767	R467	RI-5106	Pešurići - Međeđa	14.273	RB	15	15	15	15	16
768	R467	MII-507	Brodar - Rudo 1	25.959	RB	706	754	778	798	804
769	R467a	n/p	Presječeni Bor - Pešurići	2.700	RB	24	24	25	26	27
771	R468	RII-5512	granica RS (Išerić Brdo) - Sokolac	26.025	RB	741	761	787	803	808
781	R472	RI-3104	Polje - Podnovlje	16.905	RB	1435	1469	1533	1562	1574
782	R473	RI-3105	Tedin Han - Teslić (Barići)	25.744	RB	989	1006	1040	1069	1061
783	R473	RI-3105	Teslić (Barići) - Teslić 1	1.643	RB	11407	11601	11997	12327	12274
784	R473	RI-3105	Teslić 1 - Teslić 2	0.241	RB	9383	9542	9867	10138	10091
787	R473L	RI-3105	Teslić 1 - Teslić 2	0.241	RB	8839	8989	9296	9551	9526
785	R473	RI-3105	Teslić 2 - granica RS (Podjezera)	31.349	RB	2140	2176	2250	2312	2294
788	R474	RI-2102	Srbac - Gornja Vijaka 1	43.000	RB	2111	2130	2204	2267	2284
789	R474	RI-2102	Gornja Vijaka 1 - Gornja Vijaka 2	0.821	RB	4129	4001	4068	4146	4249
790	R474	RI-2102	Gornja Vijaka 2 - Razboj	15.431	RB	3174	30077	3128	3190	3267
791	R474	RI-3106	Razboj - Tedin Han	0.838	RB	1691	1720	1779	1828	1811
792	R474	RI-3106	Tedin Han - granica RS (Križ)	12.133	RB	841	855	884	908	897
796	R474a	RI-2102	Razboj - Rudanka	21.705	RB	3947	4105	4241	4454	4487
797	R475	RI-1103	Kostajnica - Karan	17.800	RB	306	313	321	333	337
798	R475	RI-1103	Karan - Dragotinja	9.000	RB	325	333	343	356	362
799	R475a	RI-1104	Karan - Novi Grad 3	22.000	RB	329	338	348	361	367
800	R476	RI-2103	Čelinac - Ukrina	25.244	RB	3119	3172	3280	3373	3364
801	R476	RI-2103	Ukrina - Gornja Vijaka 2	23.000	RB	1622	1598	1625	1657	1691
802	R476a	RI-2104	Ukrina - Klupe	28.127	RB	1008	1025	1060	1092	1089
803	R477	RI-1105	Kozarac - Vodice	17.500	RB	852	872	886	912	921
804	R477	RI-1105	Vodice - Vrbaška 1	30.260	RB	560	573	582	601	607

BROJANJE VOZILA NA MREŽI PUTEVA U REPUBLICI SRPSKOJ – 2016. GODINA
VEHICLE COUNTING ON THE ROAD NETWORK OF THE REPUBLIC OF SRPSKA – YEAR 2016

Broj dionice Section number	Put Road		Dionica Section	Dužina dionice Section length	Način brojanja Counting type	PGDS [voz/dan] AADT [vehicles/day]				
						2012.	2013.	2014.	2015.	2016.
805	R477	RI-2101	Čatrnja - Nova Topola	15.004	RB	2397	2815	2627	2492	2499
806	R477a	RII-1505	Vodice - Kozarska Dubica 2	22.000	RB	1338	1349	1379	1413	1425
807	R478	RII-1506	Vrbaška 2 - Ivanjska	31.000	RB	1165	1193	1212	1248	1251
808	R479	n/p	Kobaš 1 - Kobaš 2	0.900	RB	451	455	471	486	493
809	R480	n/p	Derviši - Klačnice 2	9.234	RB	8046	8551	9050	9435	9598
811	R482	RII-3502	Vrhovi - Johovac	21.650	RB	1563	1575	1601	1620	1611

PODACI O AUTOMATSKOM BROJANJU VOZILA
DATA ON AUTOMATIC TRAFFIC COUNTING

BROJANJE VOZILA NA MREŽI PUTEVA U REPUBLICI SRPSKOJ – 2016. GODINA
VEHICLE COUNTING ON THE ROAD NETWORK OF THE REPUBLIC OF SRPSKA – YEAR 2016

PGDS I STRUKTURA SAOBRAĆAJNOG TOKA
AADT AND TRAFFIC FLOW COMPOSITION

Lokalitet Location	Smjer Direction	Dužina vozila / Vehicle length								Ukupno Total
		<5,5 m	(%)	5,5-12 m	(%)	12-16,5 m	(%)	>16,5 m	(%)	
000001	I	2681	86.9	321	10.4	78	2.5	6	0.2	3086
	II	2547	86.6	304	10.3	88	3.0	2	0.1	2941
	ukupno / total	5228	86.8	625	10.4	166	2.7	8	0.1	6026
000002	I	1590	93.4	95	5.6	16	1.0	0	0.0	1702
	II	1545	93.1	96	5.8	18	1.1	0	0.0	1659
	ukupno / total	3135	93.3	191	5.7	34	1.0	1	0.0	3361
000003	I	1647	87.1	194	10.2	49	2.6	1	0.0	1890
	II	1596	85.8	204	10.9	60	3.2	0	0.0	1860
	ukupno / total	3243	86.5	397	10.6	109	2.9	1	0.0	3750
000004	I	1387	88.4	139	8.8	42	2.7	1	0.1	1568
	II	1398	87.7	150	9.4	46	2.9	0	0.0	1595
	ukupno / total	2785	88.1	289	9.1	87	2.8	1	0.0	3163
000005	I	1042	91.9	83	7.3	8	0.7	1	0.1	1133
	II	1027	91.2	90	8.0	9	0.8	0	0.0	1127
	ukupno / total	2069	91.6	173	7.7	17	0.8	1	0.0	2260
000006	I	593	90.7	51	7.7	10	1.5	0	0.0	654
	II	591	91.1	47	7.2	11	1.6	0	0.0	648
	ukupno / total	1184	90.9	97	7.5	21	1.6	0	0.0	1302
000007	I	748	86.3	90	10.3	29	3.3	0	0.0	867
	II	741	85.2	97	11.1	31	3.5	0	0.0	870
	ukupno / total	1489	85.8	186	10.7	59	3.4	1	0.0	1737
000008	I	4653	91.8	298	5.9	114	2.3	3	0.1	5067
	II	4879	91.3	314	5.9	145	2.7	3	0.1	5341
	ukupno / total	9531	91.6	611	5.9	260	2.5	6	0.1	10408
000009	I	1244	85.8	128	8.8	77	5.3	1	0.1	1450
	II	1216	85.4	131	9.2	77	5.4	0	0.0	1424
	ukupno / total	2460	85.6	258	9.0	155	5.4	2	0.1	2874
000010	I	4383	89.2	401	8.2	113	2.3	15	0.3	4913
	II	4505	90.9	335	6.8	112	2.3	2	0.0	4954
	ukupno / total	8888	90.1	736	7.5	226	2.3	17	0.2	9867
000011	I	2209	81.2	354	13.0	149	5.5	10	0.4	2722
	II	2199	80.8	359	13.2	153	5.6	9	0.3	2720
	ukupno / total	4408	81.0	714	13.1	302	5.5	19	0.3	5442
000012	I	1968	84.8	175	7.5	175	7.5	2	0.1	2319
	II	2010	85.7	177	7.6	154	6.6	3	0.1	2344
	ukupno / total	3977	85.3	352	7.5	329	7.1	5	0.1	4663
000013	I	1647	71.7	314	13.7	331	14.4	6	0.3	2298
	II	1655	72.7	328	14.4	294	12.9	1	0.1	2277
	ukupno / total	3301	72.2	642	14.0	625	13.7	7	0.2	4575
000014	I	3675	81.3	448	9.9	382	8.5	14	0.3	4519
	II	3648	83.7	421	9.7	284	6.5	5	0.1	4358
	ukupno / total	7323	82.5	869	9.8	666	7.5	19	0.2	8877
000015	I	Automatski brojač nije u funkciji								
	II									
	ukupno / total									
000016	I	Automatski brojač nije u funkciji								
	II									
	ukupno / total									
000017	I	1342	89.0	137	9.1	28	1.8	1	0.0	1508
	II	1308	88.7	138	9.4	28	1.9	1	0.1	1475
	ukupno / total	2650	88.8	275	9.2	56	1.9	2	0.1	2983

BROJANJE VOZILA NA MREŽI PUTEVA U REPUBLICI SRPSKOJ – 2016. GODINA
VEHICLE COUNTING ON THE ROAD NETWORK OF THE REPUBLIC OF SRPSKA – YEAR 2016

Lokalitet Location	Smjer Direction	Dužina vozila / Vehicle length								Ukupno Total
		<5,5 m	(%)	5,5-12 m	(%)	12-16,5 m	(%)	>16,5 m	(%)	
000018	I	1556	85.7	180	9.9	78	4.3	2	0.1	1815
	II	1573	85.8	174	9.5	84	4.6	3	0.1	1834
	ukupno / total	3129	85.7	353	9.7	162	4.4	5	0.1	3649
000019	I	525	78.2	87	12.9	56	8.4	4	0.5	671
	II	510	77.0	84	12.8	65	9.9	3	0.4	662
	ukupno / total	1034	77.6	171	12.8	122	9.1	6	0.5	1333
000020	I	1189	88.5	106	7.9	49	3.6	0	0.0	1344
	II	1180	86.6	124	9.1	57	4.2	1	0.1	1362
	ukupno / total	2369	87.6	229	8.5	106	3.9	2	0.1	2706
000021	I	528	92.4	31	5.4	12	2.2	0	0.0	571
	II	523	92.4	32	5.6	11	2.0	0	0.0	566
	ukupno / total	1051	92.4	63	5.5	23	2.1	0	0.0	1137
000022	I	996	85.7	117	10.1	44	3.7	5	0.5	1162
	II	1007	85.7	113	9.6	51	4.3	3	0.3	1175
	ukupno / total	2003	85.7	230	9.9	95	4.0	9	0.4	2337
000023	I	2260	81.9	285	10.3	213	7.7	2	0.1	2760
	II	2276	83.0	285	10.4	181	6.6	1	0.0	2743
	ukupno / total	4536	82.4	570	10.4	394	7.2	2	0.0	5503
000024	I	2006	89.1	164	7.3	79	3.5	1	0.0	2251
	II	1938	87.4	170	7.7	108	4.9	1	0.1	2217
	ukupno / total	3944	88.3	335	7.5	187	4.2	2	0.1	4468
000025	I	1543	86.7	153	8.6	74	4.2	10	0.5	1780
	II	1539	85.2	171	9.4	95	5.3	1	0.1	1806
	ukupno / total	3082	85.9	324	9.0	170	4.7	11	0.3	3586
000026	I	3203	89.2	267	7.4	120	3.3	2	0.1	3592
	II	3202	88.5	264	7.3	150	4.2	2	0.1	3618
	ukupno / total	6405	88.8	531	7.4	270	3.7	4	0.1	7210
000027	I	2741	87.1	278	8.8	125	4.0	2	0.1	3146
	II	2659	85.7	281	9.1	162	5.2	2	0.0	3103
	ukupno / total	5400	86.4	559	8.9	286	4.6	4	0.1	6249
000028	I	2456	89.5	164	6.0	122	4.4	2	0.1	2744
	II	2458	91.2	158	5.9	77	2.9	1	0.0	2694
	ukupno / total	4914	90.4	322	5.9	199	3.7	3	0.1	5438
000029	I	Automatski brojač nije u funkciji								
	II									
	ukupno / total									
000030	I	3711	93.8	202	5.1	44	1.1	1	0.0	3957
	II	3658	93.6	211	5.4	39	1.0	1	0.0	3909
	ukupno / total	7369	93.7	412	5.2	83	1.1	1	0.0	7866
000031	I	2920	92.0	204	6.4	50	1.6	2	0.0	3176
	II	2951	92.6	189	5.9	45	1.4	1	0.0	3185
	ukupno / total	5871	92.3	393	6.2	95	1.5	2	0.0	6361
000032	I	Automatski brojač nije u funkciji								
	II									
	ukupno / total									
000033	I	1139	83.6	183	13.4	38	2.8	4	0.3	1362
	II	1193	84.0	190	13.4	36	2.5	1	0.0	1420
	ukupno / total	2331	83.8	373	13.4	74	2.6	4	0.1	2782
000034	I	809	87.2	88	9.5	27	2.9	4	0.4	927
	II	809	88.7	77	8.4	26	2.9	0	0.0	913
	ukupno / total	1618	87.9	164	8.9	53	2.9	4	0.2	1840
000035	I	Automatski brojač nije u funkciji								
	II									
	ukupno / total									
000036	I	1566	91.0	134	7.8	20	1.2	1	0.1	1720
	II	1576	91.6	125	7.3	19	1.1	0	0.0	1721
	ukupno / total	3142	91.3	258	7.5	40	1.2	1	0.0	3441

BROJANJE VOZILA NA MREŽI PUTEVA U REPUBLICI SRPSKOJ – 2016. GODINA
VEHICLE COUNTING ON THE ROAD NETWORK OF THE REPUBLIC OF SRPSKA – YEAR 2016

Lokalitet Location	Smjer Direction	Dužina vozila / Vehicle length								Ukupno Total
		<5,5 m	(%)	5,5-12 m	(%)	12-16,5 m	(%)	>16,5 m	(%)	
000037	I	1284	90.3	99	6.9	39	2.8	0	0.0	1423
	II	1241	88.9	107	7.7	47	3.4	0	0.0	1395
	ukupno / total	2525	89.6	206	7.3	86	3.1	1	0.0	2818
000038	I	880	89.6	68	7.0	33	3.4	0	0.0	982
	II	881	88.4	73	7.4	42	4.2	0	0.0	997
	ukupno / total	1761	89.0	142	7.2	75	3.8	1	0.0	1979
000039	I	431	89.5	28	5.9	21	4.4	1	0.2	481
	II	420	88.2	29	6.1	26	5.4	1	0.3	477
	ukupno / total	851	88.8	58	6.0	47	4.9	2	0.2	958
000040	I	892	91.9	66	6.8	13	1.4	0	0.0	972
	II	896	91.9	65	6.7	13	1.4	0	0.0	974
	ukupno / total	1788	91.9	131	6.7	27	1.4	0	0.0	1946
000041	I	Automatski brojač nije u funkciji								
	II									
	ukupno / total									
000042	I	366	95.4	17	4.4	0	0.1	0	0.0	384
	II	379	95.5	17	4.4	1	0.1	0	0.0	397
	ukupno / total	745	95.4	34	4.4	1	0.1	0	0.0	781
000043	I	375	91.6	31	7.5	4	0.9	0	0.0	409
	II	372	91.1	33	8.0	4	0.9	0	0.1	409
	ukupno / total	747	91.3	64	7.8	7	0.9	0	0.0	818
000044	I	605	94.5	31	4.9	4	0.5	0	0.0	640
	II	597	93.7	35	5.6	4	0.7	0	0.0	637
	ukupno / total	1202	94.1	67	5.2	8	0.6	0	0.0	1277
000045	I	567	91.9	45	7.3	5	0.8	0	0.1	617
	II	557	91.9	45	7.4	4	0.6	0	0.1	606
	ukupno / total	1124	91.9	90	7.4	9	0.7	1	0.1	1223
000046	I	992	97.7	22	2.2	1	0.1	0	0.0	1015
	II	989	96.9	30	2.9	1	0.1	0	0.0	1021
	ukupno / total	1981	97.3	52	2.6	3	0.1	0	0.0	2036
000047	I	460	90.6	25	4.9	22	4.4	0	0.1	507
	II	466	91.2	24	4.7	21	4.1	0	0.0	511
	ukupno / total	925	90.9	49	4.8	43	4.2	0	0.0	1018
000048	I	Automatski brojač nije u funkciji								
	II									
	ukupno / total									
000049	I	8287	96.1	310	3.6	20	0.2	4	0.0	8621
	II	4314	98.8	43	1.0	5	0.1	6	0.1	4368
	ukupno / total	12602	97.0	352	2.7	25	0.2	10	0.1	12989
000050	I	8138	93.2	499	5.7	91	1.0	8	0.1	8735
	II	4209	97.6	88	2.0	12	0.3	2	0.0	4311
	ukupno / total	12347	94.6	587	4.5	102	0.8	10	0.1	13046
000051	I	1599	76.0	266	12.6	232	11.0	7	0.3	2104
	II	1603	76.3	282	13.4	212	10.1	3	0.2	2101
	ukupno / total	3202	76.1	548	13.0	444	10.6	10	0.2	4205
000052	I	1463	82.5	193	10.9	116	6.5	2	0.1	1774
	II	1493	81.6	205	11.2	130	7.1	2	0.1	1830
	ukupno / total	2956	82.0	398	11.1	246	6.8	4	0.1	3604
000053	I	1748	89.4	176	9.0	31	1.6	0	0.0	1955
	II	1671	88.0	192	10.1	33	1.7	2	0.1	1898
	ukupno / total	3419	88.7	368	9.5	63	1.6	3	0.1	3853
000054	I	Automatski brojač nije u funkciji								
	II									
	ukupno / total									
000055	I	549	98.2	10	1.8	0	0.0	0	0.0	559
	II	546	97.6	13	2.3	0	0.0	0	0.0	560
	ukupno / total	1096	97.9	23	2.1	0	0.0	0	0.0	1119

AUTOMATSKI BROJAČ / AUTOMATIC COUNTER **BR./NO**

PODACI SA AUTOMATSKIH BROJAČA VOZILA
DATA FROM AUTOMATIC TRAFFIC COUNTERS

1
2
3
4
5
6
7
8
9
10
11
12
13
14
15
16
17
18
19
20
21
22
23
24
25
26
27
28
29
30
31
32
33
34
35
36
37
38
39
40
41
42
43
44
45
46
47
48
49
50
51
52
53
54
55

BROJANJE VOZILA NA MREŽI PUTEVA U REPUBLICI SRPSKOJ – 2016. GODINA
VEHICLE COUNTING ON THE ROAD NETWORK OF THE REPUBLIC OF SRPSKA – YEAR 2016

MJESEČNI BROJ VOZILA
MONTHLY NUMBER OF VEHICLES

1

Automatski brojač broj - Automatic counter number 000001
 Lokalitet - Location / Stacionaža - Mileage [km+m] Bistrica / 3+217,00
 Broj puta - Road number / Dionica - Section M 4 (MI-108) / Lamovita - Ivanjska

	Mjesec - Month											
	Januar- January	Februar- February	Mart- March	April- April	Maj- May	Jun- June	Juli- July	August- August	Septembar- September	Oktober- October	Novembar- November	Decembar- December
1	6614	4538	4718	5584	5765	6517	6772	7004	6562	6635	6387	5360
2	5754	4896	5440	5974	5610	6465	6558	7606	6995	5718	6737	5580
3	4979	5092	5305	6108	6824	7140	6688	7459	6556	6248	6400	5327
4	5045	4903	5704	5609	7528	6813	6243	7065	6105	6264	6476	5027
5	5533	5301	5494	6383	7120	6445	6138	7424	6180	6117	6450	5178
6	5321	4975	5132	6448	6512	6274	6581	7615	6101	6510	5612	5153
7	4392	4170	5356	6541	7205	6092	6445	7624	6367	7158	5384	5327
8	5096	4526	5320	6528	6777	6002	6839	7155	5795	6999	5609	5299
9	4706	4884	3901	6498	7007	6189	6965	7136	6429	5903	5630	6037
10	4097	4768	4473	5358	7499	6486	6566	7422	6323	5791	5816	5690
11	4773	4543	5454	5453	7248	6169	6795	6814	5847	6232	6206	5174
12	4082	4517	5180	5565	7455	5785	6681	7287	6254	6026	6128	5395
13	4649	4279	4526	5678	6501	5843	6559	6983	5855	6504	5195	5387
14	4674	4615	5291	5772	6957	6007	6689	6943	6558	6466	5383	5658
15	4913	5003	5470	6505	6605	6148	7103	6773	6176	6490	5696	5762
16	4927	4863	5696	6627	7203	6018	6978	6953	6825	6449	5717	6071
17	4458	5273	5830	5698	6894	6470	6699	6739	6621	6194	5829	5331
18	4773	4320	5300	5948	6978	6438	6552	7096	5846	6407	6176	4601
19	5445	4898	6182	6047	7015	5565	6863	7028	6342	6305	6130	5493
20	6028	5131	5507	6031	7391	6077	6888	6976	6545	6210	5402	5508
21	5857	4467	5441	5969	6988	6052	6896	6843	6283	6749	5668	5535
22	5631	4903	5227	6612	6481	5893	7583	6295	6191	6430	5928	5501
23	5332	5291	5352	6560	7271	6223	7305	6486	7214	5805	5373	6108
24	4631	5302	5424	5657	7166	6746	7241	6561	6841	5631	4555	5947
25	4659	5388	6041	5768	6848	6477	7122	6545	5977	5909	5446	5248
26	4347	5955	5067	6232	7175	5401	6530	6746	6205	5736	5572	5668
27	4146	5431	5093	6228	7368	6034	6862	6694	6130	5840	5417	5878
28	4309	5100	5427	6870	7183	6311	6703	6288	6226	6577	5616	6519
29	5054	5188	5811	6837	6723	6514	7295	6475	6409	6809	5513	6774
30	4701		5765	6675	6709	6421	7484	6281	7399	5627	5857	6353
31	3896		6165		6573		7055	6314		5843		6614
Ukupno- Total	152797	142465	166036	183733	214602	186997	211666	214622	191179	193622	173297	174501
Prosjek- Average	4929	4913	5356	6124	6923	6233	6828	6923	6373	6246	5777	5629
Godišnji prosjek (PGDS) - Annual average (AADT)												6026

BROJANJE VOZILA NA MREŽI PUTEVA U REPUBLICI SRPSKOJ – 2016. GODINA
VEHICLE COUNTING ON THE ROAD NETWORK OF THE REPUBLIC OF SRPSKA – YEAR 2016

STRUKTURA SAOBRAĆAJNOG TOKA
TRAFFIC FLOW COMPOSITION

Automatski brojač broj - Automatic counter number
 Lokalizet - Location / Stacionaža - Mileage [km+m]
 Broj puta - Road number / Dionica - Section

000001
 Bistrica / 3+217,00
 M 4 (MI-108) / Lamovita - Ivanjska

Mjesec - Month	Smjer - Direction	Dužina vozila - Vehicle length								Ukupno - Total
		< 5,5 m	(%)	5,5 - 12 m	(%)	12 - 16,5 m	(%)	< 16,5 m	(%)	
Januar - January	I	67081	88.1	7538	9.9	1304	1.7	214	0.3	76137
	II	68575	89.5	6621	8.6	1425	1.9	40	0.1	76660
	ukupno - total	135656	88.8	14158	9.3	2729	1.8	254	0.2	152797
Februar - February	I	60280	86.0	7985	11.4	1582	2.3	218	0.3	70066
	II	64793	89.5	5951	8.2	1640	2.3	16	0.0	72399
	ukupno - total	125073	87.8	13936	9.8	3222	2.3	234	0.2	142465
Mart - March	I	71021	85.0	9960	11.9	2274	2.7	264	0.3	83519
	II	72933	88.4	7343	8.9	2221	2.7	21	0.0	82518
	ukupno - total	143953	86.7	17304	10.4	4494	2.7	285	0.2	166036
April - April	I	79618	86.1	10086	10.9	2496	2.7	231	0.3	92432
	II	79257	86.8	9302	10.2	2727	3.0	15	0.0	91301
	ukupno - total	158875	86.5	19388	10.6	5223	2.8	246	0.1	183733
Maj - May	I	104392	89.8	9246	7.9	2616	2.2	57	0.0	116312
	II	84437	85.9	10545	10.7	3286	3.3	22	0.0	98290
	ukupno - total	188829	88.0	19791	9.2	5902	2.8	79	0.0	214602
Juni - June	I	86259	87.5	8777	9.0	2623	2.7	59	0.1	97718
	II	76009	87.1	9994	11.2	3250	3.6	26	0.0	89279
	ukupno - total	162268	87.3	18771	10.0	5873	3.1	85	0.0	186997
Juli - July	I	94287	87.0	10573	9.8	2732	2.5	190	0.2	107782
	II	90474	86.0	10252	9.9	3136	3.0	23	0.0	103884
	ukupno - total	184761	86.5	20825	9.8	5868	2.8	213	0.1	211666
Avgust - August	I	95317	87.0	11035	10.1	3019	2.8	162	0.1	109533
	II	90362	86.0	11367	10.8	3344	3.2	16	0.0	105088
	ukupno - total	185679	86.5	22401	10.4	6363	3.0	178	0.1	214622
Septembar - September	I	84885	86.9	10050	10.3	2745	2.8	55	0.1	97736
	II	79430	85.0	10772	11.5	3209	3.4	32	0.0	93443
	ukupno - total	164315	85.9	20823	10.9	5954	3.1	87	0.0	191179
Oktobar - October	I	84140	85.7	11332	11.5	2550	2.6	131	0.1	98153
	II	82316	86.2	10100	10.6	2942	3.1	109	0.1	95468
	ukupno - total	166457	86.0	21432	11.1	5492	2.8	240	0.1	193622
Novembar - November	I	76391	85.3	10496	11.7	2333	2.6	375	0.4	89595
	II	71422	85.3	9525	11.4	2577	3.1	178	0.2	83702
	ukupno - total	147813	85.3	20021	11.6	4910	2.8	554	0.3	173297
Decembar - December	I	77769	85.9	10249	11.3	2181	2.4	299	0.3	90499
	II	71942	85.6	9445	11.2	2398	2.9	218	0.3	84002
	ukupno - total	149711	85.8	19693	11.3	4579	2.6	518	0.3	174501
Ukupno (godišnje) - Total (annual)	I	981442	86.9	117327	10.4	28455	2.5	2258	0.2	1129482
	II	931949	86.6	111216	10.3	32152	3.0	717	0.1	1076034
	ukupno - total	1913390	86.8	228543	10.4	60608	2.7	2974	0.1	2205516
Prosjek (PGDS) - Average (AADT)	I	2682	86.9	321	10.4	78	2.5	6	0.2	3086
	II	2546	86.6	304	10.3	88	3.0	2	0.1	2940
	ukupno - total	5228	86.8	624	10.4	166	2.7	8	0.1	6026

BROJANJE VOZILA NA MREŽI PUTEVA U REPUBLICI SRPSKOJ – 2016. GODINA
VEHICLE COUNTING ON THE ROAD NETWORK OF THE REPUBLIC OF SRPSKA – YEAR 2016

SAOBRAĆAJNI POKAZATELJI

000001
 Bistrica / 3+217,00
 M 4 (MI-108) / Lamovita - Ivanjska

Automatski brojač broj
 Lokalizet / Stacionaža [km+m]
 Broj puta / Dionica

Mjesec	Snjier	minimalni čas			maksimalni čas			minimalni dan		maksimalni dan		dnevni prosjek (05-21 h)	noćni prosjek (21-05 h)	prosijek radnim danom	prosijek vikendom	ljetni prosjek
		datum/dan	čas	voz/h	datum/dan	čas	voz/h	datum/dan	voz/dan	datum/dan	voz/dan					
Januar	I	utorak/19.	1	2	355	srijeda/20.	11	1437	četvrtak/7.	3440	petak/1.	2214	242	2496	2402	
	II	srijeda/27.	3	0	300	subota/23.	11	1690	ponedjeljak/4.	3174	petak/1.	2256	297	2449	2507	
	I+II	utorak/19.	2	7	562	srijeda/20.	11	3896	nedjelja/31.	6614	petak/1.	4470	460	4945	4908	
Februar	I	četvrtak/18.	1	1	271	utorak/23.	15	1778	subota/13.	2983	petak/26.	2221	196	2458	2310	
	II	četvrtak/4.	2	1	344	subota/6.	14	1821	četvrtak/18.	2972	petak/26.	2308	189	2512	2461	
	I+II	četvrtak/4.	2	3	498	utorak/23.	15	4170	nedjelja/7.	5955	petak/26.	4529	385	4969	4771	
Mart	I	utorak/15.	1	2	288	četvrtak/31.	14	1762	srijeda/9.	3477	četvrtak/31.	2476	219	2728	2600	
	II	četvrtak/3.	2	1	269	četvrtak/17.	17	1978	utorak/1.	3203	subota/19.	2444	218	2659	2672	
	I+II	srijeda/23.	1	7	511	četvrtak/31.	15	3901	srijeda/9.	6182	subota/19.	4921	437	5387	5273	
April	I	ponedjeljak/18.	0	3	409	nedjelja/3.	17	2636	petak/1.	3810	petak/29.	2801	280	3057	3129	
	II	petak/1.	2	0	314	ponedjeljak/7.	16	2454	ponedjeljak/4.	3666	subota/16.	2765	280	3032	3070	
	I+II	srijeda/27.	1	9	594	nedjelja/3.	17	5358	nedjelja/10.	6870	četvrtak/28.	5566	560	6089	6199	
Maj	I	srijeda/4.	2	8	431	utorak/24.	10	2995	nedjelja/1.	4346	ponedjeljak/23.	3253	498	3818	3630	
	II	utorak/17.	2	4	441	četvrtak/5.	11	2598	nedjelja/2.	4116	srijeda/4.	2853	318	3246	3034	
	I+II	srijeda/25.	2	15	648	utorak/24.	10	5610	ponedjeljak/2.	7528	srijeda/4.	6106	816	7064	6664	
Juni	I	ponedjeljak/13.	1	4	319	nedjelja/5.	19	2914	nedjelja/26.	3844	petak/3.	2866	391	3265	3235	3257
	II	petak/24.	3	2	266	subota/11.	8	2487	nedjelja/26.	3437	subota/18.	2669	307	3004	2902	2977
	I+II	četvrtak/16.	2	12	533	petak/3.	16	5401	nedjelja/26.	7140	subota/18.	5536	698	3269	6137	6234
Juli	I	četvrtak/14.	1	9	403	nedjelja/3.	19	3200	srijeda/27.	3803	nedjelja/24.	3014	463	3446	3541	3476
	II	ponedjeljak/11.	3	2	323	petak/22.	17	2899	ponedjeljak/4.	3891	petak/22.	2965	387	3323	3413	3476
	I+II	srijeda/6.	2	17	561	ponedjeljak/25.	16	6138	utorak/5.	7583	petak/22.	5978	850	6769	6954	6828
Avgust	I	utorak/16.	2	9	387	nedjelja/7.	19	3210	utorak/30.	4175	nedjelja/7.	3064	469	3483	3678	3533
	II	srijeda/17.	2	5	353	subota/6.	15	2941	nedjelja/28.	3824	utorak/2.	2997	394	3416	3318	3390
	I+II	srijeda/31.	2	18	596	nedjelja/7.	19	6281	utorak/30.	7624	nedjelja/7.	6061	862	6898	6996	6924
Septembar	I	srijeda/28.	2	4	408	srijeda/14.	13	2773	četvrtak/8.	4046	petak/30.	2929	329	3289	3173	3258
	II	četvrtak/15.	2	3	345	subota/24.	14	2730	nedjelja/11.	3687	petak/23.	2775	339	3122	3091	3114
	I+II	utorak/20.	1	12	621	srijeda/14.	13	5795	četvrtak/8.	7399	petak/30.	5704	668	6411	6265	6372
Oktoibar	I	srijeda/5.	1	4	354	nedjelja/9.	17	2721	srijeda/26.	3679	petak/7.	2868	297	3162	3172	
	II	četvrtak/6.	3	0	406	subota/29.	16	2322	nedjelja/9.	3679	subota/29.	2792	287	3062	3114	
	I+II	srijeda/19.	1	13	573	subota/29.	16	5627	nedjelja/30.	7158	petak/7.	5660	584	6225	6287	
Novembar	I	utorak/15.	1	3	329	četvrtak/3.	10	329	četvrtak/24.	3485	četvrtak/3.	2724	263	3006	2943	
	II	utorak/15.	2	3	321	srijeda/2.	14	2072	četvrtak/24.	4555	srijeda/2.	2554	236	2791	2787	
	I+II	utorak/15.	2	9	595	srijeda/2.	15	4555	četvrtak/24.	6737	srijeda/2.	5278	499	5797	5730	
Decembar	I	petak/2.	2	5	303	petak/23.	11	2405	nedjelja/18.	3456	četvrtak/29.	2672	247	2956	2829	
	II	petak/2.	2	3	336	subota/10.	17	2113	četvrtak/29.	3318	četvrtak/29.	2478	232	2751	2610	
	I+II	petak/2.	2	8	560	subota/31.	15	4601	nedjelja/4.	6774	četvrtak/28.	5151	478	5707	5440	
Godina	I	četvrtak/18.02.	1	1	431	utorak/24.5.	10	1437	nedjelja/18.	4346	četvrtak/28.	2761	325	3102	3049	3383
	II	srijeda/27.1.	3	0	441	četvrtak/5.5.	11	1690	četvrtak/7.1.	4116	ponedjeljak/23.5.	2656	284	2953	2911	3211
	I+II	četvrtak/4.2.	2	3	648	utorak/24.5.	10	3896	nedjelja/31.1.	7624	nedjelja/7.8.	5417	609	6055	5960	6594

BROJANJE VOZILA NA MREŽI PUTEVA U REPUBLICI SRPSKOJ – 2016. GODINA
VEHICLE COUNTING ON THE ROAD NETWORK OF THE REPUBLIC OF SRPSKA – YEAR 2016

TRAFFIC PARAMETERS

Automatic counter number
 Location / Mileage [km+m]
 Road number / Section

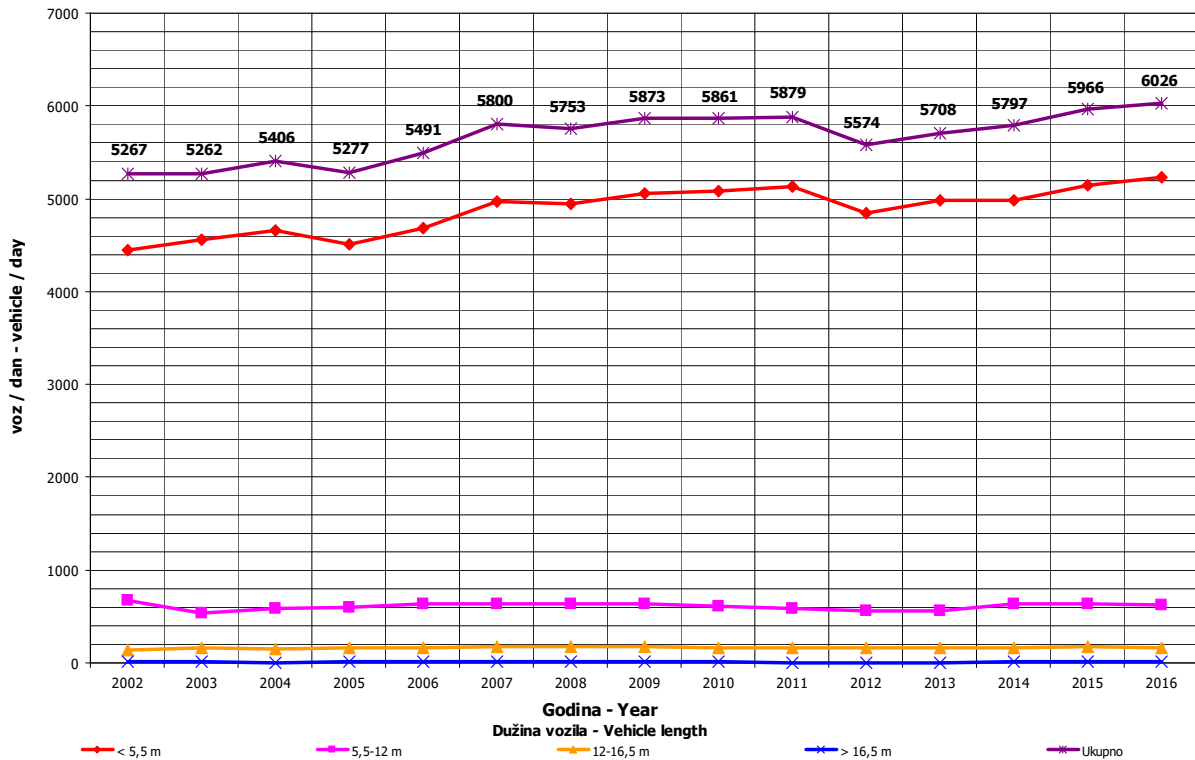
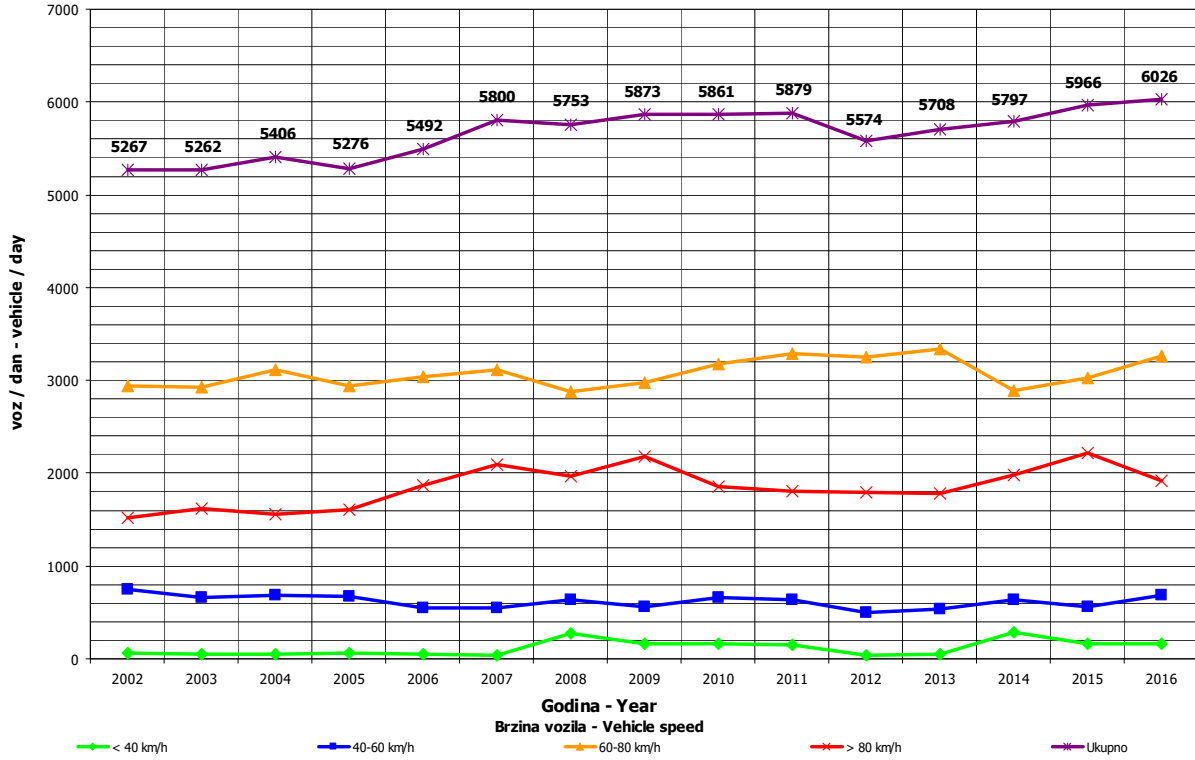
000001
 Bistrica / 3+217,00
 M 4 (M1-108) / Lamovita - Ivanjska

Month	Direction	minimum hour		maximum hour		veh/h	veh/day	minimum day		maximum day		day time average (5-21 h)	night average (21-05 h)	working day average	weekend average	summer average
		date/day	hour	date/day	hour			date/day	veh/day	date/day	veh/day					
January	I	19/Tuesday	1	20/Wednesday	11	355	1437	7/Thursday	3440	1/Friday	3440	2214	242	2496	2402	
	II	27/Wednesday	3	23/Saturday	11	300	1690	4/Monday	1690	1/Friday	3174	2256	297	2449	2507	
	I+II	19/Tuesday	2	20/Wednesday	11	562	3896	31/Sunday	3896	1/Friday	6614	4470	460	4945	4908	
February	I	18/Thursday	1	23/Tuesday	15	271	1778	13/Saturday	2983	26/Friday	2983	2221	196	2458	2310	
	II	4/Thursday	2	6/Saturday	14	344	1821	18/Thursday	1821	26/Friday	2972	2308	189	2512	2461	
	I+II	4/Thursday	2	23/Tuesday	15	498	4170	7/Sunday	5955	26/Friday	5955	4529	385	4969	4771	
March	I	15/Tuesday	1	31/Thursday	14	288	1762	9/Wednesday	1762	31/Thursday	3477	2476	219	2728	2600	
	II	3/Thursday	2	17/Thursday	17	269	1978	1/Thursday	1978	19/Saturday	3203	2444	218	2659	2672	
	I+II	23/Wednesday	1	31/Thursday	15	511	3901	9/Wednesday	3901	19/Saturday	6182	4921	437	5387	5273	
April	I	18/Monday	0	3/Sunday	17	409	2636	1/Friday	2636	29/Friday	3810	2801	280	3057	3129	
	II	1/Friday	2	7/Thursday	16	314	2454	4/Monday	2454	16/Saturday	3666	2765	280	3032	3070	
	I+II	27/Wednesday	1	3/Sunday	17	594	5358	10/Sunday	5358	28/Thursday	6870	5566	560	6089	6199	
May	I	4/Wednesday	2	24/Tuesday	10	431	2995	1/Sunday	2995	23/Monday	4346	3253	498	3818	3630	
	II	17/Tuesday	2	5/Thursday	11	441	2998	2/Monday	2998	4/Wednesday	4116	2853	318	3246	3034	
	I+II	25/Wednesday	2	24/Tuesday	10	648	5610	2/Monday	5610	4/Wednesday	7528	6106	816	7064	6664	
June	I	13/Monday	1	5/Sunday	19	319	2914	26/Monday	2914	3/Friday	3844	2866	391	3265	3235	3257
	II	24/Friday	3	11/Saturday	8	266	2487	26/Sunday	2487	18/Saturday	3437	2669	307	3004	2902	2977
	I+II	16/Thursday	2	3/Friday	16	533	5401	26/Sunday	5401	3/Friday	7140	5536	698	3269	6137	6234
July	I	14/Thursday	1	3/Sunday	19	403	3200	27/Wednesday	3200	24/Sunday	3803	3014	463	3446	3541	
	II	11/Monday	3	22/Friday	17	323	2899	4/Monday	2899	22/Friday	3891	2965	387	3323	3413	3352
	I+II	6/Wednesday	2	25/Monday	16	561	6138	5/Thursday	6138	22/Friday	7583	5978	850	6769	6954	6828
August	I	16/Tuesday	2	7/Sunday	19	387	3210	30/Tuesday	3210	7/Sunday	4175	3064	469	3483	3678	3533
	II	17/Wednesday	2	6/Saturday	15	353	2941	28/Sunday	2941	2/Tuesday	3824	2997	394	3416	3318	3390
	I+II	31/Wednesday	2	7/Sunday	19	596	6281	30/Tuesday	6281	7/Sunday	7624	6061	862	6898	6996	6924
September	I	28/Wednesday	2	14/Wednesday	13	408	2773	8/Thursday	2773	30/Friday	4046	2929	329	3289	3173	3258
	II	15/Thursday	2	24/Saturday	14	345	2730	11/Sunday	2730	23/Friday	3687	2775	339	3122	3091	3114
	I+II	20/Tuesday	1	14/Wednesday	13	621	5795	8/Thursday	5795	30/Friday	7399	5704	668	6411	6265	6372
October	I	5/Wednesday	1	9/Sunday	17	354	2721	26/Wednesday	2721	7/Friday	3607	2868	297	3162	3172	
	II	6/Thursday	3	29/Saturday	16	406	2322	9/Sunday	2322	29/Saturday	3679	2792	287	3062	3114	
	I+II	19/Wednesday	1	29/Saturday	16	573	5627	30/Sunday	5627	7/Friday	7158	5660	584	6225	6287	
November	I	15/Tuesday	1	3/Thursday	10	329	2483	24/Thursday	2483	3/Thursday	3485	2724	263	3006	2943	
	II	15/Tuesday	2	2/Wednesday	14	321	2072	24/Thursday	2072	2/Wednesday	3420	2554	236	2791	2787	
	I+II	15/Tuesday	2	2/Wednesday	15	595	4555	24/Thursday	4555	2/Wednesday	6737	5278	499	5797	5730	
December	I	2/Friday	2	23/Friday	11	303	2405	18/Sunday	2405	29/Thursday	3456	2672	247	2956	2829	
	II	2/Friday	2	10/Saturday	17	336	2113	4/Sunday	2113	29/Thursday	3318	2478	232	2751	2610	
	I+II	2/Friday	2	31/Saturday	15	560	4601	18/Sunday	4601	29/Thursday	6774	5151	478	5707	5440	
Year	I	February 18/Thursday	1	May 24/Tuesday	10	431	1437	January 7/Thursday	1437	May 23/Monday	4346	2761	325	3102	3049	3383
	II	January 27/Wednesday	3	May 5/Thursday	11	441	1690	January 4/Monday	1690	May 4/Wednesday	4116	2856	284	2953	2911	3211
	I+II	February 4/Thursday	2	May 24/Tuesday	10	648	3896	January 31/Sunday	3896	August 7/Sunday	7624	5417	609	6055	5960	6594

GODIŠNJA NERAVNOMJERNOST SAOBRAĆAJNOG TOKA TRAFFIC FLOW ANNUAL VARIATION

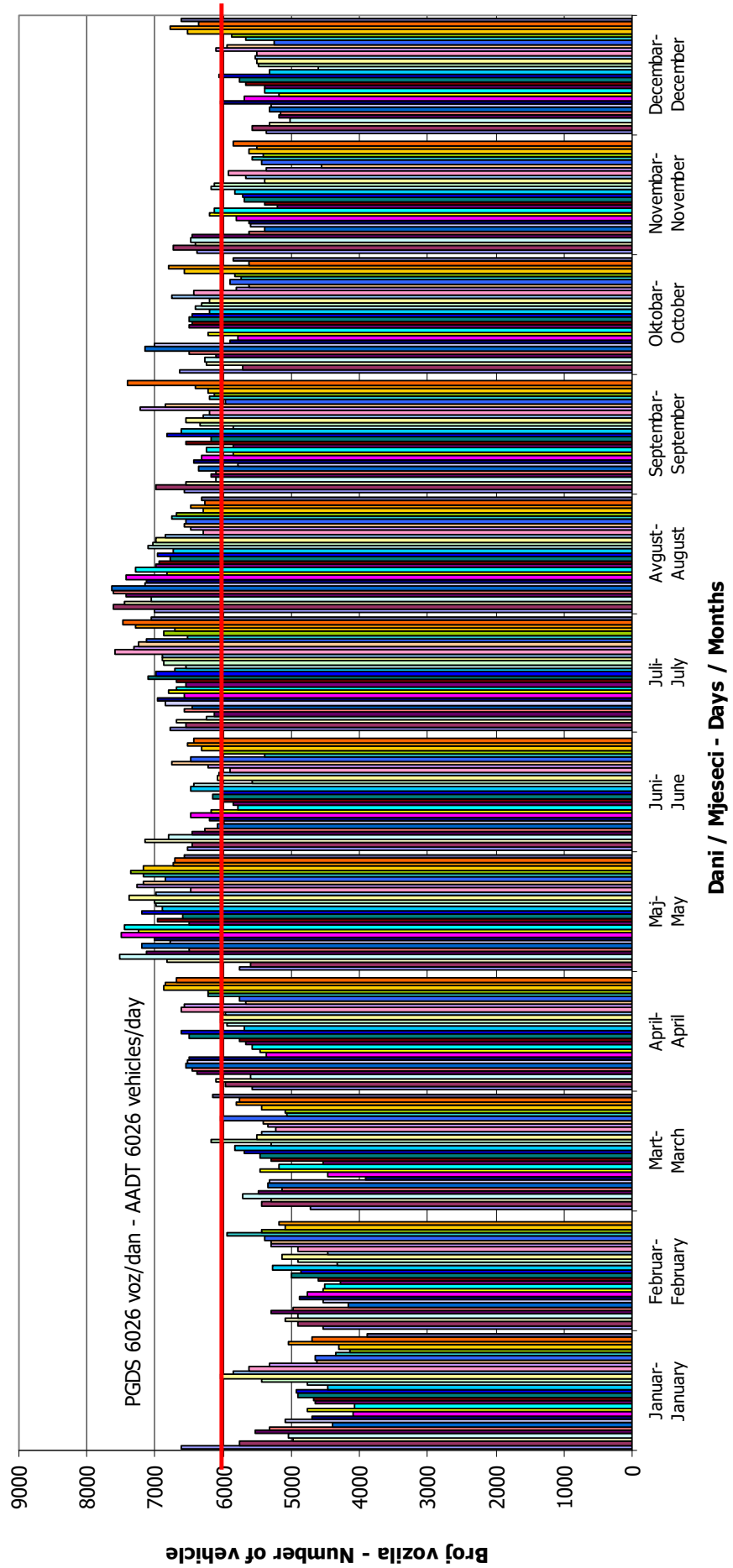
Automatski brojač broj - Automatic counter number
 Lokalitet - Location / Stacionaža - Mileage [km+m]
 Broj puta - Road number / Dionica - Section

000001
 Bistrica / 3+217,00
 M 4 (MI-108) / Lamovita – Ivanjska



**DNEVNA NERAVNOMJERNOST SAOBRAĆAJNOG TOKA
 TRAFFIC FLOW DAILY VARIATION**

Automatski brojač broj - Automatic counter number 000001
 Lokalizet - Location / Stacionaža - Mileage [km+tm] Bištrica / 3+217,00
 Broj puta - Road number/ Dionica - Section M 4 (MI-108) / Lamovita - Ivanjska



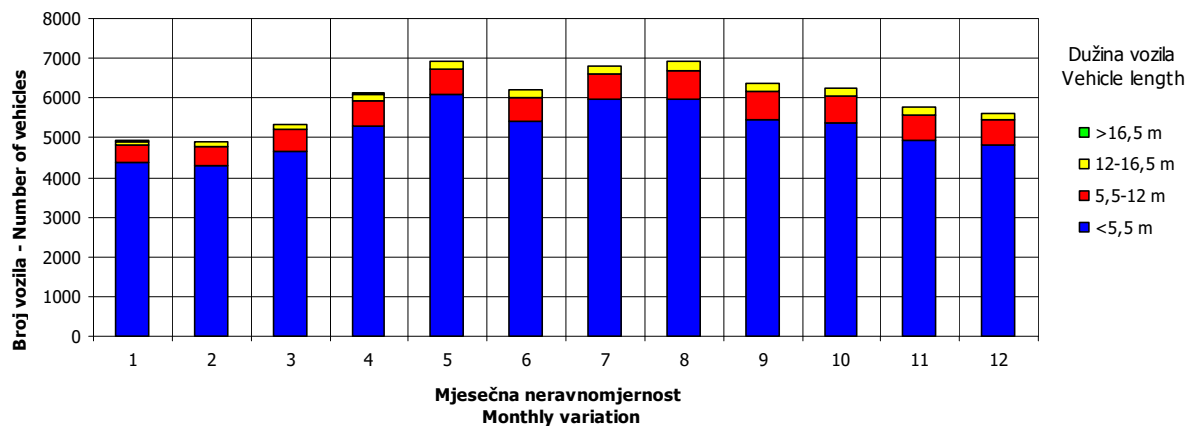
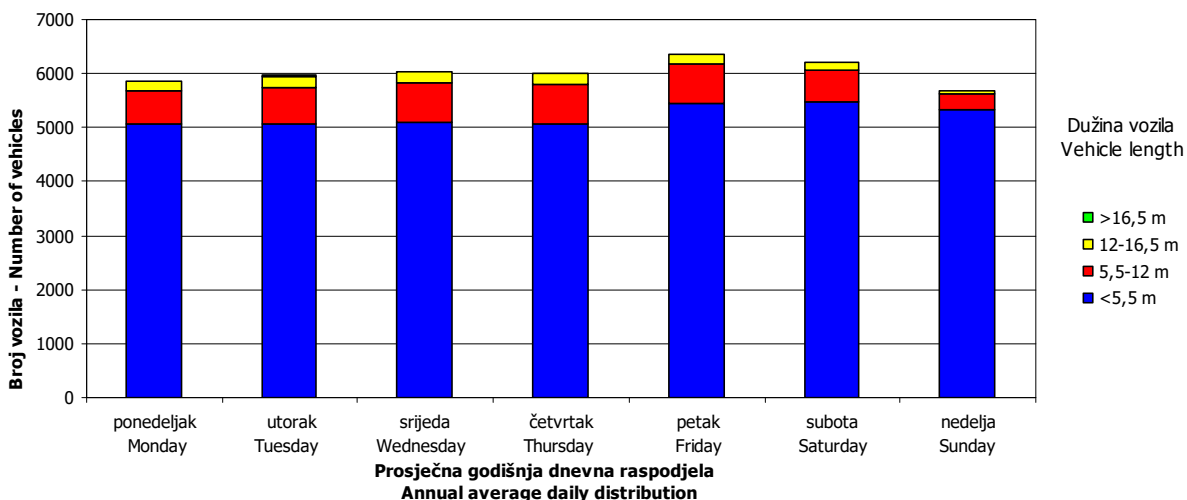
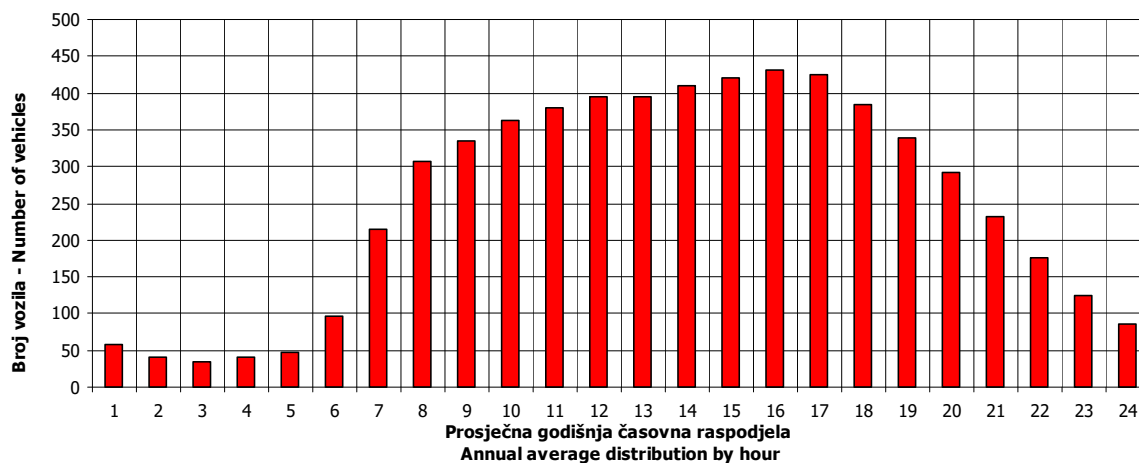
VREMENSKA RASPODJELA SAOBRAĆAJNOG TOKA TRAFFIC FLOW TIME DISTRIBUTION

1

Automatski brojač broj - Automatic counter number
 Lokalizet - Location / Stacionaža - Mileage [km+m]
 Broj puta - Road number / Dionica - Section

000001
 Bistrica / 3+217,00
 M 4 (MI-108) / Lamovita - Ivanjska

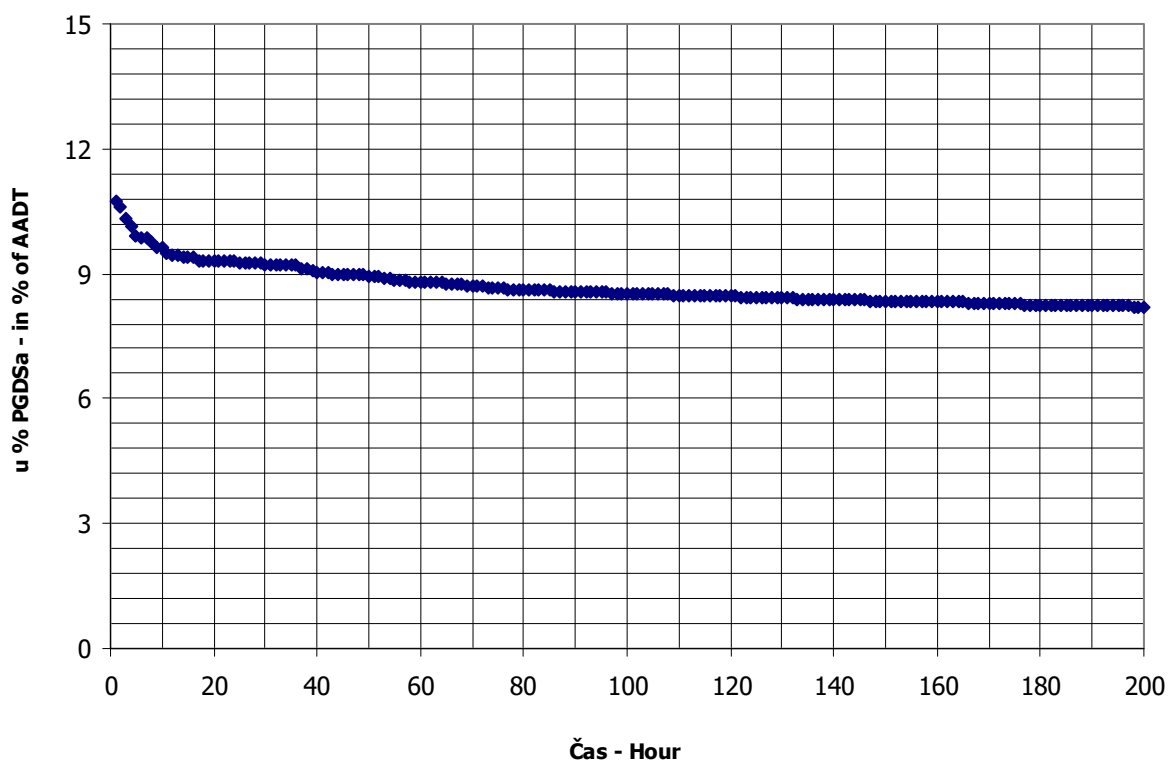
PGDS 6026 voz/dan AADT 6026 veh/day



SATNA DISTRIBUCIJA SAOBRAĆAJNOG TOKA TRAFFIC FLOW HOURLY DISTRIBUTION

Automatski brojač broj - Automatic counter number 000001
 Lokalitet - Location / Stacionaža - Mileage [km+m] Bistrica / 3+217,00
 Broj puta - Road number / Dionica - Section M 4 (MI-108) / Lamovita - Ivanjska

PGDS - AADT	6026 voz/dan - veh/day							
Čas - Hour	Maksimalni vršni sat - Maximum peak hour	10	20	30	40	50	100	200
Sat u danu - Hour of day	10	18	15	12	10	12	11	15
Sat u godini - Hour in year	3467	6571	5248	3013	7379	3133	3468	5368
Dan - Day of week	utorak - Tuesday	petak - Friday	subota - Saturday	četvrtak - Thursday	četvrtak - Thursday	utorak - Tuesday	utorak - Tuesday	četvrtak - Thursday
Datum - Date	24	30	6	5	3	10	24	11
Mjesec - Month	maj - May	septembar - September	avgust - August	maj - May	novembar - November	maj - May	maj - May	avgust - August
Vrijednost - Value	648	579	562	556	545	539	513	495
% - percent	10.75	9.61	9.33	9.23	9.04	8.94	8.51	8.21



BROJANJE VOZILA NA MREŽI PUTEVA U REPUBLICI SRPSKOJ – 2016. GODINA
VEHICLE COUNTING ON THE ROAD NETWORK OF THE REPUBLIC OF SRPSKA – YEAR 2016

MJESEČNI BROJ VOZILA
MONTHLY NUMBER OF VEHICLES

Automatski brojač broj - Automatic counter number
 Lokalitet - Location / Stacionaža - Mileage [km+m]
 Broj puta - Road number / Dionica - Section

000002
 Ništavci / 9+914,00
 M 15 (MII-501) / Tukovi - granica / border RS
 (Koprivna)

	Mjesec - Month											
	Januar- January	Februar- February	Mart- March	April- April	Maj- May	Jun- June	Juli- July	August- August	Septembar- September	Oktober- October	Novembar- November	Decembar- December
1	4327	2421	2495	4603	3666	2836	3536	5377	3518	3458	3108	2509
2	4195	2368	2277	4742	3588	2993	4169	5816	3798	3035	3817	2960
3	3695	2404	2581	4878	3020	3574	3920	5899	3909	3352	3937	2779
4	4022	2415	3094	4517	3905	3363	3702	5709	3850	3414	3909	2358
5	4256	2724	2820	3033	3165	3475	3591	6440	3308	3549	3978	2532
6	3811	2659	2653	2716	3796	3003	3548	7135	3176	3214	3433	2558
7	2102	2298	2149	2502	3829	3051	3367	8432	3172	3421	2868	2687
8	3092	2431	2260	3084	3634	3168	4267	5980	3140	3686	2627	2598
9	3509	2451	2284	3358	3212	3085	4674	5326	3461	3199	2769	2545
10	2812	2475	2705	3318	3200	3528	4720	5435	3638	3308	2738	2447
11	3242	2640	3062	3103	3415	3561	4387	5519	3342	3009	2964	2189
12	2724	2966	2832	3002	3239	3318	4449	5430	3071	3112	3173	2389
13	2292	3384	2759	3081	3553	3034	4243	5222	2803	3321	2861	2328
14	2109	2721	2643	3351	3558	3026	4709	5326	3015	3757	2773	2441
15	2258	2710	2617	4230	3297	3030	5422	4667	3114	4145	2674	2445
16	2206	2441	2708	3356	3256	3104	6203	4700	3517	3772	2679	2739
17	1941	2377	2755	2883	3013	3470	5672	4013	3413	3279	2566	2253
18	2335	2327	3178	3076	2978	3770	5415	4204	3781	3150	3086	2540
19	2199	2838	2823	2848	3045	3424	5291	4508	3279	3015	2923	2619
20	1717	2727	2732	2599	3307	3212	5539	4407	3177	3073	2547	2517
21	2089	2523	2768	2946	3648	3154	5884	4256	2992	3390	2674	2718
22	2543	2452	2577	3255	3471	3108	6286	3849	2683	3508	2590	3166
23	2421	2466	2561	3254	3090	3085	6565	3523	3125	3342	2789	4037
24	2217	1963	2708	2804	3055	3752	5924	3662	3191	3073	2833	3320
25	2630	2149	3122	2939	2910	3862	5011	3573	3400	2643	3121	2995
26	2847	2860	2926	2923	3481	3521	5207	3991	2899	2674	3090	2674
27	2537	2848	3127	3324	3271	4092	5716	4248	2726	2841	2694	3063
28	2464	2597	3025	3672	1988	3339	5656	3995	2865	3261	2686	3259
29	2444	2611	3179	4497	2189	3331	6580	3526	2890	3385	2552	3551
30	2572		3170	3523	2732	3216	7320	3196	3092	2975	2549	3635
31	2300		3926		2496		6700	3525		2930		3340
Ukupno- Total	85846	74201	86508	101431	100019	99489	157742	150954	97409	101320	89033	86175
Prosjek- Average	2769	2559	2791	3381	3226	3316	5088	4869	3247	3268	2968	2780
Godišnji prosjek (PGDS) - Annual average (AADT)												3361

BROJANJE VOZILA NA MREŽI PUTEVA U REPUBLICI SRPSKOJ – 2016. GODINA
VEHICLE COUNTING ON THE ROAD NETWORK OF THE REPUBLIC OF SRPSKA – YEAR 2016

STRUKTURA SAOBRAĆAJNOG TOKA
TRAFFIC FLOW COMPOSITION

Automatski brojač broj - Automatic counter number 000002
 Lokalizet - Location / Stacionaža - Mileage [km+m] Ništavci / 9+914,00
 Broj puta - Road number / Dionica - Section M 15 (MII-501) / Tukovi - granica / border RS
 (Koprivna)

Mjesec - Month	Smjer - Direction	Dužina vozila - Vehicle length								Ukupno - Total
		< 5,5 m	(%)	5,5 - 12 m	(%)	12 - 16,5 m	(%)	< 16,5 m	(%)	
Januar - January	I	40454	95.4	1732	4.1	211	0.5	7	0.0	42405
	II	41464	95.4	1740	4.0	226	0.5	11	0.0	43441
	ukupno - total	81918	95.4	3473	4.0	438	0.5	18	0.0	85846
Februar - February	I	34095	93.6	2044	5.6	298	0.8	6	0.0	36443
	II	35057	92.8	2209	5.9	481	1.3	10	0.0	37757
	ukupno - total	69152	93.2	4253	5.7	779	1.1	16	0.0	74201
Mart - March	I	41833	93.1	2659	5.9	450	1.0	9	0.0	44951
	II	38457	92.5	2588	6.2	503	1.2	10	0.0	41558
	ukupno - total	80290	92.8	5247	6.1	952	1.1	19	0.0	86508
April - April	I	49417	93.3	3011	5.7	549	1.0	14	0.0	52991
	II	44978	92.9	2924	6.0	521	1.1	17	0.0	48440
	ukupno - total	94395	93.1	5936	5.9	1070	1.1	31	0.0	101431
Maj - May	I	46682	93.0	2948	5.9	532	1.1	9	0.0	50171
	II	46348	93.0	2908	5.8	579	1.2	13	0.0	49848
	ukupno - total	93030	93.0	5856	5.9	1111	1.1	22	0.0	100019
Juni - June	I	45991	92.7	3034	6.1	592	1.2	9	0.0	49626
	II	45969	92.2	3151	6.3	734	1.5	9	0.0	49863
	ukupno - total	91960	92.4	6185	6.2	1326	1.3	18	0.0	99489
Juli - July	I	77236	95.0	3491	4.3	588	0.7	6	0.0	81321
	II	71903	94.1	3803	5.0	695	0.9	20	0.0	76422
	ukupno - total	149139	94.5	7294	4.6	1283	0.8	26	0.0	157742
Avgust - August	I	70999	94.6	3364	4.5	667	0.9	12	0.0	75042
	II	71119	93.7	4044	5.3	742	1.0	7	0.0	75912
	ukupno - total	142118	94.1	7408	4.9	1409	0.9	19	0.0	150954
Septembar - September	I	45573	92.3	3151	6.4	626	1.3	21	0.0	49371
	II	44461	92.6	2982	6.2	578	1.2	17	0.0	48038
	ukupno - total	90034	92.4	6133	6.3	1204	1.2	38	0.0	97409
Oktobar - October	I	47214	92.3	3330	6.5	580	1.1	5	0.0	51128
	II	46540	92.7	3047	6.1	588	1.2	17	0.0	50192
	ukupno - total	93754	92.5	6377	6.3	1168	1.2	22	0.0	101320
Novembar - November	I	41657	92.2	3006	6.7	505	1.1	4	0.0	45172
	II	40502	92.3	2786	6.4	558	1.3	15	0.0	43861
	ukupno - total	82159	92.3	5792	6.5	1063	1.2	19	0.0	89033
Decembar - December	I	40731	92.2	3075	7.0	371	0.8	4	0.0	44181
	II	38655	92.1	2918	6.9	409	1.0	11	0.0	41993
	ukupno - total	79387	92.1	5994	7.0	779	0.9	15	0.0	86175
Ukupno (godišnje) - Total (annual)	I	581882	93.4	34846	5.6	5968	1.0	106	0.0	622802
	II	565453	93.1	35101	5.8	6612	1.1	157	0.0	607324
	ukupno - total	1147335	93.3	69947	5.7	12580	1.0	263	0.0	1230126
Prosjeak (PGDS) - Average (AADT)	I	1590	93.4	95	5.6	16	1.0	0	0.0	1702
	II	1545	93.1	96	5.8	18	1.1	0	0.0	1659
	ukupno - total	3135	93.3	191	5.7	34	1.0	1	0.0	3361

BRONANJE VOZILA NA MREŽI PUTEVA U REPUBLICI SRPSKOJ – 2016. GODINA
VEHICLE COUNTING ON THE ROAD NETWORK OF THE REPUBLIC OF SRPSKA – YEAR 2016

SAOBRAĆAJNI POKAZATELJI

Automatski brojač broj
 Lokalizet / Stacionaža [km+m]
 Broj puta / Dionica

000002
 Ništavci / 9+914,00
 M 15 (MII-501) / Tukovi - granica / border RS (Koprivna)

Mjesec	Smjer	minimalni čas			maksimalni čas			minimalni dan		maksimalni dan		dnevni prosjek (05-21 h)	noćni prosjek (21-05 h)	prosjek radnim danom	prosjek vikendom	ljetni prosjek
		datum/dan	čas	voz/h	datum/dan	čas	voz/h	datum/dan	voz/dan							
Januar	I	četvrtak/21.	3	0	petak/1.	16	217	nedjelja/17.	870	petak/1.	2261	1234	115	1328	1426	
	II	nedjelja/10.	18	0	subota/9.	11	207	srijeda/20.	835	subota/2.	2070	1297	92	1328	1506	
	I+II	četvrtak/21.	3	1	subota/2.	3	398	srijeda/20.	1717	petak/1.	4327	2531	207	2656	2931	
Februar	I	utorak/23.	3	0	subota/13.	10	157	srijeda/24.	838	subota/13.	1728	1147	98	1240	1304	
	II	ponedjeljak/1.	1	0	subota/20.	10	153	četvrtak/25.	1056	subota/13.	1656	1226	68	1260	1416	
	I+II	četvrtak/25.	2	0	subota/13.	9	302	srijeda/24.	1963	subota/13.	3384	2372	166	2499	2720	
Mart	I	utorak/1.	2	0	četvrtak/31.	12	175	srijeda/9.	1240	četvrtak/31.	2152	1332	98	1446	1462	
	II	srijeda/2.	1	0	nedjelja/27.	14	151	ponedjeljak/7.	854	četvrtak/31.	1774	1259	68	1330	1372	
	I+II	srijeda/16.	2	1	četvrtak/31.	12	315	ponedjeljak/7.	2149	četvrtak/31.	3926	2591	166	2776	2834	
April	I	utorak/26.	3	0	nedjelja/3.	10	220	četvrtak/7.	1127	petak/1.	2808	1581	147	1703	1894	
	II	utorak/5.	2	0	ponedjeljak/4.	14	258	srijeda/20.	1191	ponedjeljak/4.	2849	1490	102	1538	1768	
	I+II	utorak/5.	2	2	nedjelja/3.	16	407	četvrtak/7.	2502	nedjelja/3.	4878	3071	249	3240	3661	
Maj	I	ponedjeljak/9.	2	0	srijeda/11.	10	180	četvrtak/5.	1291	petak/6.	1950	1442	145	1607	1641	
	II	ponedjeljak/9.	1	0	srijeda/4.	10	211	subota/28.	118	ponedjeljak/2.	2284	1470	118	1590	1639	
	I+II	ponedjeljak/9.	2	1	srijeda/4.	10	327	subota/28.	1988	srijeda/4.	3905	2912	264	3196	3280	
Juni	I	utorak/14.	3	0	petak/10.	18	164	srijeda/1.	1380	petak/24.	2012	1453	176	1623	1740	1654
	II	utorak/7.	1	0	nedjelja/12.	19	171	srijeda/1.	1456	ponedjeljak/27.	2280	1491	147	1613	1797	1662
	I+II	utorak/7.	1	2	ponedjeljak/27.	11	291	srijeda/1.	2836	ponedjeljak/27.	4092	2944	322	3236	3537	3316
Juli	I	utorak/19.	3	3	subota/30.	17	315	četvrtak/7.	1746	subota/30.	3920	2223	312	2498	2883	2622
	II	četvrtak/7.	17	1	subota/30.	9	337	četvrtak/7.	1621	subota/30.	3400	2120	272	2350	2703	2464
	I+II	utorak/12.	2	9	subota/30.	9	511	četvrtak/7.	3367	subota/30.	7320	4343	584	4848	5587	5086
Avgust	I	ponedjeljak/22.	3	0	nedjelja/7.	14	389	utorak/30.	1580	nedjelja/7.	3900	2103	285	2352	2615	2420
	II	srijeda/31.	2	6	nedjelja/7.	20	464	utorak/30.	1616	nedjelja/7.	4532	2142	274	2338	2763	2447
	I+II	srijeda/31.	2	6	nedjelja/7.	20	638	utorak/30.	3196	nedjelja/7.	8432	4245	559	4690	5378	4867
Septembar	I	ponedjeljak/12.	2	0	subota/10.	15	196	četvrtak/22.	1368	petak/2.	2042	1485	146	1608	1745	1644
	II	četvrtak/22.	3	0	nedjelja/4.	19	212	četvrtak/22.	1315	nedjelja/4.	2218	1463	125	1521	1821	1601
	I+II	četvrtak/22.	3	0	nedjelja/18.	18	371	četvrtak/22.	2683	subota/3.	3909	2948	271	3128	3566	3245
Oktobar	I	ponedjeljak/31.	3	0	subota/15.	10	201	srijeda/26.	1354	subota/15.	2087	1490	135	1630	1687	
	II	ponedjeljak/31.	2	0	nedjelja/16.	16	217	utorak/25.	1254	nedjelja/16.	2274	1499	104	1550	1764	
	I+II	petak/14.	2	1	subota/15.	9	350	utorak/25.	2643	subota/15.	4145	2989	239	3180	3451	
Novembar	I	četvrtak/10.	3	0	srijeda/2.	12	181	nedjelja/20.	1233	srijeda/2.	2067	1378	137	1520	1473	
	II	petak/18.	1	0	nedjelja/6.	11	186	četvrtak/17.	1158	subota/5.	2087	1370	106	1415	1569	
	I+II	srijeda/16.	1	2	četvrtak/3.	15	337	nedjelja/20.	2547	subota/5.	3978	2747	243	2935	3041	
Decembar	I	petak/16.	3	0	petak/23.	12	198	nedjelja/11.	1010	petak/23.	2376	1301	99	1459	1345	
	II	ponedjeljak/12.	2	0	petak/30.	11	170	subota/17.	1044	četvrtak/29.	1774	1266	69	1358	1346	
	I+II	srijeda/21.	2	2	petak/23.	15	339	nedjelja/11.	2189	petak/23.	4037	2567	168	2817	2691	
Godina	I	četvrtak/21.01.	3	0	nedjelja/7.8.	14	389	srijeda/24.02.	838	subota/30.07.	3920	1514	158	1668	1789	2085
	II	nedjelja/10.01.	18	0	nedjelja/7.8.	20	464	subota/28.05.	118	nedjelja/7.8.	4532	1508	129	1599	1789	2044
	I+II	četvrtak/25.02.	2	0	nedjelja/7.8.	20	638	srijeda/20.01.	1717	nedjelja/7.8.	8432	3022	286	3267	3556	4129

BROJANJE VOZILA NA MREŽI PUTEVA U REPUBLICI SRPSKOJ – 2016. GODINA
VEHICLE COUNTING ON THE ROAD NETWORK OF THE REPUBLIC OF SRPSKA – YEAR 2016

TRAFFIC PARAMETERS

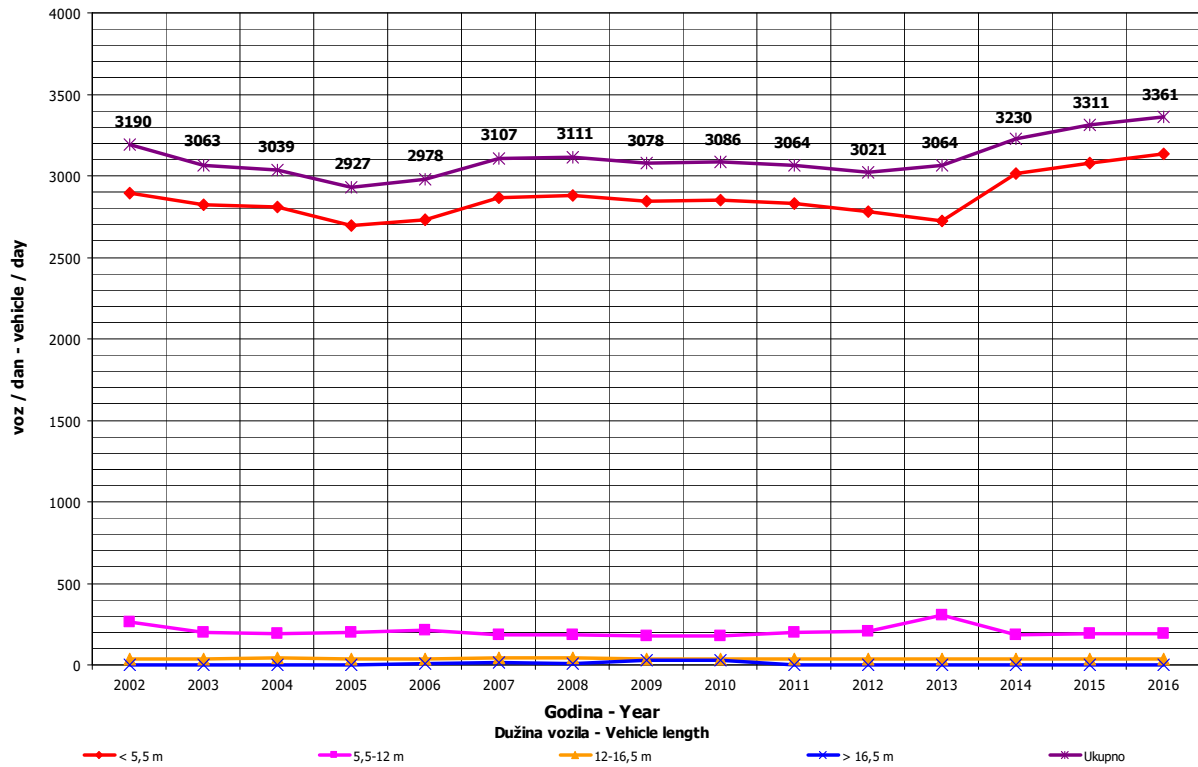
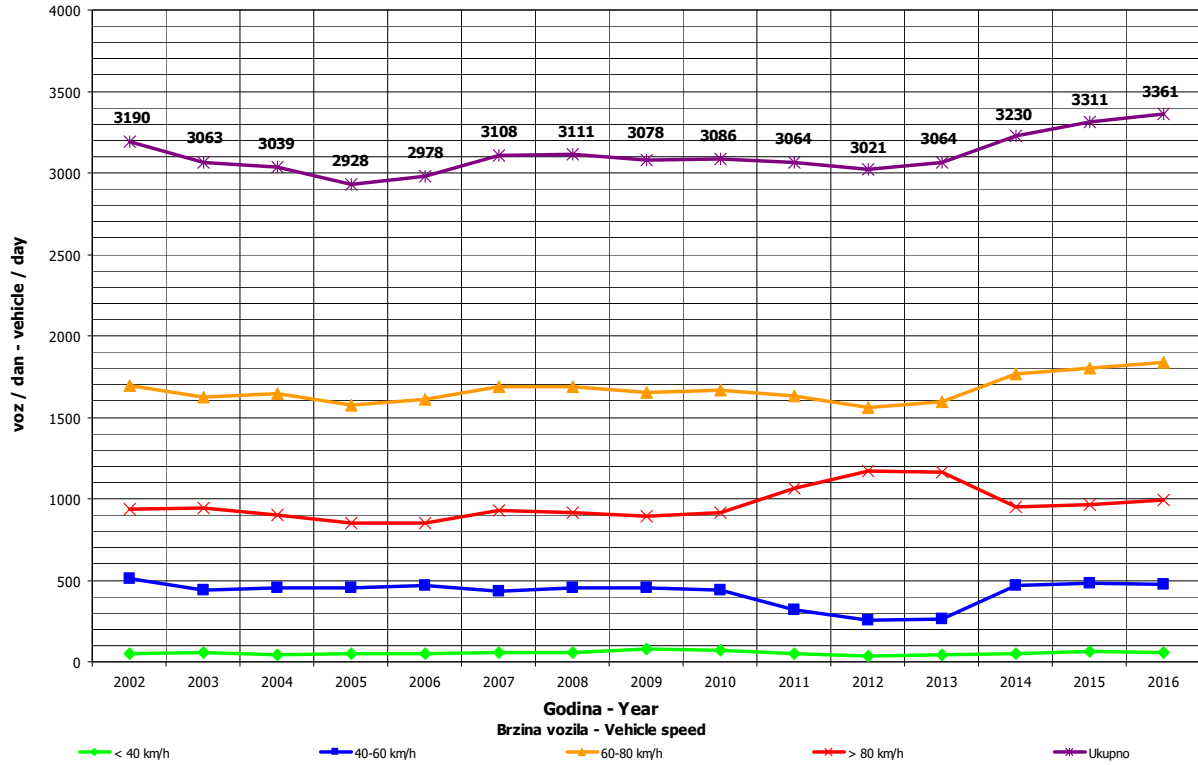
Automatic counter number 000002
 Location / Mileage [km+m] Ništavci / 9+914,00
 Road number / Section M 15 (MII-501) / Tukovi - granica / border RS (Koprivna)

Month	Direction	minimum hour		maximum hour		minimum day		maximum day		day time average (5-21 h)	night average (21-05 h)	working day average	weekend average	summer average
		date/day	hour	veh/h	date/day	hour	veh/day	date/day	veh/day					
January	I	21/Thursday	3	0	1/Friday	16	217	17/Sunday	870	1234	134	1328	1426	
	II	10/Sunday	18	0	9/Saturday	11	207	20/Wednesday	835	1297	106	1328	1506	
	I+II	21/Thursday	3	1	2/Saturday	11	398	20/Wednesday	1717	2531	240	2656	2931	
February	I	23/Tuesday	3	0	13/Saturday	10	157	24/Wednesday	838	1147	111	1240	1304	
	II	1/Monday	1	0	20/Saturday	10	153	25/Thursday	1056	1226	77	1260	1416	
	I+II	25/Thursday	2	0	13/Saturday	9	302	24/Wednesday	1963	2372	188	2499	2720	
March	I	1/Tuesday	2	0	31/Thursday	12	175	9/Wednesday	1240	1332	118	1446	1462	
	II	2/Wednesday	1	0	27/Sunday	14	151	7/Monday	854	1259	82	1330	1372	
	I+II	16/Wednesday	2	1	31/Thursday	12	315	7/Monday	2149	2591	200	2776	2834	
April	I	26/Tuesday	3	0	3/Sunday	10	220	7/Thursday	1127	1581	185	1703	1894	
	II	5/Tuesday	2	0	4/Monday	14	258	20/Wednesday	1191	1490	125	1538	1768	
	I+II	5/Tuesday	2	2	3/Sunday	16	407	7/Thursday	2502	3071	310	3240	3661	
May	I	9/Monday	2	0	11/Wednesday	10	180	5/Thursday	1291	1442	177	1607	1641	
	II	9/Monday	1	0	4/Wednesday	10	211	28/Saturday	118	1470	137	1590	1639	
	I+II	9/Monday	2	1	4/Wednesday	10	327	28/Saturday	1988	2912	314	3196	3280	
June	I	14/Tuesday	3	0	10/Friday	18	164	1/Wednesday	1380	1453	201	1623	1740	1654
	II	7/Tuesday	1	0	12/Sunday	19	171	1/Wednesday	1456	1491	171	1613	1797	1662
	I+II	7/Tuesday	1	2	2/Monday	11	291	1/Wednesday	2836	2944	372	3236	3537	3316
July	I	19/Tuesday	3	3	30/Saturday	17	315	7/Thursday	1746	2223	399	2498	2622	
	II	7/Thursday	17	1	30/Saturday	9	337	7/Thursday	1621	2120	344	2350	2703	2464
	I+II	12/Tuesday	2	9	30/Saturday	9	511	7/Thursday	3367	4343	744	4848	5086	
August	I	30/Tuesday	3	0	7/Sunday	14	389	30/Tuesday	1580	2103	317	2352	2615	2420
	II	22/Monday	3	2	7/Sunday	20	464	30/Tuesday	1616	2142	306	2338	2763	2447
	I+II	31/Wednesday	2	6	7/Sunday	20	638	30/Tuesday	3196	4245	623	4690	5378	4867
September	I	12/Monday	2	0	10/Saturday	15	196	22/Thursday	1368	1485	159	1608	1745	1644
	II	22/Thursday	3	0	4/Sunday	19	212	22/Thursday	1315	1463	138	1521	1821	1601
	I+II	22/Thursday	3	0	18/Sunday	18	371	22/Thursday	2683	2948	297	3128	3566	3245
October	I	31/Monday	3	0	15/Saturday	10	201	26/Wednesday	1354	1490	158	1630	1687	
	II	3/Monday	2	0	16/Sunday	16	217	25/Tuesday	1254	1499	120	1550	1764	
	I+II	14/Friday	2	1	15/Saturday	9	350	25/Tuesday	2643	2989	278	3180	3451	
November	I	10/Thursday	3	0	2/Wednesday	12	181	20/Sunday	1233	1378	153	1520	1473	
	II	18/Thursday	1	0	6/Sunday	11	186	17/Thursday	1158	1370	119	1415	1569	
	I+II	16/Wednesday	1	2	3/Thursday	15	337	5/Saturday	2547	2747	272	2935	3041	
December	I	16/Friday	3	0	23/Friday	12	198	11/Sunday	1010	1301	125	1459	1345	
	II	12/Monday	2	0	30/Friday	11	170	17/Saturday	1044	1266	89	1358	1346	
	I+II	21/Wednesday	2	2	23/Friday	15	339	11/Sunday	2189	2567	213	2817	2691	
Year	I	January 21/Thursday	3	0	August 7/Sunday	14	389	February 24/Wednesday	838	3920	185	1674	1763	2092
	II	January 10/Sunday	18	0	August 7/Sunday	20	464	May 28/Saturday	118	1510	149	1605	1782	2050
	I+II	February 25/Thursday	2	0	August 7/Sunday	20	638	January 20/Wednesday	1717	3026	334	3279	3545	4143

GODIŠNJA NERAVNOMJERNOST SAOBRAĆAJNOG TOKA
TRAFFIC FLOW ANNUAL VARIATION

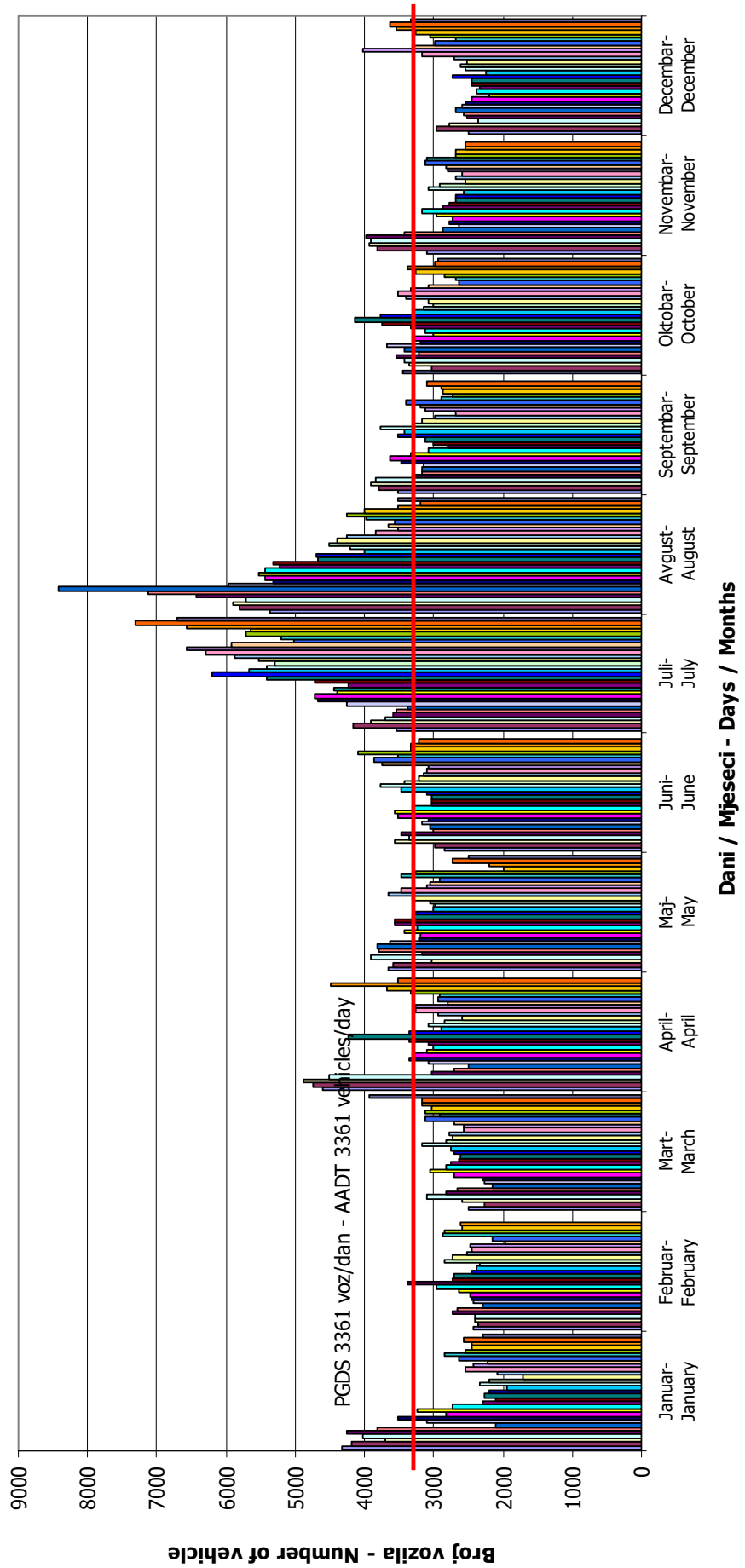
Automatski brojač broj - Automatic counter number
 Lokalizet - Location / Stacionaža - Mileage [km+m]
 Broj puta - Road number / Dionica - Section

000002
 Ništavci / 9+914,00
 M 15 (MII-501) / Tukovi - granica / border RS
 (Koprivna)



**DNEVNA NERAVNOMJERNOST SAOBRAĆAJNOG TOKA
 TRAFFIC FLOW DAILY VARIATION**

Automatski brojač broj - Automatic counter number 000002
 Lokalityet - Location / Stacionaža - Mileage [km+tm] Ništavci / 9+914,00
 Broj puta - Road number/ Dionica - Section M 15 (MIJ-501) / Tukovi - granica / border RS (Koprivna)

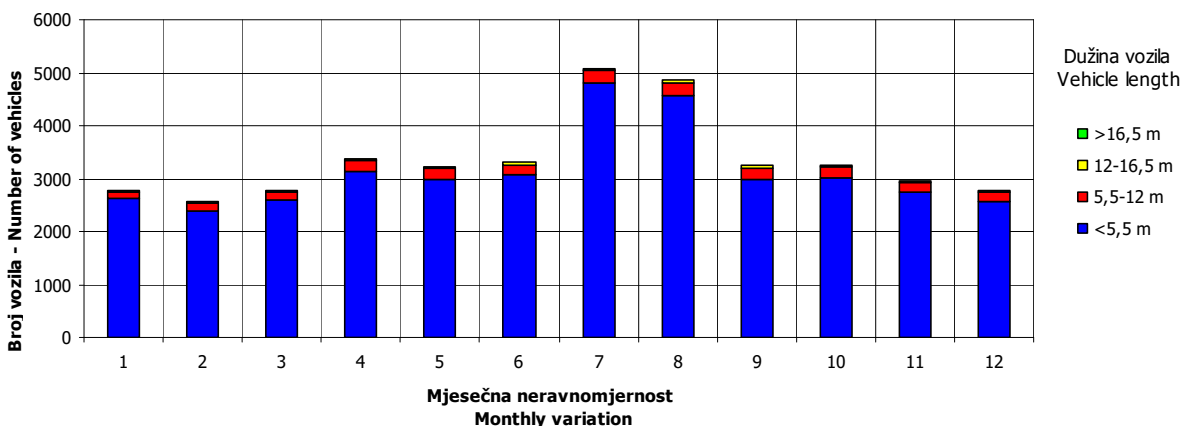
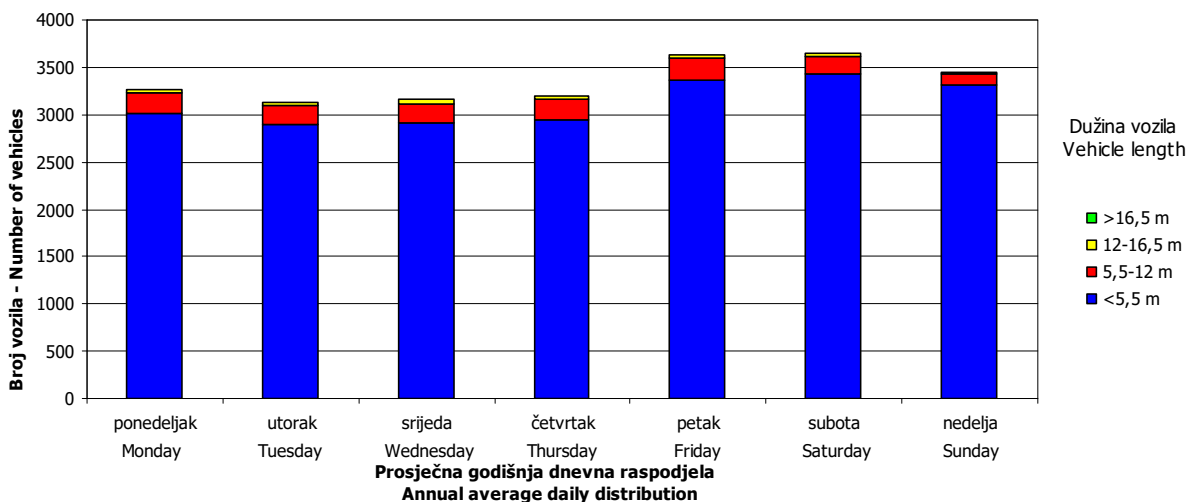
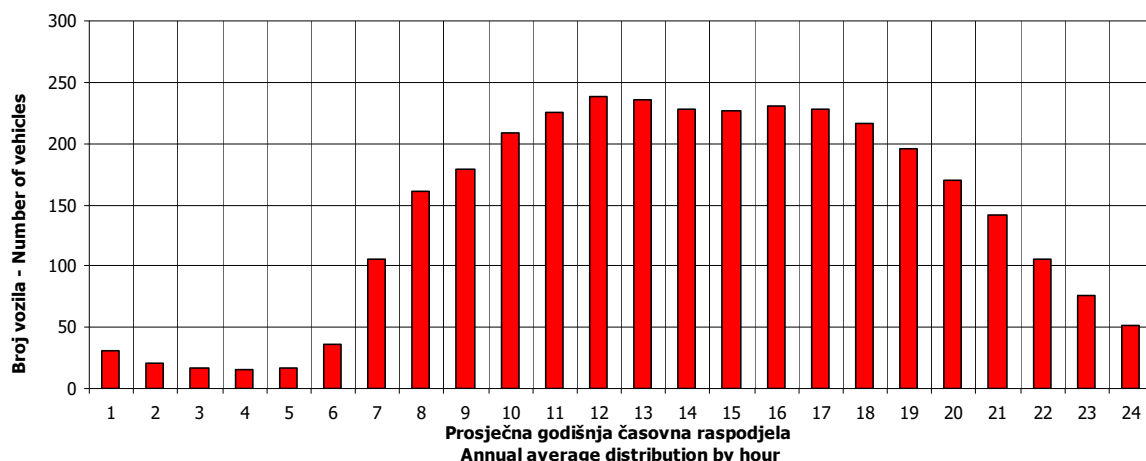


VREMENSKA RASPODJELA SAOBRAĆAJNOG TOKA TRAFFIC FLOW TIME DISTRIBUTION

Automatski brojač broj - Automatic counter number
 Lokalizet - Location / Stacionaža - Mileage [km+m]
 Broj puta - Road number / Dionica - Section

000002
 Ništavci / 9+914,00
 M 15 (MII-501) / Tukovi - granica / border RS
 (Koprivna)

PGDS 3361 voz/dan AADT 3361 veh/day

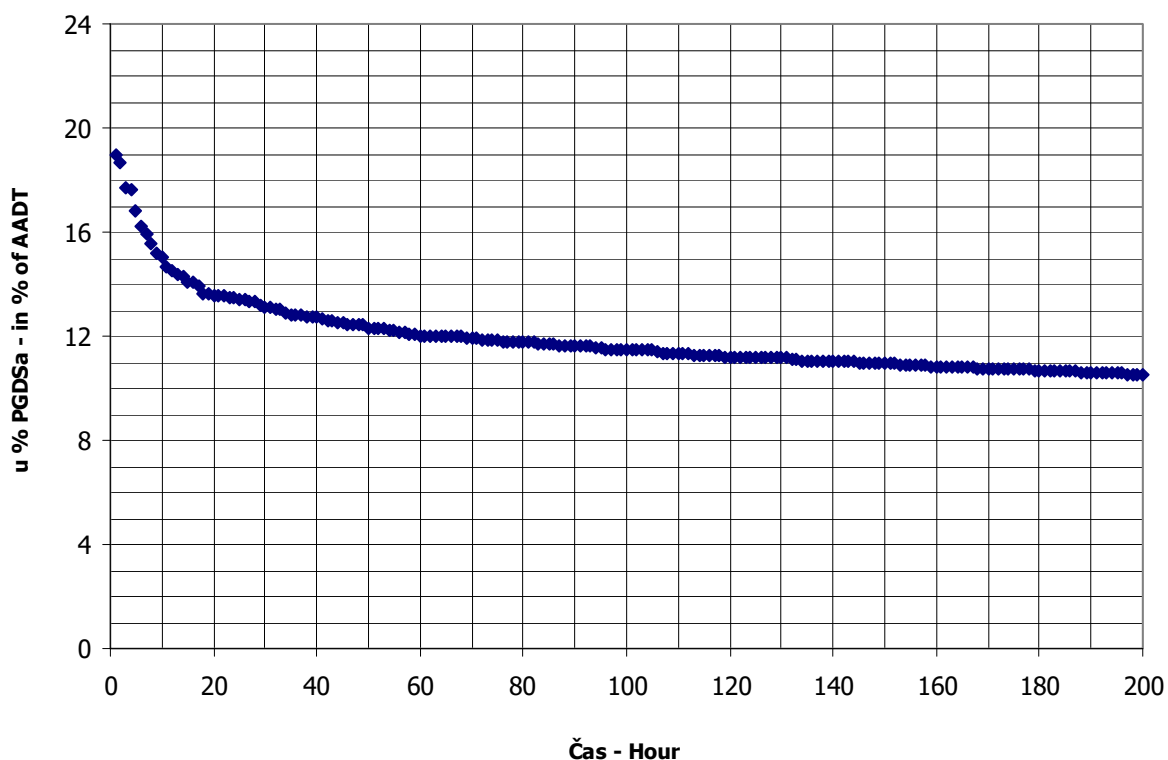


SATNA DISTRIBUCIJA SAOBRAĆAJNOG TOKA
TRAFFIC FLOW HOURLY DISTRIBUTION

Automatski brojač broj - Automatic counter number
 Lokalitet - Location / Stacionaža - Mileage [km+m]
 Broj puta - Road number / Dionica - Section

000002
 Ništavci / 9+914,00
 M 15 (MII-501) / Tukovi - granica / border RS
 (Koprivna)

PGDS - AADT	3361 voz/dan - veh/day							
Čas - Hour	Maksimalni vršni sat - Maximum peak hour	10	20	30	40	50	100	200
Sat u danu - Hour of day	20	16	11	20	18	11	12	18
Sat u godini - Hour in year	5277	5249	5076	4893	5107	5052	4861	4795
Dan - Day of week	nedjelja - Sunday	subota - Saturday	subota - Saturday	petak - Friday	nedjelja - Sunday	petak - Friday	četvrtak - Thursday	ponedjeljak - Monday
Datum - Date	7	6	30	22	31	29	21	18
Mjesec - Month	avgust - August	avgust - August	juli - July	juli - July	juli - July	juli - July	juli - July	juli - July
Vrijednost - Value	638	506	456	441	427	414	386	353
% - percent	18.98	15.06	13.57	13.12	12.71	12.32	11.49	10.50



BROJANJE VOZILA NA MREŽI PUTEVA U REPUBLICI SRPSKOJ – 2016. GODINA
VEHICLE COUNTING ON THE ROAD NETWORK OF THE REPUBLIC OF SRPSKA – YEAR 2016

MJESEČNI BROJ VOZILA
MONTHLY NUMBER OF VEHICLES

Automatski brojač broj - Automatic counter number
 Lokalitet - Location / Stacionaža - Mileage [km+m]
 Broj puta - Road number / Dionica - Section

000003
 Svodna / 5+417,00
 M 4 (MI-108) / Blagaj - Dragotinja

3

	Mjesec - Month											
	Januar- January	Februar- February	Mart- March	April- April	Maj- May	Jun- June	Juli- July	August- August	Septembar- September	Oktober- October	Novembar- November	Decembar- December
1	2034	2379	3284	4157	4239	3767	4698	5525	4214	3922	3662	3073
2	2969	2567	3116	4521	3330	4245	4281	5065	4661	3043	3673	3648
3	2931	2812	3269	3901	3883	4333	4010	5078	4106	3836	3710	3018
4	3424	2923	3761	4346	3882	3870	4109	5229	4006	3630	4216	2322
5	3372	3372	3369	4133	4191	3672	3952	5639	3958	3812	3728	3117
6	2664	2459	2617	4086	4335	3881	4395	5419	3925	4023	3042	3083
7	2028	1634	2978	3993	3978	3800	4197	5167	4308	4735	3645	3346
8	2911	2580	2959	4234	3361	3789	4983	5206	3502	4214	3433	3296
9	2494	2625	1947	4099	3702	3835	4703	4819	4438	3724	3304	3427
10	2363	2425	2299	2976	3684	4302	4431	4480	4034	3720	3549	3243
11	3267	2272	3196	3475	4075	3838	4558	4736	3847	3829	4206	2337
12	2005	2845	2816	3609	4131	3652	4424	5139	3998	3769	4019	2979
13	3263	1941	2385	3527	4624	3948	4340	4710	3735	4039	3244	3139
14	2737	2097	3310	3624	3859	3733	4639	4700	4108	4482	3639	3239
15	3438	2767	3233	4164	3098	3891	5257	4782	4029	4048	3207	3149
16	2973	2817	3298	3807	3614	3972	5235	4784	4759	3302	3697	3451
17	2282	3077	3585	3112	3664	4466	4557	4535	4389	3733	3610	2448
18	3148	3040	4166	3621	3652	3972	4706	4823	3116	3672	4141	2575
19	3021	3591	3633	3740	3787	3423	4836	4999	3969	3726	3723	3056
20	3373	3198	3097	3729	4304	3918	5388	4723	3960	3780	3460	3036
21	3146	2491	3451	3823	4232	3711	4916	4504	3957	4465	3436	3444
22	3338	3145	3336	4425	3557	3799	5681	4301	3918	3801	3272	3696
23	2837	3147	3454	4220	4021	4556	5623	4418	4582	3334	3579	4419
24	2177	3172	3545	3079	3892	4808	5153	4401	3962	3700	3294	3533
25	2877	3418	4132	3806	3815	4000	5251	4291	3129	3621	3683	2736
26	2754	3820	3182	3992	3929	3796	4877	4700	3885	3788	3170	3436
27	2535	3396	3066	4050	4497	4037	4965	4334	3654	3825	2494	3297
28	2516	2792	3550	4212	4043	4060	5096	4362	3871	4588	2962	3560
29	3015	3378	3765	5483	3563	4008	5947	4115	3910	4400	3130	3794
30	2546		3983	3810	3578	4169	5659	3943	4681	3925	2916	3927
31	1547		4544		3580		5646	4147		5181		3238
Ukupno- Total	85934	82153	102314	117811	120098	119273	150568	147122	120638	121690	104858	100042
Prosje- Average	2772	2833	3300	3927	3874	3976	4857	4746	4021	3925	3495	3227
Godišnji prosjek (PGDS) - Annual average (AADT)												3750

BROJANJE VOZILA NA MREŽI PUTEVA U REPUBLICI SRPSKOJ – 2016. GODINA
VEHICLE COUNTING ON THE ROAD NETWORK OF THE REPUBLIC OF SRPSKA – YEAR 2016

STRUKTURA SAOBRAĆAJNOG TOKA
TRAFFIC FLOW COMPOSITION

Automatski brojač broj - Automatic counter number
 Lokalizet - Location / Stacionaža - Mileage [km+m]
 Broj puta - Road number / Dionica - Section

000003
 Svodna / 5+417,00
 M 4 (MI-108) / Blagaj - Dragotinja

Mjesec - Month	Smjer - Direction	Dužina vozila - Vehicle length								Ukupno - Total
		< 5,5 m	(%)	5,5 - 12 m	(%)	12 - 16,5 m	(%)	< 16,5 m	(%)	
Januar - January	I	38043	89.2	3742	8.8	814	1.9	43	0.1	42641
	II	38602	89.2	3660	8.5	1013	2.3	18	0.0	43293
	ukupno - total	76645	89.2	7402	8.6	1827	2.1	61	0.1	85934
Februar - February	I	36270	87.6	4150	10.0	951	2.3	31	0.1	41402
	II	35375	86.8	4216	10.3	1146	2.8	14	0.0	40751
	ukupno - total	71645	87.2	8366	10.2	2097	2.6	45	0.1	82153
Mart - March	I	44982	86.6	5581	10.7	1372	2.6	16	0.0	51951
	II	42865	85.1	5857	11.6	1630	3.2	11	0.0	50364
	ukupno - total	87847	85.9	11438	11.2	3002	2.9	27	0.0	102314
April - April	I	51940	87.1	6105	10.2	1596	2.7	11	0.0	59652
	II	49861	85.7	6381	11.0	1896	3.3	20	0.0	58159
	ukupno - total	101801	86.4	12486	10.6	3492	3.0	31	0.0	117811
Maj - May	I	52589	87.3	5924	9.8	1702	2.8	24	0.0	60239
	II	51338	85.8	6435	10.8	2075	3.5	10	0.0	59858
	ukupno - total	103927	86.5	12360	10.3	3777	3.1	34	0.0	120098
Juni - June	I	52203	86.7	6315	10.5	1696	2.8	14	0.0	60228
	II	50145	84.9	6842	11.6	2047	3.5	10	0.0	59045
	ukupno - total	102348	85.8	13158	11.0	3743	3.1	24	0.0	119273
Juli - July	I	68299	89.5	6208	8.1	1822	2.4	17	0.0	76346
	II	65295	88.0	6736	9.1	2179	2.9	12	0.0	74222
	ukupno - total	133594	88.7	12944	8.6	4000	2.7	29	0.0	150568
Avgust - August	I	64585	88.0	6969	9.5	1781	2.4	25	0.0	73360
	II	63891	86.6	7637	10.4	2229	3.0	6	0.0	73763
	ukupno - total	128476	87.3	14606	9.9	4009	2.7	31	0.0	147122
Septembar - September	I	51585	84.9	7359	12.1	1801	3.0	40	0.1	60785
	II	49957	83.5	7689	12.8	2196	3.7	11	0.0	59852
	ukupno - total	101542	84.2	15049	12.5	3996	3.3	51	0.0	120638
Oktobar - October	I	52027	85.1	7271	11.9	1779	2.9	48	0.1	61125
	II	50853	84.0	7488	12.4	2209	3.6	16	0.0	60565
	ukupno - total	102880	84.5	14759	12.1	3987	3.3	64	0.1	121690
Novembar - November	I	45304	86.1	5875	11.2	1410	2.7	29	0.1	52618
	II	44235	84.7	6183	11.8	1804	3.5	18	0.0	52239
	ukupno - total	89539	85.4	12058	11.5	3214	3.1	47	0.0	104858
Decembar - December	I	44823	87.3	5326	10.4	1163	2.3	36	0.1	51349
	II	41903	86.1	5362	11.0	1413	2.9	15	0.0	48693
	ukupno - total	86726	86.7	10688	10.7	2576	2.6	51	0.1	100042
Ukupno (godišnje) - Total (annual)	I	602651	87.1	70825	10.2	17885	2.6	335	0.0	691696
	II	584318	85.8	74487	10.9	21837	3.2	161	0.0	680804
	ukupno - total	1186969	86.5	145312	10.6	39722	2.9	496	0.0	1372500
Prosjek (PGDS) - Average (AADT)	I	1647	87.1	194	10.2	49	2.6	1	0.0	1890
	II	1596	85.8	204	10.9	60	3.2	0	0.0	1860
	ukupno - total	3243	86.5	397	10.6	109	2.9	1	0.0	3750

BRONANJE VOZILA NA MREŽI PUTEVA U REPUBLICI SRPSKOJ – 2016. GODINA
VEHICLE COUNTING ON THE ROAD NETWORK OF THE REPUBLIC OF SRPSKA – YEAR 2016

SAOBRAĆAJNI POKAZATELJI

000003
 Svodna / 5+417,00
 M 4 (MI-108) / Blagaj - Dragotinja

Automatski brojač broj
 Lokalit / Stacionaža [km+m]
 Broj puta / Dionica

Mjesec	Smjer	minimalni čas		maksimalni čas		minimalni dan		maksimalni dan		dnevni prosjek (05-21 h)	noćni prosjek (21-05 h)	prosjek radnim danom	prosjek vikendom	ljetni prosjek
		datum/dan	čas	voz/h	datum/dan	čas	voz/h	datum/dan	voz/dan					
Januar	I	petak/15.	1	1	četvrtak/21.	14	169	nedjelja/31.	717	1753	1259	1520	1177	
	II	četvrtak/28.	2	0	utorak/5.	13	165	nedjelja/31.	830	1753	1295	1487	1273	
	I+II	četvrtak/21.	1	4	četvrtak/21.	14	319	nedjelja/31.	1547	3438	2554	3008	2450	
Februar	I	četvrtak/4.	1	0	petak/19.	14	180	nedjelja/7.	813	1935	1330	1501	1238	
	II	četvrtak/11.	2	0	petak/26.	14	174	nedjelja/7.	821	1885	1313	1460	1264	
	I+II	ponedjeljak/8.	0	2	petak/19.	14	335	nedjelja/7.	1634	3820	2643	2961	2501	
Mart	I	srijeda/2.	2	1	četvrtak/31.	13	192	srijeda/9.	990	2307	1553	1729	1522	
	II	utorak/11.	2	0	petak/18.	16	190	srijeda/9.	957	2237	1518	1669	1498	
	I+II	srijeda/2.	2	3	četvrtak/31.	13	349	srijeda/9.	1947	4544	3071	3398	3021	
April	I	ponedjeljak/4.	2	1	petak/29.	15	224	nedjelja/10.	1447	2930	1809	1981	2000	
	II	četvrtak/28.	2	1	ponedjeljak/4.	16	258	nedjelja/10.	1529	2606	1787	1956	1901	
	I+II	ponedjeljak/18.	2	5	petak/29.	14	391	nedjelja/10.	2976	5483	3596	3937	3901	
Maj	I	ponedjeljak/2.	3	3	petak/13.	15	209	nedjelja/15.	1391	2410	1746	2016	1811	
	II	utorak/3.	3	1	nedjelja/1.	17	227	ponedjeljak/2.	1612	2434	1759	1941	1913	
	I+II	ponedjeljak/9.	2	7	petak/6.	15	363	nedjelja/15.	3098	4624	3506	3957	3724	
Juni	I	ponedjeljak/13.	2	2	petak/24.	14	203	nedjelja/26.	1555	2509	1794	214	2067	2007
	II	utorak/7.	2	0	nedjelja/26.	16	237	nedjelja/19.	1711	2377	1792	1979	1935	1968
	I+II	utorak/7.	1	5	petak/24.	14	358	nedjelja/19.	3423	4808	3586	4047	3778	3975
Juli	I	ponedjeljak/18.	3	4	subota/30.	13	249	nedjelja/3.	1947	3103	2142	2467	2451	2462
	II	utorak/5.	2	2	subota/23.	16	245	utorak/5.	1937	2956	2122	2353	2478	2393
	I+II	utorak/5.	2	13	petak/29.	13	452	utorak/5.	3952	5947	4264	591	4820	4855
Avgust	I	srijeda/24.	2	4	petak/5.	15	220	utorak/30.	2017	2805	2088	2387	2306	2366
	II	utorak/30.	2	2	nedjelja/14.	17	233	utorak/30.	1926	2834	2124	254	2359	2434
	I+II	srijeda/24.	2	7	petak/5.	15	450	utorak/30.	3943	5639	4213	4746	4744	4744
Septembar	I	ponedjeljak/12.	2	3	nedjelja/4.	19	263	nedjelja/18.	1427	2464	1825	201	2083	2026
	II	utorak/6.	2	1	nedjelja/11.	16	237	nedjelja/25.	1634	2295	1821	174	2009	1957
	I+II	srijeda/28.	2	5	nedjelja/4.	19	389	nedjelja/18.	3116	4759	3646	375	4092	3824
Oktobar	I	ponedjeljak/17.	1	2	subota/29.	10	236	nedjelja/2.	1410	2512	1793	2012	1888	
	II	utorak/25.	3	0	ponedjeljak/31.	16	330	nedjelja/2.	1633	3130	1809	144	1986	1884
	I+II	ponedjeljak/31.	3	5	ponedjeljak/31.	16	463	nedjelja/2.	3043	5181	3602	322	3998	3771
Novembar	I	utorak/15.	4	1	petak/11.	15	195	nedjelja/27.	1191	2165	1615	168	1786	1679
	II	četvrtak/10.	3	0	petak/18.	15	182	nedjelja/27.	1303	2111	1620	163	1763	1689
	I+II	utorak/15.	3	4	petak/18.	15	369	nedjelja/27.	2494	4216	3234	331	3549	3368
Decembar	I	utorak/6.	0	1	petak/23.	14	234	nedjelja/11.	1109	2393	1533	124	1751	1427
	II	četvrtak/1.	2	0	petak/23.	15	178	nedjelja/4.	1173	2026	1460	111	1640	1401
	I+II	četvrtak/1.	2	4	petak/23.	14	388	nedjelja/4.	2322	4419	2993	235	3391	2828
Godina	I	četvrtak/4.2.	1	0	nedjelja/4.9.	19	263	nedjelja/31.1.	717	3103	1707	183	1942	2215
	II	četvrtak/28.1.	2	0	ponedjeljak/31.10.	16	330	nedjelja/7.2.	821	3130	1702	160	1884	1802
	I+II	ponedjeljak/8.2.	0	2	ponedjeljak/31.10.	16	463	nedjelja/31.1.	1547	5947	3409	343	3825	3570

BROJANJE VOZILA NA MREŽI PUTEVA U REPUBLICI SRPSKOJ – 2016. GODINA
VEHICLE COUNTING ON THE ROAD NETWORK OF THE REPUBLIC OF SRPSKA – YEAR 2016

TRAFFIC PARAMETERS

000003

Automatic counter number

Svodna / 5+417,00

Location / Mileage [km+m]

M 4 (M1-108) / Blagaj - Dragotinja

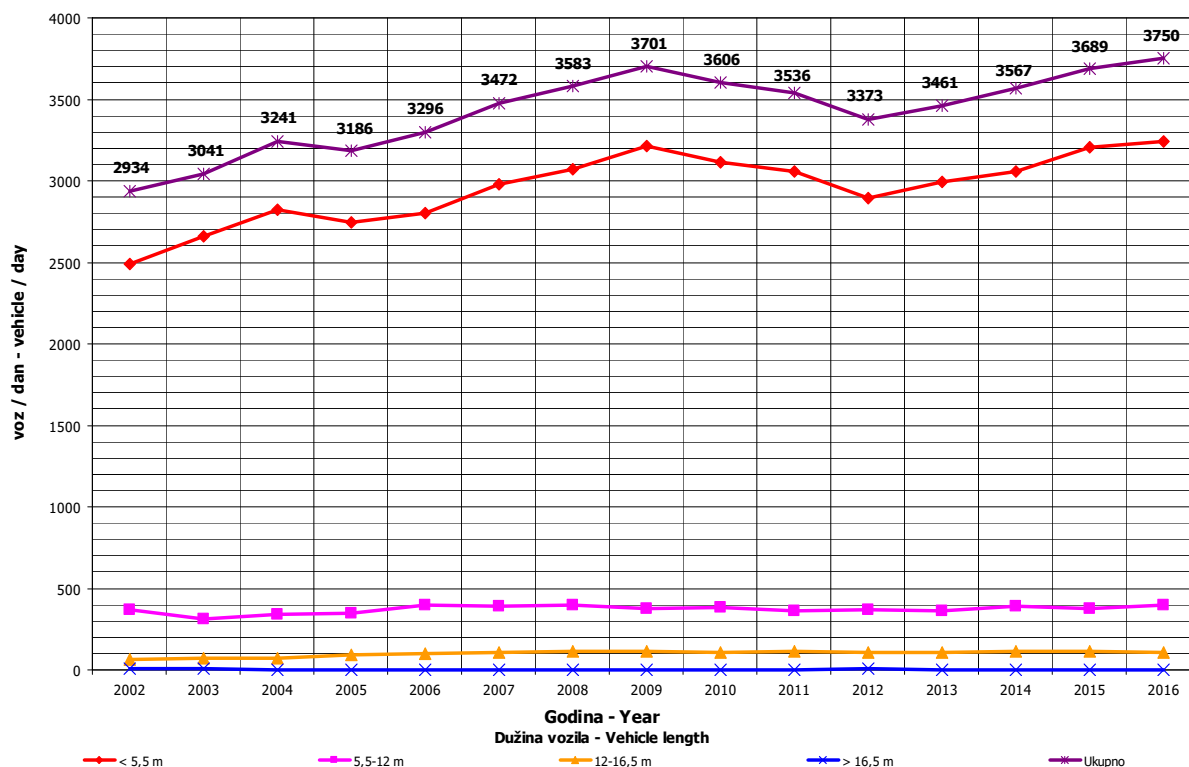
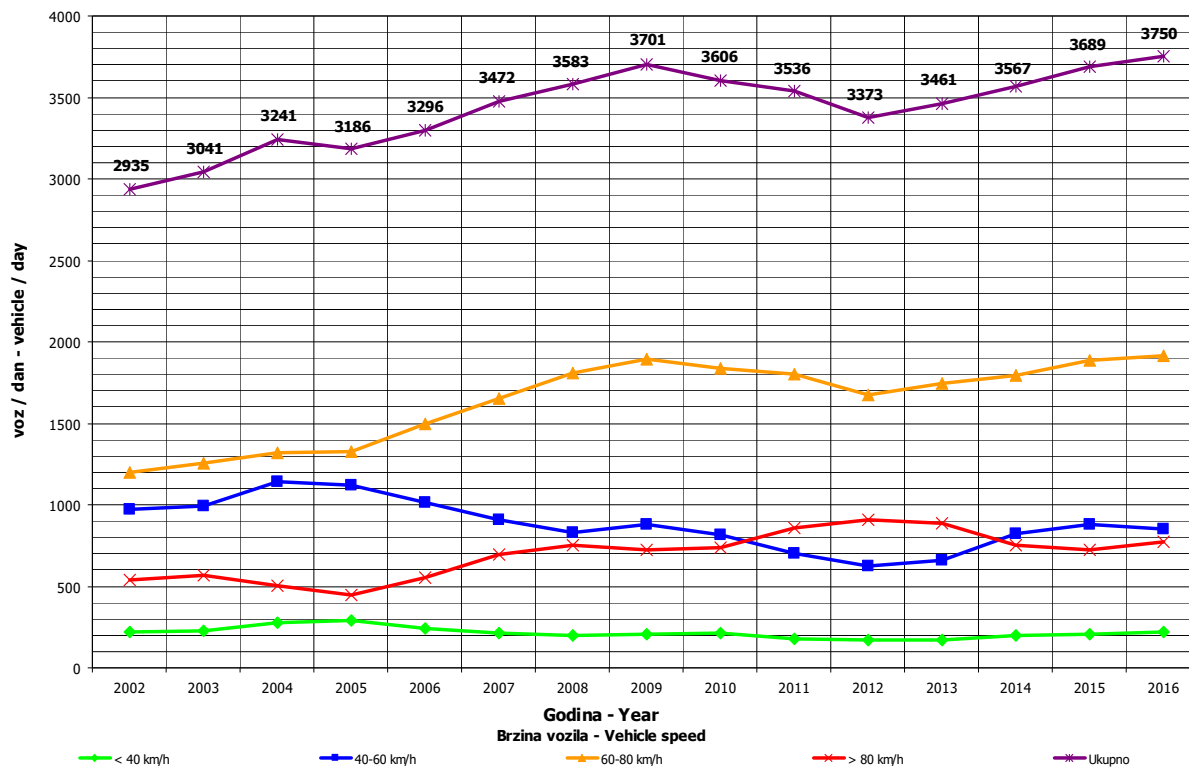
Road number / Section

Month	Direction	minimum hour		maximum hour		veh/h	minimum day		maximum day		day time average (5-21 h)	night average (21-05 h)	working day average	weekend average	summer average
		date/day	hour	date/day	hour		date/day	veh/day	date/day	veh/day					
January	I	15/Friday	1	21/Thursday	14	169	31/Sunday	717	15/Friday	1753	1259	117	1520	1177	
	II	28/Thursday	2	5/Tuesday	13	165	31/Sunday	830	5/Tuesday	1753	1295	102	1487	1273	
	I+II	21/Thursday	1	4	21/Thursday	14	319	31/Sunday	1547	15/Friday	3438	2554	220	3008	2450
February	I	4/Thursday	1	0	14	180	7/Sunday	813	28/Friday	1935	1330	98	1501	1238	
	II	11/Thursday	2	0	14	174	7/Sunday	821	26/Friday	1885	1313	93	1460	1264	
	I+II	8/Monday	0	2	14	335	7/Sunday	1634	26/Friday	3820	2643	191	2961	2501	
March	I	2/Wednesday	2	1	13	192	9/Wednesday	990	31/Thursday	2307	1553	123	1729	1522	
	II	1/Tuesday	2	0	16	190	9/Wednesday	957	31/Thursday	2237	1518	107	1669	1498	
	I+II	2/Wednesday	2	3	13	349	9/Wednesday	1947	31/Thursday	4544	3071	230	3398	3021	
April	I	4/Monday	2	1	15	224	10/Sunday	1447	29/Friday	2930	1809	179	1981	2000	
	II	28/Thursday	2	1	16	258	10/Sunday	1529	4/Monday	2606	1787	151	1956	1901	
	I+II	18/Monday	2	5	14	391	10/Sunday	2976	29/Friday	5483	3596	330	3937	3901	
May	I	2/Monday	3	3	15	209	15/Sunday	1391	13/Friday	2410	1746	197	2016	1811	
	II	9/Tuesday	3	1	17	227	2/Monday	1612	1/Sunday	2434	1759	172	1941	1913	
	I+II	3/Monday	2	7	15	363	15/Sunday	3098	13/Friday	4624	3506	369	3957	3724	
June	I	13/Monday	2	2	14	203	26/Sunday	1555	23/Thursday	2509	1794	214	2067	1843	2007
	II	7/Tuesday	2	0	16	237	19/Sunday	1711	24/Friday	2377	1792	176	1979	1935	1968
	I+II	7/Tuesday	1	5	14	358	19/Sunday	3423	24/Friday	4808	3586	389	4047	3778	3975
July	I	18/Monday	3	4	13	249	3/Sunday	1947	29/Friday	3103	2142	320	2467	2451	2462
	II	5/Tuesday	2	2	16	245	5/Tuesday	1937	31/Sunday	2956	2122	271	2353	2478	2393
	I+II	5/Tuesday	2	13	13	452	5/Tuesday	3952	29/Friday	5947	4264	591	4820	4930	4855
August	I	24/Wednesday	2	4	15	220	30/Tuesday	2017	5/Friday	2805	2088	278	2387	2306	2366
	II	30/Tuesday	2	2	17	233	30/Tuesday	1926	5/Friday	2834	2124	254	2359	2434	2378
	I+II	24/Wednesday	2	7	15	450	30/Tuesday	3943	5/Friday	5639	4213	532	4746	4740	4744
September	I	12/Monday	2	3	19	263	18/Sunday	1427	16/Friday	2464	1825	201	2083	1867	2026
	II	6/Tuesday	2	1	16	237	25/Sunday	1634	16/Friday	2295	1821	174	2009	1957	1995
	I+II	28/Wednesday	2	5	19	389	18/Sunday	3116	16/Friday	4759	3646	375	4092	3824	4020
October	I	17/Monday	1	2	10	236	2/Sunday	1410	28/Friday	2512	1793	178	2012	1888	
	II	25/Tuesday	3	0	16	330	2/Sunday	1633	31/Monday	3130	1809	144	1986	1884	
	I+II	31/Monday	3	5	16	463	2/Sunday	3043	31/Monday	5181	3602	322	3998	3771	
November	I	15/Tuesday	4	1	15	195	27/Sunday	1191	11/Friday	2165	1615	168	1786	1679	
	II	10/Thursday	3	0	15	182	27/Sunday	1303	4/Friday	2111	1620	163	1763	1689	
	I+II	15/Tuesday	3	4	15	369	27/Sunday	2494	4/Friday	4216	3234	331	3549	3368	
December	I	6/Tuesday	0	1	14	234	11/Sunday	1109	23/Friday	2393	1533	124	1751	1427	
	II	1/Thursday	2	0	15	178	4/Sunday	1173	23/Friday	2026	1460	111	1640	1401	
	I+II	1/Thursday	2	4	14	388	4/Sunday	2322	23/Friday	4419	2993	235	3391	2828	
Year	I	February 4/Thursday	1	0	19	263	January 31/Sunday	717	July 29/Friday	4103	1707	183	1942	1767	2215
	II	January 28/Thursday	2	0	16	330	February 7/Sunday	821	October 31/Monday	3130	1702	160	1884	1802	2184
	I+II	January 8/Monday	0	2	16	463	January 31/Sunday	1547	July 29/Friday	5947	3409	343	3825	3570	4399

GODIŠNJA NERAVNOMJERNOST SAOBRAĆAJNOG TOKA TRAFFIC FLOW ANNUAL VARIATION

Automatski brojač broj - Automatic counter number
 Lokalizet - Location / Stacionaža - Mileage [km+m]
 Broj puta - Road number / Dionica - Section

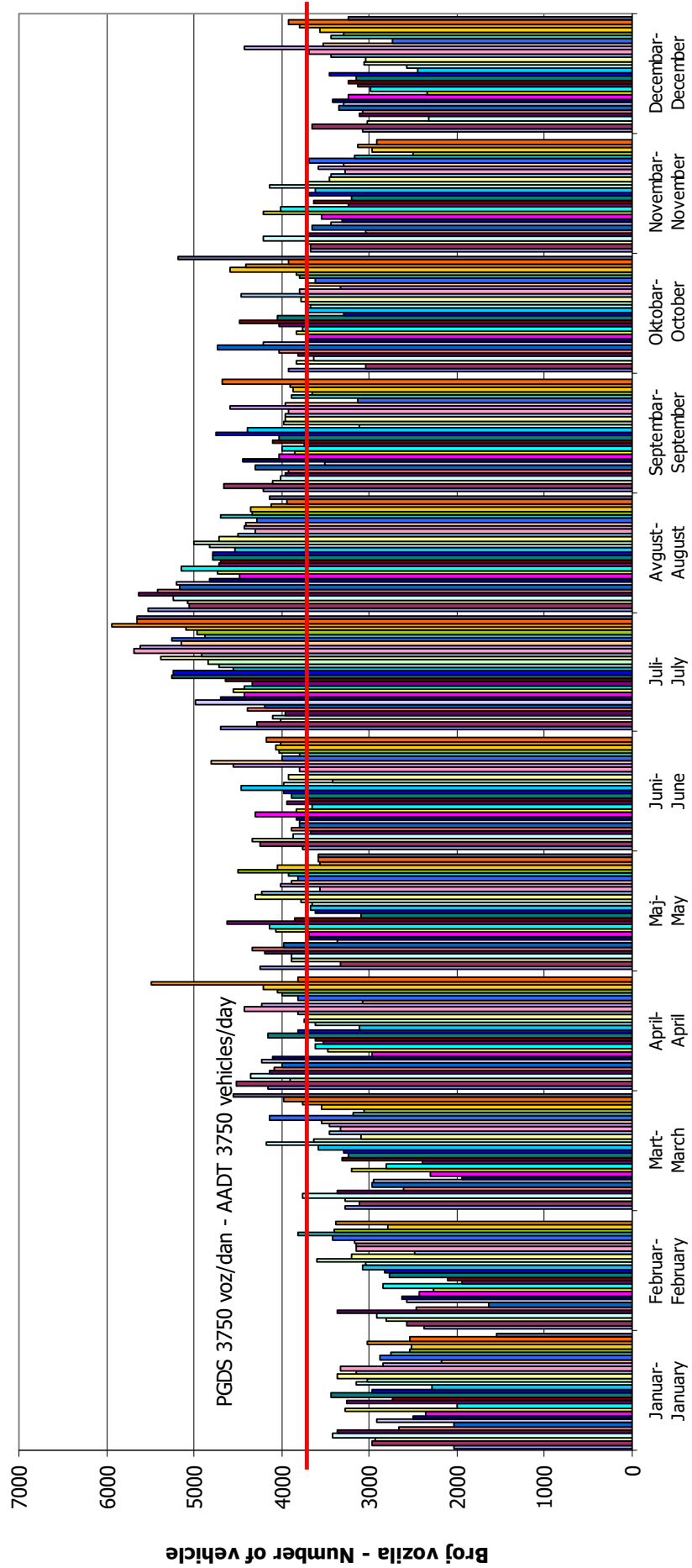
000003
 Svodna / 5+417,00
 M 4 (MI-108) / Blagaj – Dragotinja



**DNEVNA NERAVNOMJERNOST SAOBRAĆAJNOG TOKA
 TRAFFIC FLOW DAILY VARIATION**

000003
 Svodna / 5+417,00
 M 4 (MI-108) / Blagaj - Dragotinja

Automatski brojač broj - Automatic counter number
 Lokalizet - Location / Stacionaža - Mileage [km+tm]
 Broj puta - Road number/ Dionica - Section

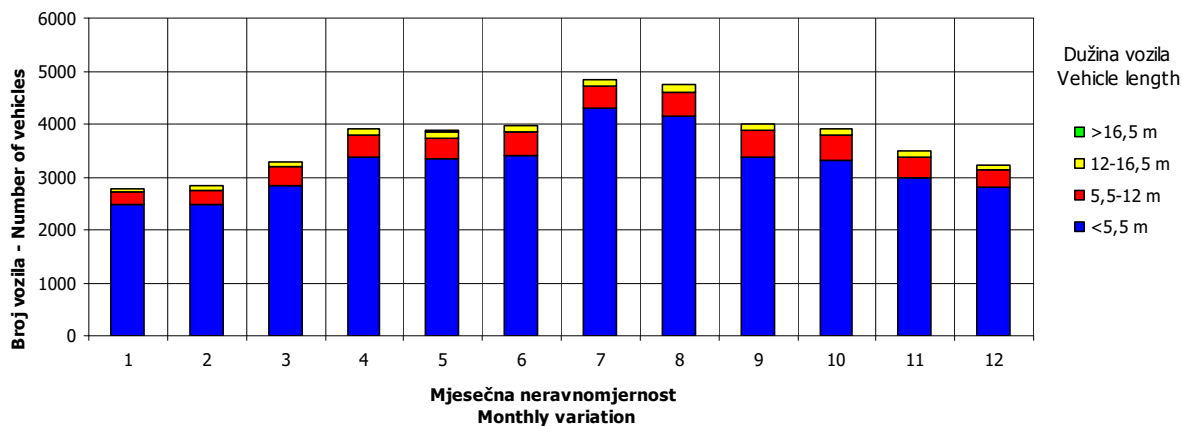
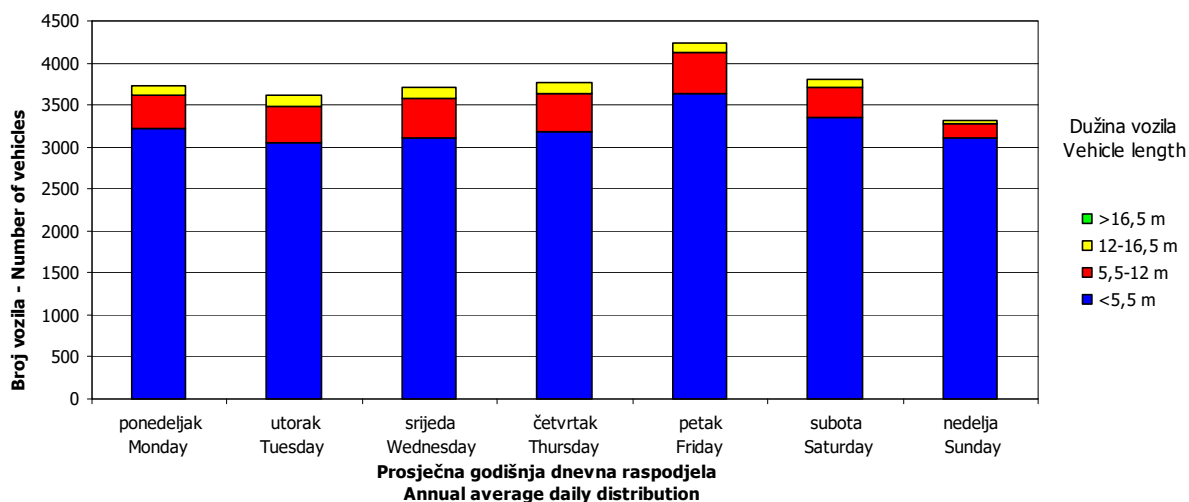
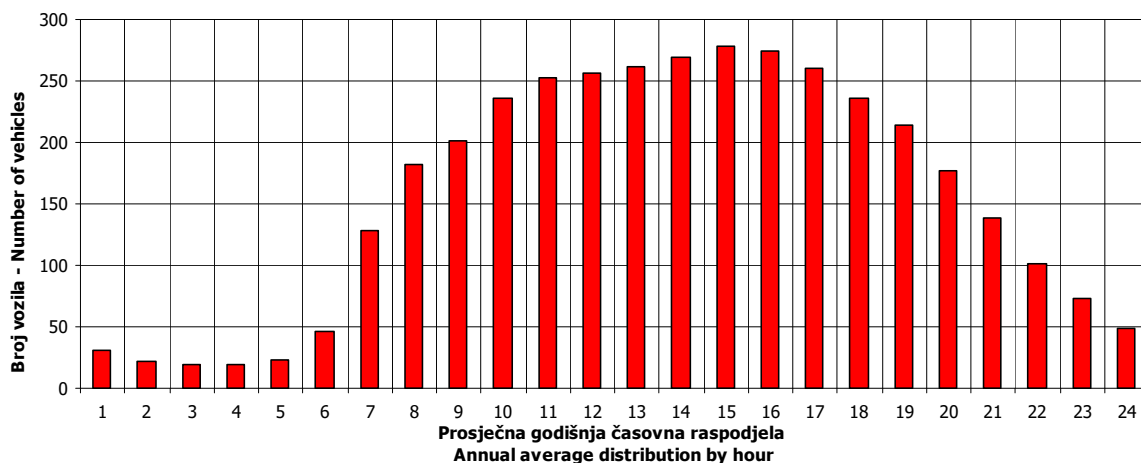


VREMENSKA RASPODJELA SAOBRAĆAJNOG TOKA TRAFFIC FLOW TIME DISTRIBUTION

Automatski brojač broj - Automatic counter number
 Lokalizet - Location / Stacionaža - Mileage [km+m]
 Broj puta - Road number / Dionica - Section

000003
 Svodna / 5+417,00
 M 4 (MI-108) / Blagaj - Dragotinja

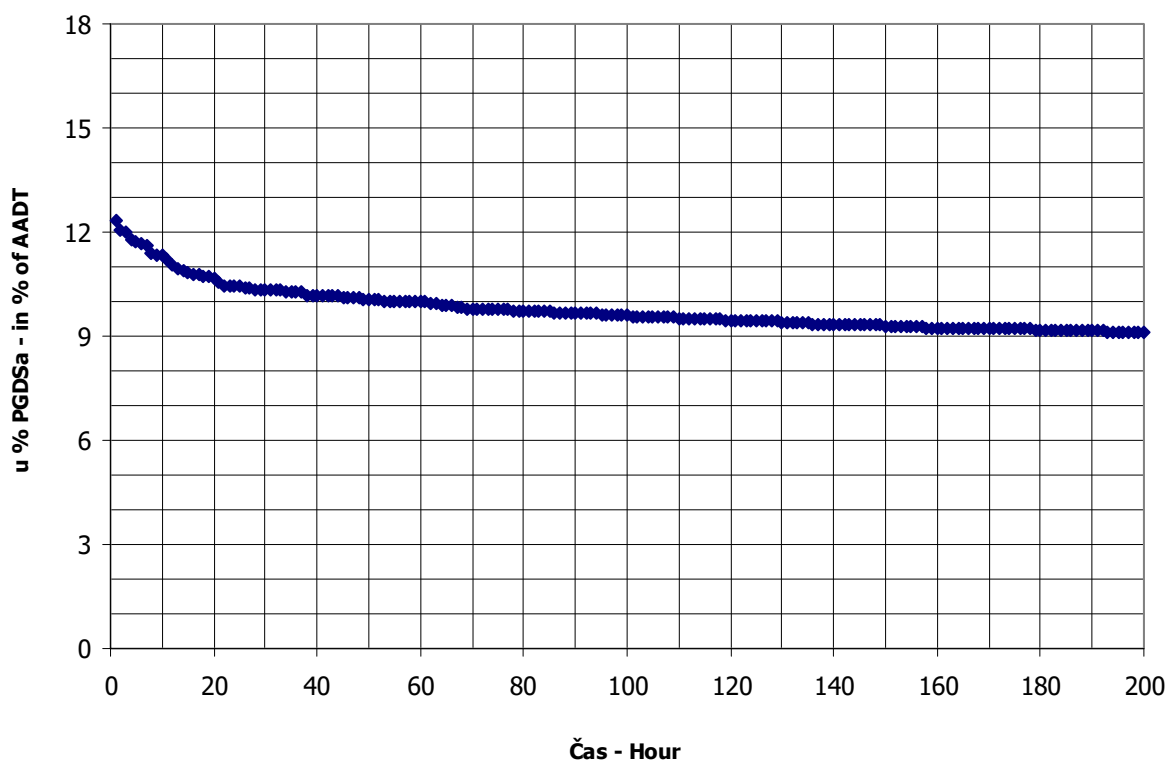
PGDS 3750 voz/dan AADT 3750 veh/day



SATNA DISTRIBUCIJA SAOBRAĆAJNOG TOKA
TRAFFIC FLOW HOURLY DISTRIBUTION

Automatski brojač broj - Automatic counter number 000003
 Lokalitet - Location / Stacionaža - Mileage [km+m] Svodna / 5+417,00
 Broj puta - Road number / Dionica - Section M 4 (MI-108) / Blagaj - Dragotinja

PGDS - AADT	3750 voz/dan - veh/day							
Čas - Hour	Maksimalni vršni sat - Maximum peak hour	10	20	30	40	50	100	200
Sat u danu - Hour of day	16	14	13	17	13	18	10	14
Sat u godini - Hour in year	7313	7311	4910	5058	5174	4939	5387	5319
Dan - Day of week	ponedeljak - Monday	ponedeljak - Monday	subota - Saturday	petak - Friday	srijeda - Wednesday	nedelja - Sunday	petak - Friday	utorak - Tuesday
Datum - Date	31	31	23	29	3	24	12	9
Mjesec - Month	oktobar - October	oktobar - October	juli - July	juli - July	avgust - August	juli - July	avgust - August	avgust - August
Vrijednost - Value	463	426	399	388	382	378	360	342
% - percent	12.35	11.36	10.64	10.35	10.19	10.08	9.60	9.12



BROJANJE VOZILA NA MREŽI PUTEVA U REPUBLICI SRPSKOJ – 2016. GODINA
VEHICLE COUNTING ON THE ROAD NETWORK OF THE REPUBLIC OF SRPSKA – YEAR 2016

MJESEČNI BROJ VOZILA
MONTHLY NUMBER OF VEHICLES

Automatski brojač broj - Automatic counter number
 Lokalitet - Location / Stacionaža - Mileage [km+m]
 Broj puta - Road number / Dionica - Section

000004
 Rudice / 11+851,00
 M 14 (MI-100) / granica / border RS (Otoka) -
 Novi Grad 1

4

	Mjesec - Month											
	Januar- January	Februar- February	Mart- March	April- April	Maj- May	Jun- June	Juli- July	August- August	Septembar- September	Oktobar- October	Novembar- November	Decembar- December
1	1926	1846	2413	3623	3599	3165	3902	4931	3518	3477	2819	2377
2	2628	2027	2540	4186	3239	3351	3924	4834	3782	2786	3044	2611
3	2462	2247	2642	3405	3431	3464	3381	4836	3551	3121	2919	2440
4	2758	2213	2801	3221	3478	3537	3803	4806	3164	2996	3360	1797
5	2799	2481	2894	3342	3273	2920	3482	5132	3264	3257	3350	2323
6	2286	2080	2187	3485	3582	3094	3830	5618	3283	3266	2608	2497
7	1912	1343	2414	3542	3656	2908	3613	4757	3739	3742	2846	2842
8	2382	2003	2163	3742	2950	3385	4195	4510	2957	3708	2661	2502
9	2247	2111	1339	3531	3317	3326	4568	4385	3731	2901	2792	2596
10	1946	1894	1680	2497	3169	3632	3932	4274	3670	3054	2799	2750
11	2532	1814	2435	2793	3469	3716	4054	4364	3307	3247	3414	1871
12	2105	2108	2475	2838	3411	2994	3981	4572	3428	3244	3526	2331
13	2607	1709	1991	3061	3897	3388	3956	4794	3267	3535	2746	2341
14	2393	1837	2566	3149	3585	3203	4270	4009	3562	3561	3129	2392
15	2682	2353	2562	3394	2718	3428	4472	4151	3453	3495	2647	2313
16	2449	2254	2752	3660	3175	3412	5120	4118	3850	2737	3335	2461
17	1846	2884	2920	2807	3081	3710	4235	4119	3843	3098	3078	2243
18	2450	2609	3171	3078	3293	3592	4265	4762	2638	3011	3309	1852
19	2289	2808	3308	3199	3305	2787	4228	4321	3361	3046	3312	2489
20	2520	2590	2489	3230	3427	3164	4417	4416	3251	3096	2713	2567
21	2450	2080	2843	3079	3796	2968	4644	3970	3350	3614	2788	2946
22	2515	2459	2675	3723	3042	3181	4972	3790	3227	3362	2703	2562
23	2306	2498	2804	3594	3256	3354	5571	3686	3815	2816	2924	3044
24	1733	2596	2862	2698	3250	4158	4683	3701	3722	3088	2680	3160
25	2287	2634	2887	3293	3237	3705	4666	3699	2683	2969	2829	2531
26	2126	3048	3304	3059	3296	3031	4237	3934	3217	2892	2636	2788
27	1851	2943	2563	3516	3584	3361	4598	4051	3128	3147	2038	2741
28	1977	2479	2972	3890	3487	3277	4593	3287	3258	3472	2464	2581
29	2146	2822	3062	4825	2956	3554	4919	3336	3300	3679	2395	2969
30	2122		3268	4017	2823	3580	5216	3238	3681	2992	2366	3047
31	1221		3472		2941		5128	3371		3509		3100
Ukupno- Total	69924	66722	82418	101469	102762	100373	134942	131875	102004	99889	86218	79061
Prosje- Average	2256	2301	2659	3382	3315	3346	4353	4254	3400	3222	2874	2550
Godišnji prosjek (PGDS) - Annual average (AADT)												3163

BROJANJE VOZILA NA MREŽI PUTEVA U REPUBLICI SRPSKOJ – 2016. GODINA
VEHICLE COUNTING ON THE ROAD NETWORK OF THE REPUBLIC OF SRPSKA – YEAR 2016

STRUKTURA SAOBRAĆAJNOG TOKA
TRAFFIC FLOW COMPOSITION

Automatski brojač broj - Automatic counter number 000004
 Lokalitet - Location / Stacionaža - Mileage [km+m] Rudice / 11+851,00
 Broj puta - Road number / Dionica - Section M 14 (MI-100) / granica / border RS (Otoka) –
 Novi Grad 1

Mjesec - Month	Smjer - Direction	Dužina vozila - Vehicle length								Ukupno - Total
		< 5,5 m	(%)	5,5 - 12 m	(%)	12 - 16,5 m	(%)	< 16,5 m	(%)	
Januar - January	I	31430	90.5	2539	7.3	733	2.1	33	0.1	34735
	II	31769	90.3	2550	7.2	859	2.4	11	0.0	35189
	ukupno - total	63199	90.4	5089	7.3	1592	2.3	44	0.1	69924
Februar - February	I	29512	89.3	2723	8.2	795	2.4	24	0.1	33054
	II	29785	88.5	2908	8.6	962	2.9	13	0.0	33668
	ukupno - total	59297	88.9	5631	8.4	1757	2.6	37	0.1	66722
Mart - March	I	36235	88.0	3779	9.2	1152	2.8	31	0.1	41197
	II	35912	87.1	4023	9.8	1276	3.1	11	0.0	41222
	ukupno - total	72146	87.5	7802	9.5	2428	2.9	42	0.1	82418
April - April	I	44054	88.5	4328	8.7	1389	2.8	25	0.1	49797
	II	45423	87.9	4699	9.1	1544	3.0	6	0.0	51672
	ukupno - total	89477	88.2	9028	8.9	2933	2.9	31	0.0	101469
Maj - May	I	45124	88.0	4624	9.0	1488	2.9	27	0.1	51263
	II	44770	86.9	5086	9.9	1628	3.2	15	0.0	51499
	ukupno - total	89894	87.5	9710	9.4	3116	3.0	42	0.0	102762
Juni - June	I	43458	87.6	4679	9.4	1464	2.9	22	0.0	49623
	II	44130	87.0	5026	9.9	1587	3.1	7	0.0	50750
	ukupno - total	87588	87.3	9705	9.7	3050	3.0	29	0.0	100373
Juli - July	I	59908	90.2	4968	7.5	1526	2.3	31	0.0	66433
	II	61410	89.6	5427	7.9	1666	2.4	6	0.0	68510
	ukupno - total	121318	89.9	10395	7.7	3192	2.4	37	0.0	134942
Avgust - August	I	59065	89.4	5452	8.2	1550	2.3	32	0.0	66099
	II	58121	88.4	6006	9.1	1640	2.5	9	0.0	65776
	ukupno - total	117186	88.9	11458	8.7	3190	2.4	41	0.0	131875
Septembar - September	I	43750	86.6	5268	10.4	1486	2.9	37	0.1	50540
	II	44022	85.5	5814	11.3	1624	3.2	4	0.0	51464
	ukupno - total	87772	86.0	11082	10.9	3110	3.0	41	0.0	102004
Oktobar - October	I	43012	86.8	5037	10.2	1465	3.0	26	0.1	49540
	II	43097	85.6	5558	11.0	1678	3.3	16	0.0	50350
	ukupno - total	86109	86.2	10596	10.6	3143	3.1	42	0.0	99889
Novembar - November	I	37506	87.6	4058	9.5	1234	2.9	34	0.1	42831
	II	37645	86.8	4380	10.1	1349	3.1	13	0.0	43387
	ukupno - total	75151	87.2	8437	9.8	2583	3.0	47	0.1	86218
Decembar - December	I	34558	89.1	3286	8.5	942	2.4	16	0.0	38803
	II	35717	88.7	3565	8.9	971	2.4	5	0.0	40258
	ukupno - total	70276	88.9	6851	8.7	1914	2.4	21	0.0	79061
Ukupno (godišnje) - Total (annual)	I	507611	88.4	50742	8.8	15222	2.7	339	0.1	573914
	II	511802	87.7	55042	9.4	16785	2.9	116	0.0	583744
	ukupno - total	1019413	88.1	105784	9.1	32006	2.8	455	0.0	1157658
Prosjek (PGDS) - Average (AADT)	I	1387	88.4	139	8.8	42	2.7	1	0.1	1568
	II	1398	87.7	150	9.4	46	2.9	0	0.0	1595
	ukupno - total	2785	88.1	289	9.1	87	2.8	1	0.0	3163

BRONANJE VOZILA NA MREŽI PUTEVA U REPUBLICI SRPSKOJ – 2016. GODINA
VEHICLE COUNTING ON THE ROAD NETWORK OF THE REPUBLIC OF SRPSKA – YEAR 2016

SAOBRAĆAJNI POKAZATELJI

Automatski brojač broj
 Lokalizet / Stacionaža [km+m]
 Broj puta / Dionica

000004
 Rudice / 11+851,00
 M 14 (MI-100) / granica / border RS (Otoka) - Novi Grad 1

Mjesec	Snjir	minimalni čas		maksimalni čas		minimalni dan		maksimalni dan		dnevni prosjek (05-21 h)	noćni prosjek (21-05 h)	prosjek radnim danom	prosjek vikendom	ljetni prosjek
		datum/dan	čas	voz/h	čas	voz/h	datum/dan	voz/dan						
Januar	I	četvrtak/28.	0	0	13	146	nedjelja/31.	626	ponedeljak/4.	1406	1038	1178	1041	
	II	utorak/5.	3	0	12	145	nedjelja/31.	595	utorak/5.	1419	1022	1103	1042	
	I+II	srijeda/27.	2	2	2	256	nedjelja/31.	1221	utorak/5.	2799	2060	2382	2083	
Februar	I	ponedeljak/1.	0	1	17	124	nedjelja/7.	691	petak/26.	1464	1068	1171	1062	
	II	ponedeljak/1.	3	0	12	136	nedjelja/7.	652	petak/26.	1584	1060	1196	1070	
	I+II	srijeda/10.	2	1	12	246	nedjelja/7.	1343	petak/26.	3048	2128	2367	2133	
Mart	I	srijeda/9.	3	0	9	159	srijeda/9.	663	subota/26.	2033	1238	1314	1373	
	II	utorak/1.	2	0	16	144	srijeda/9.	676	četvrtak/31.	1798	1215	1349	1279	
	I+II	srijeda/9.	3	1	15	271	srijeda/9.	1339	četvrtak/31.	3472	2454	2663	2651	
April	I	ponedeljak/4.	2	1	20	184	nedjelja/10.	1282	petak/29.	2195	1510	1624	1734	
	II	srijeda/27.	2	0	10	233	nedjelja/10.	1215	petak/29.	2630	1542	1689	1788	
	I+II	ponedeljak/4.	2	5	10	360	nedjelja/10.	2497	petak/29.	4825	3052	3313	3522	
Maj	I	ponedeljak/2.	2	1	10	167	ponedeljak/30.	1437	nedjelja/1.	1995	1489	1634	1687	
	II	utorak/24.	3	0	15	159	nedjelja/15.	1250	petak/13.	2004	1482	1685	1617	
	I+II	ponedeljak/2.	2	4	15	303	nedjelja/15.	2718	petak/13.	3897	2971	3319	3304	
Juni	I	četvrtak/23.	2	2	15	160	nedjelja/5.	1427	petak/24.	2002	1473	1654	1652	1654
	II	utorak/21.	3	0	19	170	nedjelja/19.	1334	petak/24.	2156	1490	1712	1633	1691
	I+II	četvrtak/30.	2	4	15	305	nedjelja/19.	2787	petak/24.	4158	2964	3367	3285	3345
Juli	I	srijeda/6.	2	2	14	217	utorak/5.	1722	subota/23.	2766	1852	2085	2261	2142
	II	utorak/5.	2	1	17	284	nedjelja/3.	1580	subota/23.	2805	1892	2158	2315	2208
	I+II	utorak/5.	2	6	16	422	nedjelja/3.	3381	subota/23.	5571	3744	4243	4576	4350
Avgust	I	utorak/30.	4	4	13	243	utorak/30.	1623	subota/6.	2750	1852	2093	2239	2131
	II	utorak/30.	2	1	11	265	nedjelja/28.	1507	subota/6.	2868	1853	2093	2119	2124
	I+II	srijeda/24.	2	8	17	431	utorak/30.	3238	subota/6.	5618	3705	4212	4363	4251
Septembar	I	ponedeljak/5.	2	2	10	180	nedjelja/18.	1359	subota/17.	1880	1523	1690	1669	1684
	II	utorak/6.	3	0	14	242	nedjelja/25.	1257	petak/16.	2011	1531	1739	1653	1716
	I+II	srijeda/28.	2	3	14	356	nedjelja/18.	2638	petak/16.	3850	3055	346	3322	3400
Oktobar	I	ponedeljak/24.	1	1	9	155	nedjelja/16.	1393	ponedeljak/31.	1818	1472	1604	1587	
	II	srijeda/12.	2	0	15	162	nedjelja/16.	1344	petak/7.	1935	1459	166	1632	1609
	I+II	srijeda/12.	2	4	16	296	nedjelja/16.	2737	petak/7.	3742	2931	3236	3195	
Novembar	I	utorak/15.	3	1	11	168	nedjelja/27.	1069	subota/12.	1768	1322	136	1422	1440
	II	četvrtak/10.	4	0	16	167	nedjelja/27.	969	petak/11.	1765	1309	165	1459	1418
	I+II	ponedeljak/14.	3	3	15	288	nedjelja/27.	2038	subota/12.	3526	2631	301	2882	2857
Decembar	I	utorak/6.	0	1	11	133	nedjelja/4.	931	petak/30.	1541	1165	1289	1162	
	II	ponedeljak/5.	3	0	15	162	nedjelja/18.	843	subota/31.	1734	1177	121	1317	1254
	I+II	petak/9.	2	3	15	272	nedjelja/4.	1797	subota/24.	3160	2342	208	2605	2416
Godina	I	četvrtak/28.1.	0	0	13	243	nedjelja/31.1.	626	subota/23.7.	2766	1417	1563	1576	1903
	II	utorak/5.1.	3	0	17	284	nedjelja/31.1.	595	subota/6.8.	2868	1419	176	1605	1934
	I+II	srijeda/10.2.	2	1	17	431	nedjelja/31.1.	1221	subota/6.8.	5618	2836	327	3168	3836

BROJANJE VOZILA NA MREŽI PUTEVA U REPUBLICI SRPSKOJ – 2016. GODINA
VEHICLE COUNTING ON THE ROAD NETWORK OF THE REPUBLIC OF SRPSKA – YEAR 2016

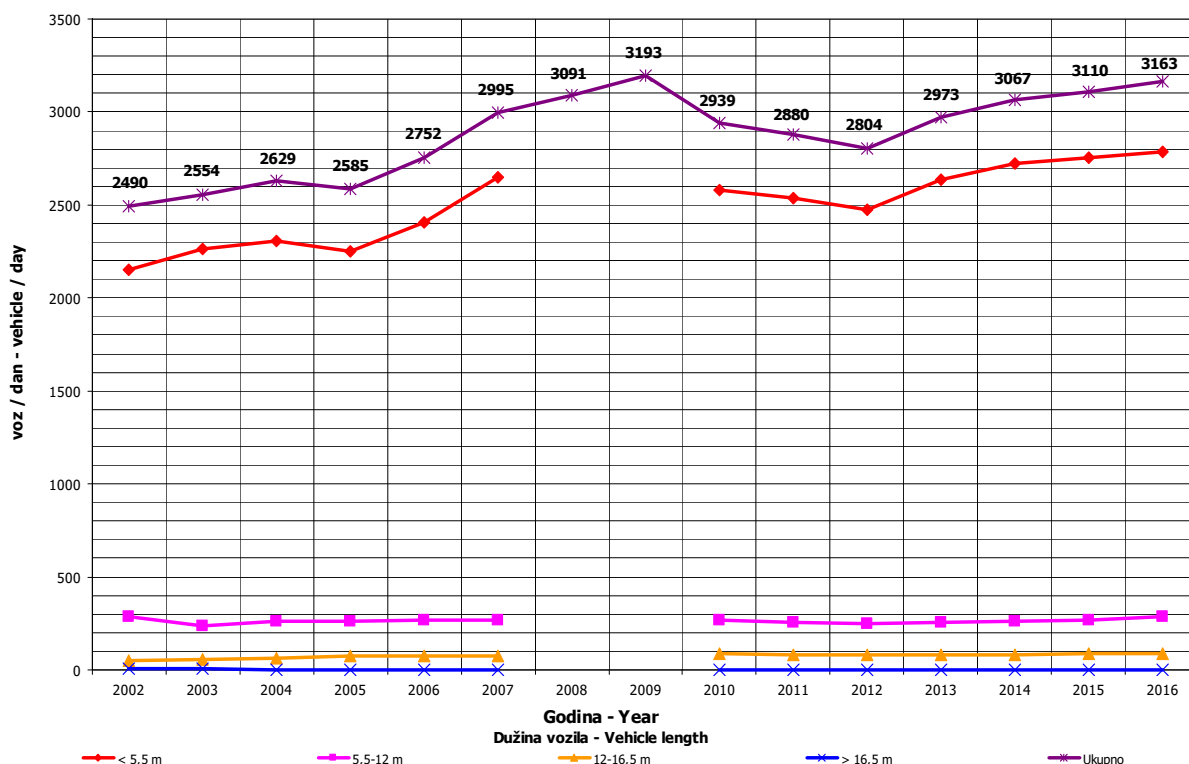
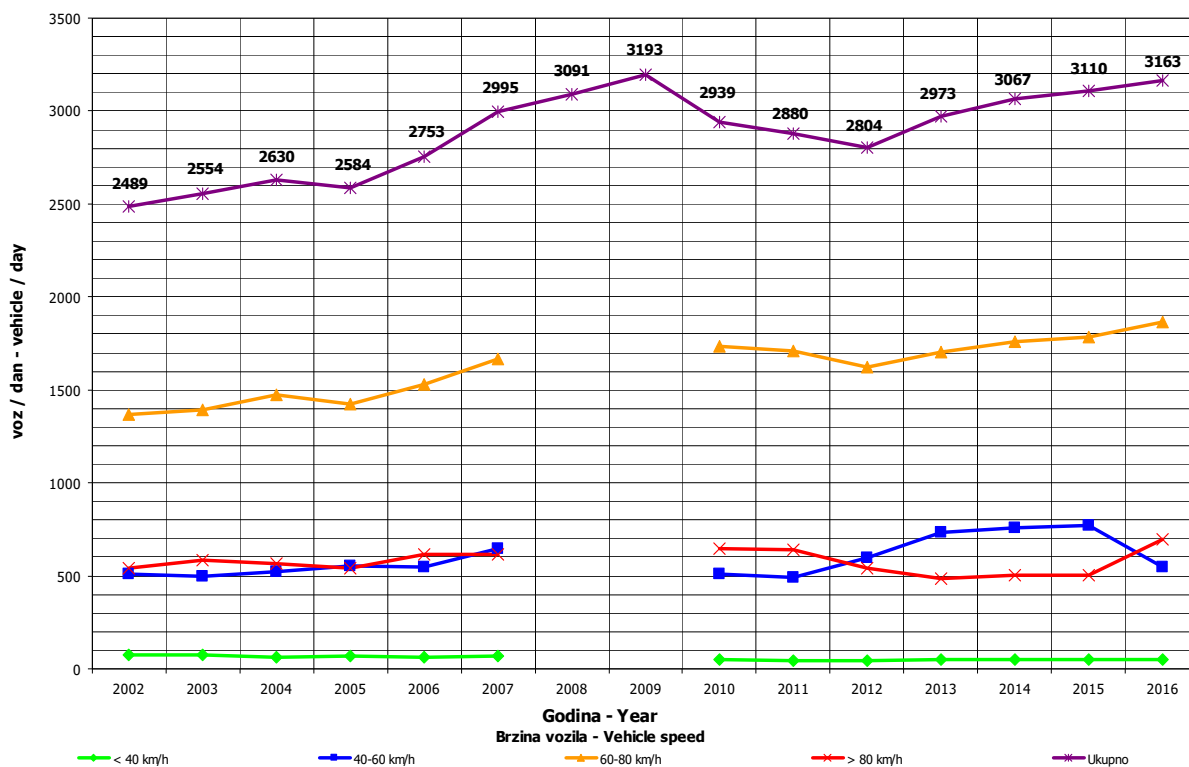
TRAFFIC PARAMETERS

Automatic counter number 000004
 Location / Mileage [km+m] Rudice / 11+851,00
 Road number / Section M 14 (MI-100) / granica / border RS (Otoka) - Novi Grad 1

Month	Direction	minimum hour		maximum hour		minimum day		maximum day		day time average (5-21 h)	night average (21-05 h)	working day average	weekend average	summer average
		date/day	hour	veh/h	date/day	hour	veh/h	date/day	veh/day					
January	I	28/Thursday	0	0	9/Saturday	13	146	31/Sunday	626	1038	82	1178	1041	
	II	5/Tuesday	3	0	2/Saturday	12	145	31/Sunday	595	1022	114	1203	1042	
	I+II	27/Wednesday	2	2	2/Saturday	12	256	31/Sunday	1221	2060	196	2382	2083	
February	I	1/Monday	0	1	17/Wednesday	17	124	7/Sunday	691	1068	73	1171	1062	
	II	1/Monday	3	0	26/Friday	12	136	7/Sunday	652	1060	101	1196	1070	
	I+II	10/Wednesday	2	1	17/Wednesday	12	246	7/Sunday	1343	2128	174	2367	2133	
March	I	9/Wednesday	3	0	26/Saturday	9	159	9/Wednesday	663	1238	91	1314	1373	
	II	1/Tuesday	2	0	18/Friday	16	144	9/Wednesday	676	1215	116	1349	1279	
	I+II	9/Wednesday	3	1	31/Thursday	15	271	9/Wednesday	1339	2454	206	2663	2651	
April	I	4/Monday	2	1	30/Saturday	20	184	10/Sunday	1282	1510	150	1624	1734	
	II	27/Wednesday	2	0	30/Saturday	10	233	10/Sunday	1215	1542	180	1689	1788	
	I+II	4/Monday	2	5	30/Saturday	10	360	10/Sunday	2497	3052	330	3313	3522	
May	I	2/Monday	2	1	7/Saturday	10	167	30/Monday	1437	1489	164	1634	1687	
	II	24/Tuesday	3	0	13/Friday	15	159	15/Sunday	1250	1482	179	1685	1617	
	I+II	2/Monday	2	4	3/Friday	15	303	15/Sunday	2718	2971	343	3319	3304	
June	I	23/Thursday	2	2	3/Friday	15	160	5/Sunday	1427	1473	180	1654	1652	1654
	II	21/Tuesday	3	0	24/Friday	19	170	19/Sunday	1334	1490	201	1712	1633	1691
	I+II	30/Thursday	2	4	3/Friday	15	305	19/Sunday	2787	2964	381	3367	3285	3345
July	I	6/Wednesday	2	2	24/Sunday	14	217	5/Tuesday	1722	1852	290	2085	2261	2142
	II	5/Tuesday	2	1	16/Saturday	17	284	3/Sunday	1580	1892	316	2158	2315	2208
	I+II	5/Tuesday	2	6	23/Saturday	16	422	3/Sunday	3381	3744	606	4243	4576	4350
August	I	30/Tuesday	4	4	18/Thursday	13	243	30/Tuesday	1623	1852	279	2093	2239	2131
	II	30/Tuesday	2	1	18/Thursday	11	265	28/Sunday	1507	1853	267	2119	2124	2120
	I+II	24/Wednesday	2	8	6/Saturday	17	431	30/Tuesday	3238	3705	546	4212	4363	4251
September	I	5/Monday	2	2	9/Friday	10	180	18/Sunday	1359	1523	161	1690	1669	1684
	II	6/Tuesday	3	0	24/Saturday	14	242	25/Sunday	1257	1531	184	1739	1653	1716
	I+II	28/Wednesday	2	3	24/Saturday	14	356	18/Sunday	2638	3055	346	3428	3322	3400
October	I	24/Monday	1	1	29/Saturday	9	155	16/Sunday	1393	1472	126	1604	1587	
	II	12/Wednesday	2	0	14/Friday	15	162	16/Sunday	1344	1459	166	1632	1609	
	I+II	12/Wednesday	2	4	21/Friday	16	296	16/Sunday	2737	2931	292	3236	3195	
November	I	15/Tuesday	3	1	16/Wednesday	11	168	27/Sunday	1069	1322	136	1422	1440	
	II	10/Thursday	4	0	19/Saturday	16	167	27/Sunday	969	1309	165	1459	1418	
	I+II	14/Monday	3	3	18/Friday	15	288	27/Sunday	2038	2631	301	2882	2857	
December	I	6/Tuesday	0	1	30/Friday	11	133	4/Sunday	931	1165	87	1289	1162	
	II	5/Monday	3	0	24/Saturday	15	162	18/Sunday	843	1177	121	1317	1254	
	I+II	9/Friday	2	3	24/Saturday	15	272	4/Sunday	1797	2342	208	2605	2416	
Year	I	January 28/Thursday	0	0	August 18/Thursday	13	243	January 31/Sunday	626	1417	152	1563	1576	1903
	II	January 5/Tuesday	3	0	July 16/Saturday	17	284	January 31/Sunday	595	1419	176	1605	1567	1934
	I+II	February 10/Wednesday	2	1	August 6/Saturday	17	431	January 31/Sunday	1221	2836	327	3168	3142	3836

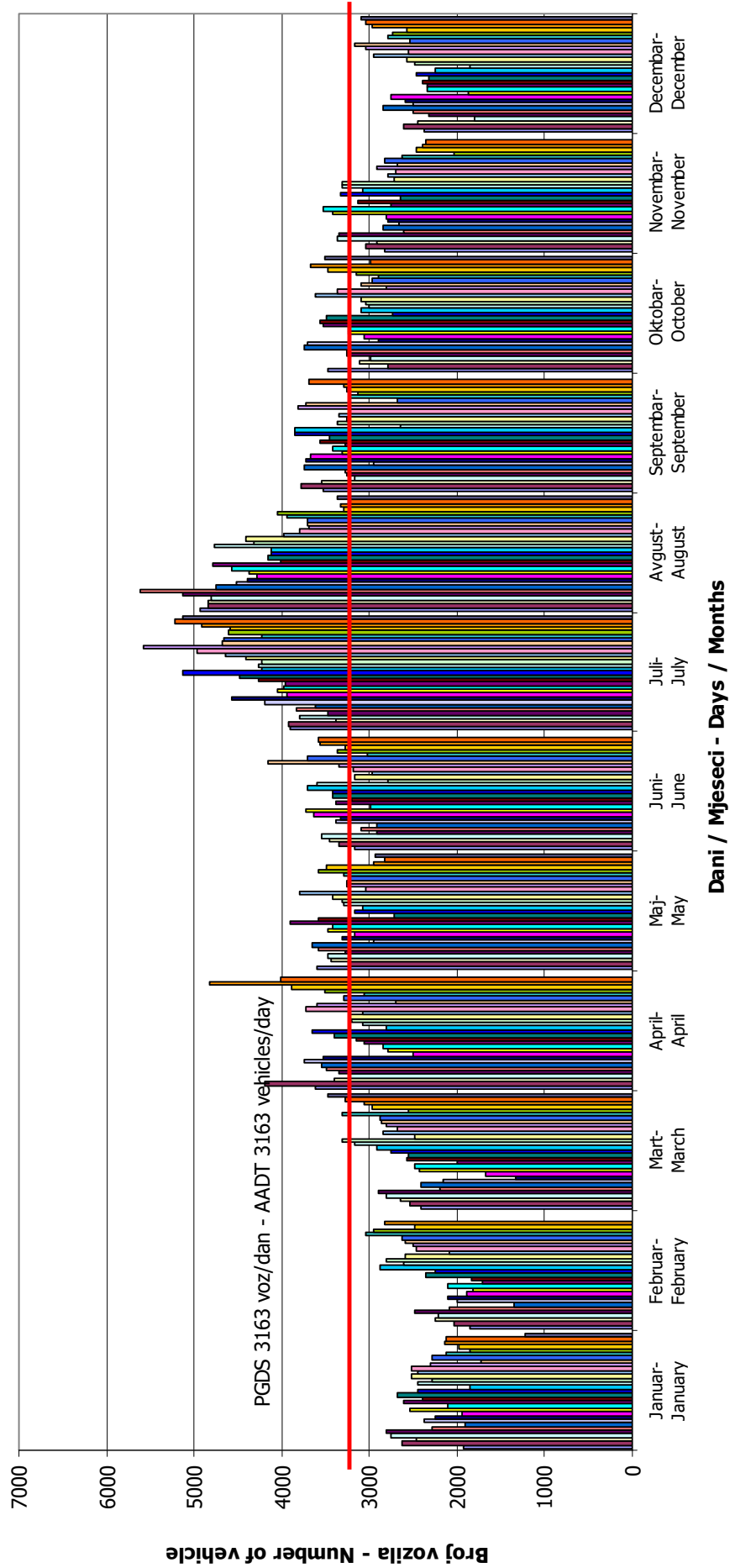
GODIŠNJA NERAVNOMJERNOST SAOBRAĆAJNOG TOKA TRAFFIC FLOW ANNUAL VARIATION

Automatski brojač broj - Automatic counter number 000004
 Lokalizet - Location / Stacionaža - Mileage [km+m] Rudice / 11+851,00
 Broj puta - Road number / Dionica - Section M 14 (MI-100) / granica / border RS (Otoka)
 – Novi Grad 1



**DNEVNA NERAVNOMJERNOST SAOBRAĆAJNOG TOKA
 TRAFFIC FLOW DAILY VARIATION**

Automatski brojač broj - Automatic counter number 000004
 Rudice / 11+851,00
 Broj puta - Road number/ Dionica - Section M 14 (MI-100) / granica / border RS (Otoka) - Novi Grad 1

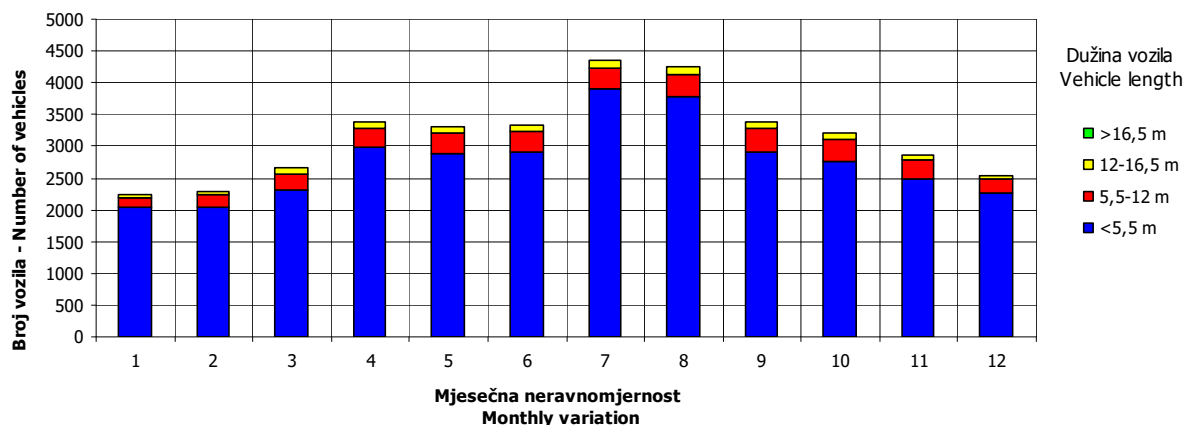
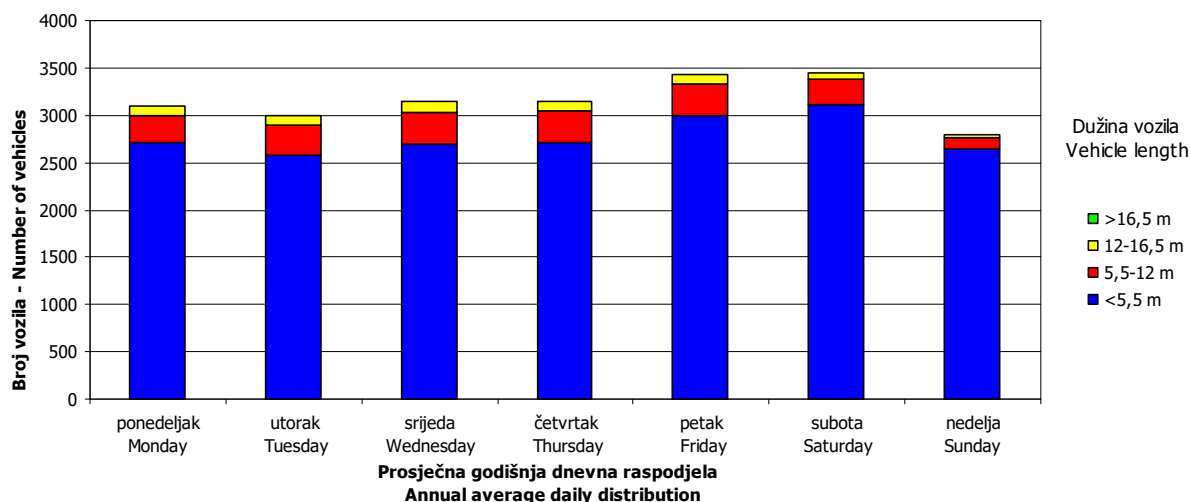
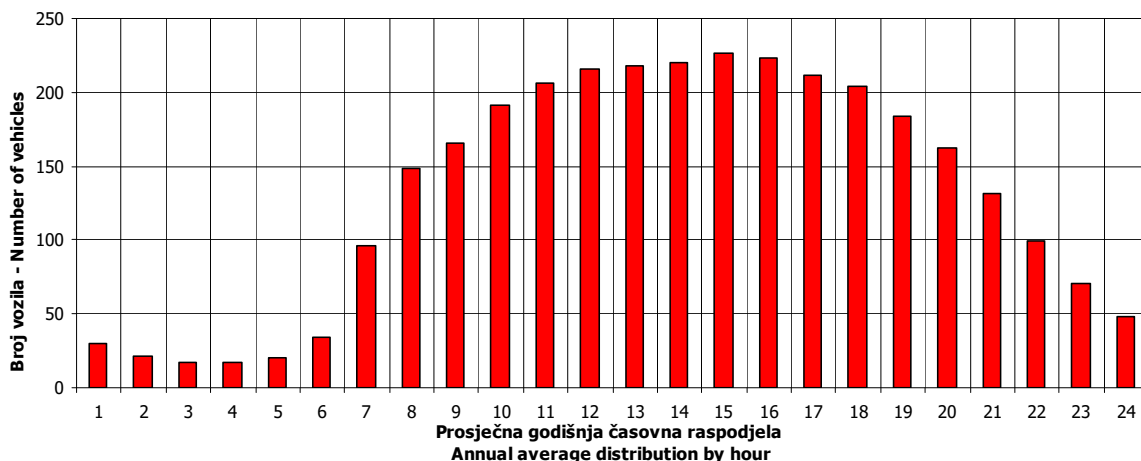


VREMENSKA RASPODJELA SAOBRAĆAJNOG TOKA TRAFFIC FLOW TIME DISTRIBUTION

Automatski brojač broj - Automatic counter number
 Lokalizet - Location / Stacionaža - Mileage [km+m]
 Broj puta - Road number / Dionica - Section

000004
 Rudice / 11+851,00
 M 14 (MI-100) / granica / border RS (Otoka) -
 Novi Grad 1

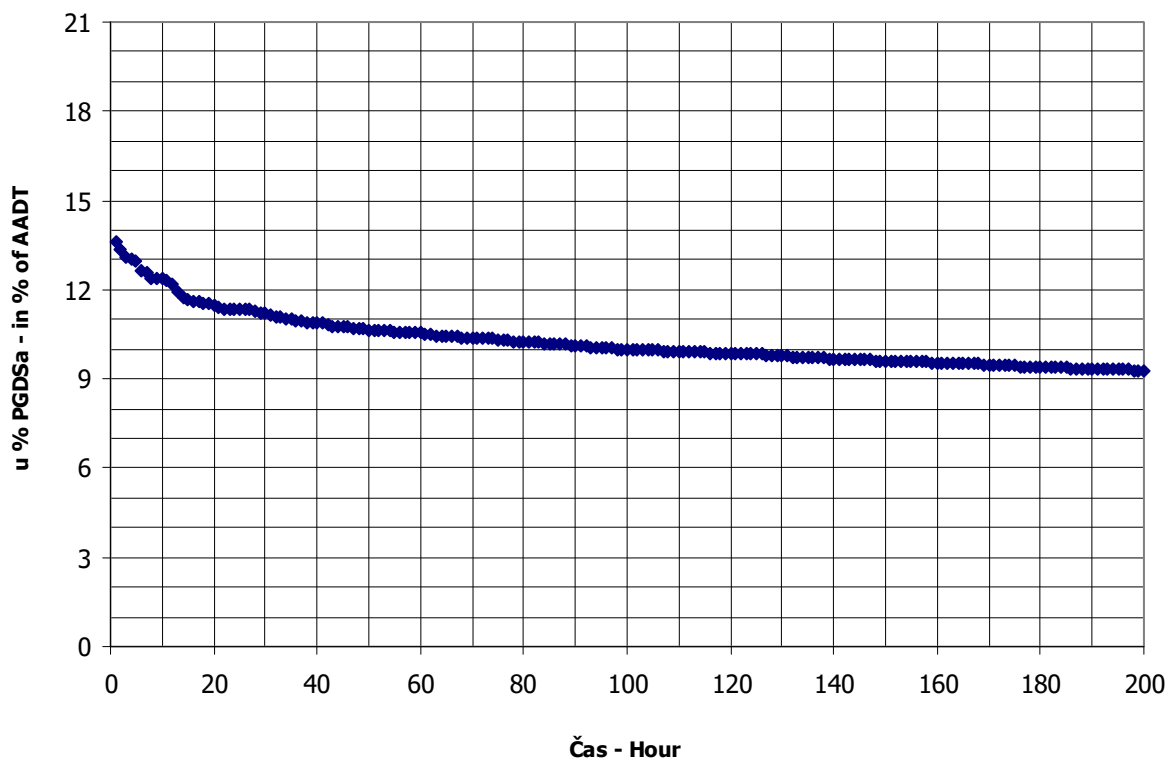
PGDS 3163 voz/dan AADT 3163 veh/day



SATNA DISTRIBUCIJA SAOBRAĆAJNOG TOKA TRAFFIC FLOW HOURLY DISTRIBUTION

Automatski brojač broj - Automatic counter number 000004
 Lokalitet - Location / Stacionaža - Mileage [km+m] Rudice / 11+851,00
 Broj puta - Road number / Dionica - Section M 14 (MI-100) / granica / border RS (Otoka) –
 Novi Grad 1

PGDS - AADT	3163 voz/dan - veh/day							
Čas - Hour	Maksimalni vršni sat - Maximum peak hour	10	20	30	40	50	100	200
Sat u danu - Hour of day	17	17	14	13	18	13	15	15
Sat u godini - Hour in year	5250	5226	4911	5246	4915	5030	2872	4552
Dan - Day of week	subota - Saturday	petak - Friday	subota - Saturday	subota - Saturday	subota - Saturday	četvrtak - Thursday	petak - Friday	petak - Friday
Datum - Date	6	5	23	6	23	28	29	8
Mjesec - Month	avgust - August	avgust - August	juli - July	avgust - August	juli - July	juli - July	april - April	juli - July
Vrijednost - Value	431	391	363	355	344	337	315	294
% - percent	13.63	12.36	11.48	11.22	10.88	10.66	9.96	9.30



BROJANJE VOZILA NA MREŽI PUTEVA U REPUBLICI SRPSKOJ – 2016. GODINA
VEHICLE COUNTING ON THE ROAD NETWORK OF THE REPUBLIC OF SRPSKA – YEAR 2016

MJESEČNI BROJ VOZILA
MONTHLY NUMBER OF VEHICLES

Automatski brojač broj - Automatic counter number
 Lokalitet - Location / Stacionaža - Mileage [km+m]
 Broj puta - Road number / Dionica - Section

000005
 Donji Jelovac / 20+296,00
 M 15 (MII-501) / Kozarska Dubica 1 - Prijedor

5

	Mjesec - Month											
	Januar- January	Februar- February	Mart- March	April- April	Maj- May	Jun- June	Juli- July	August- August	Septembar- September	Oktober- October	Novembar- November	Decembar- December
1	1487	1437	1681	3442	2805	2188	2971	3255	2310	2667	2056	1748
2	2476	1518	1734	2769	2109	2423	3071	2704	2644	2403	1993	2550
3	2290	1476	1842	2659	2210	2520	2720	2957	2637	2116	2031	2059
4	2308	1527	2200	3444	2316	2231	2304	3134	2569	2050	2304	2352
5	2224	2005	2032	2595	2685	2382	2213	3679	2278	2140	2252	2052
6	1829	1448	2013	2356	2505	2537	2497	3697	2196	2248	2206	1807
7	1300	1020	1908	2228	2514	2109	2526	3574	2426	2914	2008	1836
8	1876	1339	1638	2803	2411	2039	3156	3097	2329	2821	1805	1933
9	2019	1383	1770	2244	2026	2248	2954	2629	2563	2797	1933	2366
10	1948	1227	1895	2216	2078	2498	2906	2819	2384	2119	2033	2037
11	1435	1055	2334	1951	2520	2262	2582	2952	2652	2196	2476	1834
12	1769	1407	1979	1992	2632	2330	2410	3298	2335	2045	2205	1889
13	1886	1082	1853	1974	2657	2221	2460	3477	2068	2249	2326	1867
14	1521	1150	1961	2084	2161	2069	2505	3690	2353	2855	2024	1747
15	2060	1510	1769	2554	2371	2117	3460	2712	2229	2488	2070	1980
16	1852	1510	1890	2299	2007	2048	3484	2694	2851	2467	2142	2163
17	1495	1827	1906	2086	1998	2406	3338	3198	2540	2084	2087	1914
18	1778	1763	2351	2007	2135	2407	2780	2920	2310	1966	2501	1599
19	1759	2150	2059	2041	1990	2036	2621	3142	2209	2135	2142	1647
20	2139	1982	2076	1989	2705	2037	2881	2968	2430	2100	2464	1189
21	1874	1656	1891	2094	2610	1885	2801	2768	2263	2852	2057	1367
22	1759	1800	1955	2662	2332	1959	3645	2526	2366	2617	1882	1586
23	1632	1815	1911	2605	2529	2851	3644	2292	2789	2316	1886	1895
24	1369	1488	2029	2173	2088	2976	3425	2337	2505	2117	1981	1341
25	1638	1605	2339	2149	2188	2454	3246	2407	2194	2270	2197	1378
26	1514	2048	2008	2083	2250	2744	2904	2769	2216	2200	1902	2057
27	1160	1811	2156	2258	2798	2336	2773	2690	1975	2161	1673	1421
28	1362	1575	2057	2584	2412	2160	3167	2636	2136	2917	1815	1618
29	1595	1729	2043	3255	2360	2303	3832	2241	2429	2948	1722	2343
30	1400		2448	2522	2022	2453	3869	2116	2867	2768	1840	3158
31	1213		3100		1862		3492	2308		3241		2979
Ukupno- Total	53969	45306	62803	72111	72291	69239	92704	89709	72060	75259	62003	59707
Prosje- Average	1741	1562	2026	2404	2332	2308	2990	2894	2402	2428	2067	1926
Godišnji prosjek (PGDS) - Annual average (AADT)												2260

BROJANJE VOZILA NA MREŽI PUTEVA U REPUBLICI SRPSKOJ – 2016. GODINA
VEHICLE COUNTING ON THE ROAD NETWORK OF THE REPUBLIC OF SRPSKA – YEAR 2016

STRUKTURA SAOBRAĆAJNOG TOKA
TRAFFIC FLOW COMPOSITION

Automatski brojač broj - Automatic counter number 000005
 Lokalizet - Location / Stacionaža - Mileage [km+m] Donji Jelovac / 20+296,00
 Broj puta - Road number / Dionica - Section M 15 (MII-501) / Kozarska Dubica 1 - Prijedor

Mjesec - Month	Smjer - Direction	Dužina vozila - Vehicle length								Ukupno - Total
		< 5,5 m	(%)	5,5 - 12 m	(%)	12 - 16,5 m	(%)	< 16,5 m	(%)	
Januar - January	I	23414	92.1	1794	7.1	126	0.5	81	0.3	25415
	II	26764	93.7	1700	6.0	81	0.3	9	0.0	28554
	ukupno - total	50177	93.0	3494	6.5	208	0.4	90	0.2	53969
Februar - February	I	21071	91.8	1781	7.8	98	0.4	7	0.0	22957
	II	20394	91.3	1837	8.2	110	0.5	7	0.0	22349
	ukupno - total	41465	91.5	3618	8.0	209	0.5	14	0.0	45306
Mart - March	I	29460	91.3	2556	7.9	251	0.8	14	0.0	32281
	II	27551	90.3	2674	8.8	280	0.9	17	0.1	30522
	ukupno - total	57011	90.8	5230	8.3	530	0.8	31	0.0	62803
April - April	I	34027	92.6	2433	6.6	273	0.7	13	0.0	36745
	II	32298	91.3	2751	7.8	303	0.9	14	0.0	35365
	ukupno - total	66325	92.0	5183	7.2	576	0.8	27	0.0	72111
Maj - May	I	32720	92.0	2592	7.3	233	0.7	17	0.0	35562
	II	33598	91.5	2814	7.7	303	0.8	15	0.0	36729
	ukupno - total	66318	91.7	5406	7.5	535	0.7	32	0.0	72291
Juni - June	I	32041	91.5	2712	7.7	253	0.7	12	0.0	35018
	II	30808	90.0	3098	9.1	305	0.9	10	0.0	34220
	ukupno - total	62849	90.8	5810	8.4	558	0.8	22	0.0	69239
Juli - July	I	45993	93.1	3144	6.4	278	0.6	13	0.0	49427
	II	39452	91.2	3495	8.1	324	0.7	7	0.0	43277
	ukupno - total	85444	92.2	6638	7.2	602	0.6	20	0.0	92704
Avgust - August	I	38431	93.0	2550	6.2	333	0.8	10	0.0	41324
	II	45167	93.3	2866	5.9	345	0.7	7	0.0	48385
	ukupno - total	83598	93.2	5416	6.0	678	0.8	17	0.0	89709
Septembar - September	I	32802	90.8	2995	8.3	337	0.9	10	0.0	36145
	II	32267	89.8	3315	9.2	324	0.9	9	0.0	35915
	ukupno - total	65069	90.3	6310	8.8	661	0.9	19	0.0	72060
Oktobar - October	I	34356	91.2	2949	7.8	350	0.9	19	0.1	37674
	II	33893	90.2	3306	8.8	357	0.9	29	0.1	37586
	ukupno - total	68249	90.7	6255	8.3	707	0.9	48	0.1	75259
Novembar - November	I	28118	91.0	2469	8.0	282	0.9	15	0.0	30884
	II	28081	90.2	2710	8.7	311	1.0	16	0.1	31119
	ukupno - total	56200	90.6	5179	8.4	593	1.0	31	0.1	62003
Decembar - December	I	28809	92.3	2227	7.1	152	0.5	7	0.0	31196
	II	25774	90.4	2531	8.9	197	0.7	9	0.0	28511
	ukupno - total	54583	91.4	4758	8.0	349	0.6	16	0.0	59707
Ukupno (godišnje) - Total (annual)	I	381242	91.9	30202	7.3	2965	0.7	219	0.1	414628
	II	376047	91.2	33096	8.0	3239	0.8	149	0.0	412532
	ukupno - total	757289	91.6	63298	7.7	6204	0.8	368	0.0	827160
Prosjeak (PGDS) - Average (AADT)	I	1042	91.9	83	7.3	8	0.7	1	0.1	1133
	II	1027	91.2	90	8.0	9	0.8	0	0.0	1127
	ukupno - total	2069	91.6	173	7.7	17	0.8	1	0.0	2260

BRONANJE VOZILA NA MREŽI PUTEVA U REPUBLICI SRPSKOJ – 2016. GODINA
VEHICLE COUNTING ON THE ROAD NETWORK OF THE REPUBLIC OF SRPSKA – YEAR 2016

SAOBRAĆAJNI POKAZATELJI

000005
 Donji Jelovac / 20+296,00
 M 15 (MII-501) / Kozarska Dubica 1 - Prijedor

Automatski brojač broj
 Lokalizet / Stacionaža [km+m]
 Broj puta / Dionica

Mjesec	Snjor	minimalni čas			maksimalni čas			minimalni dan		maksimalni dan		dnevni prosjek (05-21 h)	noćni prosjek (21-05 h)	prosjek radnim danom	prosjek vikendom	ljetni prosjek
		datum/dan	čas	voz/h	datum/dan	čas	voz/h	datum/dan	voz/dan	datum/dan	voz/dan					
Januar	I	ponedjeljak/11.	19	0	101	17	549	nedjelja/24.	1083	petak/15.	1083	754	66	879	739	
	II	utorak/5.	1	0	164	12	542	nedjelja/31.	1595	subota/2.	1595	854	67	880	977	
	I+II	petak/15.	2	0	245	12	1160	srijeda/27.	2476	subota/2.	2476	1608	133	1759	1716	
Februar	I	ponedjeljak/1.	3	0	96	7	437	nedjelja/7.	437	petak/19.	1199	736	57	827	700	
	II	utorak/2.	2	0	97	11	500	subota/13.	500	nedjelja/21.	965	717	54	774	765	
	I+II	srijeda/3.	2	0	180	16	1020	nedjelja/7.	1020	petak/19.	2150	1453	110	1601	1466	
Mart	I	utorak/1.	3	0	124	14	768	nedjelja/13.	768	četvrtak/31.	1891	963	79	1069	962	
	II	utorak/1.	2	0	117	15	808	utorak/8.	808	četvrtak/31.	1209	914	71	959	1060	
	I+II	utorak/1.	3	0	206	14	1638	četvrtak/31.	1638	četvrtak/31.	3100	1877	150	2028	2022	
April	I	utorak/5.	1	0	186	19	918	nedjelja/17.	918	petak/1.	2429	1115	110	1194	1287	
	II	četvrtak/7.	0	0	239	11	966	ponedjeljak/11.	966	ponedjeljak/4.	2423	1093	86	1171	1196	
	I+II	utorak/19.	0	1	326	11	1951	ponedjeljak/11.	1951	ponedjeljak/4.	3444	2208	196	2365	2483	
Maj	I	ponedjeljak/2.	3	0	139	18	813	nedjelja/15.	813	petak/20.	1580	1027	120	1194	1061	
	II	utorak/3.	2	0	180	11	929	utorak/31.	929	nedjelja/1.	1855	1083	101	1114	1312	
	I+II	utorak/31.	2	0	245	11	1862	utorak/31.	1862	nedjelja/1.	2805	2110	222	2309	2374	
Juni	I	petak/3.	3	0	139	10	917	nedjelja/19.	917	petak/24.	1697	1030	137	1186	1115	1167
	II	utorak/7.	2	0	156	13	929	utorak/21.	929	nedjelja/26.	1707	1036	104	1104	1241	1140
	I+II	utorak/7.	2	0	249	17	1885	utorak/21.	1885	petak/24.	2976	2066	242	2290	2356	2308
Juli	I	srijeda/6.	2	1	199	16	1029	utorak/5.	1029	petak/22.	2247	1362	231	1538	1709	1593
	II	petak/1.	2	1	162	16	1084	utorak/5.	1084	nedjelja/31.	2032	1241	154	1307	1581	1395
	I+II	srijeda/6.	2	3	296	14	2213	utorak/5.	2213	subota/30.	3869	2603	386	2844	3290	2988
Avgust	I	četvrtak/11.	3	0	132	19	1023	nedjelja/28.	1023	petak/5.	1757	1171	162	1326	1352	1333
	II	srijeda/31.	1	0	184	11	1085	utorak/30.	1085	nedjelja/14.	2252	1405	156	1465	1836	1560
	I+II	srijeda/31.	1	2	293	10	2116	subota/6.	2116	subota/6.	3697	2576	317	2791	3188	2893
Septembar	I	ponedjeljak/5.	3	1	149	16	888	nedjelja/18.	888	petak/30.	1618	1085	120	1229	1441	1205
	II	srijeda/14.	2	0	148	13	993	utorak/27.	993	nedjelja/11.	1643	1099	98	1147	1333	1196
	I+II	srijeda/14.	2	2	233	16	1975	subota/3.	1975	petak/30.	2867	2184	218	2376	2474	2402
Oktobar	I	četvrtak/13.	2	0	166	21	968	utorak/18.	968	petak/28.	1801	1092	124	1183	1284	
	II	ponedjeljak/10.	2	0	242	16	998	utorak/18.	998	ponedjeljak/31.	2159	1122	90	1149	1345	
	I+II	četvrtak/13.	2	0	290	16	1966	utorak/18.	1966	ponedjeljak/31.	3241	2214	214	2332	2629	
Novembar	I	utorak/1.	2	0	121	17	688	nedjelja/27.	688	petak/11.	1363	949	103	1033	1022	
	II	utorak/8.	2	0	158	12	867	utorak/29.	867	nedjelja/20.	1471	966	87	1004	1114	
	I+II	utorak/8.	2	0	231	16	1673	nedjelja/27.	1673	petak/18.	2501	1916	190	2037	2136	
Decembar	I	četvrtak/1.	1	0	186	13	608	utorak/20.	608	petak/30.	2163	923	84	1021	972	
	II	četvrtak/1.	2	0	144	15	510	subota/24.	510	nedjelja/4.	1552	857	63	898	972	
	I+II	četvrtak/1.	1	1	258	13	1189	utorak/20.	1189	petak/30.	3158	1780	147	1919	1944	
Godina	I	ponedjeljak/11.1.	19	0	199	16	437	nedjelja/7.2.	437	petak/30.	2429	1017	116	1140	1112	1325
	II	utorak/5.1.	1	0	242	16	500	subota/13.2.	500	ponedjeljak/4.4.	2423	1032	94	1081	1228	1323
	I+II	petak/15.1.	2	0	326	11	1020	nedjelja/7.2.	1020	subota/30.7.	3869	2049	210	2221	2340	2648

BROJANJE VOZILA NA MREŽI PUTEVA U REPUBLICI SRPSKOJ – 2016. GODINA
VEHICLE COUNTING ON THE ROAD NETWORK OF THE REPUBLIC OF SRPSKA – YEAR 2016

TRAFFIC PARAMETERS

Automatic counter number
 Location / Mileage [km+m]
 Road number / Section

000005

Donji Jelovac / 20+296,00
 M 15 (MII-501) / Kozarska Dubica 1 - Prijedor

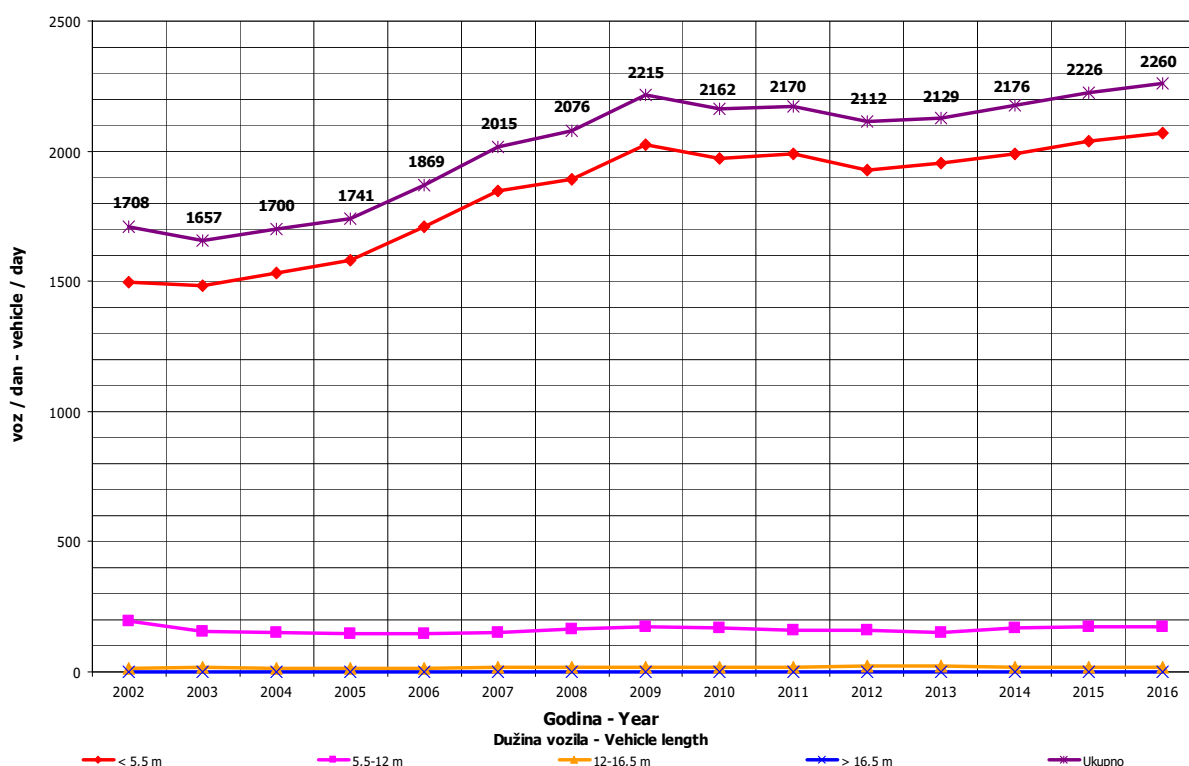
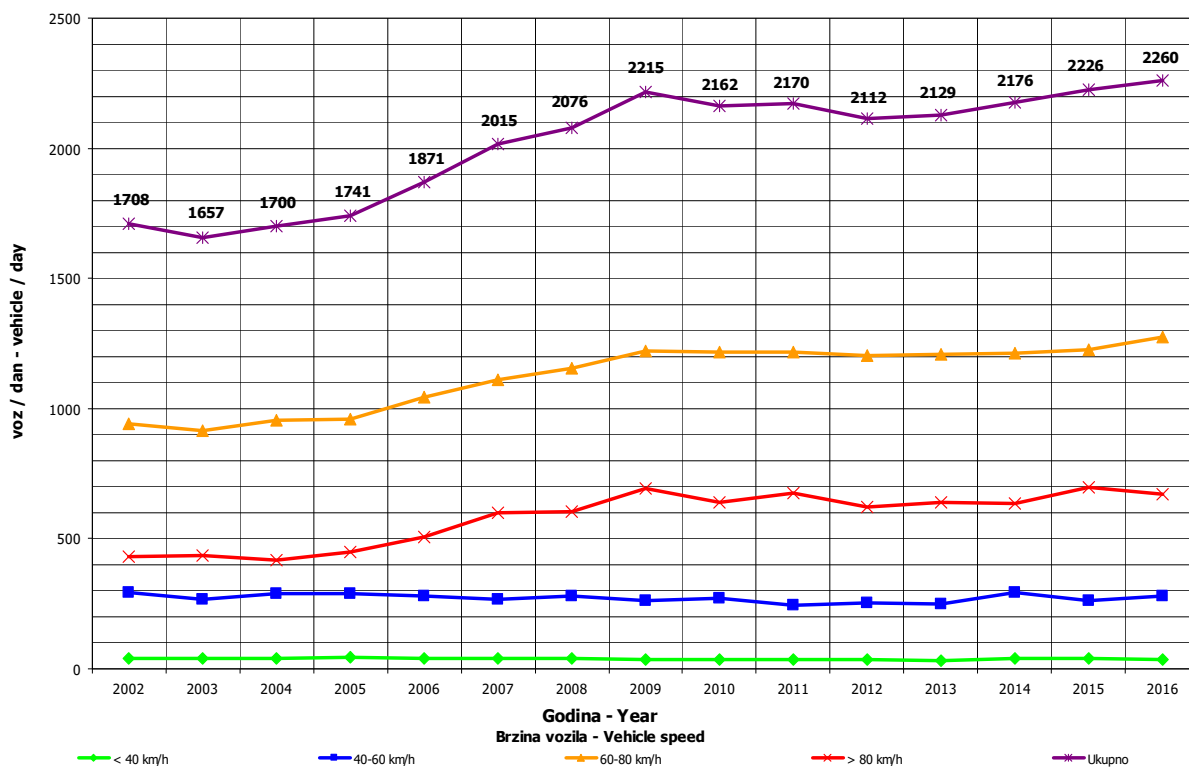
Month	Direction	minimum hour		maximum hour		veh/h	minimum day		maximum day		veh/day	day time average (5-21 h)	night average (21-05 h)	working day average	weekend average	summer average
		date/day	hour	date/day	hour		date/day	veh/day								
January	I	11/Monday	19	20/Wednesday	17	101	24/Sunday	549	15/Friday	1083	754	66	879	739		
	II	5/Tuesday	1	2/Saturday	12	164	31/Sunday	542	2/Saturday	1595	854	67	880	977		
	I+II	15/Friday	2	2/Saturday	12	245	27/Wednesday	1160	2/Saturday	2476	1608	133	1759	1716		
February	I	1/Monday	3	19/Friday	7	96	7/Sunday	437	19/Friday	1199	736	57	827	700		
	II	2/Tuesday	2	20/Saturday	11	97	13/Saturday	500	21/Sunday	965	717	54	774	765		
	I+II	3/Wednesday	2	26/Friday	16	180	7/Sunday	1020	19/Friday	2150	1453	110	1601	1466		
March	I	1/Tuesday	3	31/Thursday	14	124	13/Sunday	768	31/Thursday	1891	963	79	1069	962		
	II	1/Tuesday	2	20/Sunday	15	117	8/Tuesday	808	31/Thursday	1209	914	71	959	1060		
	I+II	1/Tuesday	3	31/Thursday	14	206	8/Tuesday	1638	31/Thursday	3100	1877	150	2028	2022		
April	I	5/Tuesday	1	1/Friday	19	186	17/Sunday	918	1/Friday	2429	1115	110	1194	1287		
	II	7/Thursday	0	4/Monday	11	239	11/Monday	966	4/Monday	2423	1093	86	1171	1196		
	I+II	19/Tuesday	0	4/Monday	11	326	11/Monday	1951	4/Monday	3444	2208	196	2365	2483		
May	I	2/Monday	3	27/Friday	18	139	15/Sunday	813	20/Friday	1580	1027	120	1194	1061		
	II	3/Tuesday	2	1/Sunday	11	180	31/Tuesday	929	1/Sunday	1855	1083	101	1114	1312		
	I+II	31/Thursday	2	1/Sunday	11	245	31/Tuesday	1862	1/Sunday	2805	2110	222	2309	2374		
June	I	3/Thursday	3	24/Friday	10	139	19/Sunday	917	24/Friday	1697	1030	137	1186	1115	1167	
	II	7/Tuesday	2	26/Sunday	13	156	21/Tuesday	929	26/Sunday	1707	1036	104	1104	1241	1140	
	I+II	7/Tuesday	2	26/Sunday	17	249	21/Tuesday	1885	26/Sunday	2976	2066	242	2290	2356	2308	
July	I	6/Wednesday	2	23/Saturday	16	199	5/Tuesday	1129	22/Friday	2247	1362	231	1538	1709	1593	
	II	1/Friday	2	24/Sunday	16	162	5/Tuesday	1084	31/Sunday	2032	1241	154	1307	1581	1395	
	I+II	6/Wednesday	2	30/Saturday	14	296	5/Tuesday	2213	30/Saturday	3869	2603	386	2844	3290	2988	
August	I	11/Thursday	3	26/Friday	19	132	28/Sunday	1023	5/Friday	1757	1171	162	1326	1352	1333	
	II	31/Wednesday	1	6/Saturday	11	184	30/Tuesday	1085	14/Sunday	2252	1405	156	1465	1836	1560	
	I+II	31/Wednesday	1	6/Saturday	10	293	30/Tuesday	2116	6/Saturday	3697	2576	317	2791	3188	2893	
September	I	5/Monday	3	3/Saturday	16	149	18/Sunday	888	30/Friday	1618	1085	120	1229	1141	1205	
	II	14/Wednesday	2	11/Sunday	13	148	27/Tuesday	993	11/Sunday	1643	1099	98	1147	1333	1196	
	I+II	14/Wednesday	2	3/Saturday	16	233	27/Tuesday	1975	30/Friday	2867	2184	218	2376	2474	2402	
October	I	13/Thursday	2	28/Friday	21	166	18/Tuesday	968	28/Friday	1801	1092	124	1183	1284		
	II	10/Monday	2	31/Monday	16	242	18/Tuesday	998	31/Monday	2159	1122	90	1149	1345		
	I+II	13/Thursday	2	31/Monday	16	290	18/Tuesday	1966	31/Monday	3241	2214	214	2332	2629		
November	I	1/Tuesday	2	20/Sunday	17	121	27/Sunday	688	11/Friday	1363	949	103	1033	1022		
	II	8/Tuesday	2	20/Sunday	12	158	29/Tuesday	867	20/Sunday	1471	966	87	1004	1114		
	I+II	8/Tuesday	2	20/Sunday	16	231	27/Sunday	1673	18/Friday	2501	1916	190	2037	2136		
December	I	1/Thursday	1	30/Friday	13	186	20/Tuesday	608	30/Friday	2163	923	84	1021	972		
	II	1/Thursday	2	4/Sunday	15	144	24/Saturday	510	4/Sunday	1552	857	63	898	972		
	I+II	1/Thursday	1	30/Friday	13	258	20/Tuesday	1189	30/Friday	3158	1780	147	1919	1944		
Year	I	January 1/Monday	19	July 23/Saturday	16	199	February 7/Sunday	437	April 1/Friday	2429	1017	116	1140	1112	1325	
	II	January 5/Tuesday	1	October 31/Monday	16	242	February 13/Saturday	500	April 4/Monday	2423	1032	94	1081	1228	1323	
	I+II	January 15/Friday	2	April 4/Monday	11	326	February 7/Sunday	1020	July 30/Saturday	3869	2049	210	2221	2340	2648	

GODIŠNJA NERAVNOMJERNOST SAOBRAĆAJNOG TOKA TRAFFIC FLOW ANNUAL VARIATION

Automatski brojač broj - Automatic counter number
 Lokalitet - Location / Stacionaža - Mileage [km+m]
 Broj puta - Road number / Dionica - Section

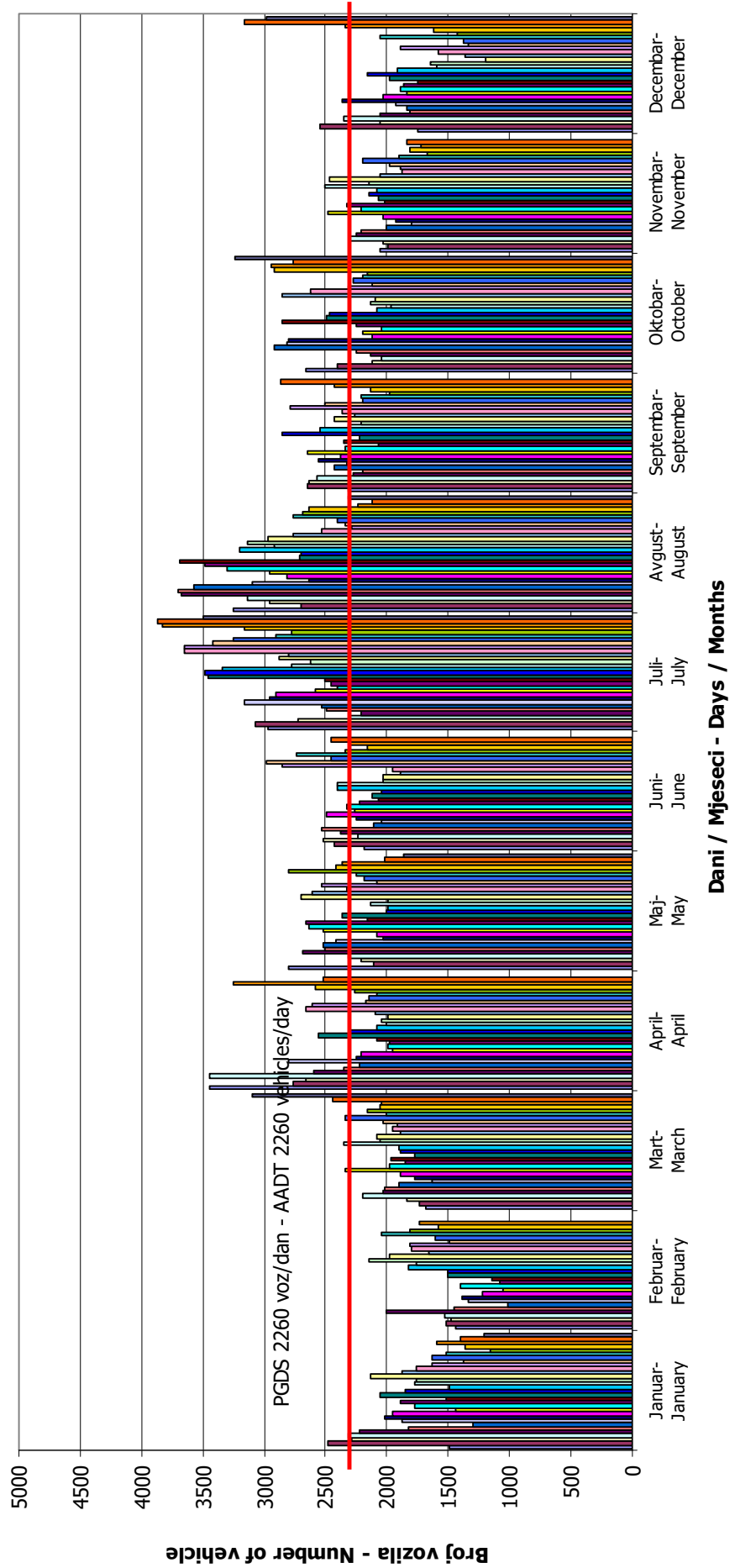
000005
 Donji Jelovac / 20+296,00
 M 15 (MII-501) / Kozarska Dubica 1 -
 Prijedor

5



**DNEVNA NERAVNOMJERNOST SAOBRAĆAJNOG TOKA
 TRAFFIC FLOW DAILY VARIATION**

Automatski brojač broj - Automatic counter number 000005
 Lokalizet - Location / Stacionaža - Mileage [km+tm] Donji Jelovac / 21+600,00
 Broj puta - Road number/ Dionica - Section M 15 (MIJ-501) / Kozarska Dubica 1 - Prijedor

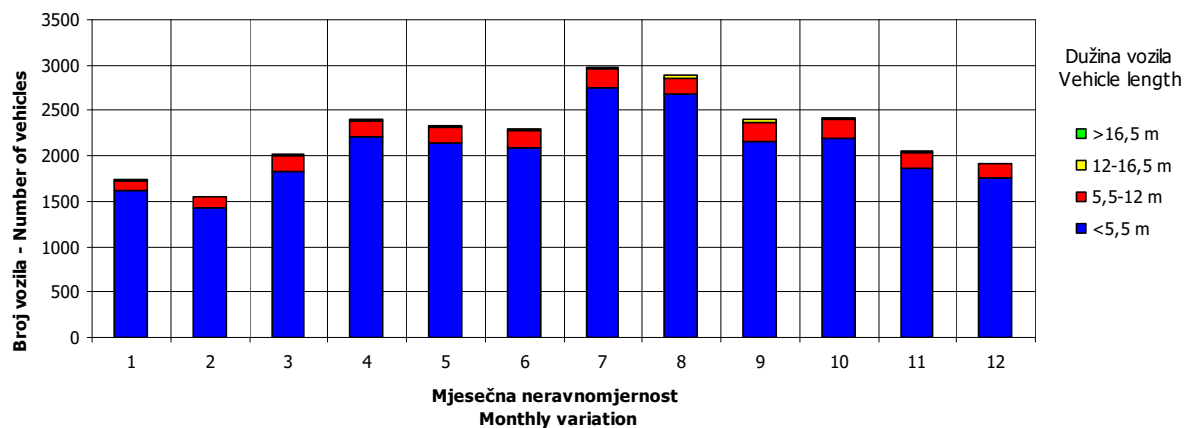
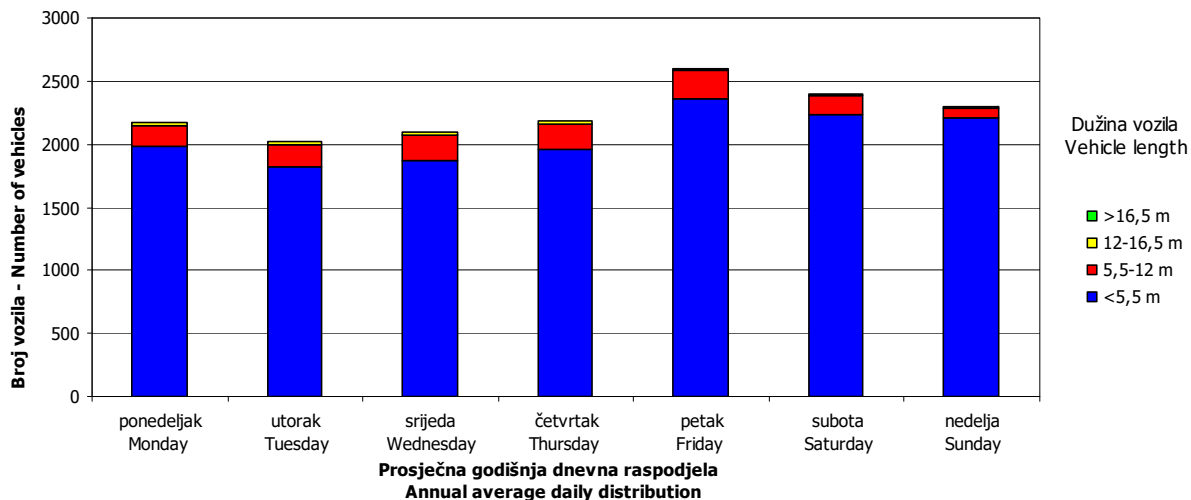
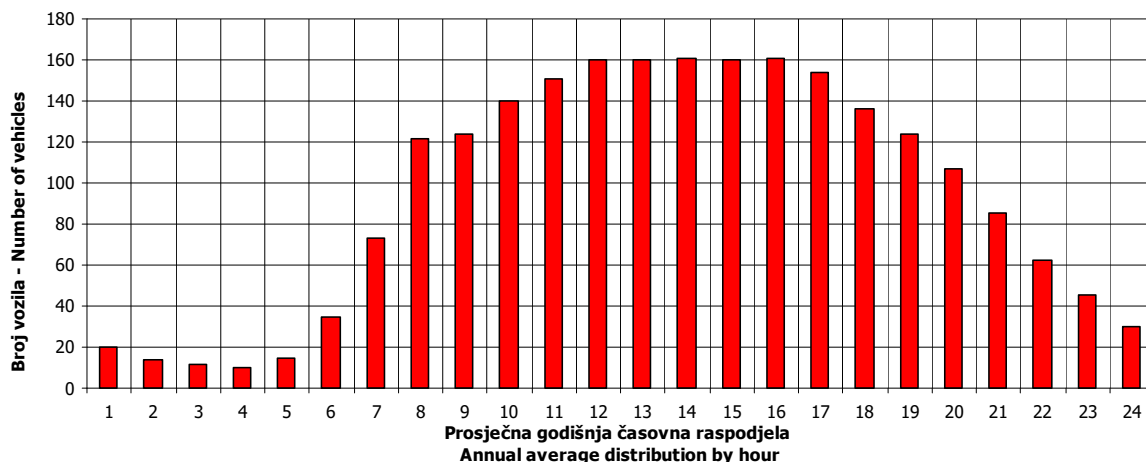


VREMENSKA RASPODJELA SAOBRAĆAJNOG TOKA TRAFFIC FLOW TIME DISTRIBUTION

Automatski brojač broj - Automatic counter number
 Lokalizet - Location / Stacionaža - Mileage [km+m]
 Broj puta - Road number / Dionica - Section

000005
 Donji Jelovac / 20+296,00
 M 15 (MII-501) / Kozarska Dubica 1 -
 Prijedor

PGDS 2260 voz/dan AADT 2260 veh/day

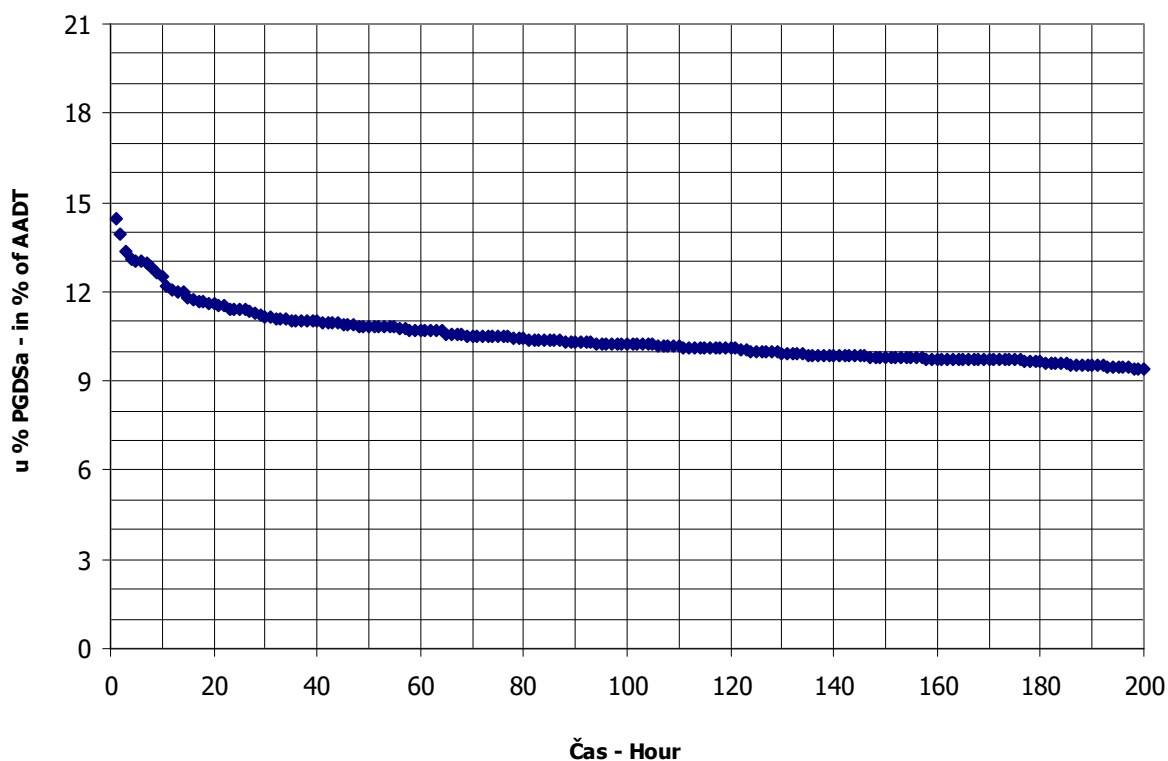


SATNA DISTRIBUCIJA SAOBRAĆAJNOG TOKA TRAFFIC FLOW HOURLY DISTRIBUTION

Automatski brojač broj - Automatic counter number
 Lokalitet - Location / Stacionaža - Mileage [km+m]
 Broj puta - Road number / Dionica - Section

000005
 Donji Jelovac / 20+296,00
 M 15 (MII-501) / Kozarska Dubica 1 -
 Prijedor

PGDS - AADT	2260 voz/dan - veh/day							
Čas - Hour	Maksimalni vršni sat - Maximum peak hour	10	20	30	40	50	100	200
Sat u danu - Hour of day	11	11	16	17	15	18	13	19
Sat u godini - Hour in year	2268	5076	5225	4938	8752	4771	2198	5108
Dan - Day of week	ponedeljak - Monday	subota - Saturday	petak - Friday	nedelja - Sunday	petak - Friday	nedelja - Sunday	petak - Friday	nedelja - Sunday
Datum - Date	4	30	5	24	30	17	1	31
Mjesec - Month	april - April	juli - July	avgust - August	juli - July	decembar - December	juli - July	april - April	juli - July
Vrijednost - Value	326	283	262	252	249	244	231	213
% - percent	14.43	12.52	11.59	11.15	11.02	10.80	10.22	9.43



BROJANJE VOZILA NA MREŽI PUTEVA U REPUBLICI SRPSKOJ – 2016. GODINA
VEHICLE COUNTING ON THE ROAD NETWORK OF THE REPUBLIC OF SRPSKA – YEAR 2016

MJESEČNI BROJ VOZILA
MONTHLY NUMBER OF VEHICLES

Automatski brojač broj - Automatic counter number
 Lokalitet - Location / Stacionaža - Mileage [km+m]
 Broj puta - Road number / Dionica - Section

000006
 Komlenac / 14+835,00
 M 14 (MI-100) / Kostajnica - Kozarska Dubica 1

6

	Mjesec - Month											
	Januar- January	Februar- February	Mart- March	April- April	Maj- May	Jun- June	Juli- July	August- August	Septembar- September	Oktober- October	Novembar- November	Decembar- December
1	850	901	1048	1301	1320	1459	1510	2031	1464	1536	1235	1105
2	1130	925	1274	1550	1296	1331	1589	1583	1515	1188	1382	1330
3	982	1071	1090	1270	1349	1376	1307	1710	1623	1336	1330	1157
4	1344	995	1228	1714	1529	1422	1424	1674	1460	1265	1345	873
5	1256	1058	1354	1348	1511	1121	1375	1750	1410	1409	1377	1060
6	1162	888	951	1590	1569	1185	1728	1907	1355	1319	1122	1077
7	843	576	1088	1332	1548	1135	1408	1595	1599	1392	1312	1288
8	1128	828	975	1457	1154	1352	1458	1656	1274	1467	1163	1096
9	1051	911	755	1493	1338	1319	1529	1575	1411	1216	1290	1061
10	868	987	718	1241	1182	1429	1492	1773	1437	1271	1125	1048
11	1171	852	1043	1216	1559	1438	1691	1635	1109	1252	1385	813
12	960	1075	1135	1166	1357	1171	1526	1788	1382	1461	1380	1079
13	1233	807	901	1353	1465	1306	1583	1820	1439	1311	1160	1037
14	1068	748	1174	1299	1333	1332	1375	1642	1570	1404	1261	1180
15	1142	965	1089	1306	985	1419	1815	1600	1385	1531	1306	1065
16	1167	997	1274	1430	1262	1313	1912	1551	1471	1126	1414	1029
17	831	1174	1235	1115	1258	1492	1477	1849	1491	1151	1290	967
18	1142	1009	1370	1231	1437	1565	1518	1892	1020	1201	1366	891
19	1038	1140	1330	1247	1344	1089	1562	1708	1278	1405	1496	1063
20	1237	1103	1069	1441	1257	1097	1774	1561	1468	1269	1163	1141
21	1117	882	1201	1241	1572	1243	1604	1448	1415	1331	1186	1332
22	1040	1066	1199	1357	1529	1283	1745	1613	1418	1391	1086	1143
23	1096	1085	1340	1365	1548	1279	1627	1458	1499	1133	1318	1263
24	769	1229	1203	1176	1301	1410	1497	1645	1405	1250	1138	1299
25	1126	1108	1302	1298	1429	1403	1689	1417	1100	1092	1218	959
26	1034	1266	1396	1393	1261	1069	1562	1695	1418	1481	1385	1165
27	965	1252	1175	1492	1450	1335	1833	1722	1223	1235	922	1138
28	910	1133	1241	1358	1489	1225	1721	1285	1404	1356	1165	1165
29	1046	1245	1260	1668	1199	1450	1724	1392	1321	1548	1073	1372
30	1068		1523	1289	1172	1467	1934	1304	1527	1162	1233	1339
31	592		1449		1229		1842	1570		1463		1204
Ukupno- Total	32355	29266	36375	40764	42226	39513	49859	50876	41938	40981	37639	34740
Prosjek- Average	1044	1009	1173	1359	1362	1317	1608	1641	1398	1322	1255	1121
Godišnji prosjek (PGDS) - Annual average (AADT)												1302

BROJANJE VOZILA NA MREŽI PUTEVA U REPUBLICI SRPSKOJ – 2016. GODINA
VEHICLE COUNTING ON THE ROAD NETWORK OF THE REPUBLIC OF SRPSKA – YEAR 2016

STRUKTURA SAOBRAĆAJNOG TOKA
TRAFFIC FLOW COMPOSITION

Automatski brojač broj - Automatic counter number
 Lokalizet - Location / Stacionaža - Mileage [km+m]
 Broj puta - Road number / Dionica - Section

000006
 Komlenac / 14+835,00
 M 14 (MI-100) / Kostajnica - Kozarska
 Dubica 1

Mjesec - Month	Smjer - Direction	Dužina vozila - Vehicle length								Ukupno - Total
		< 5,5 m	(%)	5,5 - 12 m	(%)	12 - 16,5 m	(%)	< 16,5 m	(%)	
Januar - January	I	15152	93.1	946	5.8	166	1.0	4	0.0	16268
	II	14991	93.2	902	5.6	189	1.2	4	0.0	16086
	ukupno - total	30143	93.2	1849	5.7	355	1.1	8	0.0	32355
Februar - February	I	13480	91.3	1100	7.4	189	1.3	2	0.0	14771
	II	13239	91.3	1028	7.1	226	1.6	2	0.0	14495
	ukupno - total	26719	91.3	2128	7.3	415	1.4	4	0.0	29266
Mart - March	I	16421	89.9	1559	8.5	277	1.5	4	0.0	18261
	II	16454	90.8	1376	7.6	278	1.5	5	0.0	18114
	ukupno - total	32875	90.4	2936	8.1	556	1.5	9	0.0	36375
April - April	I	18295	91.1	1528	7.6	264	1.3	2	0.0	20089
	II	18897	91.4	1447	7.0	331	1.6	1	0.0	20676
	ukupno - total	37192	91.2	2975	7.3	595	1.5	3	0.0	40764
Maj - May	I	19462	91.8	1445	6.8	277	1.3	8	0.0	21192
	II	19373	92.1	1344	6.4	310	1.5	7	0.0	21034
	ukupno - total	38834	92.0	2789	6.6	588	1.4	15	0.0	42226
Juni - June	I	17960	91.1	1416	7.2	326	1.7	6	0.0	19707
	II	18061	91.2	1352	6.8	391	2.0	1	0.0	19806
	ukupno - total	36021	91.2	2768	7.0	716	1.8	7	0.0	39513
Juli - July	I	22772	91.5	1772	7.1	330	1.3	2	0.0	24876
	II	22910	91.7	1715	6.9	357	1.4	2	0.0	24983
	ukupno - total	45682	91.6	3487	7.0	686	1.4	4	0.0	49859
Avgust - August	I	23807	92.0	1701	6.6	374	1.4	5	0.0	25887
	II	23037	92.2	1594	6.4	356	1.4	2	0.0	24989
	ukupno - total	46844	92.1	3295	6.5	729	1.4	7	0.0	50876
Septembar - September	I	18649	88.4	2034	9.6	408	1.9	8	0.0	21099
	II	18546	89.0	1883	9.0	408	2.0	2	0.0	20838
	ukupno - total	37195	88.7	3917	9.3	816	1.9	10	0.0	41938
Oktobar - October	I	18334	89.3	1836	8.9	360	1.8	5	0.0	20535
	II	18413	90.1	1658	8.1	371	1.8	5	0.0	20446
	ukupno - total	36747	89.7	3494	8.5	730	1.8	10	0.0	40981
Novembar - November	I	16825	88.6	1749	9.2	403	2.1	5	0.0	18982
	II	16666	89.3	1582	8.5	405	2.2	4	0.0	18657
	ukupno - total	33491	89.0	3331	8.9	808	2.1	9	0.0	37639
Decembar - December	I	15781	90.0	1449	8.3	311	1.8	3	0.0	17544
	II	15638	90.9	1264	7.3	289	1.7	4	0.0	17195
	ukupno - total	31419	90.4	2713	7.8	601	1.7	7	0.0	34740
Ukupno (godišnje) - Total (annual)	I	216937	90.7	18536	7.7	3684	1.5	54	0.0	239211
	II	216226	91.1	17145	7.2	3910	1.6	39	0.0	237321
	ukupno - total	433164	90.9	35681	7.5	7594	1.6	93	0.0	476532
Prosjeak (PGDS) - Average (AADT)	I	593	90.7	51	7.7	10	1.5	0	0.0	654
	II	591	91.1	47	7.2	11	1.6	0	0.0	648
	ukupno - total	1184	90.9	97	7.5	21	1.6	0	0.0	1302

BRONANJE VOZILA NA MREŽI PUTEVA U REPUBLICI SRPSKOJ – 2016. GODINA
VEHICLE COUNTING ON THE ROAD NETWORK OF THE REPUBLIC OF SRPSKA – YEAR 2016

SAOBRAĆAJNI POKAZATELJI

Automatski brojač broj Lokalityet / Stacionaža [km+m] Broj puta / Dionica
 000006
 Komlenac / 14+835,00
 M 14 (VI-100) / Kostajnica - Kozarska Dubica 1

Mjesec	Smjer	minimalni čas			maksimalni čas			minimalni dan			maksimalni dan			dnevni prosjek (05-21 h)	noćni prosjek (21-05 h)	prosijek radnim danom	prosijek vikendom	ljetni prosjek
		datum/dan	čas	voz/h	datum/dan	čas	voz/h	datum/dan	voz/dan	datum/dan	voz/dan							
Januar	I	ponedeljak/4.	4	0	subota/30.	17	90	nedelja/31.	267	ponedeljak/4.	653	465	60	554	485			
	II	petak/8.	0	0	subota/2.	12	66	nedelja/31.	325	ponedeljak/4.	691	458	61	555	470			
	I+II	srijeda/20.	2	0	ponedeljak/4.	13	117	nedelja/31.	592	ponedeljak/4.	1344	923	121	1109	955			
Februar	I	ponedeljak/1.	3	0	petak/12.	15	86	nedelja/7.	310	petak/26.	646	467	43	525	469			
	II	ponedeljak/1.	3	0	petak/12.	12	107	nedelja/7.	266	ponedeljak/29.	635	456	44	518	454			
	I+II	ponedeljak/1.	3	0	petak/12.	12	144	nedelja/7.	576	petak/26.	1266	923	86	1042	924			
Mart	I	ponedeljak/7.	2	0	srijeda/30.	7	71	srijeda/9.	373	srijeda/30.	764	538	51	591	584			
	II	utorak/1.	3	0	subota/26.	15	87	četvrtak/10.	340	srijeda/30.	759	532	52	586	580			
	I+II	ponedeljak/21.	3	0	subota/26.	15	123	četvrtak/10.	718	srijeda/30.	1523	1070	104	1177	1164			
April	I	utorak/5.	1	0	subota/9.	10	74	nedelja/17.	572	petak/29.	810	600	70	667	675			
	II	utorak/5.	3	0	ponedeljak/4.	17	125	nedelja/17.	543	ponedeljak/4.	1057	615	73	690	685			
	I+II	utorak/5.	3	0	ponedeljak/4.	17	184	nedelja/17.	1115	ponedeljak/4.	1714	1215	143	1357	1360			
Maj	I	srijeda/4.	2	0	subota/28.	16	93	nedelja/15.	503	ponedeljak/23.	835	599	85	688	675			
	II	ponedeljak/2.	2	0	srijeda/11.	11	87	nedelja/15.	482	subota/21.	840	602	77	685	667			
	I+II	srijeda/11.	2	0	subota/18.	10	140	nedelja/15.	985	subota/21.	1572	1201	161	1373	1342			
Juni	I	srijeda/8.	3	0	subota/18.	18	94	ponedeljak/20.	548	subota/18.	802	570	87	661	646	657		
	II	utorak/7.	3	0	srijeda/15.	10	72	nedelja/26.	508	petak/17.	776	583	78	668	639	660		
	I+II	ponedeljak/20.	3	0	subota/18.	18	133	nedelja/26.	1069	subota/18.	1565	1152	165	1329	1285	1317		
Juli	I	utorak/19.	2	0	subota/30.	12	91	nedelja/3.	671	srijeda/27.	942	679	123	803	801	802		
	II	utorak/5.	3	0	subota/2.	11	94	nedelja/3.	636	subota/30.	1022	689	117	799	820	805		
	I+II	utorak/19.	2	1	subota/30.	12	184	nedelja/3.	1307	subota/30.	1934	1368	240	1601	1621	1607		
Avgust	I	srijeda/3.	3	0	subota/13.	19	117	utorak/30.	646	ponedeljak/1.	1057	721	114	832	841	834		
	II	srijeda/3.	4	0	petak/5.	14	83	nedelja/28.	581	četvrtak/18.	1015	699	107	814	782	806		
	I+II	ponedeljak/29.	2	0	subota/13.	19	160	nedelja/28.	1285	ponedeljak/1.	2031	1420	221	1646	1623	1640		
Septembar	I	četvrtak/1.	4	0	petak/30.	19	92	nedelja/11.	565	subota/3.	819	633	70	712	675	702		
	II	četvrtak/1.	3	0	srijeda/14.	11	76	nedelja/18.	452	srijeda/7.	804	624	70	708	655	694		
	I+II	ponedeljak/5.	3	0	nedelja/4.	19	134	nedelja/18.	1020	subota/3.	1623	1257	140	1420	1331	1396		
Oktobar	I	utorak/4.	1	0	subota/15.	14	83	utorak/25.	544	subota/29.	773	599	63	657	673			
	II	ponedeljak/3.	2	0	subota/29.	10	74	nedelja/23.	530	subota/1.	793	599	60	660	657			
	I+II	utorak/4.	4	0	subota/15.	14	149	utorak/25.	1092	subota/29.	1548	1198	123	1317	1330			
Novembar	I	srijeda/2.	3	0	subota/26.	17	137	nedelja/27.	457	subota/19.	780	577	68	632	631			
	II	utorak/1.	3	0	petak/4.	14	74	nedelja/27.	465	subota/19.	716	564	71	627	612			
	I+II	srijeda/2.	3	0	subota/26.	17	170	nedelja/27.	922	subota/19.	1496	1140	139	1259	1243			
Decembar	I	četvrtak/1.	3	0	četvrtak/29.	10	72	nedelja/11.	426	četvrtak/29.	692	514	52	587	516			
	II	četvrtak/1.	3	0	subota/31.	11	72	nedelja/11.	387	četvrtak/29.	680	507	48	574	507			
	I+II	četvrtak/1.	3	0	subota/31.	11	123	nedelja/11.	813	četvrtak/29.	1372	1020	100	1160	1023			
Godina	I	ponedeljak/4.1.	4	0	subota/26.11.	17	137	nedelja/31.1.	267	ponedeljak/1.8.	1057	580	74	659	639	749		
	II	petak/8.1.	0	0	ponedeljak/4.4.	17	125	nedelja/7.2.	266	ponedeljak/4.4.	1057	577	71	657	627	741		
	I+II	srijeda/20.1.	2	0	ponedeljak/4.4.	17	184	nedelja/7.2.	576	ponedeljak/1.8.	2031	1157	145	1316	1267	1490		

BROJANJE VOZILA NA MREŽI PUTEVA U REPUBLICI SRPSKOJ – 2016. GODINA
VEHICLE COUNTING ON THE ROAD NETWORK OF THE REPUBLIC OF SRPSKA – YEAR 2016

TRAFFIC PARAMETERS

Automatic counter number
 Location / Mileage [km+m]
 Road number / Section

000006

Komlenac / 14+835,00

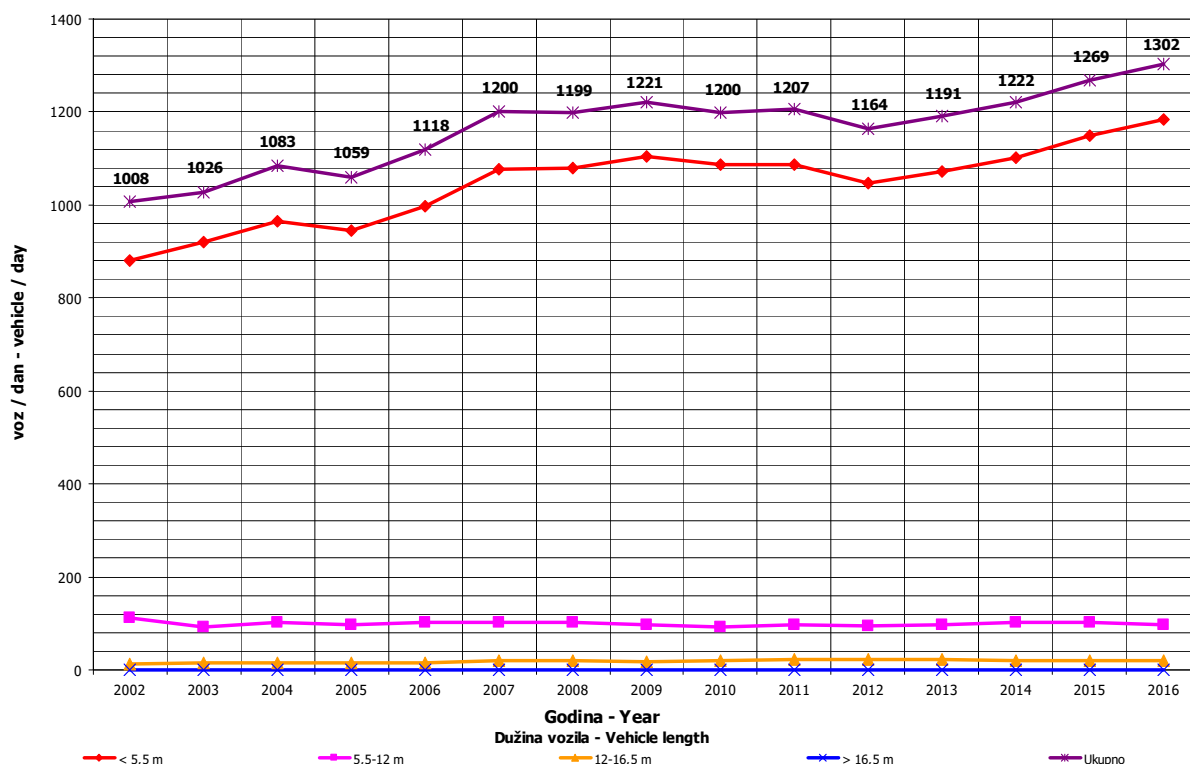
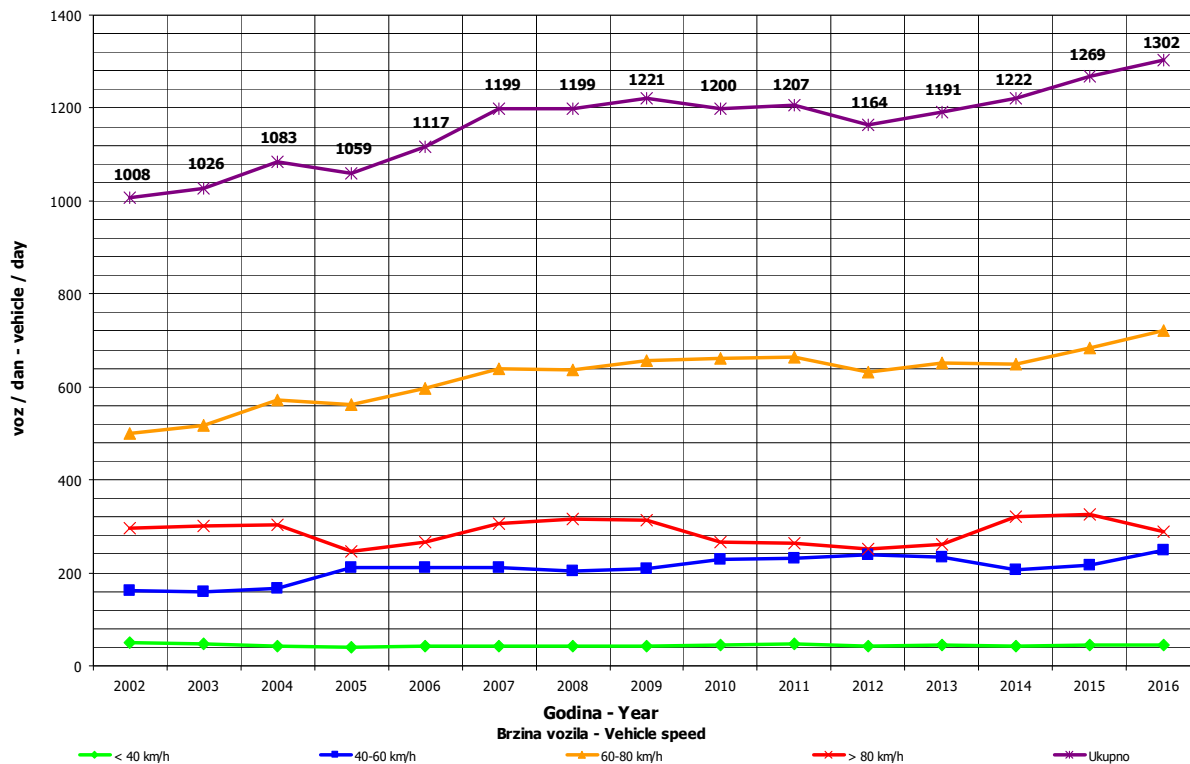
M 14 (MI-100) / Kostajnica - Kozarska Dubica 1

Month	Direction	minimum hour		maximum hour		veh/h	minimum day		maximum day		day time average (5-21 h)	night average (21-05 h)	working day average	weekend average	summer average
		date/day	hour	date/day	hour		date/day	veh/day	date/day	veh/day					
January	I	4/Monday	4	30/Saturday	17	90	31/Sunday	267	4/Monday	653	465	60	554	485	
	II	8/Friday	0	2/Saturday	12	66	31/Sunday	325	4/Monday	691	458	61	555	470	
	I+II	20/Wednesday	2	4/Monday	13	117	31/Sunday	592	4/Monday	1344	923	121	1109	955	
February	I	1/Monday	3	12/Friday	15	86	7/Sunday	310	26/Friday	646	467	43	525	469	
	II	1/Monday	3	12/Friday	12	107	7/Sunday	266	29/Monday	635	456	44	518	454	
	I+II	1/Monday	3	12/Friday	12	144	7/Sunday	576	26/Friday	1266	923	86	1042	924	
March	I	7/Monday	2	30/Wednesday	7	71	9/Wednesday	373	30/Wednesday	764	538	51	591	584	
	II	1/Tuesday	3	26/Saturday	15	87	10/Thursday	340	30/Wednesday	759	532	52	586	580	
	I+II	21/Monday	3	26/Saturday	15	123	10/Thursday	718	30/Wednesday	1523	1070	104	1177	1164	
April	I	5/Tuesday	1	9/Saturday	10	74	17/Sunday	572	29/Friday	810	600	70	667	675	
	II	5/Tuesday	3	4/Monday	17	125	17/Sunday	543	4/Monday	1057	615	73	690	685	
	I+II	5/Tuesday	3	4/Monday	17	184	17/Sunday	1115	4/Monday	1714	1215	143	1357	1360	
May	I	4/Wednesday	2	28/Saturday	16	93	15/Sunday	503	23/Monday	835	599	85	688	675	
	II	2/Monday	2	11/Wednesday	11	87	15/Sunday	482	21/Saturday	840	602	77	685	667	
	I+II	11/Wednesday	2	21/Saturday	10	140	15/Sunday	985	21/Saturday	1572	1201	161	1373	1342	
June	I	8/Wednesday	3	18/Saturday	18	94	20/Monday	548	18/Saturday	802	570	87	661	646	657
	II	7/Tuesday	3	15/Wednesday	10	72	26/Sunday	508	17/Friday	776	583	78	668	639	660
	I+II	20/Monday	2	18/Saturday	18	133	26/Sunday	1069	18/Saturday	1565	1152	165	1329	1285	1317
July	I	19/Tuesday	3	30/Saturday	12	91	3/Sunday	671	27/Wednesday	942	679	123	803	801	802
	II	5/Tuesday	3	2/Saturday	11	94	3/Sunday	636	30/Saturday	1022	689	117	799	820	805
	I+II	19/Tuesday	2	30/Saturday	12	184	3/Sunday	1307	30/Saturday	1934	1368	240	1601	1621	1607
August	I	3/Wednesday	3	13/Saturday	19	117	30/Tuesday	646	1/Monday	1057	721	114	832	841	834
	II	3/Wednesday	4	5/Friday	14	83	28/Sunday	581	18/Thursday	1015	699	107	814	782	806
	I+II	29/Monday	2	13/Saturday	19	160	28/Sunday	1285	1/Monday	2031	1420	221	1646	1623	1640
September	I	1/Thursday	4	30/Friday	19	92	11/Sunday	565	3/Saturday	819	633	70	712	675	702
	II	1/Thursday	3	14/Wednesday	11	76	18/Sunday	452	7/Wednesday	804	624	70	708	655	694
	I+II	5/Monday	3	4/Sunday	19	134	18/Sunday	1020	3/Saturday	1623	1257	140	1420	1331	1396
October	I	4/Tuesday	1	15/Saturday	14	83	25/Tuesday	544	29/Saturday	773	599	63	657	673	
	II	3/Monday	2	29/Saturday	10	74	23/Sunday	530	1/Saturday	793	599	60	660	657	
	I+II	4/Tuesday	4	15/Saturday	14	149	25/Tuesday	1092	29/Saturday	1548	1198	123	1317	1330	
November	I	2/Wednesday	3	26/Saturday	17	137	27/Sunday	457	19/Saturday	780	577	68	632	631	
	II	1/Tuesday	3	4/Friday	14	74	27/Sunday	465	19/Saturday	716	564	71	627	612	
	I+II	2/Wednesday	3	26/Saturday	17	170	27/Sunday	922	19/Saturday	1496	1140	139	1259	1243	
December	I	1/Thursday	3	29/Thursday	10	72	11/Sunday	426	29/Thursday	692	514	52	587	516	
	II	1/Thursday	3	31/Saturday	11	72	11/Sunday	387	29/Thursday	680	507	48	574	507	
	I+II	1/Thursday	3	31/Saturday	11	123	11/Sunday	813	29/Thursday	1372	1020	100	1160	1023	
Year	I	January 4/Monday	4	November 26/Saturday	17	137	January 31/Sunday	267	August 1/Monday	1057	580	74	659	639	749
	II	January 8/Friday	0	April 4/Monday	17	125	February 7/Sunday	266	April 4/Monday	1057	577	71	657	627	741
	I+II	January 20/Wednesday	2	April 4/Monday	17	184	February 7/Sunday	576	August 1/Monday	2031	1157	145	1316	1267	1490

GODIŠNJA NERAVNOMJERNOST SAOBRAĆAJNOG TOKA TRAFFIC FLOW ANNUAL VARIATION

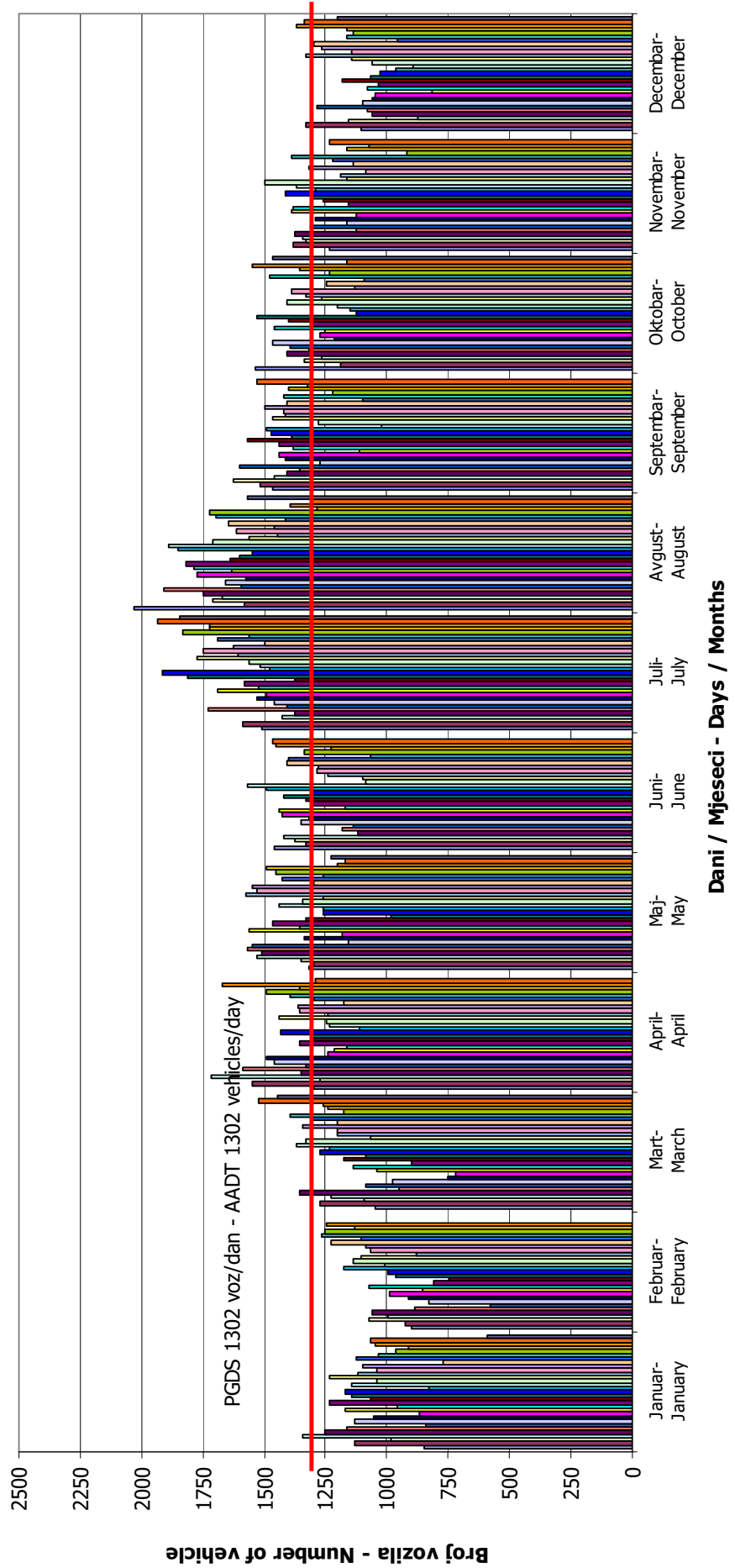
Automatski brojač broj - Automatic counter number
 Lokalitet - Location / Stacionaža - Mileage [km+m]
 Broj puta - Road number / Dionica - Section

000006
 Komlenac / 14+835,00
 M 14 (MI-100) / Kostajnica - Kozarska
 Dubica 1



**DNEVNA NERAVNOMJERNOST SAOBRAĆAJNOG TOKA
 TRAFFIC FLOW DAILY VARIATION**

Automatski brojač broj - Automatic counter number 000006
 Lokalizet - Location / Stacionaža - Mileage [km+tm] Komlenac / 14+835,00
 Broj puta - Road number/ Dionica - Section M 14 (MI-100) / Kostajnica - Kozarska Dubica 1



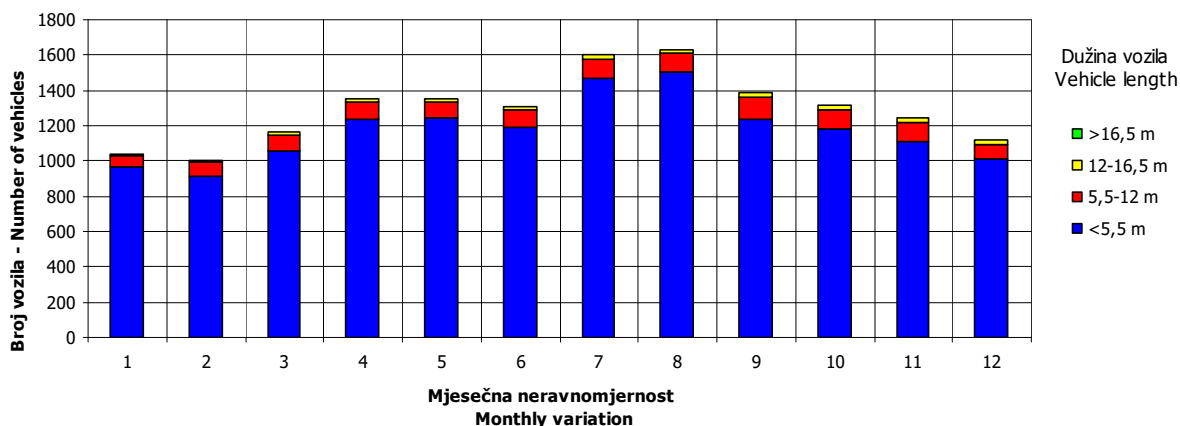
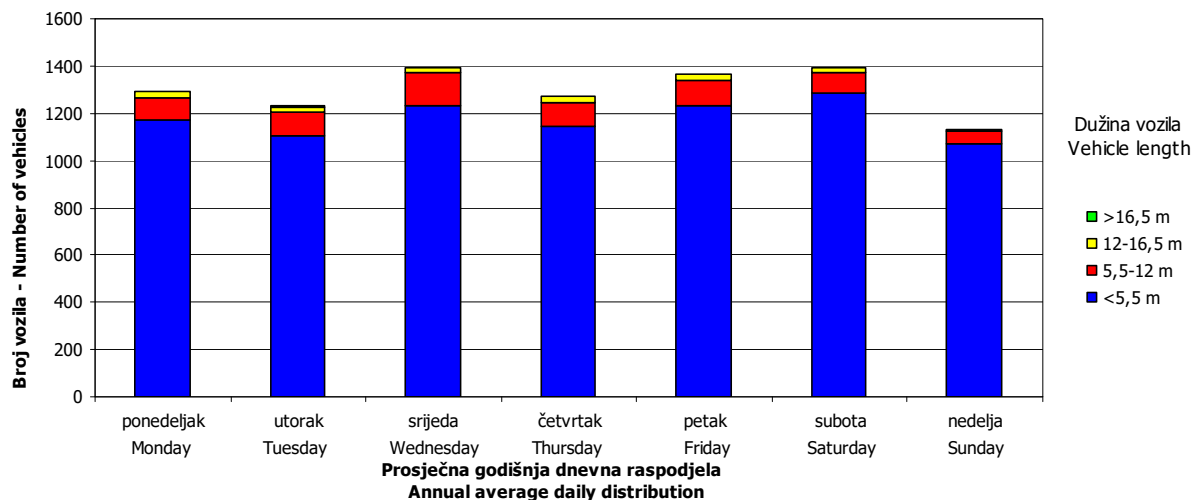
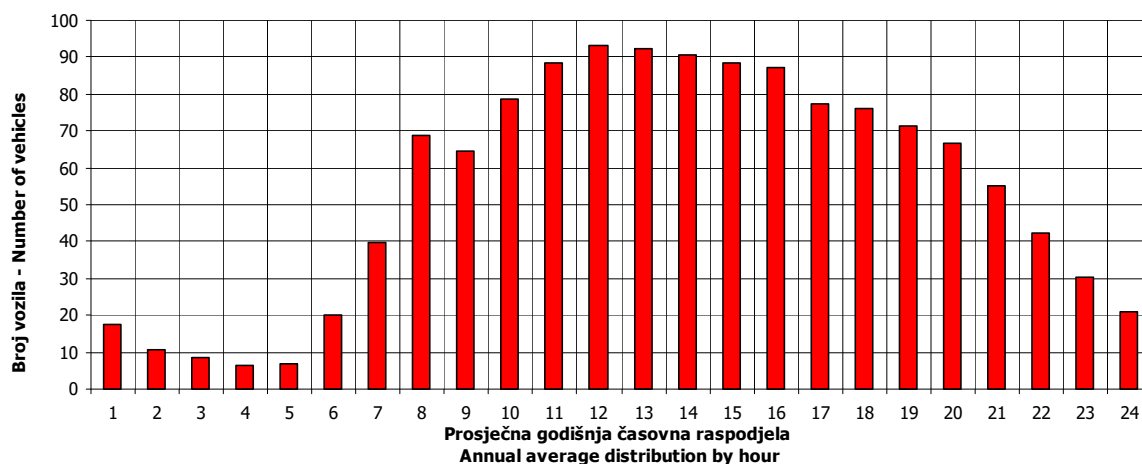
VREMENSKA RASPODJELA SAOBRAĆAJNOG TOKA TRAFFIC FLOW TIME DISTRIBUTION

Automatski brojač broj - Automatic counter number
 Lokalizet - Location / Stacionaža - Mileage [km+m]
 Broj puta - Road number / Dionica - Section

000006
 Komlenac / 14+835,00
 M 14 (MI-100) / Kostajnica - Kozarska
 Dubica 1

6

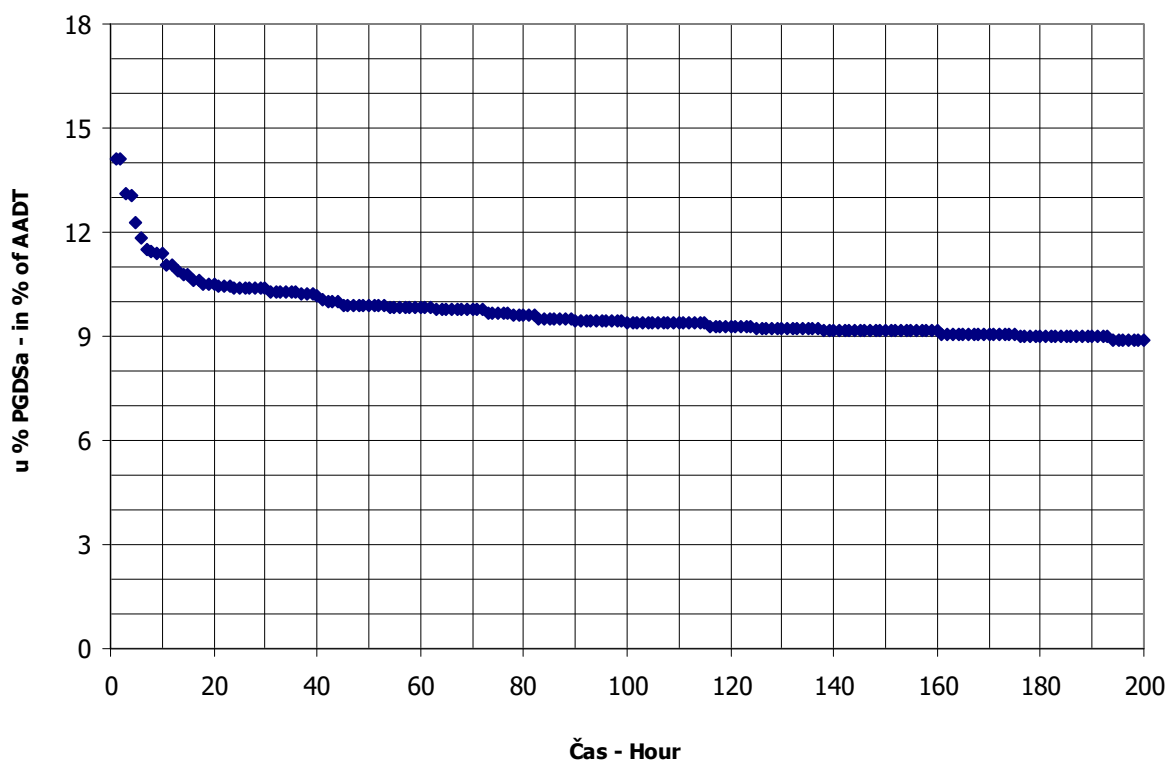
PGDS 1302 voz/dan AADT 1302 veh/day



SATNA DISTRIBUCIJA SAOBRAĆAJNOG TOKA TRAFFIC FLOW HOURLY DISTRIBUTION

Automatski brojač broj - Automatic counter number 000006
 Lokalizet - Location / Stacionaža - Mileage [km+m] Komlenac / 14+835,00
 Broj puta - Road number / Dionica - Section M 14 (MI-100) / Kostajnica - Kozarska Dubica 1

PGDS - AADT	1302 voz/dan - veh/day							
Čas - Hour	Maksimalni vršni sat - Maximum peak hour	10	20	30	40	50	100	200
Sat u danu - Hour of day	17	14	12	14	13	17	12	18
Sat u godini - Hour in year	2274	5223	5749	5583	5078	5394	3157	5131
Dan - Day of week	ponedeljak - Monday	petak - Friday	subota - Saturday	subota - Saturday	subota - Saturday	petak - Friday	srijeda - Wednesday	ponedeljak - Monday
Datum - Date	4	5	27	20	30	12	11	1
Mjesec - Month	april - April	avgust - August	avgust - August	avgust - August	juli - July	avgust - August	maj - May	avgust - August
Vrijednost - Value	184	148	137	135	132	129	122	116
% - percent	14.14	11.37	10.53	10.37	10.14	9.91	9.37	8.91



BROJANJE VOZILA NA MREŽI PUTEVA U REPUBLICI SRPSKOJ – 2016. GODINA
VEHICLE COUNTING ON THE ROAD NETWORK OF THE REPUBLIC OF SRPSKA – YEAR 2016

MJESEČNI BROJ VOZILA
MONTHLY NUMBER OF VEHICLES

Automatski brojač broj - Automatic counter number
 Lokalitet - Location / Stacionaža - Mileage [km+m]
 Broj puta - Road number / Dionica - Section

000007
 Gašnica / 16+627,00
 M 14.1 (MI-102) / Draksenić - Vrbaška 1

	Mjesec - Month											
	Januar- January	Februar- February	Mart- March	April- April	Maj- May	Jun- June	Juli- July	August- August	Septembar- September	Oktober- October	Novembar- November	Decembar- December
1	972	1106	1411	3007	1928	1714	2026	2772	1797	1752	1725	1420
2	1422	1233	1503	2215	1548	1780	2047	2403	2044	1809	1437	1511
3	1550	1203	1396	1739	1817	1890	1856	2356	1838	1597	1563	1376
4	1762	1258	1496	3670	1917	1716	1721	2446	2066	1585	1739	1177
5	1710	1553	1438	1963	1884	1630	1810	2933	1738	1653	1616	1410
6	1262	1077	1210	1994	1905	1827	1907	2493	1776	1691	1583	1368
7	900	770	1493	1705	1801	1615	1806	2530	1838	2182	1547	1568
8	1486	1072	1424	1946	1973	1753	2271	2265	1723	1867	1516	1401
9	1490	1195	914	1623	1774	1801	2311	1976	1887	2182	1472	1447
10	1715	1195	1003	2239	1633	1953	2080	2003	1846	1747	1524	1242
11	1398	970	1366	1590	2033	1795	2015	2169	1847	1691	1946	1090
12	1195	1106	1301	1510	2220	1632	2123	2488	1779	1740	1648	1311
13	1492	731	1204	1529	2126	1657	1994	2080	1781	1683	1669	1403
14	1228	851	1496	1616	1858	1748	1920	2325	1702	2050	1640	1343
15	1516	1269	1510	1779	1845	1785	2479	2136	1848	1862	1502	1436
16	1272	1316	1538	1718	1630	1801	2340	1991	2006	1803	1679	1563
17	1104	1484	1503	1522	1565	1890	2266	2368	1732	1707	1547	1162
18	1296	1354	1730	1558	1637	1758	2078	3046	1590	1497	1823	1238
19	1350	1482	1602	1485	1657	1604	2144	2291	1670	1645	1689	1453
20	1431	1358	1426	1617	2019	1512	2257	2037	1978	1556	1666	1341
21	1347	1256	1528	1649	1861	1412	2027	2456	1846	2110	1477	1565
22	1351	1417	1614	2054	1643	1361	2602	1819	1772	1984	1433	2169
23	1247	1448	1598	1742	1950	2002	2385	1814	1893	1660	1554	2681
24	1063	1486	1453	1604	1814	1984	2523	1741	1816	1803	1552	1777
25	1383	1457	1811	1668	1684	1668	2325	1921	1587	2163	1595	1482
26	1370	1689	1522	1814	1749	2432	2347	2211	1669	1674	1559	1410
27	999	1500	1540	1867	1860	1579	2384	2120	1631	1707	1339	1769
28	1204	1270	1729	1820	1739	1622	2537	2028	1648	2970	1468	1788
29	1296	1447	1882	2495	1576	1757	3404	1838	1726	2276	1442	1938
30	1148		1916	2006	1515	1826	3148	1751	1978	2002	1479	2007
31	800		2242		1489		2998	1892		3155		1649
Ukupno- Total	40745	36521	46788	56797	55665	52519	70207	68764	54035	58839	47392	47470
Prosje- Average	1314	1259	1509	1893	1796	1751	2265	2218	1801	1898	1580	1531
Godišnji prosjek (PGDS) - Annual average (AADT)												1737

BROJANJE VOZILA NA MREŽI PUTEVA U REPUBLICI SRPSKOJ – 2016. GODINA
VEHICLE COUNTING ON THE ROAD NETWORK OF THE REPUBLIC OF SRPSKA – YEAR 2016

STRUKTURA SAOBRAĆAJNOG TOKA
TRAFFIC FLOW COMPOSITION

Automatski brojač broj - Automatic counter number
 Lokalizet - Location / Stacionaža - Mileage [km+m]
 Broj puta - Road number / Dionica - Section

000007
 Gašnica / 16+627,00
 M 14.1 (MI-102) / Draksenić - Vrbaška 1

Mjesec - Month	Smjer - Direction	Dužina vozila - Vehicle length								Ukupno - Total
		< 5,5 m	(%)	5,5 - 12 m	(%)	12 - 16,5 m	(%)	< 16,5 m	(%)	
Januar - January	I	17053	87.2	1910	9.8	580	3.0	5	0.0	19548
	II	18511	87.3	2076	9.8	600	2.8	10	0.0	21197
	ukupno - total	35563	87.3	3986	9.8	1180	2.9	15	0.0	40745
Februar - February	I	15185	83.5	2199	12.1	791	4.4	4	0.0	18179
	II	15065	82.1	2463	13.4	808	4.4	6	0.0	18343
	ukupno - total	30250	82.8	4662	12.8	1600	4.4	10	0.0	36521
Mart - March	I	19830	83.9	2796	11.8	1003	4.2	13	0.1	23642
	II	18999	82.1	3179	13.7	960	4.1	8	0.0	23146
	ukupno - total	38829	83.0	5975	12.8	1963	4.2	21	0.0	46788
April - April	I	24574	86.4	2902	10.2	959	3.4	11	0.0	28446
	II	24091	85.0	3230	11.4	1024	3.6	5	0.0	28351
	ukupno - total	48665	85.7	6133	10.8	1984	3.5	16	0.0	56797
Maj - May	I	23451	86.4	2730	10.1	966	3.6	10	0.0	27157
	II	24376	85.5	3133	11.0	996	3.5	4	0.0	28509
	ukupno - total	47827	85.9	5862	10.5	1962	3.5	14	0.0	55665
Juni - June	I	22524	86.8	2500	9.6	922	3.6	7	0.0	25953
	II	22685	85.4	2864	10.8	1008	3.8	9	0.0	26566
	ukupno - total	45209	86.1	5365	10.2	1930	3.7	16	0.0	52519
Juli - July	I	32383	89.7	2758	7.6	951	2.6	9	0.0	36101
	II	30040	88.1	3038	8.9	1012	3.0	15	0.0	34105
	ukupno - total	62423	88.9	5796	8.3	1963	2.8	24	0.0	70207
Avgust - August	I	30512	89.0	2805	8.2	947	2.8	9	0.0	34273
	II	30493	88.4	3031	8.8	955	2.8	11	0.0	34491
	ukupno - total	61006	88.7	5836	8.5	1902	2.8	20	0.0	68764
Septembar - September	I	22900	84.8	3042	11.3	1060	3.9	11	0.0	27013
	II	22794	84.4	3171	11.7	1048	3.9	9	0.0	27022
	ukupno - total	45694	84.6	6213	11.5	2107	3.9	20	0.0	54035
Oktobar - October	I	24753	85.3	3223	11.1	1027	3.5	9	0.0	29012
	II	25434	85.3	3332	11.2	1052	3.5	9	0.0	29827
	ukupno - total	50187	85.3	6555	11.1	2079	3.5	18	0.0	58839
Novembar - November	I	19583	83.1	3023	12.8	930	3.9	19	0.1	23555
	II	19882	83.4	3028	12.7	917	3.8	10	0.0	23837
	ukupno - total	39465	83.3	6051	12.8	1847	3.9	29	0.1	47392
Decembar - December	I	21113	84.9	2904	11.7	808	3.3	30	0.1	24856
	II	18913	83.6	2874	12.7	796	3.5	30	0.1	22613
	ukupno - total	40026	84.3	5779	12.2	1605	3.4	60	0.1	47470
Ukupno (godišnje) - Total (annual)	I	273860	86.2	32793	10.3	10945	3.4	138	0.0	317736
	II	271283	85.3	35419	11.1	11177	3.5	127	0.0	318006
	ukupno - total	545143	85.7	68212	10.7	22123	3.5	264	0.0	635742
Prosjeak (PGDS) - Average (AADT)	I	748	86.2	90	10.3	30	3.4	0	0.0	868
	II	741	85.3	97	11.1	31	3.5	0	0.0	869
	ukupno - total	1489	85.7	186	10.7	60	3.5	1	0.0	1737

BRONANJE VOZILA NA MREŽI PUTEVA U REPUBLICI SRPSKOJ – 2016. GODINA
VEHICLE COUNTING ON THE ROAD NETWORK OF THE REPUBLIC OF SRPSKA – YEAR 2016

SAOBRAĆAJNI POKAZATELJI

000007
 Gašnica / 16+627,00
 M 14.1 (M1-102) / Draksenić - Vrbaška 1

Automatski brojač broj
 Lokalizet / Stacionaža [km+m]
 Broj puta / Dionica

Mjesec	Snjir	minimalni čas			maksimalni čas			minimalni dan		maksimalni dan		dnevni prosjek (05-21 h)	noćni prosjek (21-05 h)	prosjek radnim danom	prosjek vikendom	ljetni prosjek
		datum/dan	čas	voz/h	datum/dan	čas	voz/h	datum/dan	voz/dan							
Januar	I	srijeda/13.	0	0	subota/2.	10	77	nedjelja/31.	362	ponedeljak/4.	886	578	53	689	550	
	II	utorak/5.	3	0	nedjelja/10.	12	137	nedjelja/31.	438	nedjelja/10.	1161	630	54	689	676	
	I+II	ponedeljak/25.	2	0	nedjelja/10.	12	187	nedjelja/31.	800	ponedeljak/4.	1762	1208	107	1379	1227	
Februar	I	srijeda/3.	3	0	petak/5.	13	87	nedjelja/7.	366	petak/26.	867	583	44	665	530	
	II	ponedeljak/1.	1	0	srijeda/17.	12	81	subota/13.	358	petak/26.	822	591	42	656	572	
	I+II	ponedeljak/22.	2	0	srijeda/17.	12	147	subota/13.	731	petak/26.	1689	1175	86	1321	1102	
Mart	I	utorak/1.	0	0	četvrtak/31.	15	100	srijeda/9.	458	četvrtak/31.	1276	791	61	791	682	
	II	utorak/1.	2	0	četvrtak/31.	13	98	srijeda/9.	456	četvrtak/31.	966	689	58	755	723	
	I+II	utorak/1.	3	0	četvrtak/31.	13	176	srijeda/9.	914	četvrtak/31.	2242	1390	120	1546	1405	
April	I	petak/8.	2	0	nedjelja/10.	13	233	nedjelja/17.	702	petak/1.	2086	846	102	938	967	
	II	četvrtak/7.	3	0	ponedeljak/4.	14	300	utorak/19.	739	ponedeljak/4.	2711	866	78	954	923	
	I+II	srijeda/20.	2	0	ponedeljak/4.	14	368	utorak/19.	1485	ponedeljak/4.	3670	1712	179	1892	1890	
Maj	I	nedjelja/1.	3	1	srijeda/11.	14	96	nedjelja/15.	605	četvrtak/12.	1154	782	94	917	803	
	II	srijeda/4.	2	0	nedjelja/8.	15	159	utorak/31.	747	nedjelja/8.	1300	834	84	888	974	
	I+II	utorak/24.	2	1	nedjelja/15.	13	207	utorak/31.	1489	četvrtak/12.	2220	1617	178	1805	1777	
Juni	I	srijeda/22.	1	0	četvrtak/23.	19	102	nedjelja/26.	701	četvrtak/23.	1185	764	101	890	798	865
	II	ponedeljak/6.	3	0	nedjelja/26.	19	235	srijeda/22.	646	nedjelja/26.	1731	795	90	850	981	885
	I+II	srijeda/22.	3	1	nedjelja/26.	19	283	srijeda/22.	1361	četvrtak/26.	2432	1559	191	1740	1779	1750
Juli	I	četvrtak/7.	2	0	subota/30.	10	169	nedjelja/3.	845	petak/29.	2048	996	168	1156	1179	1163
	II	srijeda/6.	2	0	nedjelja/24.	15	149	ponedeljak/4.	839	nedjelja/31.	1655	968	132	1043	1216	1099
	I+II	četvrtak/7.	2	1	subota/30.	10	262	ponedeljak/4.	1721	petak/29.	3404	1963	299	2199	2395	2262
Avgust	I	ponedeljak/22.	4	0	petak/5.	20	142	nedjelja/28.	751	petak/5.	1684	944	160	1135	1018	1104
	II	četvrtak/11.	2	0	nedjelja/21.	14	152	srijeda/24.	857	nedjelja/21.	1542	991	120	1067	1241	1112
	I+II	četvrtak/25.	2	3	ponedeljak/1.	12	219	srijeda/24.	1741	četvrtak/18.	3046	1936	281	2201	2259	2216
Septembar	I	ponedeljak/5.	3	0	utorak/20.	17	100	nedjelja/18.	659	petak/2.	1115	815	85	929	825	901
	II	četvrtak/1.	2	0	utorak/20.	13	139	utorak/27.	825	nedjelja/4.	1176	818	83	877	966	901
	I+II	ponedeljak/5.	3	0	utorak/20.	13	204	nedjelja/25.	1587	nedjelja/4.	2066	1633	169	1806	1790	1802
Oktobar	I	srijeda/12.	3	0	petak/28.	22	254	nedjelja/16.	710	petak/28.	2038	827	109	946	915	
	II	nedjelja/2.	4	0	ponedeljak/31.	15	224	utorak/18.	756	ponedeljak/31.	2298	880	82	940	1005	
	I+II	srijeda/12.	3	0	ponedeljak/31.	15	279	utorak/18.	1497	ponedeljak/31.	3155	1706	190	1886	1920	
Novembar	I	srijeda/9.	4	0	petak/11.	18	101	nedjelja/27.	571	petak/11.	1056	718	81	803	745	
	II	utorak/1.	3	0	nedjelja/20.	14	114	utorak/29.	709	nedjelja/20.	1013	734	77	777	838	
	I+II	četvrtak/10.	2	0	nedjelja/20.	14	164	nedjelja/27.	1339	petak/11.	1946	1453	157	1580	1583	
Decembar	I	petak/2.	4	0	petak/23.	15	152	nedjelja/11.	490	petak/23.	1771	732	71	856	672	
	II	petak/2.	3	0	petak/23.	14	107	subota/17.	551	četvrtak/29.	941	672	58	749	683	
	I+II	utorak/20.	2	0	petak/23.	14	250	nedjelja/11.	1090	petak/23.	2681	1404	128	1605	1355	
Godina	I	srijeda/13.1.	0	0	petak/28.10.	22	254	nedjelja/31.1.	362	petak/1.4.	2086	774	94	893	807	1008
	II	utorak/5.1.	3	0	ponedeljak/4.4.	14	300	subota/13.2.	358	ponedeljak/4.4.	2711	789	80	854	900	999
	I+II	ponedeljak/25.1.	2	0	ponedeljak/4.4.	14	368	subota/13.2.	731	ponedeljak/4.4.	3670	1563	174	1747	1707	2008

BROJANJE VOZILA NA MREŽI PUTEVA U REPUBLICI SRPSKOJ – 2016. GODINA
VEHICLE COUNTING ON THE ROAD NETWORK OF THE REPUBLIC OF SRPSKA – YEAR 2016

TRAFFIC PARAMETERS

Automatic counter number
 Location / Mileage [km+m]
 Road number / Section

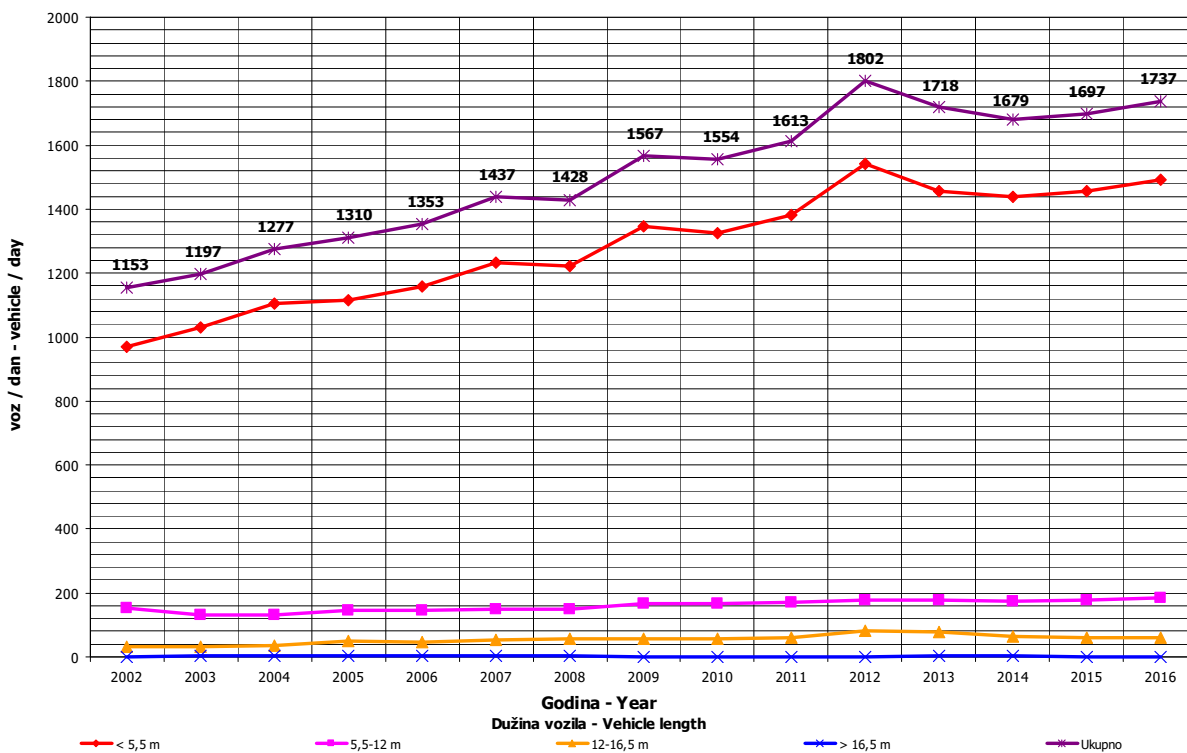
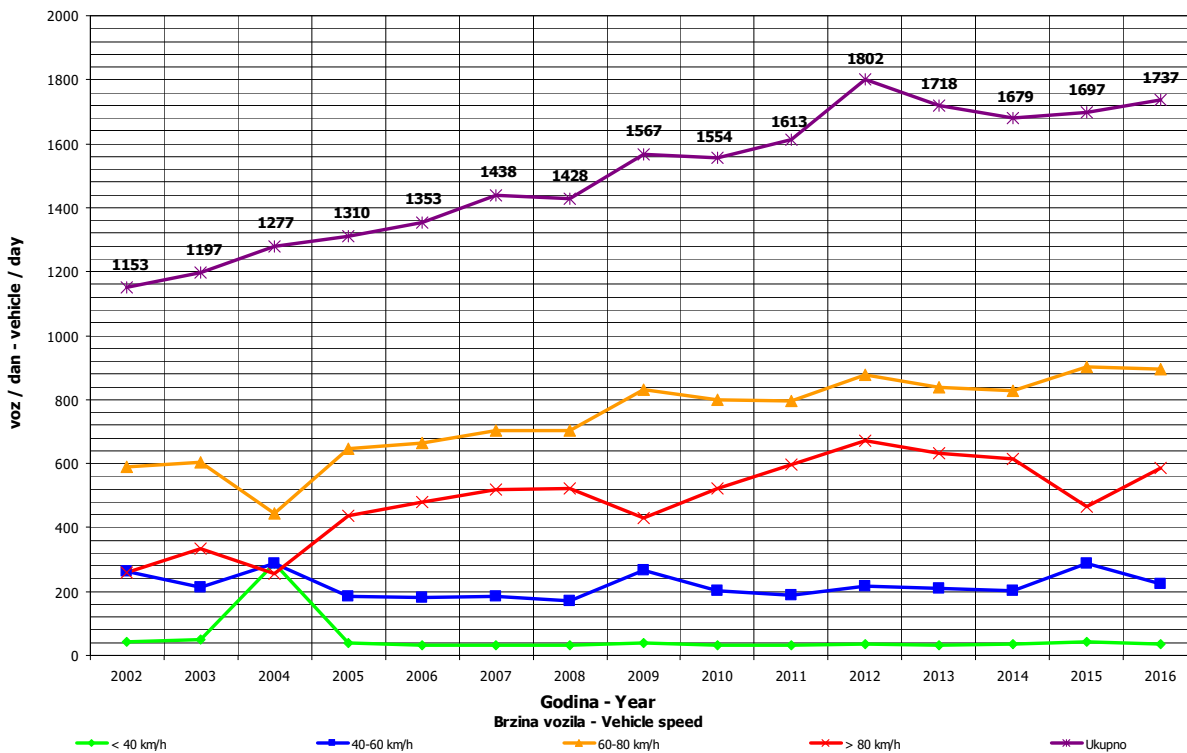
000007
 Gašnica / 16+627,00
 M 14.1 (M1-102) / Draksenić - Vrbaška 1

Month	Direction	minimum hour		maximum hour		veh/h	minimum day		maximum day		veh/day	day time average (5-21 h)	night average (21-05 h)	working day average	weekend average	summer average
		date/day	hour	date/day	hour		date/day	veh/day	date/day	veh/day						
January	I	13/Wednesday	0	2/Saturday	10	77	31/Sunday	362	4/Monday	886	578	53	689	550		
	II	5/Tuesday	3	10/Sunday	12	137	31/Sunday	438	10/Sunday	1161	630	54	689	676		
	I+II	25/Monday	2	10/Sunday	12	187	31/Sunday	800	4/Monday	1762	1208	107	1379	1227		
February	I	3/Wednesday	3	5/Friday	13	87	7/Sunday	366	26/Friday	867	583	44	665	530		
	II	1/Monday	1	17/Wednesday	12	81	13/Saturday	358	26/Friday	822	591	42	656	572		
	I+II	22/Monday	2	17/Wednesday	12	147	13/Saturday	731	26/Friday	1689	1175	86	1321	1102		
March	I	1/Tuesday	0	31/Thursday	15	100	9/Wednesday	458	31/Thursday	1276	701	61	791	682		
	II	1/Tuesday	2	31/Thursday	13	98	9/Wednesday	456	31/Thursday	966	689	58	755	723		
	I+II	1/Tuesday	2	31/Thursday	13	176	9/Wednesday	914	31/Thursday	2242	1390	120	1546	1405		
April	I	8/Friday	3	10/Sunday	13	233	17/Sunday	702	1/Friday	2086	846	102	938	967		
	II	7/Thursday	3	4/Monday	14	300	19/Tuesday	739	4/Monday	2711	866	78	954	923		
	I+II	20/Wednesday	2	4/Monday	14	368	19/Tuesday	1485	4/Monday	3670	1712	179	1892	1890		
May	I	1/Sunday	3	11/Wednesday	14	96	15/Sunday	605	12/Thursday	1154	782	94	917	803		
	II	4/Wednesday	2	8/Sunday	15	159	31/Tuesday	747	8/Sunday	1300	834	84	888	974		
	I+II	24/Tuesday	2	15/četvrtak	13	207	31/Tuesday	1489	12/Thursday	2220	1617	178	1805	1777		
June	I	22/Wednesday	1	23/Thursday	19	102	26/Sunday	701	23/Thursday	1185	764	101	890	798		865
	II	6/Monday	3	26/Sunday	19	235	22/Wednesday	646	26/Sunday	1731	795	90	850	981		885
	I+II	22/Wednesday	3	26/Sunday	19	283	22/Wednesday	1361	26/Sunday	2432	1559	191	1740	1779		1750
July	I	7/Thursday	2	30/Saturday	10	169	3/Sunday	845	29/Friday	2048	996	168	1156	1179		1163
	II	6/Wednesday	2	24/Sunday	15	149	4/Monday	839	31/Sunday	1655	968	132	1043	1216		1099
	I+II	7/Thursday	2	30/Saturday	10	262	4/Monday	1721	29/Friday	3404	1963	299	2199	2395		2262
August	I	22/Monday	4	5/Friday	20	142	28/Sunday	751	5/Friday	1684	944	160	1135	1018		1104
	II	11/Thursday	2	21/Sunday	14	152	24/Wednesday	857	21/Sunday	1542	991	120	1067	1241		1112
	I+II	25/Thursday	2	1/Monday	12	219	24/Wednesday	1741	18/Thursday	3046	1936	281	2201	2259		2216
September	I	5/Monday	3	20/Tuesday	17	100	18/Sunday	659	2/Friday	1115	815	85	929	825		901
	II	1/Thursday	2	20/Tuesday	13	139	27/Tuesday	825	4/Sunday	1176	818	83	877	966		901
	I+II	5/Monday	3	20/Tuesday	13	204	25/Sunday	1587	4/Sunday	2066	1633	169	1806	1790		1802
October	I	12/Wednesday	3	28/Friday	22	254	16/Sunday	710	28/Friday	2038	827	109	946	915		
	II	2/Sunday	4	31/Monday	15	224	18/Tuesday	756	31/Monday	2298	880	82	940	1005		
	I+II	12/Wednesday	3	31/Monday	15	279	18/Tuesday	1497	31/Monday	3155	1706	190	1886	1920		
November	I	9/Wednesday	4	11/Friday	18	101	27/Sunday	571	11/Friday	1056	718	81	803	745		
	II	10/Thursday	3	20/Sunday	14	114	29/Tuesday	709	20/Sunday	1013	734	77	777	838		
	I+II	10/Thursday	2	20/Sunday	14	164	27/Sunday	1339	11/Friday	1946	1453	157	1580	1583		
December	I	2/Friday	4	23/Friday	15	152	11/Sunday	490	23/Friday	1771	732	71	856	672		
	II	2/Friday	3	23/Friday	14	107	17/Saturday	551	29/Thursday	941	672	58	749	683		
	I+II	20/Tuesday	2	23/Friday	14	250	11/Sunday	1090	23/Friday	2681	1404	128	1605	1355		
Year	I	January 13/Wednesday	0	October 28/Friday	22	254	January 31/Sunday	362	April 1/Friday	2086	774	94	893	807		1008
	II	January 5/Tuesday	3	April 4/Monday	14	300	February 13/Saturday	358	April 4/Monday	2711	789	80	854	900		999
	I+II	January 25/Monday	2	April 4/Monday	14	368	February 13/Saturday	731	April 4/Monday	3670	1563	174	1747	1707		2008

GODIŠNJA NERAVNOMJERNOST SAOBRAĆAJNOG TOKA TRAFFIC FLOW ANNUAL VARIATION

Automatski brojač broj - Automatic counter number
 Lokalizet - Location / Stacionaža - Mileage [km+m]
 Broj puta - Road number / Dionica - Section

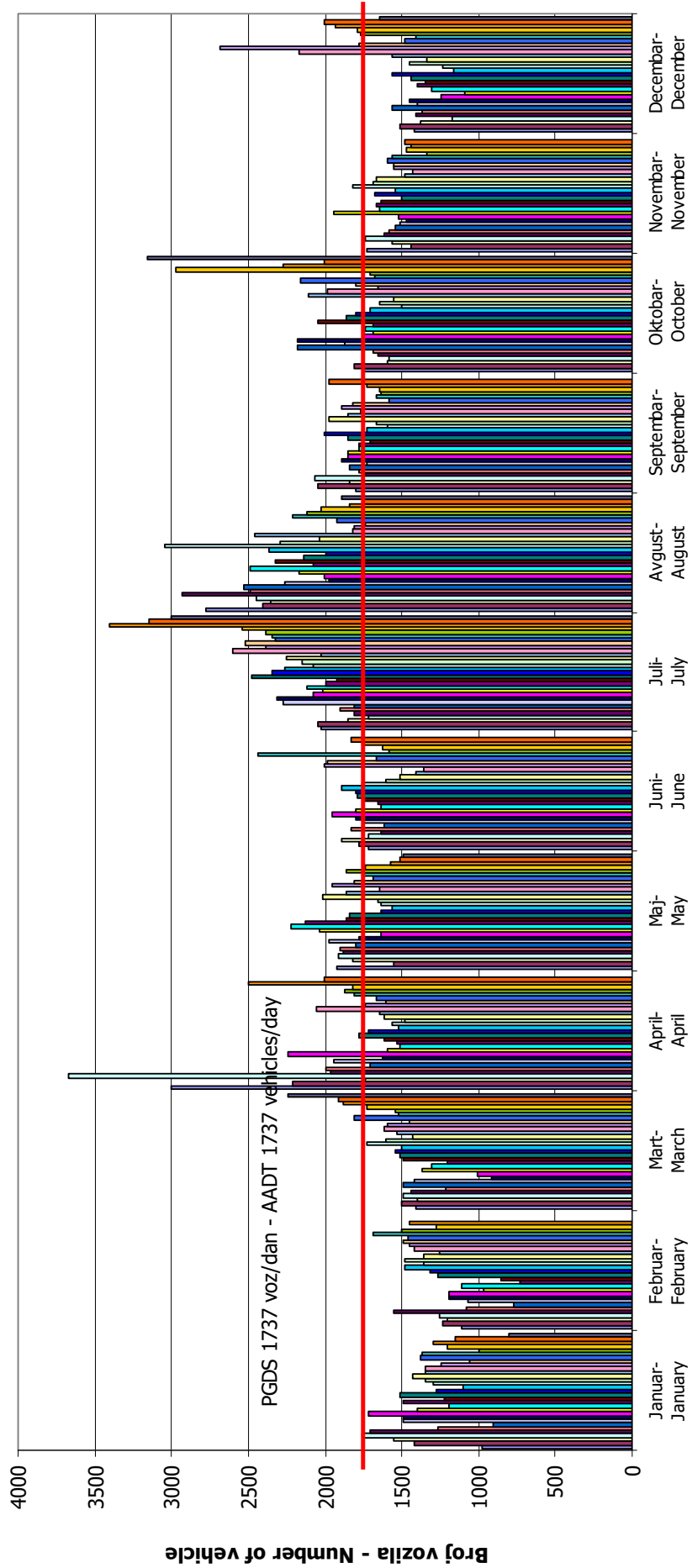
000007
 Gašnica / 16+627,00
 M 14.1 (MI-102) / Draksenić - Vrbaška 1



DNEVNA NERAVNOMJERNOST SAOBRAĆAJNOG TOKA
TRAFFIC FLOW DAILY VARIATION

Automatski brojač broj - Automatic counter number
 Lokalizet - Location / Stacionaža - Mileage [km+tm]
 Broj puta - Road number/ Dionica - Section

000007
 Gašnica / 16+627,00
 M 14.1 (MI-102) / Draksenić - Vrbaška 1



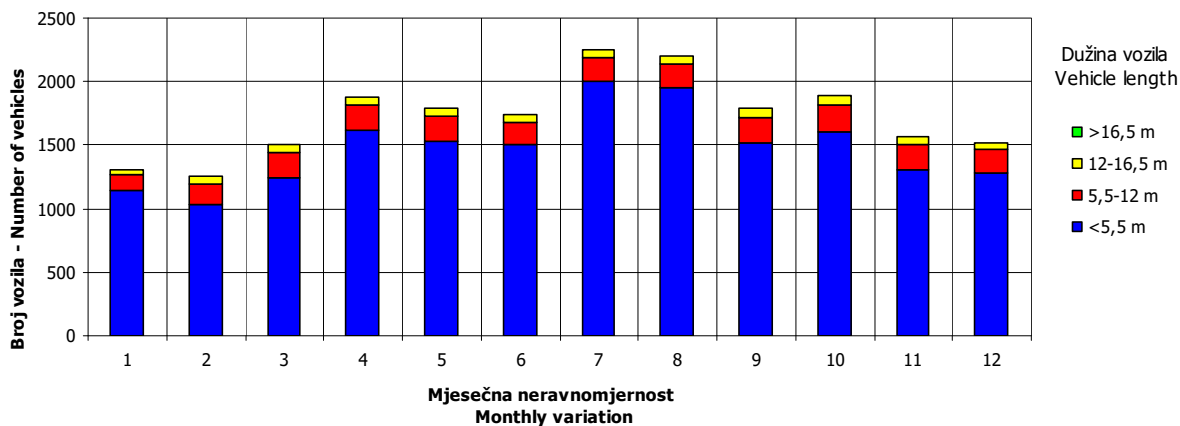
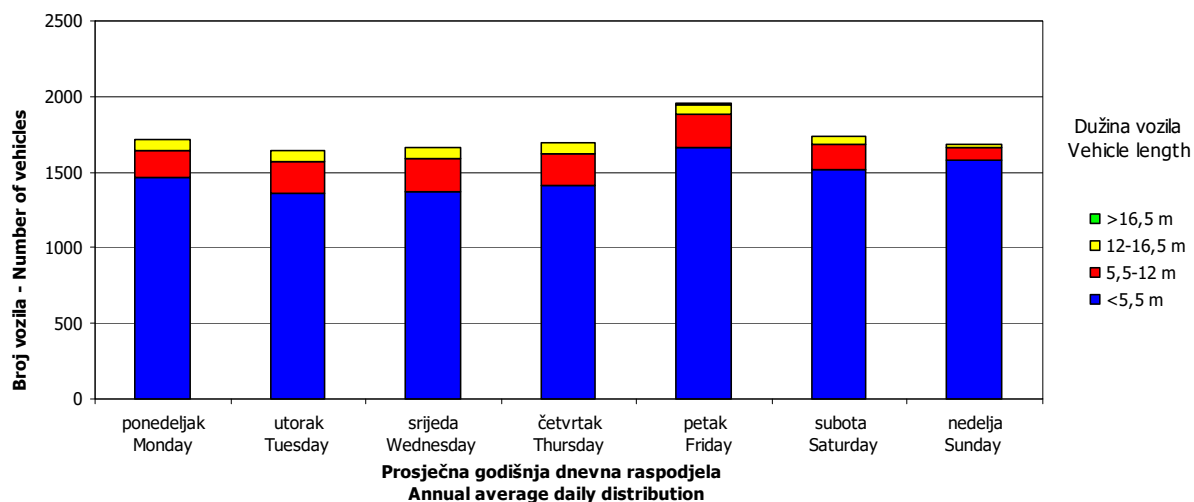
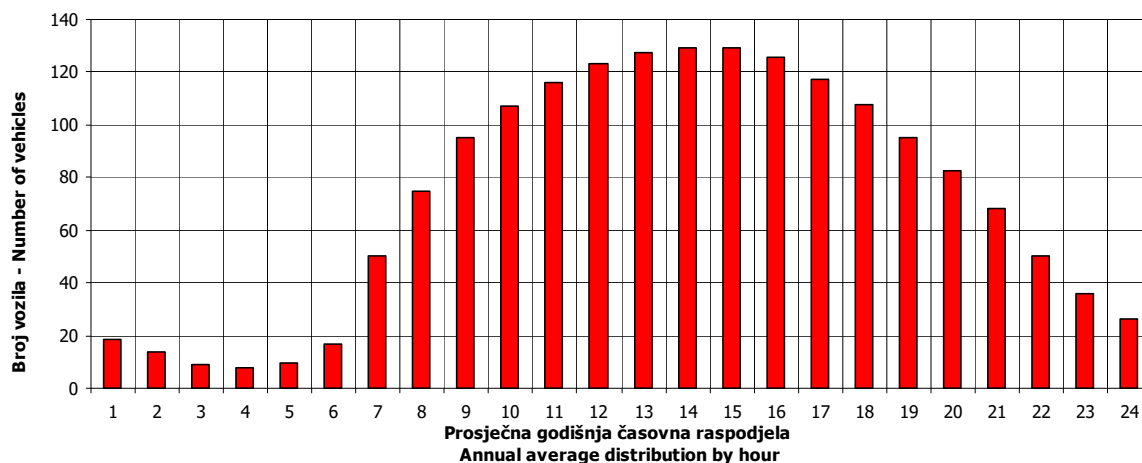
VREMENSKA RASPODJELA SAOBRAĆAJNOG TOKA TRAFFIC FLOW TIME DISTRIBUTION

Automatski brojač broj - Automatic counter number
 Lokalizet - Location / Stacionaža - Mileage [km+m]
 Broj puta - Road number / Dionica - Section

000007
 Gašnica / 16+627,00
 M 14.1 (MI-102) / Draksenić - Vrbaška 1

PGDS 1737 voz/dan AADT 1737 veh/day

7

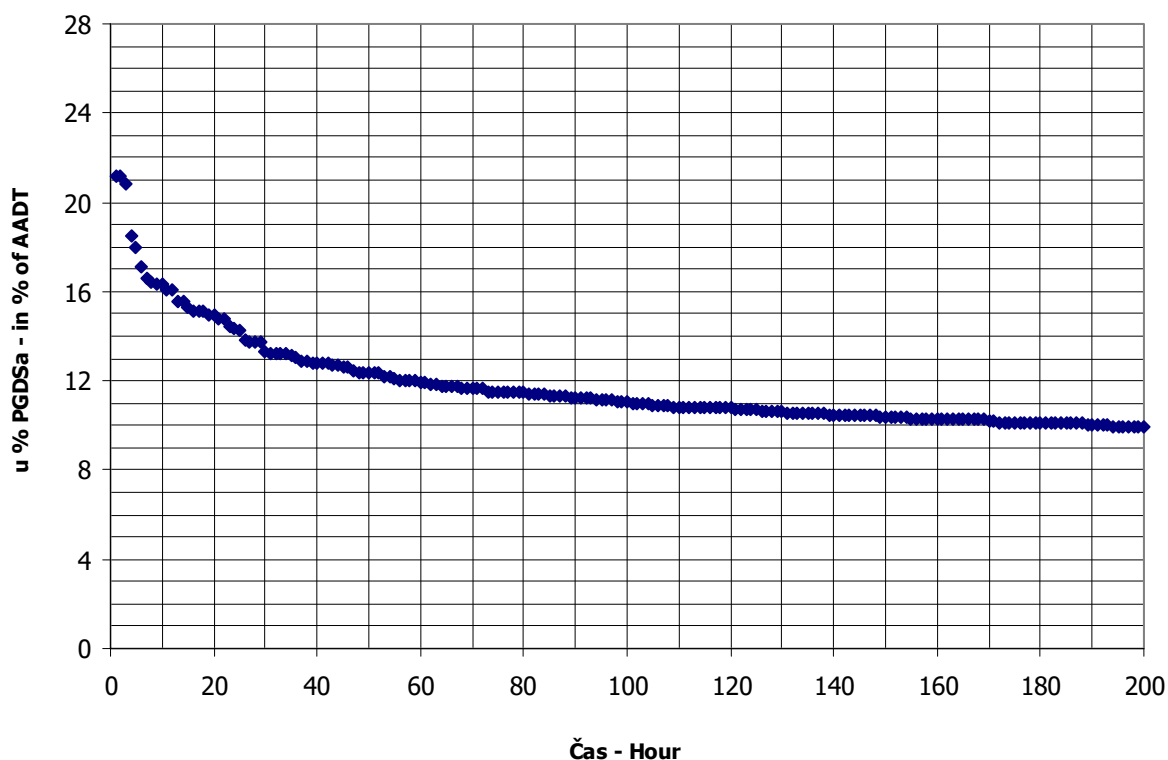


SATNA DISTRIBUCIJA SAOBRAĆAJNOG TOKA TRAFFIC FLOW HOURLY DISTRIBUTION

Automatski brojač broj - Automatic counter number
 Lokalitet - Location / Stacionaža - Mileage [km+m]
 Broj puta - Road number / Dionica - Section

000007
 Gašnica / 16+627,00
 M 14.1 (MI-102) / Draksenić - Vrbaška 1

PGDS - AADT	1737 voz/dan - veh/day							
Čas - Hour	Maksimalni vršni sat - Maximum peak hour	10	20	30	40	50	100	200
Sat u danu - Hour of day	14	19	14	16	12	16	19	11
Sat u godini - Hour in year	2271	4268	7311	5057	5077	4265	6788	8676
Dan - Day of week	ponedeljak - Monday	nedelja - Sunday	ponedeljak - Monday	petak - Friday	subota - Saturday	nedelja - Sunday	nedelja - Sunday	utorak - Tuesday
Datum - Date	4	26	31	29	30	26	9	27
Mjesec - Month	april - April	juni - June	oktobar - October	juli - July	juli - July	juni - June	oktobar - October	decembar - December
Vrijednost - Value	368	283	259	231	222	214	192	172
% - percent	21.19	16.30	14.91	13.30	12.78	12.32	11.06	9.90



BROJANJE VOZILA NA MREŽI PUTEVA U REPUBLICI SRPSKOJ – 2016. GODINA
VEHICLE COUNTING ON THE ROAD NETWORK OF THE REPUBLIC OF SRPSKA – YEAR 2016

MJESEČNI BROJ VOZILA
MONTHLY NUMBER OF VEHICLES

Automatski brojač broj - Automatic counter number
 Lokalitet - Location / Stacionaža - Mileage [km+m]
 Broj puta - Road number / Dionica - Section

000008
 Brestovčina / 2+953,00
 M 16 (MI-101) / Gradiška - Nova Topola

	Mjesec - Month											
	Januar- January	Februar- February	Mart- March	April- April	Maj- May	Jun- June	Juli- July	August- August	Septembar- September	Oktober- October	Novembar- November	Decembar- December
1	9755	9459	8653	9972	10044	10155	11403	13210	11352	11089	12141	9929
2	10550	8646	8786	10196	9981	11292	11108	13024	11801	10146	11343	10703
3	9638	8758	9026	8797	11521	11438	10217	12293	10876	11078	10691	9184
4	9341	8925	9838	12438	11568	10520	11215	13128	10737	10399	11196	7557
5	9708	9142	7413	11638	13578	9780	10542	13561	10888	10411	10668	9297
6	9615	8358	8263	10678	12261	11349	11190	13278	10594	11304	9067	9099
7	8668	6956	8932	10522	11139	10004	11753	11768	10393	12017	10444	9444
8	10618	8611	8800	10477	10162	10164	12362	12934	10460	10922	9778	9668
9	9524	8610	7549	10379	10715	10933	11902	12105	11014	10767	10094	10275
10	8748	8492	8045	9405	10152	11325	10677	11598	10471	10940	10633	8942
11	9236	8949	9594	10225	10242	10322	11800	12636	10122	9995	11283	7496
12	8624	9522	8512	9762	11627	9836	11365	13754	10707	10789	10107	9065
13	7921	8959	7743	10414	12165	9655	11372	13941	10448	11535	9069	9022
14	9212	7213	8426	11694	11424	10393	11918	12557	10350	11801	10332	9068
15	10034	8368	9448	13307	10384	10197	13173	12138	10512	11222	9862	9412
16	9943	8343	9446	10207	10934	11108	12604	11645	11938	9931	10051	9629
17	8573	8310	10175	9774	10117	11769	11542	11503	10878	10548	10967	7516
18	8790	8379	10794	10763	10376	10750	12057	12309	9725	10393	11112	7772
19	9339	9738	9799	10165	11000	9968	11231	12471	11272	10266	10130	9477
20	7965	8692	8929	10196	11782	9892	11649	12950	12036	11153	9365	8413
21	9877	8410	10036	10697	11051	10410	12700	11865	11401	11534	10364	8659
22	9916	8502	9753	10687	10148	10359	13203	10932	11290	10794	10086	9282
23	9320	8875	9949	10611	11533	11948	13141	10947	11178	9421	9812	11585
24	8994	8717	11387	9486	10967	12489	11785	11197	10066	10796	10589	7765
25	9833	9419	12496	10049	10760	10882	12627	11528	8748	10590	11053	7306
26	7192	8969	11546	11342	10215	10521	12082	12091	9400	10645	9594	10117
27	9287	8570	9602	10766	11640	10911	11966	11385	10359	11885	8562	8919
28	9174	8200	10318	12231	10401	9174	12793	10674	10883	12234	9963	9343
29	9554	9060	9518	13046	9696	10411	14094	10929	11246	11718	9477	9950
30	8300		10301	11059	10260	10651	14254	10513	11639	10384	9301	10746
31	7490		11367		10138		12785	10610		12819		9285
Ukupno- Total	284821	251199	294425	320944	337993	318593	372447	375425	322786	339543	307187	283964
Prosjek- Average	9188	8662	9498	10698	10903	10620	12014	12110	10760	10953	10240	9160
Godišnji prosjek (PGDS) - Annual average (AADT)												10408

BROJANJE VOZILA NA MREŽI PUTEVA U REPUBLICI SRPSKOJ – 2016. GODINA
VEHICLE COUNTING ON THE ROAD NETWORK OF THE REPUBLIC OF SRPSKA – YEAR 2016

STRUKTURA SAOBRAĆAJNOG TOKA
TRAFFIC FLOW COMPOSITION

Automatski brojač broj - Automatic counter number
 Lokalizet - Location / Stacionaža - Mileage [km+m]
 Broj puta - Road number / Dionica - Section

000008
 Brestovčina / 2+953,00
 M 16 (MI-101) / Gradiška - Nova Topola

Mjesec - Month	Smjer - Direction	Dužina vozila - Vehicle length								Ukupno - Total
		< 5,5 m	(%)	5,5 - 12 m	(%)	12 - 16,5 m	(%)	< 16,5 m	(%)	
Januar - January	I	133476	93.5	6537	4.6	2598	1.8	80	0.1	142690
	II	132327	93.1	6699	4.7	2922	2.1	183	0.1	142131
	ukupno - total	265803	93.3	13235	4.6	5520	1.9	263	0.1	284821
Februar - February	I	106547	91.8	6956	6.0	2577	2.2	46	0.0	116126
	II	122836	90.9	8192	6.1	3923	2.9	123	0.1	135074
	ukupno - total	229383	91.3	15148	6.0	6500	2.6	169	0.1	251199
Mart - March	I	129413	91.2	9001	6.3	3403	2.4	76	0.1	141893
	II	138039	90.5	9785	6.4	4616	3.0	92	0.1	152532
	ukupno - total	267452	90.8	18786	6.4	8019	2.7	168	0.1	294425
April - April	I	142480	91.8	9067	5.8	3688	2.4	55	0.0	155290
	II	151450	91.4	9675	5.8	4462	2.7	67	0.0	165654
	ukupno - total	293930	91.6	18742	5.8	8150	2.5	122	0.0	320944
Maj - May	I	147757	91.8	9568	5.9	3497	2.2	61	0.0	160883
	II	162376	91.7	9802	5.5	4877	2.8	55	0.0	177110
	ukupno - total	310133	91.8	19370	5.7	8375	2.5	116	0.0	337993
Juni - June	I	142279	92.2	8496	5.5	3418	2.2	71	0.0	154264
	II	150647	91.7	8932	5.4	4709	2.9	42	0.0	164329
	ukupno - total	292926	91.9	17428	5.5	8127	2.6	113	0.0	318593
Juli - July	I	172941	93.5	8553	4.6	3468	1.9	37	0.0	184999
	II	173713	92.7	8984	4.8	4701	2.5	51	0.0	187448
	ukupno - total	346654	93.1	17537	4.7	8169	2.2	88	0.0	372447
Avgust - August	I	165780	93.1	9084	5.1	3169	1.8	61	0.0	178094
	II	182724	92.6	9554	4.8	4985	2.5	67	0.0	197330
	ukupno - total	348504	92.8	18638	5.0	8155	2.2	128	0.0	375425
Septembar - September	I	138575	91.5	9429	6.2	3344	2.2	56	0.0	151404
	II	155316	90.6	10967	6.4	5030	2.9	68	0.0	171382
	ukupno - total	293891	91.0	20396	6.3	8375	2.6	124	0.0	322786
Oktobar - October	I	152184	90.1	12314	7.3	4321	2.6	72	0.0	168890
	II	153647	90.0	11754	6.9	5030	2.9	222	0.1	170653
	ukupno - total	305831	90.1	24067	7.1	9351	2.8	294	0.1	339543
Novembar - November	I	138081	90.3	10250	6.7	4553	3.0	83	0.1	152966
	II	138944	90.1	10458	6.8	4708	3.1	112	0.1	154221
	ukupno - total	277025	90.2	20707	6.7	9260	3.0	195	0.1	307187
Decembar - December	I	133309	90.6	9673	6.6	3834	2.6	294	0.2	147109
	II	123566	90.3	9966	7.3	3243	2.4	80	0.1	136855
	ukupno - total	256874	90.5	19639	6.9	7077	2.5	374	0.1	283964
Ukupno (godišnje) - Total (annual)	I	1702820	91.8	108927	5.9	41870	2.3	991	0.1	1854609
	II	1785584	91.3	114767	5.9	53206	2.7	1161	0.1	1954719
	ukupno - total	3488404	91.6	223695	5.9	95077	2.5	2153	0.1	3809328
Prosjek (PGDS) - Average (AADT)	I	4653	91.8	298	5.9	114	2.3	3	0.1	5067
	II	4879	91.3	314	5.9	145	2.7	3	0.1	5341
	ukupno - total	9531	91.6	611	5.9	260	2.5	6	0.1	10408

BRONANJE VOZILA NA MREŽI PUTEVA U REPUBLICI SRPSKOJ – 2016. GODINA
VEHICLE COUNTING ON THE ROAD NETWORK OF THE REPUBLIC OF SRPSKA – YEAR 2016

SAOBRAĆAJNI POKAZATELJI

Automatski brojač broj
 Lokalizet / Stacionaža [km+m]
 Broj puta / Dionica

000008

Brestovčina / 2+953,00

M 16 (M1-101) / Gradiška - Nova Topola

Mjesec	Smjer	minimalni čas		maksimalni čas		minimalni dan		maksimalni dan		dnevni prosjek (05-21 h)	noćni prosjek (21-05 h)	prosjek radnim danom	prosjek vikendom	ljerni prosjek	
		datum/dan	čas	voz/h	datum/dan	čas	voz/h	datum/dan	voz/dan						
Januar	I	utorak/19.	2	8	petak/1.	13	532	nedjelja/10.	3197	6447	4054	4576	4636		
	II	utorak/26.	1	8	nedjelja/10.	12	493	četvrtak/7.	3159	5756	451	4625	4527		
	I+II	utorak/19.	2	18	subota/2.	14	890	utorak/26.	7192	10618	998	9201	9163		
Februar	I	utorak/9.	3	6	petak/12.	15	441	nedjelja/14.	3014	4959	3565	4094	3764		
	II	četvrtak/18.	1	7	subota/13.	11	425	nedjelja/7.	3903	5155	397	4753	4406		
	I+II	utorak/9.	3	16	petak/12.	15	788	nedjelja/7.	6956	9738	825	8847	8170		
Mart	I	ponedjeljak/7.	3	6	četvrtak/24.	15	499	subota/5.	2697	7334	4051	4686	4265		
	II	utorak/1.	2	5	četvrtak/31.	14	462	srijeda/9.	3483	6327	4527	4994	4711		
	I+II	ponedjeljak/7.	3	14	četvrtak/31.	14	862	subota/5.	7413	12496	8578	9680	8976		
April	I	ponedjeljak/11.	2	9	petak/15.	15	503	nedjelja/10.	3977	7712	4505	5220	5090		
	II	utorak/26.	2	8	ponedjeljak/4.	13	574	subota/30.	4242	7651	4998	525	5681	5206	
	I+II	utorak/26.	2	22	ponedjeljak/4.	15	942	nedjelja/3.	8797	13307	9502	1197	10901	10296	
Maj	I	utorak/17.	2	9	četvrtak/5.	11	495	nedjelja/8.	3940	7565	4455	734	5401	4804	
	II	utorak/17.	2	7	nedjelja/8.	12	496	utorak/31.	5189	6550	5129	585	5741	5664	
	I+II	utorak/17.	2	16	četvrtak/5.	11	892	nedjelja/29.	9696	13578	9584	1319	11142	10468	
Juni	I	ponedjeljak/13.	23	9	petak/17.	15	445	utorak/28.	3869	6775	4398	745	5191	5008	5142
	II	srijeda/1.	3	8	nedjelja/26.	13	483	subota/18.	4860	6439	4877	601	5537	5315	5478
	I+II	četvrtak/30.	1	25	ponedjeljak/27.	15	817	utorak/28.	9174	12489	9274	1346	10729	10322	10620
Juli	I	srijeda/6.	2	18	subota/30.	11	551	nedjelja/3.	4770	7638	4980	5928	6054	5969	
	II	srijeda/6.	3	12	subota/30.	11	501	subota/2.	5178	6931	5247	800	6095	5948	6048
	I+II	utorak/5.	3	37	subota/30.	11	1052	nedjelja/3.	10217	14254	10227	1789	12024	12002	12016
Avgust	I	ponedjeljak/22.	9	0	petak/12.	20	518	nedjelja/28.	4546	7276	4939	807	5843	5745	
	II	utorak/30.	2	12	subota/13.	10	492	srijeda/31.	5550	7159	5615	752	6335	6459	6367
	I+II	utorak/30.	3	32	subota/13.	10	960	utorak/30.	10513	13941	10554	1558	12046	12302	12112
Septembar	I	četvrtak/8.	3	1	petak/30.	17	474	ponedjeljak/26.	3379	6076	4418	628	4689	5046	
	II	srijeda/21.	3	8	utorak/20.	19	627	nedjelja/25.	5084	7222	5189	524	5786	5514	5713
	I+II	četvrtak/8.	2	15	utorak/20.	19	870	nedjelja/25.	8748	12036	9607	1152	10962	10203	10759
Oktobar	I	utorak/18.	2	11	subota/29.	9	506	nedjelja/23.	4509	6629	4816	631	5530	5275	
	II	srijeda/12.	3	6	ponedjeljak/31.	13	515	nedjelja/23.	4912	7439	5008	497	5572	5365	
	I+II	srijeda/12.	3	20	ponedjeljak/31.	15	910	nedjelja/23.	9421	12819	9824	1128	11102	10639	
Novembar	I	srijeda/30.	2	7	srijeda/2.	10	525	nedjelja/6.	4204	6096	4541	639	5239	4766	
	II	utorak/29.	3	5	subota/5.	11	446	nedjelja/27.	4300	6045	4733	515	5247	4893	
	I+II	utorak/29.	3	16	subota/5.	11	920	nedjelja/1.	8562	12141	9274	1154	10486	9658	
Decembar	I	četvrtak/15.	2	5	petak/23.	15	492	nedjelja/25.	3399	6796	4199	546	4983	4161	
	II	utorak/6.	2	9	petak/30.	15	433	subota/17.	3552	5320	4022	393	4612	3931	
	I+II	četvrtak/15.	2	20	petak/30.	15	905	nedjelja/25.	7306	11585	8220	939	9596	8091	
Godina	I	ponedjeljak/22.8.	9	0	subota/30.7.	11	551	subota/5.3.	2697	7712	4410	659	5145	4863	5476
	II	utorak/1.3.	2	5	utorak/20.9.	19	627	četvrtak/7.1.	3159	7651	4812	536	5415	5161	5901
	I+II	ponedjeljak/7.3.	3	14	subota/30.7.	11	1052	nedjelja/7.2.	6956	14254	9221	1195	10560	10024	11377

BROJANJE VOZILA NA MREŽI PUTEVA U REPUBLICI SRPSKOJ – 2016. GODINA
VEHICLE COUNTING ON THE ROAD NETWORK OF THE REPUBLIC OF SRPSKA – YEAR 2016

TRAFFIC PARAMETERS

Automatic counter number
 Location / Mileage [km+m]
 Road number / Section

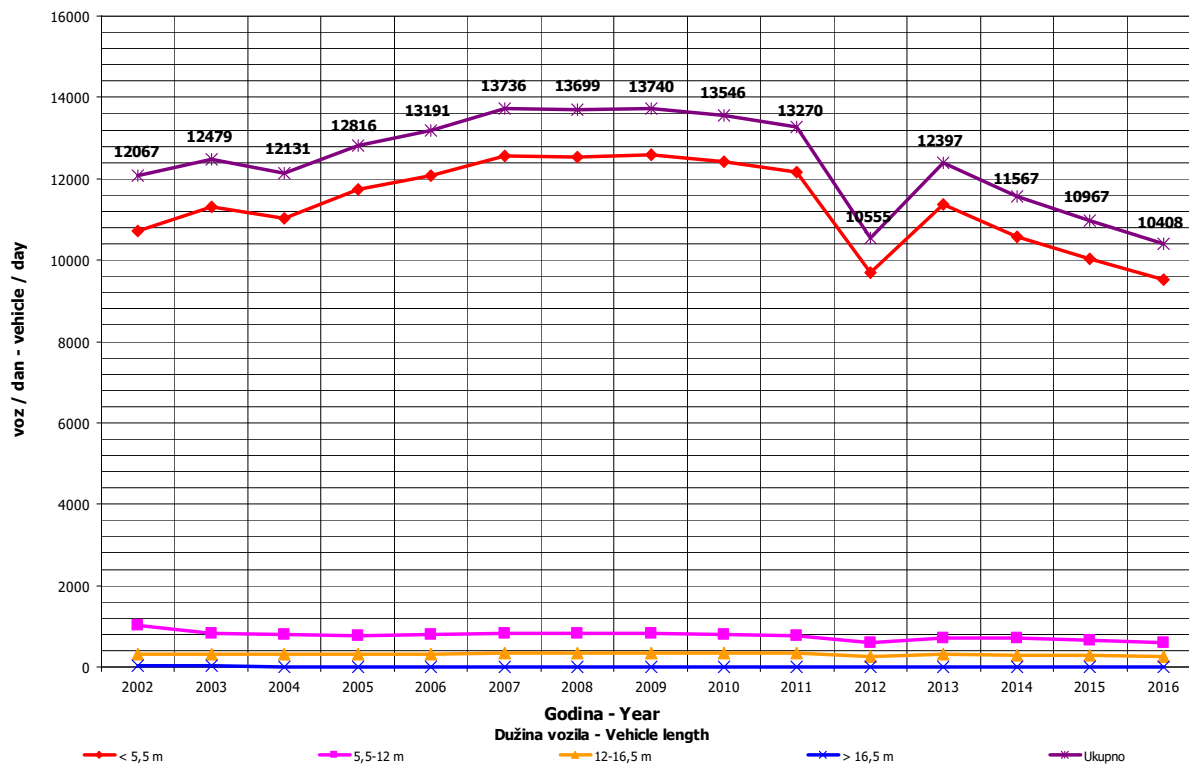
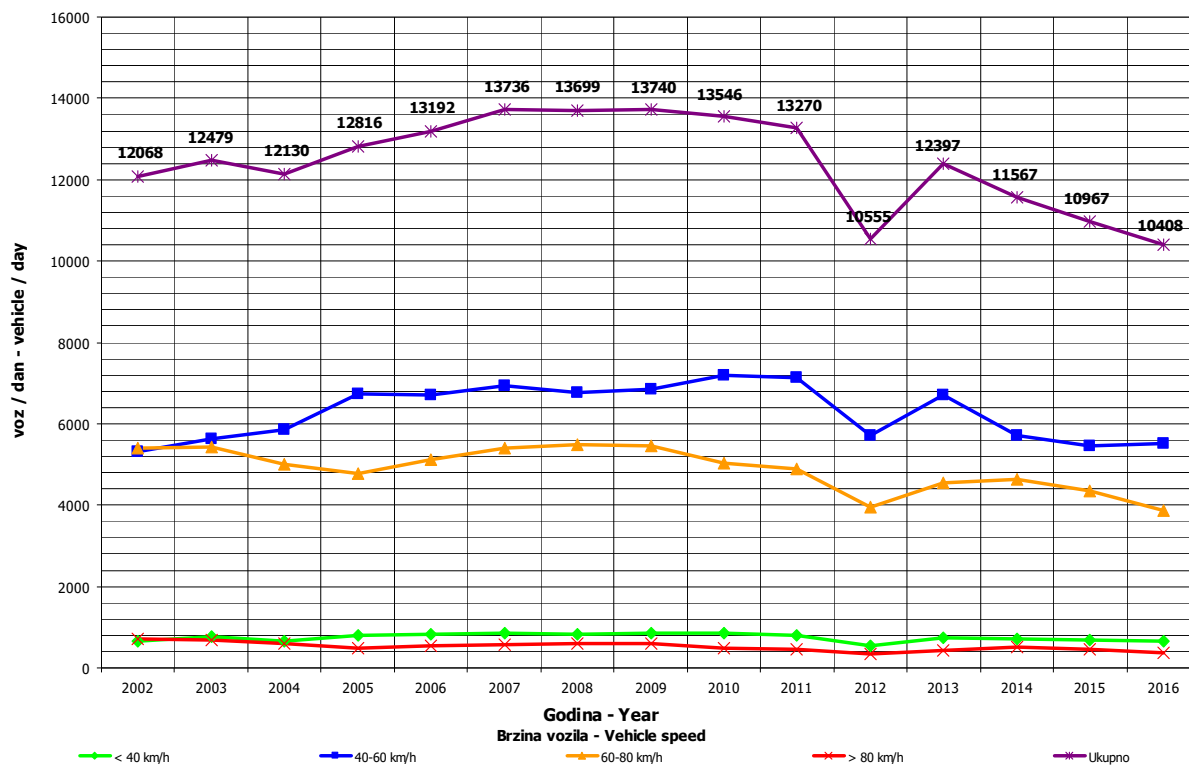
000008
 Brestovčina / 2+953,00
 M 16 (M1-101) / Gradiška - Nova Topola

Month	Direction	minimum hour		maximum hour		minimum day		maximum day		day time average (5-21 h)	night average (21-05 h)	working day average	weekend average	summer average
		date/day	hour	veh/h	date/day	hour	veh/day	date/day	veh/day					
January	I	19/Tuesday	2	8	1/Friday	13	532	10/Sunday	3197	6447	4054	547	4576	4636
	II	26/Tuesday	1	8	10/Sunday	12	493	7/Thursday	3159	5756	4153	451	4625	4527
	I+II	19/Tuesday	2	18	2/Saturday	14	890	26/Tuesday	7192	10618	8187	998	9201	9163
February	I	9/Tuesday	3	6	12/Friday	15	441	14/Sunday	3014	4959	3565	438	4094	3764
	II	18/Thursday	1	7	13/Saturday	11	425	7/Sunday	3903	5155	4260	397	4753	4406
	I+II	9/Tuesday	3	16	12/Friday	15	788	7/Sunday	6956	9738	7825	835	8847	8170
March	I	7/Monday	3	6	24/Thursday	15	499	5/Saturday	2697	7334	4051	527	4686	4265
	II	1/Tuesday	2	5	31/Thursday	14	462	9/Wednesday	3483	6327	4527	394	4994	4711
	I+II	7/Monday	3	14	31/Thursday	14	862	5/Saturday	7413	12496	8578	920	9680	8976
April	I	11/Monday	2	9	15/Friday	15	503	10/Sunday	3977	7712	4505	672	5220	5090
	II	26/Tuesday	2	8	4/Monday	13	574	30/Saturday	4242	7651	4998	525	5681	5206
	I+II	26/Tuesday	2	22	4/Monday	15	942	3/Sunday	8797	13307	9502	1197	10901	10296
May	I	17/Tuesday	2	9	5/Thursday	11	495	8/Sunday	3940	7565	4455	734	5401	4804
	II	17/Tuesday	2	7	8/Sunday	12	496	31/Tuesday	5189	6550	5129	585	5741	5664
	I+II	17/Tuesday	2	16	5/Thursday	11	892	29/Sunday	9696	13578	9584	1319	11142	10468
June	I	13/Monday	23	9	17/Friday	15	445	28/Tuesday	3869	6775	4398	745	5191	5008
	II	1/Wednesday	3	8	26/Saturday	13	483	18/Saturday	4860	6439	4877	601	5537	5315
	I+II	30/Thursday	1	25	27/Monday	15	817	28/Tuesday	9174	12489	9274	1346	10729	10322
July	I	6/Wednesday	2	18	30/Saturday	11	551	3/Sunday	4770	7638	4980	989	5928	6054
	II	6/Wednesday	3	12	30/Saturday	11	501	2/Saturday	5178	6931	5247	800	6095	5948
	I+II	5/Tuesday	3	37	30/Saturday	11	1052	3/Sunday	10217	14254	10227	1789	12024	12002
August	I	22/Monday	9	0	12/Friday	20	518	28/Sunday	4546	7276	4939	807	5711	5843
	II	30/Tuesday	2	12	13/Saturday	10	492	31/Wednesday	5550	7159	5615	752	6335	6459
	I+II	30/Tuesday	3	32	13/Saturday	10	960	30/Tuesday	10513	13941	10554	1558	12046	12302
September	I	8/Thursday	3	1	30/Friday	17	474	26/Monday	3379	6076	4418	628	5176	4689
	II	21/Wednesday	3	8	20/Tuesday	19	627	25/Sunday	5084	7222	5189	524	5786	5514
	I+II	8/Thursday	2	15	20/Tuesday	19	870	25/Sunday	8748	12036	9607	1152	10962	10759
October	I	18/Thursday	2	11	29/Saturday	9	506	23/Sunday	4509	6629	4816	631	5530	5275
	II	12/Wednesday	3	6	31/Monday	13	515	23/Sunday	4912	7439	5008	497	5572	5365
	I+II	12/Wednesday	3	20	31/Monday	15	910	23/Sunday	9421	12819	9824	1128	11102	10639
November	I	30/Wednesday	2	7	2/Wednesday	10	525	6/Sunday	4204	6096	4541	639	5239	4766
	II	29/Tuesday	3	5	5/Saturday	11	446	27/Sunday	4300	6045	4733	515	5247	4893
	I+II	29/Tuesday	3	16	1/Tuesday	15	920	27/Sunday	8562	12141	9274	1154	10486	9658
December	I	15/Thursday	2	5	23/Friday	15	492	25/Sunday	3399	6796	4199	546	4983	4161
	II	6/Tuesday	2	9	30/Friday	15	433	17/Saturday	3552	5320	4022	393	4612	3931
	I+II	15/Thursday	2	20	30/Friday	15	905	25/Sunday	7306	11585	8220	939	9596	8091
Year	I	August 22/Monday	9	0	July 30/Saturday	11	551	March 5/Saturday	2697	7712	4410	659	5145	4863
	II	March 17/Tuesday	2	5	September 20/Tuesday	19	627	January 7/Thursday	3159	7651	4812	536	5415	5161
	I+II	March 7/Tuesday	3	14	July 30/Saturday	11	1052	February 7/Sunday	6956	14254	9221	1195	10560	10024

GODIŠNJA NERAVNOMJERNOST SAOBRAĆAJNOG TOKA TRAFFIC FLOW ANNUAL VARIATION

Automatski brojač broj - Automatic counter number
 Lokalizet - Location / Stacionaža - Mileage [km+m]
 Broj puta - Road number / Dionica - Section

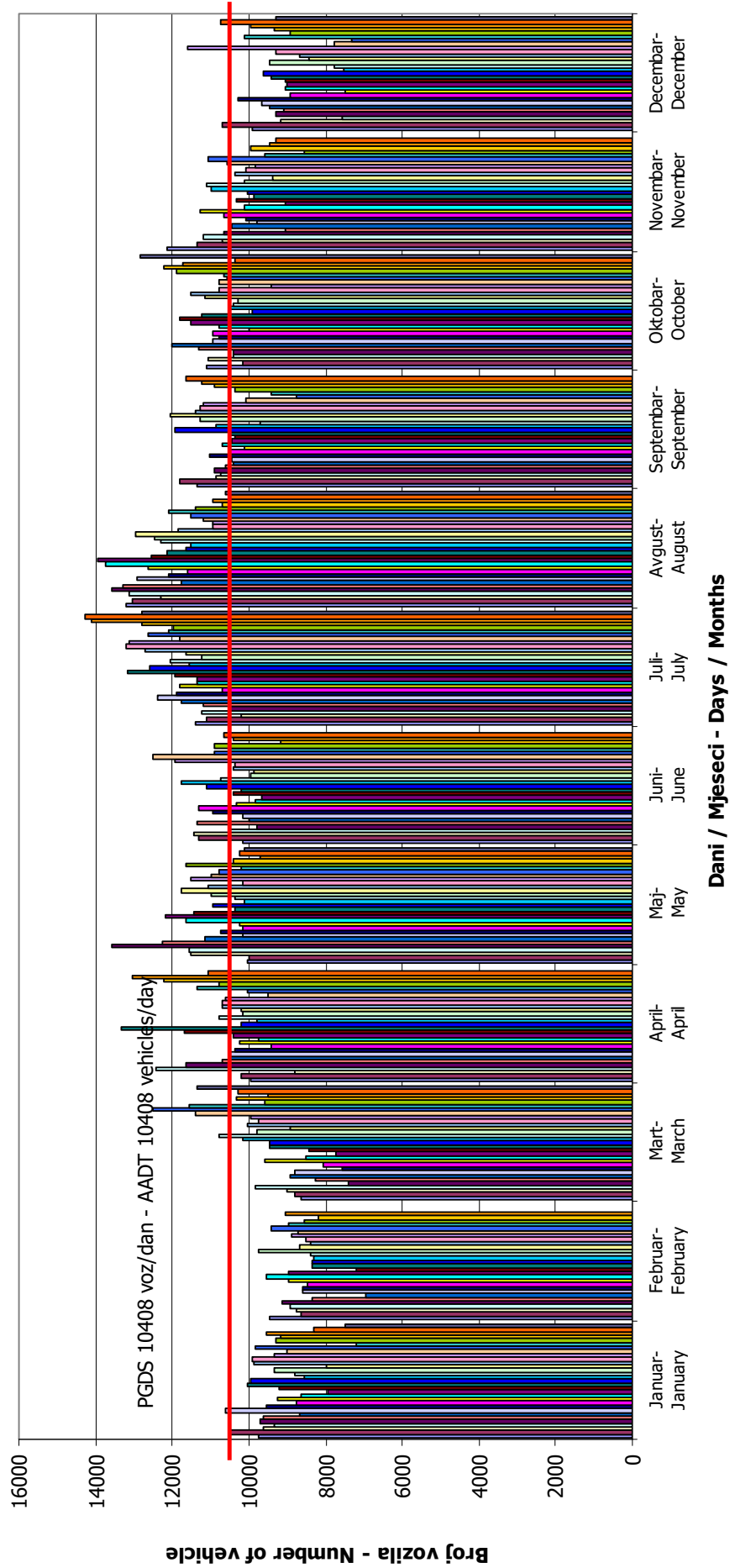
000008
 Brestovčina / 2+953,00
 M 16 (MI-101) / Gradiška - Nova Topola



**DNEVNA NERAVNOMJERNOST SAOBRAĆAJNOG TOKA
 TRAFFIC FLOW DAILY VARIATION**

Automatski brojač broj - Automatic counter number
 Lokalizet - Location / Stacionaža - Mileage [km+hm]
 Broj puta - Road number/ Dionica - Section

000008
 Brestovčina / 2+953,00
 M 16 (M1-101) / Gradiška - Nova Topola

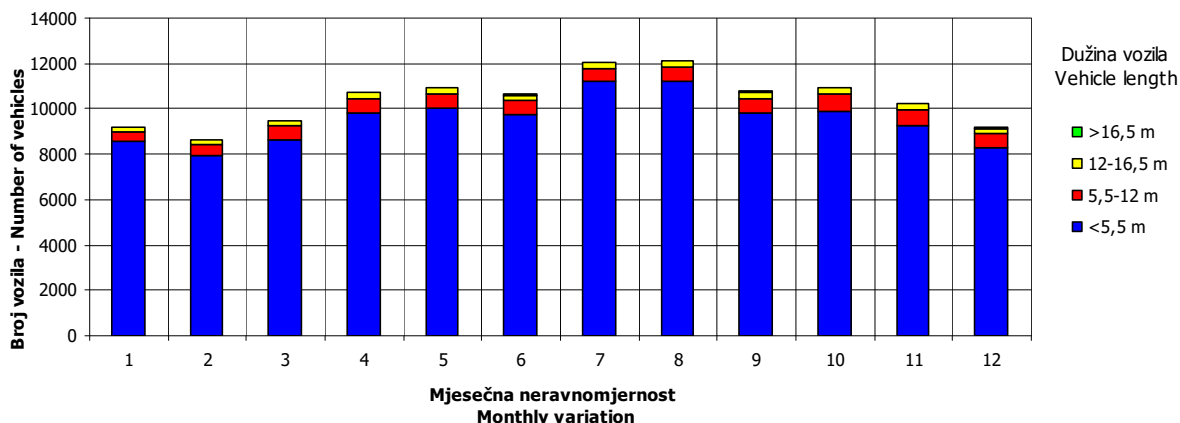
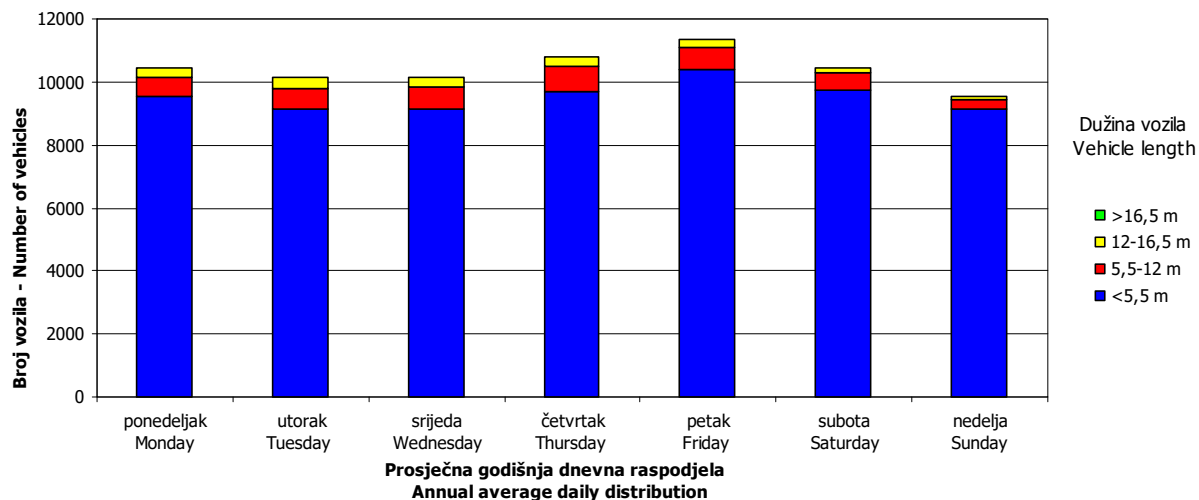
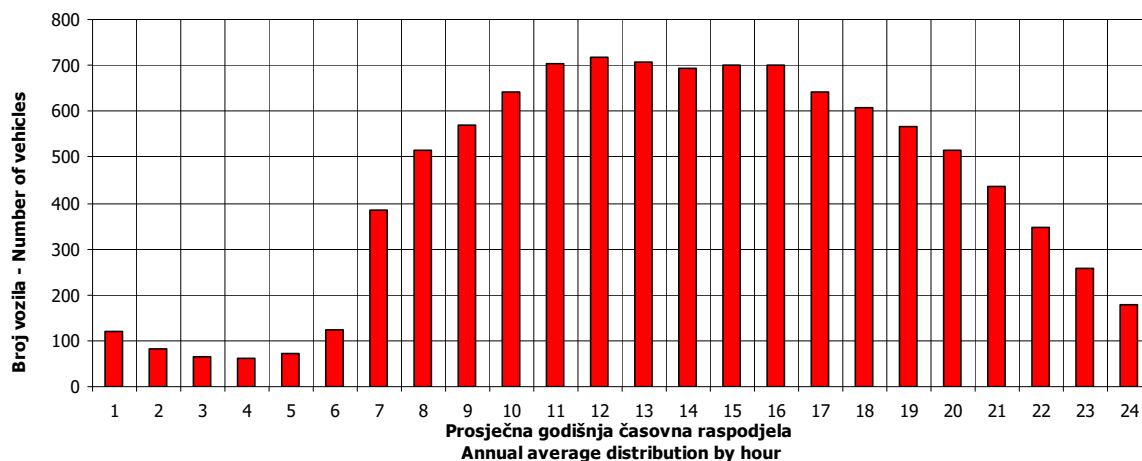


VREMENSKA RASPODJELA SAOBRAĆAJNOG TOKA TRAFFIC FLOW TIME DISTRIBUTION

Automatski brojač broj - Automatic counter number
 Lokalizet - Location / Stacionaža - Mileage [km+m]
 Broj puta - Road number / Dionica - Section

000008
 Brestovčina / 2+953,00
 M 16 (MI-101) / Gradiška - Nova Topola

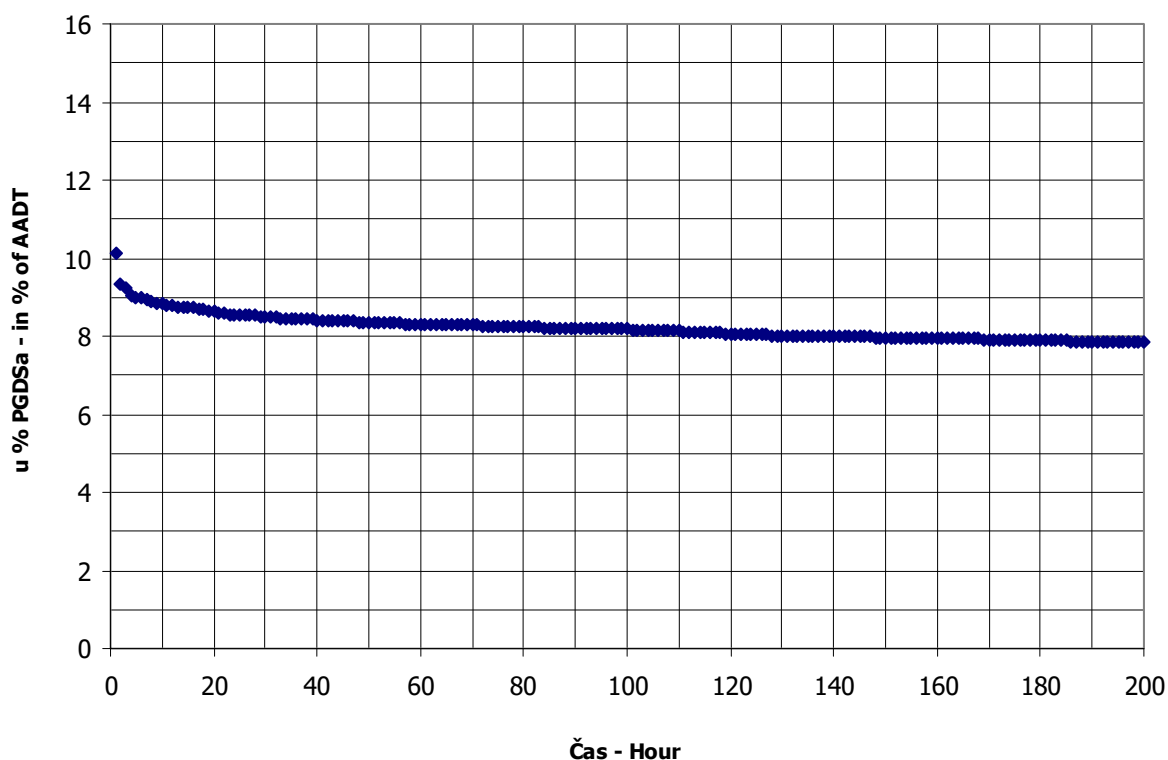
PGDS 10408 voz/dan AADT 10408 veh/day



SATNA DISTRIBUCIJA SAOBRAĆAJNOG TOKA TRAFFIC FLOW HOURLY DISTRIBUTION

Automatski brojač broj - Automatic counter number 000008
 Lokalitet - Location / Stacionaža - Mileage [km+m] Brestovčina / 2+953,00
 Broj puta - Road number / Dionica - Section M 16 (MI-101) / Gradiška - Nova Topola

PGDS - AADT	10408 voz/dan - veh/day							
Čas - Hour	Maksimalni vršni sat - Maximum peak hour	10	20	30	40	50	100	200
Sat u danu - Hour of day	11	15	13	14	11	16	15	12
Sat u godini - Hour in year	5076	7336	7310	5415	5148	5225	7912	5461
Dan - Day of week	subota - Saturday	utorak - Tuesday	ponedeljak - Monday	subota - Saturday	utorak - Tuesday	petak - Friday	petak - Friday	ponedeljak - Monday
Datum - Date	30	1	31	13	2	5	25	15
Mjesec - Month	juli - July	novembar - November	oktobar - October	avgust - August	avgust - August	avgust - August	novembar - November	avgust - August
Vrijednost - Value	1052	920	898	885	876	870	851	815
% - percent	10.11	8.84	8.63	8.50	8.42	8.36	8.18	7.83



BROJANJE VOZILA NA MREŽI PUTEVA U REPUBLICI SRPSKOJ – 2016. GODINA
VEHICLE COUNTING ON THE ROAD NETWORK OF THE REPUBLIC OF SRPSKA – YEAR 2016

MJESEČNI BROJ VOZILA
MONTHLY NUMBER OF VEHICLES

Automatski brojač broj - Automatic counter number
 Lokalitet - Location / Stacionaža - Mileage [km+m]
 Broj puta - Road number / Dionica - Section

000009
 Kočićevo / 2+304,00
 M 14.1 (MI-102) / Nova Topola - Srbac

	Mjesec - Month											
	Januar- January	Februar- February	Mart- March	April- April	Maj- May	Jun- June	Juli- July	August- August	Septembar- September	Oktober- October	Novembar- November	Decembar- December
1	1863	2085	2438	3108	2805	2934	3166	3462	3270	3208	2950	2661
2	2374	2136	2519	3184	2834	3064	3079	3284	3478	2780	2818	2636
3	2384	2316	2502	2710	3218	3093	2770	3448	3173	3038	2879	2600
4	2630	2429	2597	3184	3197	2943	2836	3380	3316	2872	2972	2267
5	2725	2597	2684	3137	3496	2763	3019	3478	3034	2998	3171	2507
6	2393	2026	2322	3302	3408	3048	3335	3518	2999	2993	2838	2644
7	1709	1568	2649	3243	3349	2846	2951	3282	3200	3101	2982	2749
8	2339	2092	2431	3232	2805	3044	3109	3428	2932	3128	2771	2554
9	2278	2134	1692	3084	3071	3127	3185	3251	3154	2774	3016	2621
10	2323	2245	2115	2730	2989	3316	2861	3335	3028	2690	3052	2442
11	2577	2054	2491	2762	3492	3200	3218	3337	2870	3076	3183	2295
12	2432	2029	2643	2767	3476	3026	3022	3562	3073	2902	3070	2450
13	2638	1536	2212	2900	3179	3032	3139	3617	3064	3218	2988	2415
14	2316	1728	2512	3073	3117	2963	2960	3243	2972	3306	2850	2641
15	2550	2271	2631	3203	2710	3080	3445	3151	3102	3001	2736	2511
16	2335	2321	2526	3001	2868	3007	3455	3283	3312	2796	2799	2649
17	2008	2453	2793	2890	2854	3255	3385	3271	3394	3105	3072	2352
18	2422	2434	2843	2933	3105	3147	3367	3978	2773	3046	3082	2323
19	2483	2578	2813	2787	2920	2616	3042	3430	3197	3095	2870	2526
20	2704	2571	2687	2880	3477	2673	3512	3183	3632	3190	2634	2308
21	2581	2270	2659	3037	3408	2551	3426	3422	3218	3372	2874	2602
22	2489	2458	2551	3083	3366	2447	3658	3068	3134	3384	2858	2741
23	2333	2397	2804	3023	3331	2917	3428	3156	3059	2695	2984	3075
24	2005	2453	2870	2962	3265	2974	3159	3312	2972	3041	2924	2626
25	2325	2629	2824	2943	3181	2801	3218	3301	2677	3029	2885	2378
26	2411	2641	2853	2762	3119	2742	3175	3566	3114	3018	2627	2719
27	1961	2663	2623	3044	3310	2941	3318	3412	2895	3150	2224	2701
28	2190	2448	2893	3107	3301	2891	3390	2833	2816	3330	2620	2336
29	2257	2469	2846	3612	3001	3035	3690	2911	2944	3197	2586	2810
30	2163		3055	2730	2756	2959	3533	2920	3267	2710	2451	3005
31	1581		3516		2927		3441	2992		3259		2768
Ukupno- Total	71731	65937	81544	90435	97343	88411	100313	102825	93130	94550	85750	79915
Prosje- Average	2314	2274	2630	3014	3140	2947	3236	3317	3104	3050	2858	2578
Godišnji prosjek (PGDS) - Annual average (AADT)												2874

BROJANJE VOZILA NA MREŽI PUTEVA U REPUBLICI SRPSKOJ – 2016. GODINA
VEHICLE COUNTING ON THE ROAD NETWORK OF THE REPUBLIC OF SRPSKA – YEAR 2016

STRUKTURA SAOBRAĆAJNOG TOKA
TRAFFIC FLOW COMPOSITION

Automatski brojač broj - Automatic counter number
 Lokalitet - Location / Stacionaža - Mileage [km+m]
 Broj puta - Road number / Dionica - Section

000009
 Kočićevo / 2+304,00
 M 14.1 (MI-102) / Nova Topola - Srbac

Mjesec - Month	Smjer - Direction	Dužina vozila - Vehicle length								Ukupno - Total
		< 5,5 m	(%)	5,5 - 12 m	(%)	12 - 16,5 m	(%)	< 16,5 m	(%)	
Januar - January	I	31622	88.7	2319	6.4	1711	4.9	52	0.1	35704
	II	32007	88.7	2242	6.4	1768	4.9	11	0.1	36028
	ukupno - total	63628	88.7	4561	6.4	3479	4.9	63	0.1	71731
Februar - February	I	28320	85.1	2682	8.2	2204	6.6	56	0.1	33261
	II	27818	85.1	2712	8.2	2135	6.6	10	0.1	32676
	ukupno - total	56138	85.1	5394	8.2	4339	6.6	66	0.1	65937
Mart - March	I	35295	85.1	3630	9.0	2358	5.8	56	0.1	41339
	II	34109	85.1	3696	9.0	2388	5.8	12	0.1	40205
	ukupno - total	69404	85.1	7326	9.0	4746	5.8	68	0.1	81544
April - April	I	39330	85.8	3862	8.7	2458	5.5	39	0.1	45690
	II	38246	85.8	3990	8.7	2499	5.5	9	0.1	44744
	ukupno - total	77577	85.8	7852	8.7	4958	5.5	48	0.1	90435
Maj - May	I	42424	86.7	3779	8.0	2523	5.3	44	0.1	48770
	II	41939	86.7	3973	8.0	2652	5.3	9	0.1	48573
	ukupno - total	84363	86.7	7752	8.0	5175	5.3	53	0.1	97343
Juni - June	I	38611	86.2	3652	8.3	2417	5.4	47	0.1	44727
	II	37625	86.2	3710	8.3	2336	5.4	12	0.1	43683
	ukupno - total	76237	86.2	7362	8.3	4753	5.4	59	0.1	88411
Juli - July	I	44584	86.6	4083	8.3	2478	5.0	36	0.0	51182
	II	42334	86.6	4197	8.3	2587	5.0	13	0.0	49131
	ukupno - total	86918	86.6	8281	8.3	5065	5.0	49	0.0	100313
Avgust - August	I	44665	86.6	4181	8.3	2564	5.1	46	0.1	51456
	II	44347	86.6	4370	8.3	2633	5.1	19	0.1	51369
	ukupno - total	89013	86.6	8551	8.3	5196	5.1	65	0.1	102825
Septembar - September	I	39250	83.8	4860	10.6	2624	5.5	39	0.1	46773
	II	38808	83.8	4996	10.6	2545	5.5	8	0.1	46356
	ukupno - total	78058	83.8	9856	10.6	5168	5.5	47	0.1	93130
Oktobar - October	I	39958	83.4	5429	11.4	2518	5.2	34	0.0	47940
	II	38931	83.4	5320	11.4	2352	5.2	7	0.0	46610
	ukupno - total	78890	83.4	10749	11.4	4870	5.2	41	0.0	94550
Novembar - November	I	36350	83.4	4738	11.2	2237	5.3	29	0.0	43353
	II	35206	83.4	4903	11.2	2281	5.3	7	0.0	42397
	ukupno - total	71556	83.4	9641	11.2	4517	5.3	36	0.0	85750
Decembar - December	I	34813	85.6	3475	8.9	2147	5.4	29	0.0	40465
	II	33628	85.6	3660	8.9	2156	5.4	6	0.0	39450
	ukupno - total	68441	85.6	7135	8.9	4304	5.4	35	0.0	79915
Ukupno (godišnje) - Total (annual)	I	455223	85.8	46691	8.8	28240	5.3	509	0.1	530662
	II	444999	85.4	47767	9.2	28332	5.4	123	0.0	521222
	ukupno - total	900222	85.6	94459	9.0	56571	5.4	632	0.1	1051884
Prosjeak (PGDS) - Average (AADT)	I	1244	85.8	128	8.8	77	5.3	1	0.1	1450
	II	1216	85.4	131	9.2	77	5.4	0	0.0	1424
	ukupno - total	2460	85.6	258	9.0	155	5.4	2	0.1	2874

BRONANJE VOZILA NA MREŽI PUTEVA U REPUBLICI SRPSKOJ – 2016. GODINA
VEHICLE COUNTING ON THE ROAD NETWORK OF THE REPUBLIC OF SRPSKA – YEAR 2016

SAOBRAĆAJNI POKAZATELJI

Automatski brojač broj
 Lokalizet / Stacionaža [km+m]
 Broj puta / Dionica

000009

Kočičevo / 2+304,00

M 14.1 (MI-102) / Nova Topola - Srbac

Mjesec	Snjir	minimalni čas		maksimalni čas		minimalni dan		maksimalni dan		dnevni prosjek (05-21 h)	noćni prosjek (21-05 h)	prosjek radnim danom	prosjek vikendom	ljetni prosjek
		datum/dan	čas	voz/h	datum/dan	čas	voz/h	datum/dan	voz/dan					
Januar	I	utorak/26.	1	1	133	1385	nedjelja/31.	747	srijeda/20.	1002	151	1238	1034	
	II	petak/8.	3	0	122	1346	nedjelja/31.	834	utorak/5.	1029	135	1209	1101	
	I+II	ponedjeljak/18.	3	4	250	2725	nedjelja/31.	1581	utorak/5.	2030	285	2446	2135	
Februar	I	utorak/23.	2	1	151	1390	nedjelja/7.	777	petak/26.	1022	126	1192	1032	
	II	ponedjeljak/1.	4	1	150	1327	subota/13.	747	subota/27.	1022	106	1151	1069	
	I+II	utorak/2.	3	4	246	2663	subota/13.	1536	subota/27.	2044	233	2344	2101	
Mart	I	četvrtak/3.	1	2	199	1823	srijeda/9.	854	četvrtak/31.	1823	155	1347	1295	
	II	ponedjeljak/14.	4	1	156	1693	srijeda/9.	838	četvrtak/31.	1169	129	1294	1310	
	I+II	utorak/1.	2	6	296	3516	srijeda/9.	1692	četvrtak/31.	2348	284	2642	2605	
April	I	srijeda/20.	1	3	156	1969	nedjelja/10.	1275	petak/29.	1330	192	1527	1512	
	II	utorak/19.	3	1	162	1837	petak/1.	1275	ponedjeljak/4.	1324	168	1497	1481	
	I+II	ponedjeljak/11.	2	9	259	2710	nedjelja/3.	2710	ponedjeljak/4.	2655	359	3024	2993	
Maj	I	ponedjeljak/2.	2	0	181	1865	nedjelja/15.	1190	petak/20.	1398	175	1611	1503	
	II	petak/13.	2	1	155	1754	ponedjeljak/30.	1395	četvrtak/5.	1417	150	1567	1566	
	I+II	ponedjeljak/2.	2	6	315	3496	nedjelja/15.	2710	četvrtak/5.	2814	326	3178	3070	
Juni	I	utorak/21.	1	2	151	1757	srijeda/22.	1241	petak/10.	1306	185	1509	1441	1491
	II	petak/3.	3	3	144	1583	srijeda/22.	1206	ponedjeljak/6.	1300	157	1455	1464	1457
	I+II	ponedjeljak/6.	2	8	259	2447	srijeda/22.	2447	petak/10.	2605	342	2964	2905	2948
Juli	I	ponedjeljak/25.	3	4	162	1996	nedjelja/3.	1356	petak/22.	1399	251	1657	1636	1650
	II	srijeda/6.	2	3	162	1760	nedjelja/4.	1394	nedjelja/31.	1372	213	1581	1594	1585
	I+II	utorak/26.	3	10	278	3690	nedjelja/3.	2770	petak/29.	2771	464	3238	3230	3235
Avgust	I	utorak/30.	2	3	187	2010	nedjelja/28.	1268	četvrtak/18.	1416	244	1679	1603	1659
	II	utorak/30.	3	2	153	1968	utorak/30.	1470	četvrtak/18.	1422	235	1638	1711	1657
	I+II	utorak/30.	2	6	293	2833	nedjelja/28.	2833	četvrtak/18.	2838	479	3318	3314	3317
Septembar	I	ponedjeljak/12.	3	2	219	1866	nedjelja/25.	1310	petak/2.	1349	209	1586	1480	1558
	II	ponedjeljak/5.	2	2	159	1820	nedjelja/25.	1367	utorak/20.	1374	171	1544	1546	1545
	I+II	ponedjeljak/5.	2	6	312	3632	nedjelja/25.	2677	utorak/20.	2723	379	3130	3025	3102
Oktobar	I	ponedjeljak/31.	2	0	174	1837	nedjelja/2.	1303	petak/28.	1351	194	1569	1494	
	II	utorak/4.	3	1	166	1824	ponedjeljak/10.	1327	ponedjeljak/31.	1337	166	1518	1473	
	I+II	srijeda/5.	3	5	270	3384	ponedjeljak/10.	2690	subota/22.	2888	360	3087	2967	
Novembar	I	utorak/15.	2	2	145	1673	nedjelja/27.	1047	petak/11.	1276	190	1468	1391	
	II	ponedjeljak/7.	3	1	134	1544	nedjelja/27.	1177	subota/5.	1264	182	1412	1419	
	I+II	ponedjeljak/7.	2	6	261	3183	nedjelja/27.	2224	petak/11.	2540	372	2880	2811	
Decembar	I	utorak/20.	1	1	147	1736	utorak/20.	1001	petak/23.	1147	157	1339	1219	
	II	utorak/6.	2	1	119	1427	subota/17.	1146	petak/30.	1142	132	1291	1231	
	I+II	utorak/20.	3	4	253	2267	nedjelja/4.	2267	petak/23.	2289	289	2630	2450	
Godina	I	ponedjeljak/2.5.	2	0	219	2010	nedjelja/31.1.	747	četvrtak/18.8.	1264	186	1477	1387	1589
	II	petak/8.1.	3	0	166	1968	subota/13.2.	747	četvrtak/18.8.	1264	162	1430	1414	1561
	I+II	ponedjeljak/18.1.	3	4	315	3978	subota/13.2.	1536	četvrtak/18.8.	2529	348	2907	2800	3150

BROJANJE VOZILA NA MREŽI PUTEVA U REPUBLICI SRPSKOJ – 2016. GODINA
VEHICLE COUNTING ON THE ROAD NETWORK OF THE REPUBLIC OF SRPSKA – YEAR 2016

TRAFFIC PARAMETERS

Automatic counter number
 Location / Mileage [km+m]
 Road number / Section

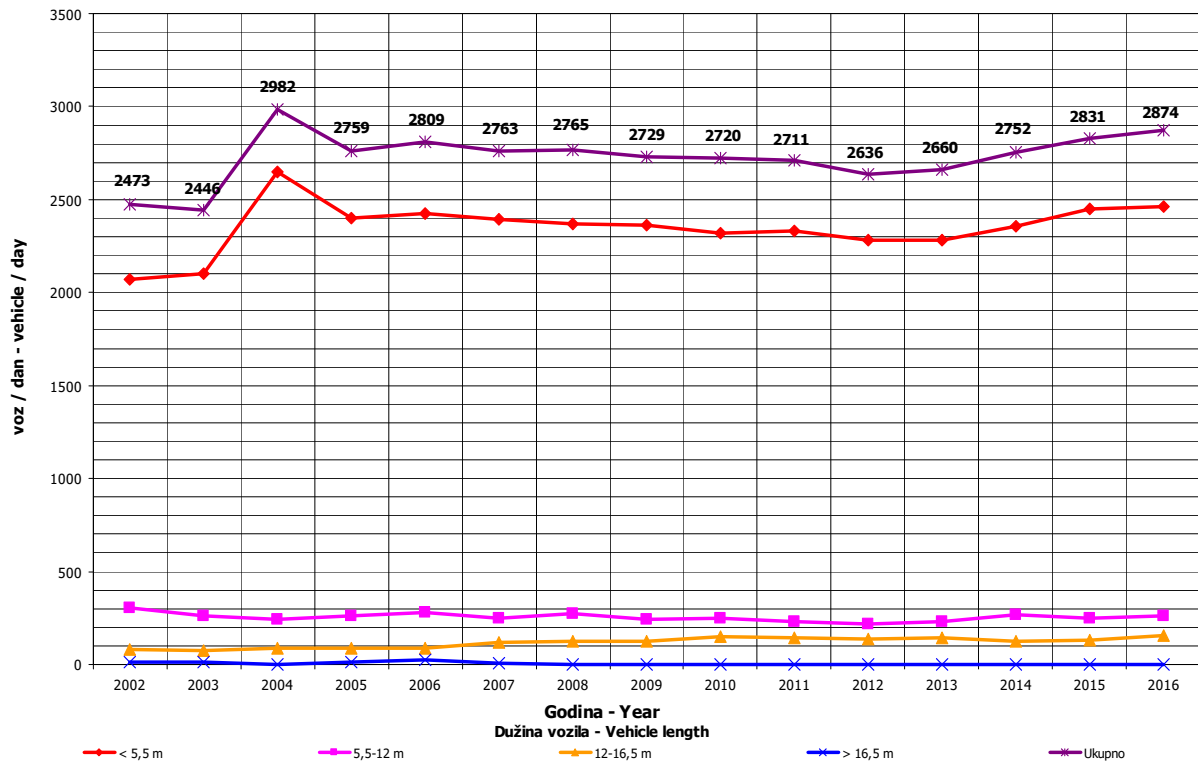
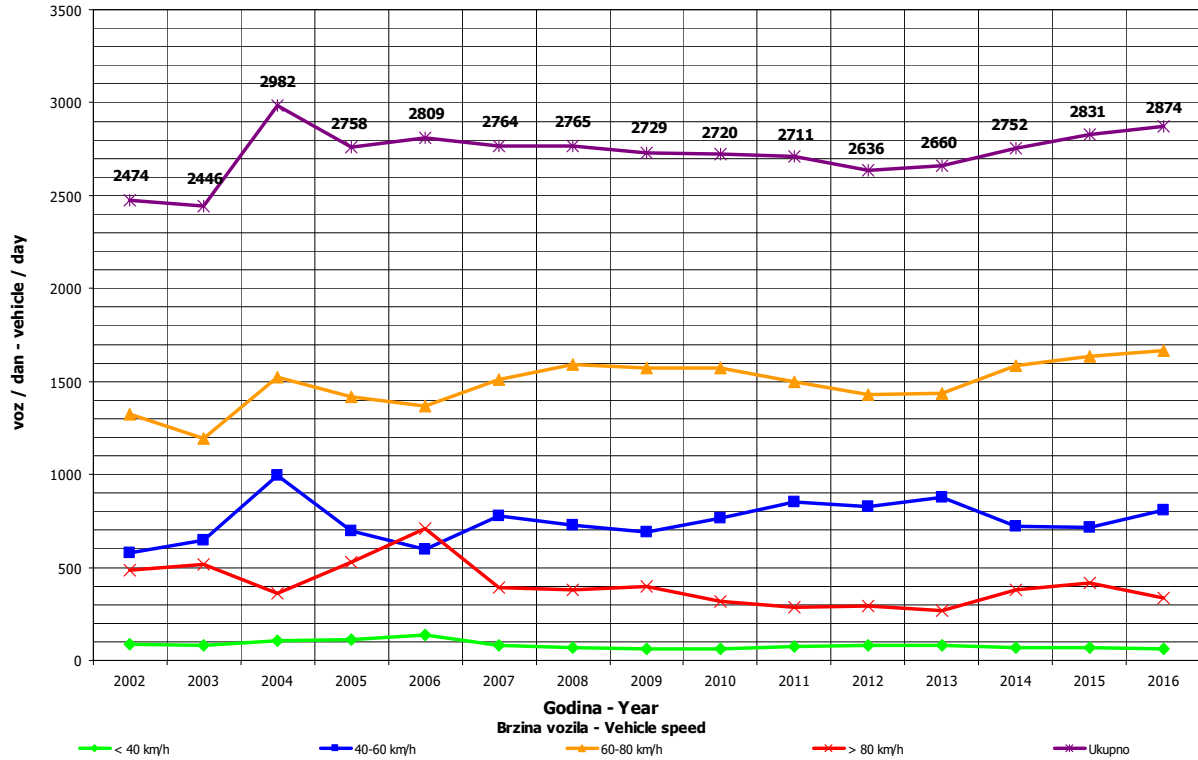
000009
 Kočićevo / 2+304,00
 M 14.1 (MI-102) / Nova Topola - Srbac

Month	Direction	minimum hour		maximum hour		veh/h		veh/day		veh/day		day time average (5-21 h)	night average (21-05 h)	working day average	weekend average	summer average
		date/day	hour	date/day	hour	veh/h	veh/day	date/day	veh/day							
January	I	26/Tuesday	1	11/Monday	12	133	747	20/Wednesday	1385	1002	151	1238	1034			
	II	8/Friday	3	23/Saturday	14	122	834	5/Tuesday	1346	1029	135	1209	1101			
	I+II	18/Monday	3	11/Monday	12	250	1581	5/Tuesday	2725	2030	285	2446	2135			
February	I	23/Tuesday	2	5/Friday	13	151	777	7/Sunday	1390	1022	126	1192	1032			
	II	1/Monday	4	5/Friday	14	150	747	13/Saturday	1327	1022	106	1151	1069			
	I+II	2/Tuesday	3	5/3/Friday	14	246	1536	27/Saturday	2663	2044	233	2344	2101			
March	I	3/Thursday	1	12/Saturday	12	199	854	9/Wednesday	1823	1178	155	1347	1295			
	II	14/Monday	4	20/Sunday	16	156	838	9/Wednesday	1693	1169	129	1294	1310			
	I+II	1/Tuesday	2	12/Saturday	12	296	1692	9/Wednesday	3516	2348	284	2642	2605			
April	I	20/Wednesday	1	9/Saturday	14	156	1275	10/Sunday	1969	1330	192	1527	1512			
	II	19/Tuesday	3	17/Sunday	15	162	1275	1/Friday	1837	1324	168	1497	1481			
	I+II	11/Monday	2	14/Monday	13	259	2710	3/Sunday	3612	2655	359	3024	2993			
May	I	2/Monday	2	22/Sunday	10	181	1190	15/Sunday	1865	1398	175	1611	1503			
	II	13/Friday	2	22/Sunday	10	155	1395	30/Monday	1754	1417	150	1567	1566			
	I+II	2/Monday	2	22/Sunday	10	315	2710	15/Sunday	3496	2814	326	3178	3070			
June	I	21/Tuesday	1	11/Saturday	12	151	1241	22/Wednesday	1757	1306	185	1509	1441			
	II	3/Friday	3	15/Wednesday	11	144	1206	22/Wednesday	1583	1300	157	1455	1464			
	I+II	6/Monday	2	15/Wednesday	11	259	2447	22/Wednesday	3316	2605	342	2964	2905			
July	I	25/Monday	3	4/Friday	16	162	1356	3/Sunday	1996	1399	251	1657	1636			
	II	6/Wednesday	2	23/Saturday	14	162	1394	4/Monday	1760	1372	213	1581	1594			
	I+II	26/Tuesday	3	30/Saturday	12	278	2770	3/Sunday	3690	2771	464	3238	3230			
August	I	30/Tuesday	2	13/Saturday	15	187	1268	28/Sunday	2010	1416	244	1679	1603			
	II	30/Tuesday	3	6/Saturday	15	153	1470	30/Tuesday	1968	1422	235	1638	1711			
	I+II	30/Tuesday	2	13/Saturday	15	293	2833	28/Sunday	3978	2838	479	3318	3314			
September	I	12/Monday	3	2/Friday	12	219	1310	26/Sunday	1866	1349	209	1586	1480			
	II	5/Monday	2	4/Sunday	19	159	1367	25/Sunday	1820	1374	171	1544	1546			
	I+II	5/Monday	2	2/Friday	12	312	2677	25/Sunday	3632	2723	379	3130	3025			
October	I	31/Monday	2	1/Saturday	11	174	1303	2/Sunday	1837	1351	194	1569	1494			
	II	4/Tuesday	3	1/Saturday	14	166	1327	10/Monday	1824	1337	166	1518	1473			
	I+II	5/Wednesday	3	22/Saturday	13	270	2690	10/Monday	3384	2688	360	3087	2967			
November	I	15/Tuesday	2	5/Saturday	11	145	1047	27/Sunday	1673	1276	190	1468	1391			
	II	7/Monday	3	13/Sunday	16	134	1177	27/Sunday	1544	1264	182	1412	1419			
	I+II	7/Monday	2	5/Saturday	12	261	2224	27/Sunday	3183	2540	372	2880	2811			
December	I	20/Tuesday	1	23/Friday	16	147	1001	20/Tuesday	1736	1147	157	1339	1219			
	II	6/Tuesday	2	22/Thursday	11	119	1146	17/Saturday	1427	1142	132	1291	1231			
	I+II	20/Tuesday	3	30/Friday	12	253	2267	4/Sunday	3075	2289	289	2630	2450			
Year	I	May 2/Monday	2	September 2/Friday	12	219	747	January 31/Sunday	2010	1264	186	1477	1387			
	II	January 8/Friday	3	October 1/Saturday	14	166	747	February 13/Saturday	1968	1264	162	1430	1414			
	I+II	January 18/Monday	3	May 22/Sunday	10	315	1536	February 13/Saturday	3978	2529	348	2907	2800			

GODIŠNJA NERAVNOMJERNOST SAOBRAĆAJNOG TOKA TRAFFIC FLOW ANNUAL VARIATION

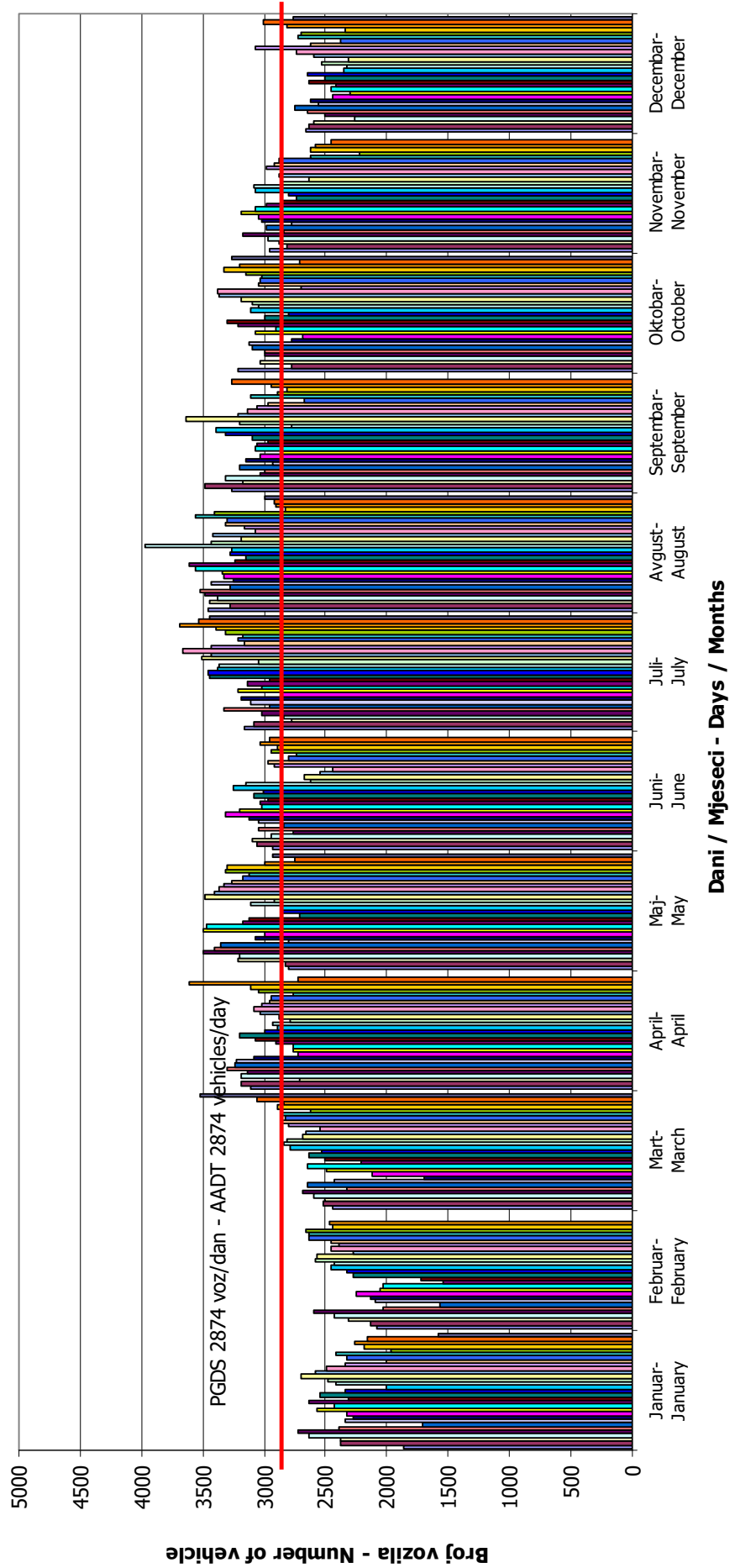
Automatski brojač broj - Automatic counter number
 Lokalizet - Location / Stacionaža - Mileage [km+m]
 Broj puta - Road number / Dionica - Section

000009
 Kočićevo / 2+304,00
 M 14.1 (MI-102) / Nova Topola - Srbac



**DNEVNA NERAVNOMJERNOST SAOBRAĆAJNOG TOKA
 TRAFFIC FLOW DAILY VARIATION**

Automatski brojač broj - Automatic counter number 000009
 Lokalizet - Location / Stacionaža - Mileage [km+tm] Kočićevo / 2+304,00
 Broj puta - Road number/ Dionica - Section M 14.1 (MI-102) / Nova Topola - Srbac

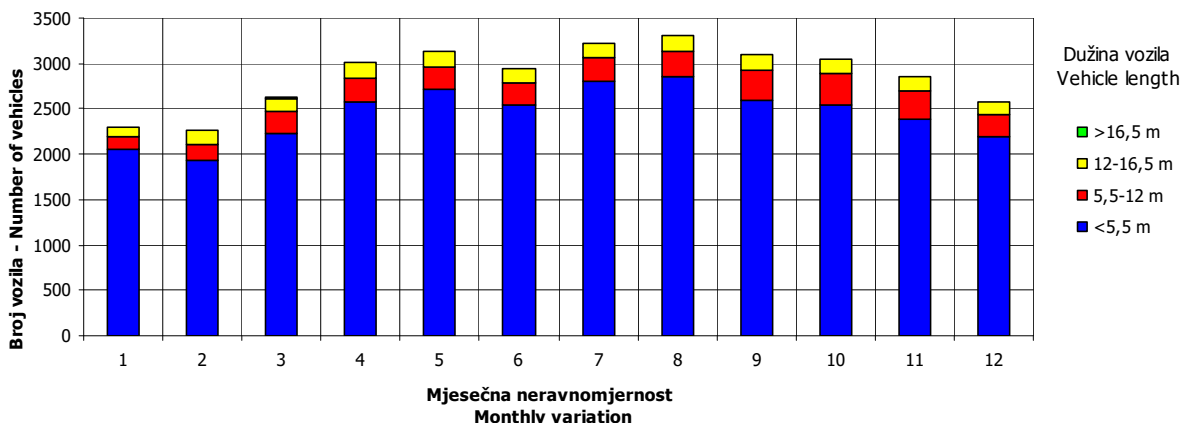
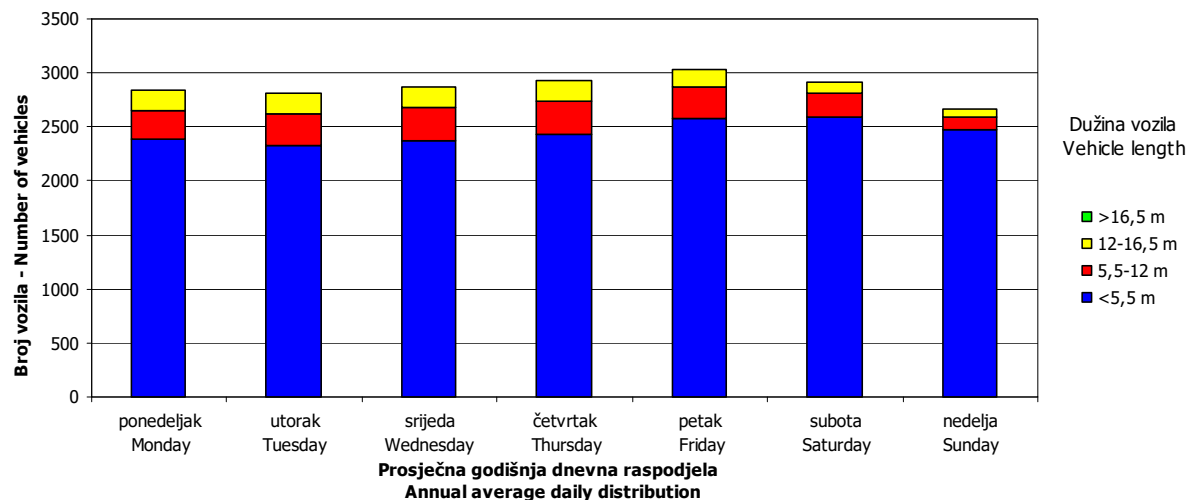
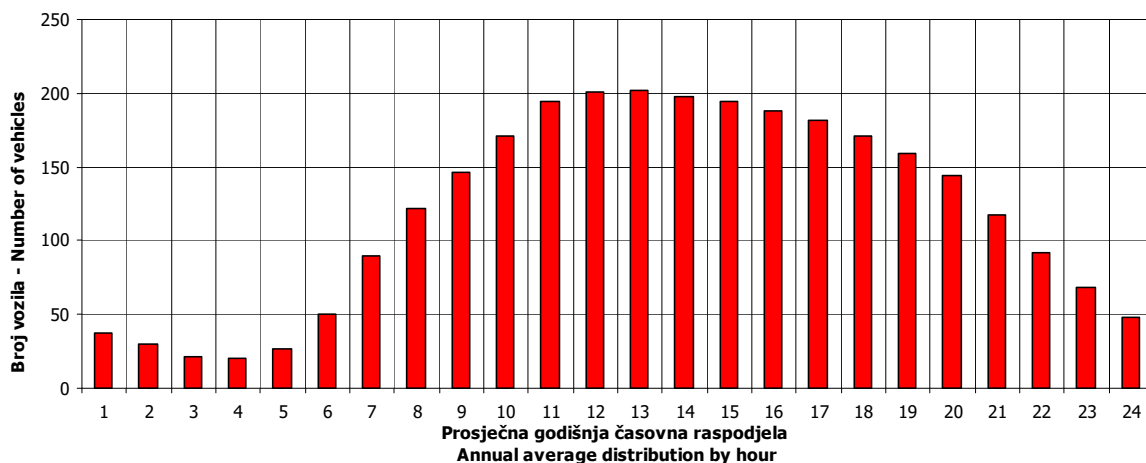


VREMENSKA RASPODJELA SAOBRAĆAJNOG TOKA TRAFFIC FLOW TIME DISTRIBUTION

Automatski brojač broj - Automatic counter number
 Lokalizet - Location / Stacionaža - Mileage [km+m]
 Broj puta - Road number / Dionica - Section

000009
 Kočićevo / 2+304,00
 M 14.1 / Nova Topola - Srbac

PGDS 2874 voz/dan AADT 2874 veh/day

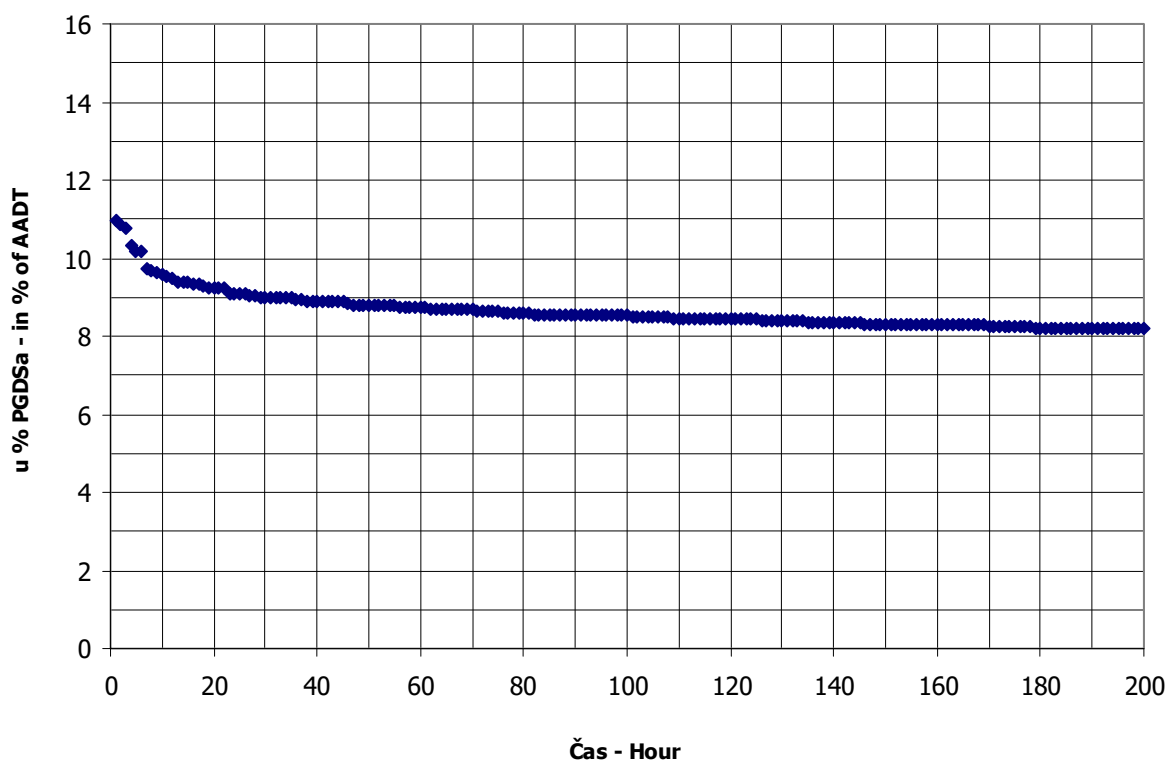


SATNA DISTRIBUCIJA SAOBRAĆAJNOG TOKA TRAFFIC FLOW HOURLY DISTRIBUTION

Automatski brojač broj - Automatic counter number
 Lokalitet - Location / Stacionaža - Mileage [km+m]
 Broj puta - Road number / Dionica - Section

000009
 Kočićevo / 2+304,00
 M 14.1 (MI-102) / Nova Topola - Srbac

PGDS - AADT	2874 voz/dan - veh/day							
Čas - Hour	Maksimalni vršni sat - Maximum peak hour	10	20	30	40	50	100	200
Sat u danu - Hour of day	10	11	14	11	11	12	11	10
Sat u godini - Hour in year	3419	5412	5535	3996	3564	8749	7884	7019
Dan - Day of week	nedjelja - Sunday	subota - Saturday	četvrtak - Thursday	srijeda - Wednesday	subota - Saturday	petak - Friday	četvrtak - Thursday	srijeda - Wednesday
Datum - Date	22	13	18	15	28	30	24	19
Mjesec - Month	maj - May	avgust - August	avgust - August	juni - June	maj - May	decembar - December	novembar - November	oktobar - October
Vrijednost - Value	315	275	266	259	256	253	245	235
% - percent	10.96	9.57	9.25	9.01	8.91	8.80	8.52	8.18



BROJANJE VOZILA NA MREŽI PUTEVA U REPUBLICI SRPSKOJ – 2016. GODINA
VEHICLE COUNTING ON THE ROAD NETWORK OF THE REPUBLIC OF SRPSKA – YEAR 2016

MJESEČNI BROJ VOZILA
MONTHLY NUMBER OF VEHICLES

Automatski brojač broj - Automatic counter number
 Lokalitet - Location / Stacionaža - Mileage [km+m]
 Broj puta - Road number / Dionica - Section

000010
 Mahovljani / 14+757,00
 M 16 (MI-101) / Nova Topola - Klačnice 1

	Mjesec - Month											
	Januar- January	Februar- February	Mart- March	April- April	Maj- May	Jun- June	Juli- July	August- August	Septembar- September	Oktober- October	Novembar- November	Decembar- December
1	5733	7549	8850	10878	9429	9937	11213	12235	10406	10879	11009	9059
2	7682	7687	9206	10634	9349	11021	10670	11057	11710	9042	10019	9829
3	8066	7715	8638	7785	11188	11078	9566	11638	10526	10949	10310	9071
4	10012	7987	9513	11855	11417	9972	10175	11504	10191	10118	12510	7958
5	9997	9028	8809	11255	11260	9200	9732	12756	10461	10595	11132	9622
6	7501	7137	7750	10847	11388	10924	10382	12206	10190	10353	8743	10065
7	4976	5426	9179	10334	10528	10001	10292	11310	10265	11378	10020	10085
8	8013	7878	8457	11409	9644	9810	11832	11892	10470	10286	9389	9596
9	8237	7781	6326	10577	10476	10219	11108	11013	11457	9468	9375	10606
10	8313	7475	7322	8994	10145	11074	9769	11242	10304	10085	9799	9326
11	8978	7064	8751	9607	10889	9899	11407	11332	9238	10128	10944	7738
12	7204	7771	8108	9391	11634	8918	10609	12564	10063	10569	10074	9676
13	9021	5870	7092	9527	11451	10220	10714	12125	10107	10909	8437	9256
14	7412	6082	9161	10251	10402	9995	10512	11356	10131	11411	9813	9494
15	8764	8079	9019	11137	9165	10003	12478	11890	10698	10335	9650	9713
16	8305	8126	9251	10083	9984	10199	11672	11026	11860	8779	9749	10776
17	6792	8139	9487	8621	9771	10911	10312	10868	10467	10621	9931	8687
18	8799	8161	10430	9576	10179	9788	11418	11413	8891	10226	11025	7895
19	8870	9137	9385	9693	10164	8399	10706	11783	10642	10036	9925	9478
20	8952	7683	8112	9763	11730	9681	11758	11249	10788	10134	8659	8478
21	8548	7078	9361	10038	10948	9174	11268	10688	10210	11488	9830	8933
22	8937	8634	9172	11080	9192	9805	12610	10814	10137	10522	9395	9667
23	7759	8573	9396	10192	11319	11886	11835	9769	11989	8664	9713	10543
24	6453	8666	9280	8702	10705	11767	10494	10536	10791	10229	9791	8430
25	8529	8784	10630	10350	9766	10202	11441	10515	9217	10497	10217	7505
26	8195	9803	9445	10743	10378	9600	10877	11663	10814	8617	8955	9540
27	6910	8799	8463	10295	11367	10257	11156	10768	10385	10471	7767	10809
28	7375	7747	9740	11026	10181	10028	11575	10357	10322	12308	9420	10518
29	8207	9300	9978	12924	9216	9987	13470	11027	10886	10911	9362	11334
30	7133		10544	9151	9438	10210	12718	10178	12627	9089	9181	12460
31	5231		12566		9432		11287	9445		12554		11265
Ukupno- Total	244962	229277	281467	306706	322098	304192	345014	348180	316211	321600	294151	297463
Prosje- Average	7902	7906	9080	10224	10390	10140	11129	11232	10540	10374	9805	9596
Godišnji prosjek (PGDS) - Annual average (AADT)												9867

BROJANJE VOZILA NA MREŽI PUTEVA U REPUBLICI SRPSKOJ – 2016. GODINA
VEHICLE COUNTING ON THE ROAD NETWORK OF THE REPUBLIC OF SRPSKA – YEAR 2016

STRUKTURA SAOBRAĆAJNOG TOKA
TRAFFIC FLOW COMPOSITION

Automatski brojač broj - Automatic counter number
 Lokalizet - Location / Stacionaža - Mileage [km+m]
 Broj puta - Road number / Dionica - Section

000010
 Mahovljani / 14+757,00
 M 16 (MI-101) / Nova Topola - Klačnice 1

Mjesec - Month	Smjer - Direction	Dužina vozila - Vehicle length								Ukupno - Total
		< 5,5 m	(%)	5,5 - 12 m	(%)	12 - 16,5 m	(%)	< 16,5 m	(%)	
Januar - January	I	108505	92.3	7626	5.8	2180	1.8	280	0.1	118591
	II	117478	92.3	6698	5.8	2165	1.8	31	0.1	126371
	ukupno - total	225983	92.3	14324	5.8	4345	1.8	311	0.1	244962
Februar - February	I	103192	90.5	8403	6.8	2847	2.5	357	0.2	114798
	II	104374	90.5	7265	6.8	2793	2.5	47	0.2	114479
	ukupno - total	207566	90.5	15668	6.8	5639	2.5	404	0.2	229277
Mart - March	I	126354	89.8	11455	7.5	3682	2.5	393	0.2	141884
	II	126496	89.8	9599	7.5	3448	2.5	40	0.2	139583
	ukupno - total	252850	89.8	21054	7.5	7130	2.5	433	0.2	281467
April - April	I	138237	90.5	12002	7.1	3620	2.3	394	0.1	154253
	II	139241	90.5	9880	7.1	3285	2.3	47	0.1	152454
	ukupno - total	277478	90.5	21882	7.1	6905	2.3	441	0.1	306706
Maj - May	I	142882	90.4	12909	7.3	3650	2.2	374	0.1	159815
	II	148201	90.4	10447	7.3	3594	2.2	42	0.1	162284
	ukupno - total	291082	90.4	23356	7.3	7244	2.2	416	0.1	322098
Juni - June	I	136654	90.4	11990	7.1	3795	2.4	348	0.1	152786
	II	138214	90.4	9568	7.1	3587	2.4	36	0.1	151405
	ukupno - total	274868	90.4	21558	7.1	7382	2.4	384	0.1	304192
Juli - July	I	160397	91.2	12804	6.7	3579	2.0	314	0.1	177094
	II	154330	91.2	10154	6.7	3403	2.0	33	0.1	167920
	ukupno - total	314726	91.2	22958	6.7	6982	2.0	347	0.1	345014
Avgust - August	I	151462	90.9	13486	6.8	3456	2.0	611	0.2	169015
	II	165088	90.9	10363	6.8	3663	2.0	51	0.2	179165
	ukupno - total	316550	90.9	23849	6.8	7119	2.0	662	0.2	348180
Septembar - September	I	139098	89.1	14429	8.3	3843	2.4	517	0.2	157886
	II	142691	89.1	11973	8.3	3621	2.4	41	0.2	158326
	ukupno - total	281788	89.1	26401	8.3	7464	2.4	558	0.2	316211
Oktobar - October	I	138301	87.7	17144	9.7	3780	2.3	845	0.3	160070
	II	143780	87.7	14174	9.7	3514	2.3	62	0.3	161530
	ukupno - total	282081	87.7	31318	9.7	7294	2.3	907	0.3	321600
Novembar - November	I	128241	88.2	13797	9.1	3400	2.4	819	0.3	146257
	II	131272	88.2	12851	9.1	3704	2.4	67	0.3	147894
	ukupno - total	259513	88.2	26648	9.1	7104	2.4	886	0.3	294151
Decembar - December	I	130892	90.3	10658	6.8	3641	2.7	405	0.2	145595
	II	137758	90.3	9653	6.8	4320	2.7	137	0.2	151868
	ukupno - total	268650	90.3	20311	6.8	7961	2.7	542	0.2	297463
Ukupno (godišnje) - Total (annual)	I	1604214	89.2	146703	8.2	41474	2.3	5654	0.3	1798044
	II	1648923	90.9	122624	6.8	41098	2.3	634	0.0	1813278
	ukupno - total	3253136	90.1	269327	7.5	82572	2.3	6288	0.2	3611322
Prosjek (PGDS) - Average (AADT)	I	4383	89.2	401	8.2	113	2.3	15	0.3	4913
	II	4505	90.9	335	6.8	112	2.3	2	0.0	4954
	ukupno - total	8888	90.1	736	7.5	226	2.3	17	0.2	9867

BRONANJE VOZILA NA MREŽI PUTEVA U REPUBLICI SRPSKOJ – 2016. GODINA
VEHICLE COUNTING ON THE ROAD NETWORK OF THE REPUBLIC OF SRPSKA – YEAR 2016

SAOBRAĆAJNI POKAZATELJI

000010
 Mahovljani / 14+757,00
 M 16 (MI-101) / Nova Topola - Klačnice 1

Automatski brojač broj
 Lokalizet / Stacionaža [km+m]
 Broj puta / Dionica

Mjesec	Snjir	minimalni čas		maksimalni čas		minimalni dan		maksimalni dan		dnevni prosjek (05-21 h)	noćni prosjek (21-05 h)	prosjek radnim danom	prosjek vikendom	ljetni prosjek
		datum/dan	čas	datum/dan	čas	datum/dan	voz/dan	datum/dan	voz/dan					
Januar	I	ponedeljak/11.	2	7	utorak/5.	15	402	nedelja/31.	2329	4888	3378	445	4223	3272
	II	utorak/26.	2	6	nedelja/10.	13	496	četvrtak/7.	2555	5162	3685	391	4263	3818
	I+II	utorak/26.	2	19	utorak/5.	15	854	četvrtak/7.	4976	10012	7063	837	8485	7091
Februar	I	srijeda/3.	2	6	petak/26.	15	399	nedelja/7.	2544	5115	3567	389	4172	3389
	II	srijeda/3.	2	5	nedelja/28.	13	390	subota/13.	2739	4688	3619	327	4082	3589
	I+II	srijeda/3.	2	11	petak/26.	15	764	nedelja/7.	5426	9803	7187	715	8254	6978
Mart	I	srijeda/9.	1	9	četvrtak/31.	19	485	srijeda/9.	3146	6938	4115	461	4758	4050
	II	četvrtak/3.	3	5	četvrtak/31.	16	424	srijeda/9.	3180	5628	4123	380	4557	4346
	I+II	četvrtak/10.	2	17	četvrtak/31.	16	879	srijeda/9.	6326	12566	8238	840	9316	8396
April	I	ponedeljak/18.	2	6	petak/1.	17	471	nedelja/3.	3702	7204	4488	653	5231	4960
	II	petak/15.	3	8	ponedeljak/4.	14	668	petak/1.	3956	7626	4596	488	5222	4807
	I+II	utorak/26.	2	26	ponedeljak/4.	14	997	nedelja/3.	7785	12924	9084	1140	10453	9766
Maj	I	srijeda/11.	2	18	četvrtak/12.	15	424	nedelja/15.	3754	6445	4463	692	5425	4665
	II	srijeda/4.	3	10	nedelja/8.	13	478	utorak/31.	4690	6135	4700	536	5255	5202
	I+II	utorak/31.	2	33	četvrtak/12.	15	830	nedelja/15.	9165	11730	9163	1228	10680	9866
Juni	I	utorak/14.	2	17	četvrtak/23.	7	463	nedelja/26.	3851	6437	4402	689	5286	4555
	II	utorak/21.	3	8	nedelja/26.	13	511	nedelja/19.	4490	5908	4499	548	5086	4942
	I+II	utorak/21.	2	26	četvrtak/23.	15	836	nedelja/19.	8399	11886	8901	1238	10372	9497
Juli	I	četvrtak/7.	3	23	subota/30.	15	535	nedelja/3.	4470	7446	4800	913	5786	5558
	II	utorak/5.	3	12	nedelja/24.	12	465	utorak/5.	4828	6024	4702	716	5434	5418
	I+II	četvrtak/7.	3	44	subota/30.	11	926	nedelja/3.	9566	13470	9302	1629	11220	10943
Avgust	I	utorak/30.	2	12	srijeda/3.	15	444	nedelja/28.	4237	6697	4661	790	5544	5188
	II	utorak/30.	3	14	nedelja/7.	13	500	srijeda/31.	4953	6437	5093	688	5681	6070
	I+II	utorak/30.	2	28	petak/5.	15	861	srijeda/31.	9445	12756	9754	1479	11224	11257
Septembar	I	ponedeljak/12.	2	17	petak/30.	18	522	nedelja/18.	3878	6793	4620	643	5456	4732
	II	utorak/20.	2	9	nedelja/4.	13	477	četvrtak/22.	5009	5834	4775	503	5299	5222
	I+II	četvrtak/22.	2	33	petak/16.	15	856	nedelja/18.	8891	12627	9396	1146	10755	9953
Oktobar	I	ponedeljak/24.	2	14	petak/28.	17	494	nedelja/16.	3870	6963	4593	572	5368	4736
	II	utorak/11.	2	7	ponedeljak/31.	15	570	srijeda/26.	3869	7531	4767	444	5283	5062
	I+II	utorak/25.	2	24	ponedeljak/31.	15	886	srijeda/26.	8617	12554	9360	1016	10651	9798
Novembar	I	ponedeljak/14.	2	9	petak/4.	13	500	nedelja/27.	3530	7167	4321	658	5024	4527
	II	utorak/15.	1	7	utorak/1.	16	458	nedelja/27.	4237	5865	4508	522	5006	4753
	I+II	utorak/15.	1	20	petak/1.	16	849	nedelja/27.	7767	12510	8828	1180	10030	9280
Decembar	I	četvrtak/8.	2	6	petak/30.	15	570	nedelja/25.	3238	6414	4196	499	4885	4232
	II	utorak/6.	2	7	petak/30.	13	454	subota/17.	4032	6046	4496	403	5094	4421
	I+II	utorak/6.	2	18	petak/30.	15	986	nedelja/25.	7505	12460	8692	902	9979	8653
Godina	I	srijeda/3.2.	2	6	petak/30.12.	15	570	nedelja/31.1.	2329	7446	4300	617	5096	4489
	II	srijeda/3.2.	2	5	ponedeljak/4.4.	14	668	četvrtak/7.1.	2555	7626	4464	496	5022	4801
	I+II	srijeda/3.2.	2	11	ponedeljak/4.4.	14	997	četvrtak/7.1.	4976	13470	8764	1112	10118	9290

BROJANJE VOZILA NA MREŽI PUTEVA U REPUBLICI SRPSKOJ – 2016. GODINA
VEHICLE COUNTING ON THE ROAD NETWORK OF THE REPUBLIC OF SRPSKA – YEAR 2016

TRAFFIC PARAMETERS

Automatic counter number
 Location / Mileage [km+m]
 Road number / Section

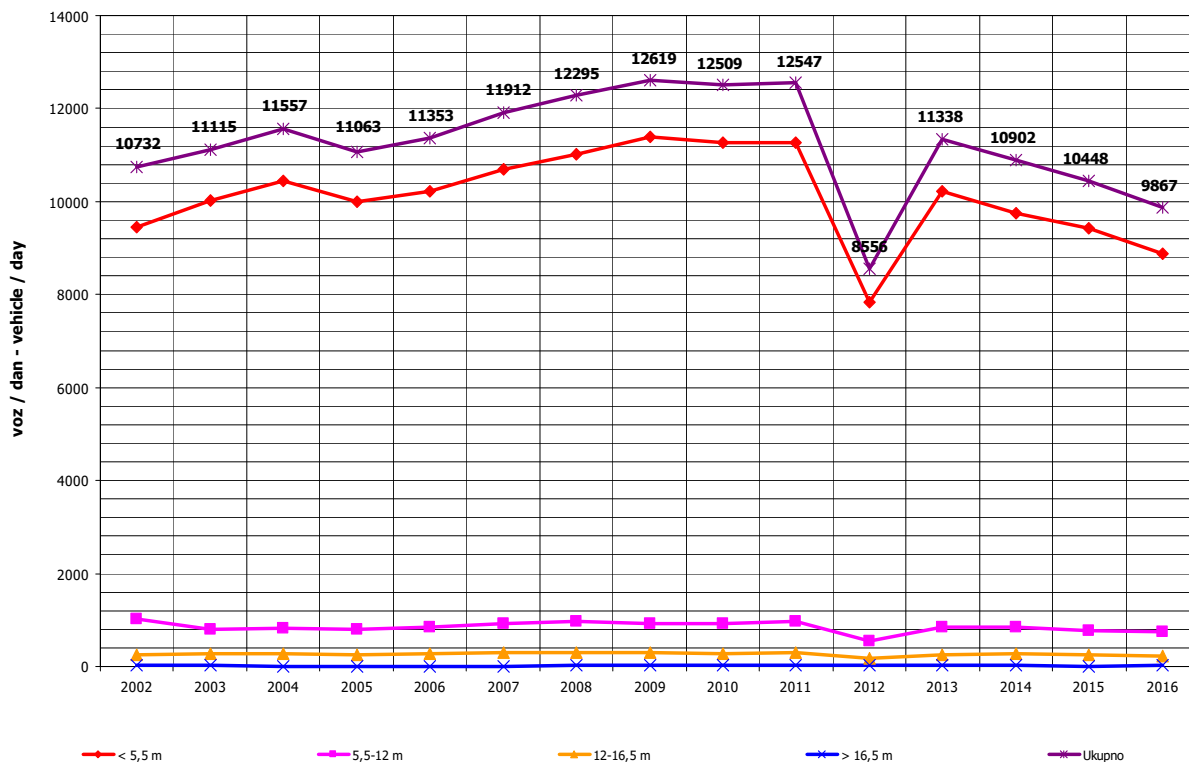
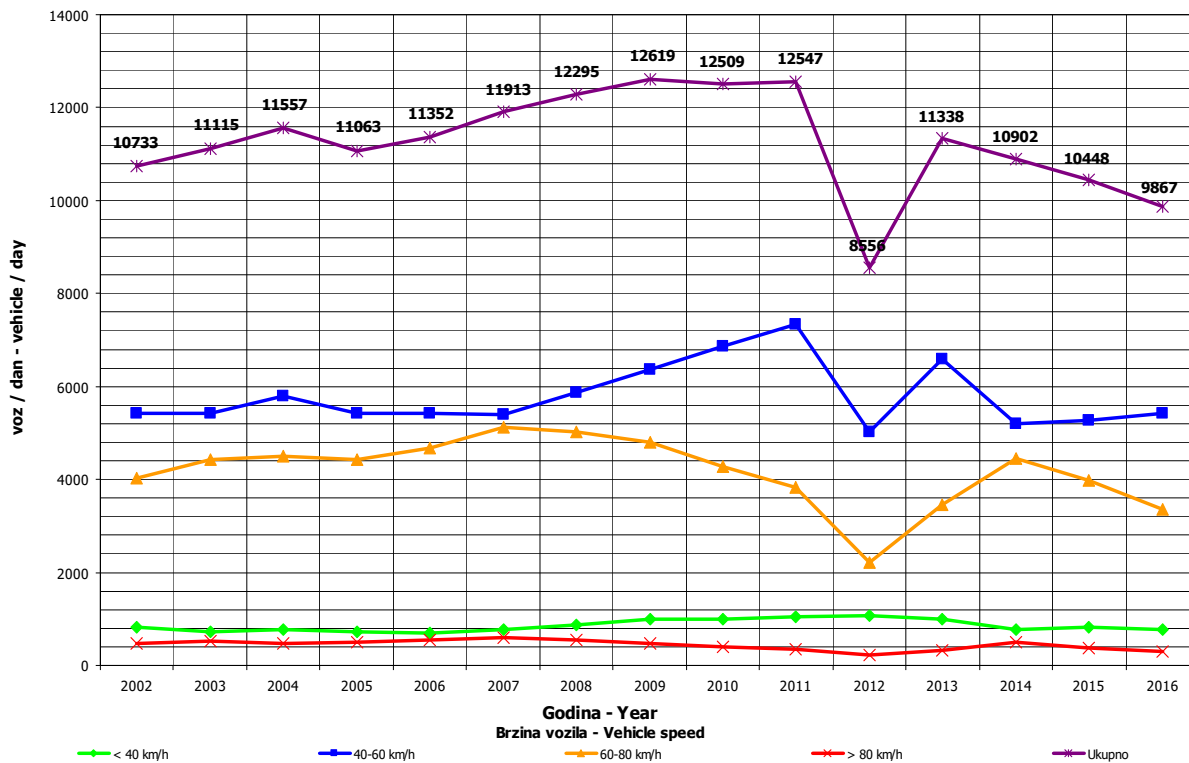
000010
 Mahovijani / 14+757,00
 M 16 (MI-101) / Nova Topola - Klačnice 1

Month	Direction	minimum hour		maximum hour		minimum day		maximum day		day time average (5-21 h)	night average (21-05 h)	working day average	weekend average	summer average
		date/day	hour	date/day	hour	date/day	veh/day	date/day	veh/day					
January	I	11/Monday	2	5/Tuesday	15	31/Sunday	2329	4/Monday	4888	3378	445	4222	3272	
	II	26/Tuesday	2	10/Sunday	13	7/Thursday	2555	5/Tuesday	5162	3685	391	4263	3818	
	I+II	26/Tuesday	2	5/Tuesday	15	7/Thursday	4976	4/Monday	10012	7063	837	8485	7091	
February	I	3/Wednesday	2	26/Friday	15	7/Sunday	2544	26/Friday	5115	3567	389	4172	3389	
	II	3/Wednesday	2	28/Sunday	13	13/Saturday	2739	26/Friday	4688	3619	327	4082	3589	
	I+II	3/Wednesday	2	26/Friday	15	7/Sunday	5426	26/Friday	9803	7187	715	8254	6978	
March	I	9/Wednesday	1	31/Thursday	19	9/Wednesday	3146	31/Thursday	6938	4115	461	4758	4050	
	II	3/Thursday	3	31/Thursday	16	9/Wednesday	3180	31/Thursday	5628	4123	380	4557	4346	
	I+II	10/Thursday	2	31/Thursday	16	9/Wednesday	6326	31/Thursday	12566	8238	840	9316	8396	
April	I	18/Monday	2	1/Friday	17	3/Sunday	3702	29/Friday	7204	4488	653	5231	4960	
	II	15/Friday	3	4/Monday	14	1/Friday	3956	4/Monday	7626	4596	488	5222	4807	
	I+II	26/Tuesday	2	4/Monday	14	3/Sunday	7785	29/Friday	12924	9084	1140	10453	9766	
May	I	11/Wednesday	2	12/Thursday	15	15/Sunday	3754	20/Friday	6445	4463	692	5425	4665	
	II	4/Wednesday	3	8/Sunday	13	31/Tuesday	4690	23/Monday	6135	4700	536	5255	5202	
	I+II	31/Thursday	2	12/Thursday	15	15/Sunday	9165	20/Friday	11730	9163	1228	10680	9866	
June	I	14/Thursday	2	23/Thursday	7	26/Sunday	3851	23/Thursday	6437	4402	689	5286	4555	5091
	II	21/Tuesday	3	26/Sunday	13	19/Sunday	4490	6/Monday	5908	4499	548	5086	4942	5048
	I+II	21/Tuesday	2	23/Thursday	15	19/Sunday	8399	23/Thursday	11886	8901	1238	10372	9497	10139
July	I	7/Thursday	3	30/Saturday	15	3/Sunday	4470	29/Friday	7446	4800	913	5786	5558	5713
	II	5/Tuesday	3	24/Sunday	12	5/Tuesday	4828	29/Friday	6024	4702	716	5434	5385	5418
	I+II	7/Thursday	3	30/Saturday	11	3/Sunday	9566	29/Friday	13470	9502	1629	11220	10943	11131
August	I	30/Tuesday	2	3/Wednesday	15	28/Sunday	4237	5/Friday	6697	4661	790	5544	5188	5452
	II	30/Tuesday	3	7/Sunday	13	31/Wednesday	4953	14/Sunday	6437	5093	688	5681	6070	5781
	I+II	30/Tuesday	2	7/Sunday	15	31/Wednesday	9445	5/Friday	12756	9754	1479	11224	11257	11233
September	I	12/Monday	2	30/Friday	18	18/Sunday	3878	30/Friday	6793	4620	643	5456	4732	5263
	II	20/Tuesday	2	4/Sunday	13	22/Thursday	5009	30/Friday	5834	4775	503	5299	5222	5278
	I+II	22/Thursday	2	16/Friday	15	18/Sunday	8891	30/Friday	12627	9396	1146	10755	9953	10541
October	I	24/Monday	2	28/Friday/28	17	16/Sunday	3870	28/Friday	6963	4593	572	5368	4736	
	II	11/Thursday	2	31/Monday	15	26/Wednesday	3869	31/Monday	7531	4767	444	5283	5062	
	I+II	25/Tuesday	2	31/Monday	15	26/Wednesday	8617	31/Monday	12554	9360	1016	10651	9798	
November	I	14/Monday	2	4/Friday	13	27/Sunday	3530	4/Friday	7167	4321	658	5024	4527	
	II	15/Tuesday	1	1/Tuesday	16	27/Sunday	4237	1/Tuesday	5865	4508	522	5006	4753	
	I+II	15/Tuesday	1	1/Tuesday	16	27/Sunday	7767	4/Friday	12510	8828	1180	10030	9280	
December	I	8/Thursday	2	30/Friday	15	25/Sunday	3238	30/Friday	6414	4196	499	4885	4232	
	II	6/Tuesday	2	30/Friday	13	17/Saturday	4032	30/Friday	6046	4496	403	5094	4421	
	I+II	6/Tuesday	2	30/Friday	15	25/Sunday	7505	30/Friday	12460	8692	902	9979	8653	
Year	I	February 3/Wednesday	2	December 30/Friday	15	January 31/Sunday	2329	July 29/Friday	7446	4300	617	5096	4489	5380
	II	February 3/Wednesday	2	April 4/Monday	14	January 7/Thursday	2555	April 4/Monday	7626	4464	496	5022	4801	5381
	I+II	February 3/Wednesday	2	April 4/Monday	14	January 7/Thursday	4976	January 7/Thursday	13470	8764	1112	10118	9290	10761

GODIŠNJA NERAVNOMJERNOST SAOBRAĆAJNOG TOKA TRAFFIC FLOW ANNUAL VARIATION

Automatski brojač broj - Automatic counter number
 Lokalitet - Location / Stacionaža - Mileage [km+m]
 Broj puta - Road number / Dionica - Section

000010
 Mahovljani / 14+757,00
 M 16 (MI-101) / Nova Topola - Klačnice 1



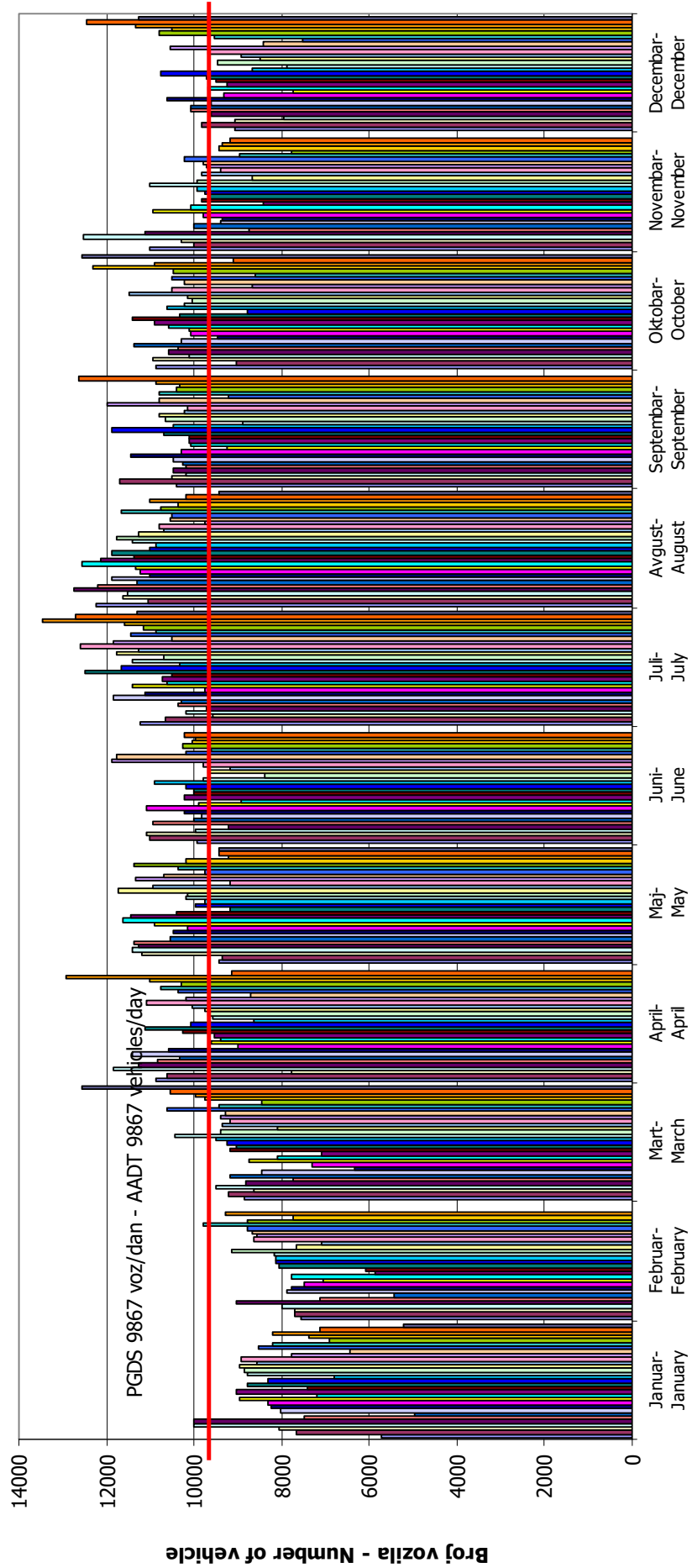
**DNEVNA NERAVNOMJERNOST SAOBRAĆAJNOG TOKA
 TRAFFIC FLOW DAILY VARIATION**

Automatski brojač broj - Automatic counter number
 Lokalizet - Location / Stacionaža - Mileage [km+mm]
 Broj puta - Road number/ Dionica - Section

000010

Mahovljani / 14+757,00

M 16 (MI-101) / Nova Topola - Klačnice 1

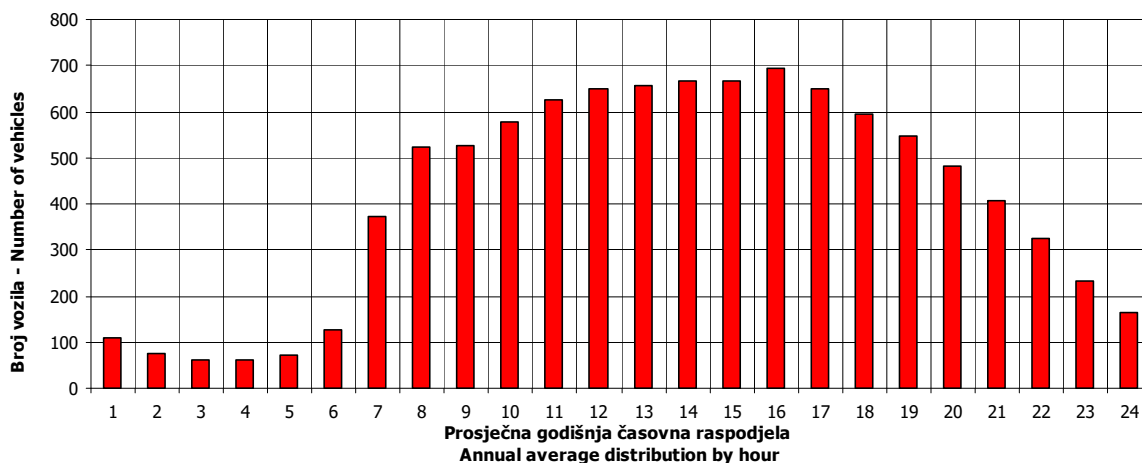


VREMENSKA RASPODJELA SAOBRAĆAJNOG TOKA TRAFFIC FLOW TIME DISTRIBUTION

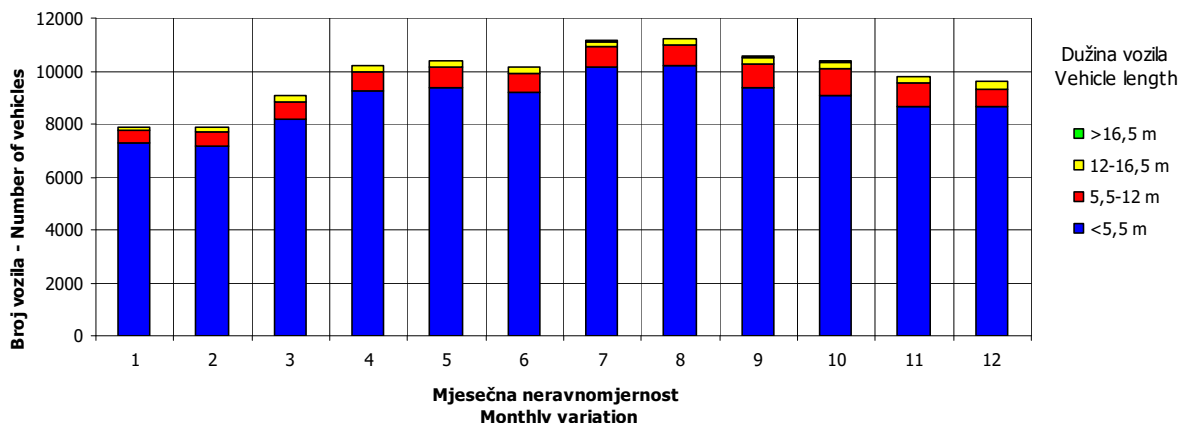
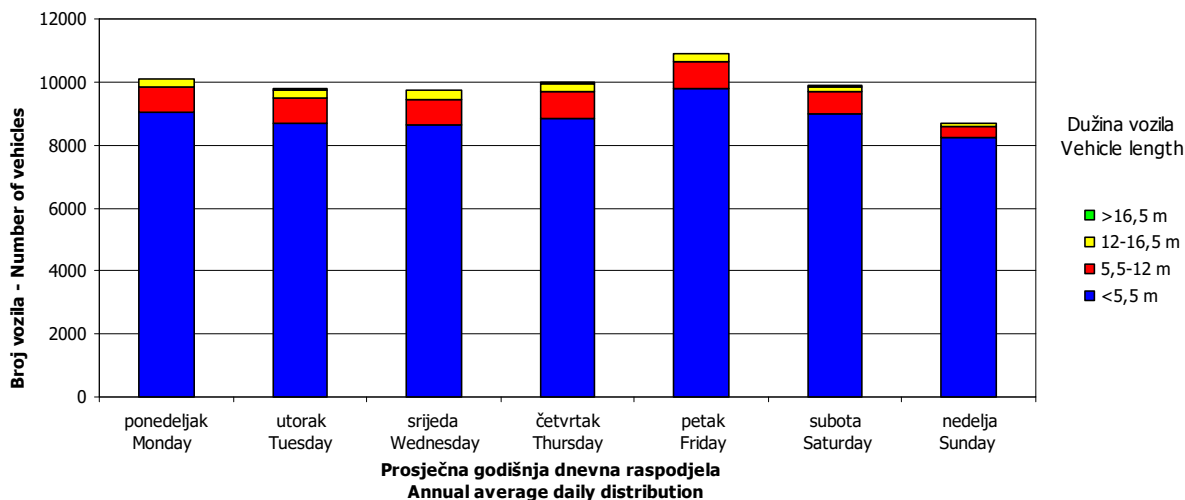
Automatski brojač broj - Automatic counter number
 Lokalizet - Location / Stacionaža - Mileage [km+m]
 Broj puta - Road number / Dionica - Section

000010
 Mahovljani / 14+757,00
 M 16 (MI-101) / Nova Topola - Klačnice 1

PGDS 9867 voz/dan AADT 9867 veh/day



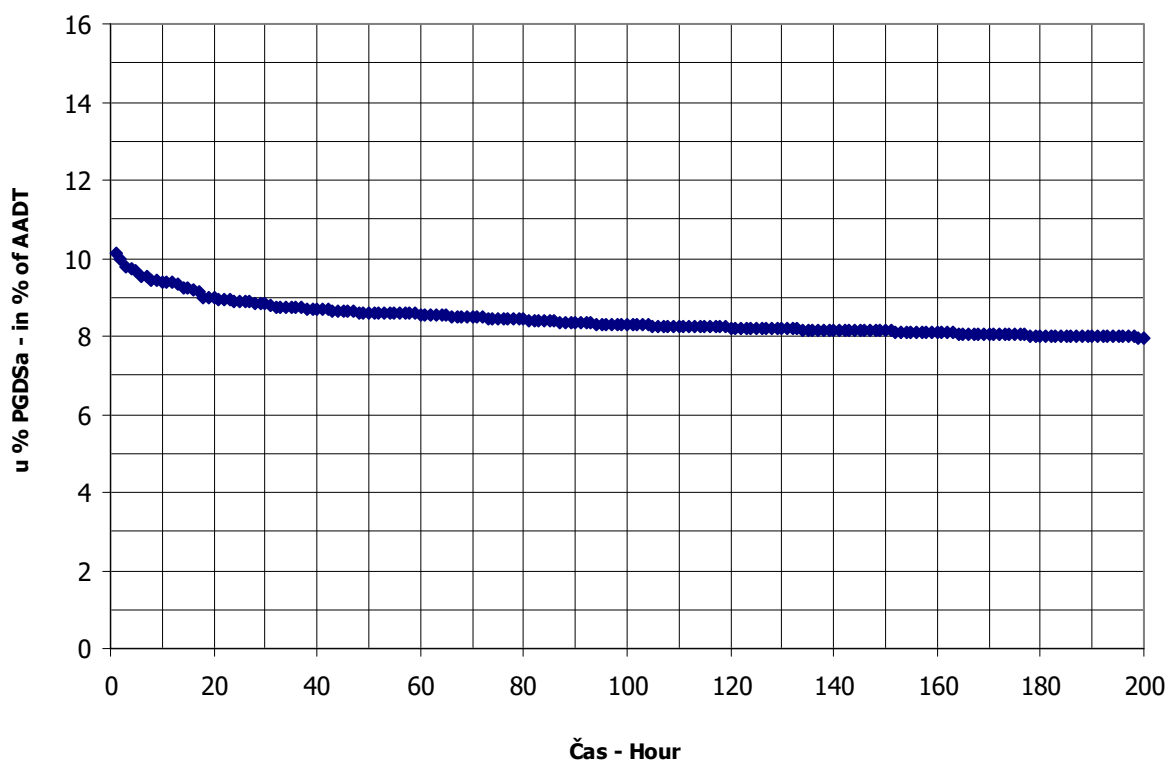
10



SATNA DISTRIBUCIJA SAOBRAĆAJNOG TOKA TRAFFIC FLOW HOURLY DISTRIBUTION

Automatski brojač broj - Automatic counter number 000010
 Lokalitet - Location / Stacionaža - Mileage [km+m] Mahovljani / 14+757,00
 Broj puta - Road number / Dionica - Section M 16 (MI-101) / Nova Topola - Klašnice 1

PGDS - AADT	9867 voz/dan - veh/day							
Čas - Hour	Maksimalni vršni sat - Maximum peak hour	10	20	30	40	50	100	200
Sat u danu - Hour of day	14	11	14	14	10	15	16	15
Sat u godini - Hour in year	2271	5076	7311	8703	8771	6568	3377	5032
Dan - Day of week	ponedeljak - Monday	subota - Saturday	ponedeljak - Monday	srijeda - Wednesday	subota - Saturday	petak - Friday	petak - Friday	četvrtak - Thursday
Datum - Date	4	30	31	28	31	30	20	28
Mjesec - Month	april - April	juli - July	oktobar - October	decembar - December	decembar - December	septembar - September	maj - May	juli - July
Vrijednost - Value	997	926	885	871	858	850	817	786
% - percent	10.10	9.39	8.97	8.83	8.70	8.61	8.28	7.97



BROJANJE VOZILA NA MREŽI PUTEVA U REPUBLICI SRPSKOJ – 2016. GODINA
VEHICLE COUNTING ON THE ROAD NETWORK OF THE REPUBLIC OF SRPSKA – YEAR 2016

MJESEČNI BROJ VOZILA
MONTHLY NUMBER OF VEHICLES

Automatski brojač broj - Automatic counter number
 Lokalitet - Location / Stacionaža - Mileage [km+m]
 Broj puta - Road number / Dionica - Section

000011
 Hrvačani / 16+107,00
 M 16.1 (MI-106) / Klašnice 1 - Gornja Vijaka 1

	Mjesec - Month											
	Januar- January	Februar- February	Mart- March	April- April	Maj- May	Jun- June	Juli- July	August- August	Septembar- September	Oktober- October	Novembar- November	Decembar- December
1	4927	3015	5361	5510	5218	5234	6372	7114	5802	6243	4792	4718
2	6071	4438	5448	6117	5834	5186	6081	6689	5707	5826	5646	5022
3	4731	4793	5750	4374	5747	5609	5172	6527	6430	5124	5459	5990
4	2913	4855	4907	4818	5481	6277	5770	6980	5382	4731	5356	4935
5	2957	5074	4544	5464	5889	5017	5867	7336	5203	5496	6546	4159
6	4866	5519	5352	4973	6557	4876	6159	6341	5120	5743	5546	4525
7	4515	4098	5236	4891	5319	5188	5721	5777	5415	5758	4929	4743
8	5097	3387	5422	7388	4783	5428	6822	5995	5276	7118	5378	4910
9	5438	4663	5644	6056	5697	5739	5663	5999	5570	5367	5229	4910
10	4606	4964	5724	4951	5492	5755	5003	6416	6681	4888	5309	5957
11	3768	4653	4774	6337	5785	6795	5707	6866	5117	5199	5529	4592
12	4582	4878	4328	5348	5922	5781	5845	7298	4647	5329	6819	4323
13	5112	5549	5172	5930	4680	5108	6400	6317	5221	5357	5235	4356
14	3933	4329	5229	6971	1655	4783	6743	6224	4978	5695	4178	4518
15	4106	3782	5554	4981	1893	6069	7096	6260	4902	6587	5388	4633
16	4672	4839	5371	4321	5124	5752	6032	6388	5357	5322	6041	5480
17	4056	4843	6221	4199	5977	6560	5832	6186	5999	5102	5291	4250
18	4318	5250	5277	5092	6063	4926	6273	6415	5462	5221	4843	3595
19	5145	4259	4310	6137	5813	4823	6134	6798	4898	5384	5402	4432
20	5199	3606	5741	4372	6241	5756	6474	6454	5261	5485	5838	5032
21	5102	4848	5216	6323	6865	5322	6000	6254	5720	6289	4388	4737
22	5008	5044	6174	6848	5600	5574	6898	6634	5232	6786	5816	5236
23	5198	5035	5052	5841	4905	5698	6042	6431	5706	6776	6308	5912
24	3653	5613	5353	4499	5692	6506	5306	5785	6408	5398	5310	5158
25	3130	5831	6095	5551	5798	5324	6095	5725	5550	5391	5327	4122
26	4620	4745	7202	5718	5771	5008	5926	5920	5239	5689	4853	5676
27	4884	4381	5239	5769	5795	5710	6283	6853	5393	5992	4172	5866
28	4925	4961	4690	6451	6830	5542	6813	5714	4731	6366	4733	6255
29	5207	5561	6041	7043	5215	5696	6969	5400	5153	5507	6326	6088
30	5496		5476	5519	5405	5876	6365	5614	5010	5182	4861	6473
31	4343		5338		5196		7158	5415		5176		5517
Ukupno- Total	142457	136722	167244	167753	168307	166942	191058	196201	162601	175582	160845	156060
Prosjek- Average	4595	4715	5395	5592	5429	5565	6163	6329	5420	5664	5361	5034
Godišnji prosjek (PGDS) - Annual average (AADT)												5442

BROJANJE VOZILA NA MREŽI PUTEVA U REPUBLICI SRPSKOJ – 2016. GODINA
VEHICLE COUNTING ON THE ROAD NETWORK OF THE REPUBLIC OF SRPSKA – YEAR 2016

STRUKTURA SAOBRAĆAJNOG TOKA
TRAFFIC FLOW COMPOSITION

Automatski brojač broj - Automatic counter number
 Lokalizet - Location / Stacionaža - Mileage [km+m]
 Broj puta - Road number / Dionica - Section

000011
 Hrvaćani / 16+107,00
 M 16.1 (MI-106) / Klašnice 1 – Gornja
 Vijaka 1

Mjesec - Month	Smjer - Direction	Dužina vozila - Vehicle length								Ukupno - Total
		< 5,5 m	(%)	5,5 - 12 m	(%)	12 - 16,5 m	(%)	< 16,5 m	(%)	
Januar - January	I	60264	83.3	8638	11.9	3146	4.3	277	0.4	72325
	II	58040	82.8	8966	12.8	2834	4.0	291	0.4	70131
	ukupno - total	118304	83.0	17604	12.4	5980	4.2	569	0.4	142457
Februar - February	I	56611	81.9	8798	12.7	3365	4.9	368	0.5	69142
	II	55017	81.4	9115	13.5	3035	4.5	412	0.6	67580
	ukupno - total	111628	81.6	17914	13.1	6400	4.7	781	0.6	136722
Mart - March	I	68876	81.2	10746	12.7	4826	5.7	386	0.5	84835
	II	66551	80.8	11079	13.4	4194	5.1	585	0.7	82409
	ukupno - total	135427	81.0	21825	13.1	9020	5.4	971	0.6	167244
April - April	I	67506	82.7	9782	12.0	4030	4.9	349	0.4	81667
	II	71078	82.6	9865	11.5	4863	5.6	280	0.3	86086
	ukupno - total	138584	82.6	19647	11.7	8892	5.3	630	0.4	167753
Maj - May	I	68318	80.6	11189	13.2	5106	6.0	184	0.2	84797
	II	67741	81.1	10880	13.0	4855	5.8	34	0.0	83510
	ukupno - total	136059	80.8	22070	13.1	9960	5.9	218	0.1	168307
Juni - June	I	66657	80.8	10842	13.1	4791	5.8	235	0.3	82526
	II	68951	81.7	10272	12.2	5155	6.1	39	0.0	84417
	ukupno - total	135608	81.2	21114	12.6	9946	6.0	274	0.2	166942
Juli - July	I	78424	82.4	11597	12.2	4854	5.1	283	0.3	95158
	II	80110	83.5	10376	10.8	5374	5.6	41	0.0	95900
	ukupno - total	158534	83.0	21972	11.5	10228	5.4	324	0.2	191058
Avgust - August	I	79782	82.1	11876	12.2	5244	5.4	247	0.3	97149
	II	82348	83.1	11017	11.1	5646	5.7	40	0.0	99051
	ukupno - total	162130	82.6	22893	11.7	10890	5.6	287	0.1	196201
Septembar - September	I	64562	79.1	11168	13.7	5260	6.4	610	0.7	81600
	II	60260	74.4	13986	17.3	5893	7.3	862	1.1	81001
	ukupno - total	124822	76.8	25154	15.5	11153	6.9	1471	0.9	162601
Oktobar - October	I	69520	79.8	12015	13.8	5392	6.2	148	0.2	87075
	II	69980	79.1	12903	14.6	5389	6.1	234	0.3	88506
	ukupno - total	139500	79.5	24918	14.2	10781	6.1	382	0.2	175582
Novembar - November	I	64446	79.6	11611	14.3	4759	5.9	144	0.2	80960
	II	62742	78.5	12025	15.1	4929	6.2	188	0.2	79884
	ukupno - total	127188	79.1	23636	14.7	9688	6.0	332	0.2	160845
Decembar - December	I	63539	80.4	11465	14.5	3728	4.7	308	0.4	79041
	II	61885	80.3	11053	14.4	3812	4.9	270	0.4	77020
	ukupno - total	125424	80.4	22518	14.4	7540	4.8	579	0.4	156060
Ukupno (godišnje) - Total (annual)	I	808505	81.2	129728	13.0	54502	5.5	3541	0.4	996276
	II	804703	80.8	131539	13.2	55977	5.6	3277	0.3	995496
	ukupno - total	1613208	81.0	261266	13.1	110479	5.5	6818	0.3	1991772
Prosjek (PGDS) - Average (AADT)	I	2209	81.2	354	13.0	149	5.5	10	0.4	2722
	II	2199	80.8	359	13.2	153	5.6	9	0.3	2720
	ukupno - total	4408	81.0	714	13.1	302	5.5	19	0.3	5442

BRONANJE VOZILA NA MREŽI PUTEVA U REPUBLICI SRPSKOJ – 2016. GODINA
VEHICLE COUNTING ON THE ROAD NETWORK OF THE REPUBLIC OF SRPSKA – YEAR 2016

SAOBRAĆAJNI POKAZATELJI

000011
 Hrvacani / 16+107,00
 M 16.1 (MI-106) / Klašnice 1 - Gornja Vijača 1

Automatski brojač broj
 Lokalizet / Stacionaža [km+m]
 Broj puta / Dionica

Mjesec	Smjer	minimalni čas		maksimalni čas		minimalni dan		maksimalni dan		dnevni prosjek (05-21 h)	noćni prosjek (21-05 h)	prosjek radnim danom	prosjek vikendom	ljerni prosjek
		datum/dan	čas	voz/h	datum/dan	čas	voz/h	datum/dan	voz/dan					
Januar	I	utorak/26.	2	3	subota/2.	10	249	ponedeljak/4.	1503	2948	2152	183	2284	2404
	II	subota/9.	2	4	subota/30.	16	251	utorak/5.	1262	3123	2066	199	2161	2410
	I+II	utorak/26.	2	10	subota/30.	2	461	ponedeljak/4.	2913	6071	4218	381	4445	4813
Februar	I	utorak/2.	1	3	ponedeljak/29.	14	269	ponedeljak/1.	1655	2846	2230	156	2392	2368
	II	utorak/2.	1	3	četvrtak/25.	15	257	ponedeljak/1.	1360	3059	2136	196	2347	2294
	I+II	utorak/2.	1	6	subota/13.	15	459	ponedeljak/1.	3015	5831	4366	352	4739	4661
Mart	I	nedelja/20.	2	0	subota/26.	16	285	subota/19.	2304	3591	2529	206	2763	2655
	II	nedelja/20.	2	0	subota/26.	15	313	subota/12.	1949	3877	2404	256	2687	2581
	I+II	nedelja/20.	2	0	subota/26.	16	563	subota/19.	4310	7202	4933	462	5450	5236
April	I	ponedeljak/11.	3	4	petak/8.	18	292	nedelja/17.	1910	4045	2404	320	2787	2597
	II	srijeda/27.	1	5	ponedeljak/11.	8	312	subota/16.	2034	3770	2571	299	2957	2695
	I+II	utorak/5.	3	13	petak/8.	16	569	nedelja/17.	4199	7388	4975	619	5744	5292
Maj	I	subota/14.	1	3	četvrtak/5.	15	326	subota/14.	849	3399	2461	274	2912	2412
	II	srijeda/11.	2	4	ponedeljak/9.	7	284	subota/14.	806	3533	2373	319	2755	2579
	I+II	subota/14.	2	8	četvrtak/5.	15	568	subota/14.	1655	6865	4834	593	5667	4992
Juni	I	četvrtak/16.	1	10	petak/17.	17	270	nedelja/19.	2172	3409	2413	338	2779	2672
	II	utorak/21.	2	5	subota/11.	16	267	utorak/14.	2282	3501	2481	332	2810	2822
	I+II	četvrtak/16.	2	20	petak/17.	16	499	utorak/14.	4783	6795	4894	670	5589	5494
Juli	I	ponedeljak/25.	2	6	nedelja/31.	18	306	nedelja/10.	2343	3618	2657	412	3147	2904
	II	srijeda/13.	2	10	ponedeljak/4.	7	356	nedelja/3.	2558	3693	2717	376	3156	2961
	I+II	utorak/26.	1	24	nedelja/31.	10	528	nedelja/10.	5003	7158	5374	788	6303	5865
Avgust	I	ponedeljak/15.	2	7	ponedeljak/1.	14	325	nedelja/7.	2732	3887	2736	397	3151	3080
	II	srijeda/24.	2	12	ponedeljak/8.	7	268	ponedeljak/29.	2430	3611	2778	416	3205	3162
	I+II	srijeda/31.	2	25	ponedeljak/1.	14	517	ponedeljak/29.	5400	7336	5514	813	6356	6242
Septembar	I	petak/30.	5	0	subota/17.	7	248	četvrtak/15.	2231	3351	2439	279	2649	2909
	II	srijeda/28.	2	8	petak/30.	11	244	ponedeljak/12.	2106	3507	2373	328	2603	2970
	I+II	petak/30.	2	16	subota/24.	15	468	ponedeljak/12.	4647	6681	4812	607	5252	5879
Oktobar	I	utorak/4.	4	0	subota/22.	15	275	utorak/4.	2061	3399	2533	275	2745	2938
	II	srijeda/12.	2	8	nedelja/23.	8	284	ponedeljak/10.	2241	3787	2509	346	2722	3133
	I+II	srijeda/5.	2	13	subota/22.	15	553	utorak/4.	4731	7118	5042	620	5467	6071
Novembar	I	subota/19.	1	4	utorak/29.	11	532	petak/18.	2052	3457	2436	309	2707	2679
	II	ponedeljak/14.	6	3	subota/26.	17	362	ponedeljak/14.	1908	3622	2382	316	2629	2743
	I+II	utorak/29.	1	13	utorak/29.	11	803	nedelja/27.	4172	6819	4819	625	5336	5422
Decembar	I	utorak/20.	2	4	petak/30.	14	318	nedelja/18.	1662	3421	2308	243	2584	2471
	II	ponedeljak/12.	3	3	srijeda/28.	9	263	ponedeljak/5.	1914	3215	2249	236	2507	2431
	I+II	ponedeljak/12.	3	10	petak/30.	14	557	nedelja/18.	3595	6473	4557	479	5091	4902
Godina	I	nedelja/20.3.	2	0	utorak/29.11.	11	532	subota/14.5.	849	4045	2441	282	2742	2918
	II	nedelja/20.3.	2	0	subota/26.11.	17	362	subota/14.5.	806	3877	2420	302	2712	2732
	I+II	nedelja/20.3.	2	0	utorak/29.11.	11	803	subota/14.5.	1655	7388	4861	584	5453	5406

BRONJE VOZILA NA MREŽI PUTEVA U REPUBLICI SRPSKOJ – 2016. GODINA
VEHICLE COUNTING ON THE ROAD NETWORK OF THE REPUBLIC OF SRPSKA – YEAR 2016

TRAFFIC PARAMETERS

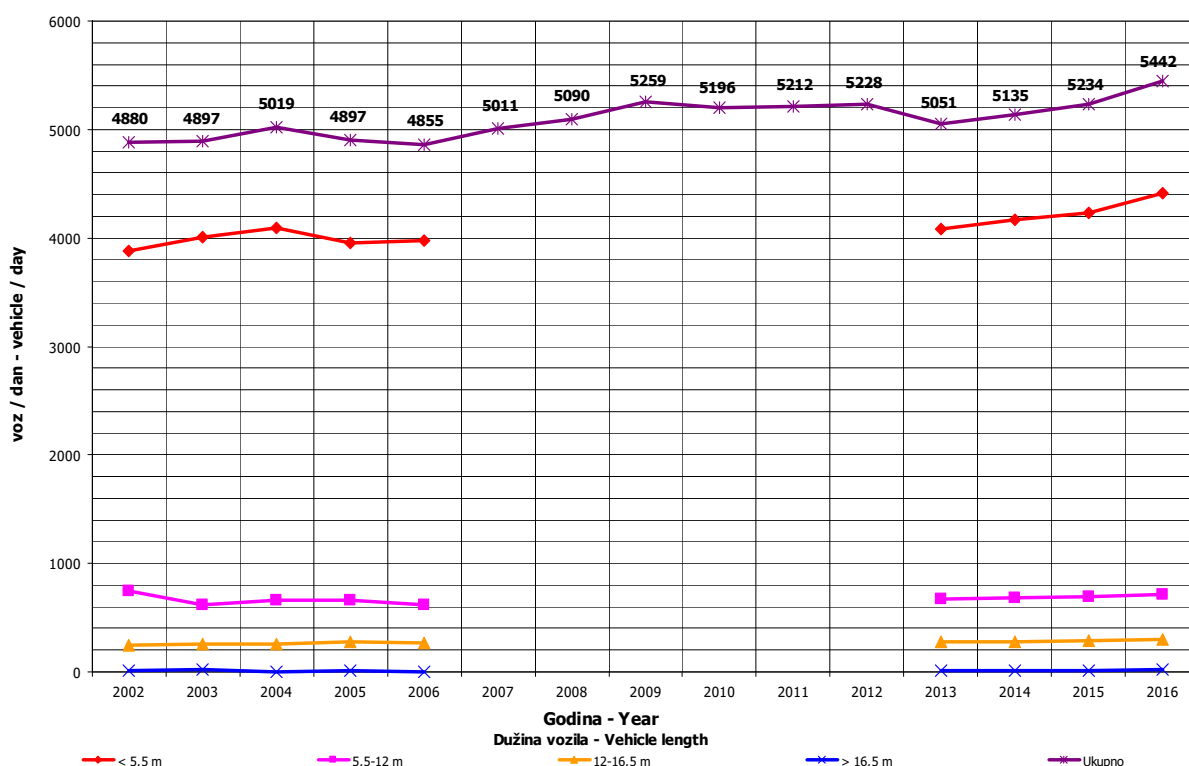
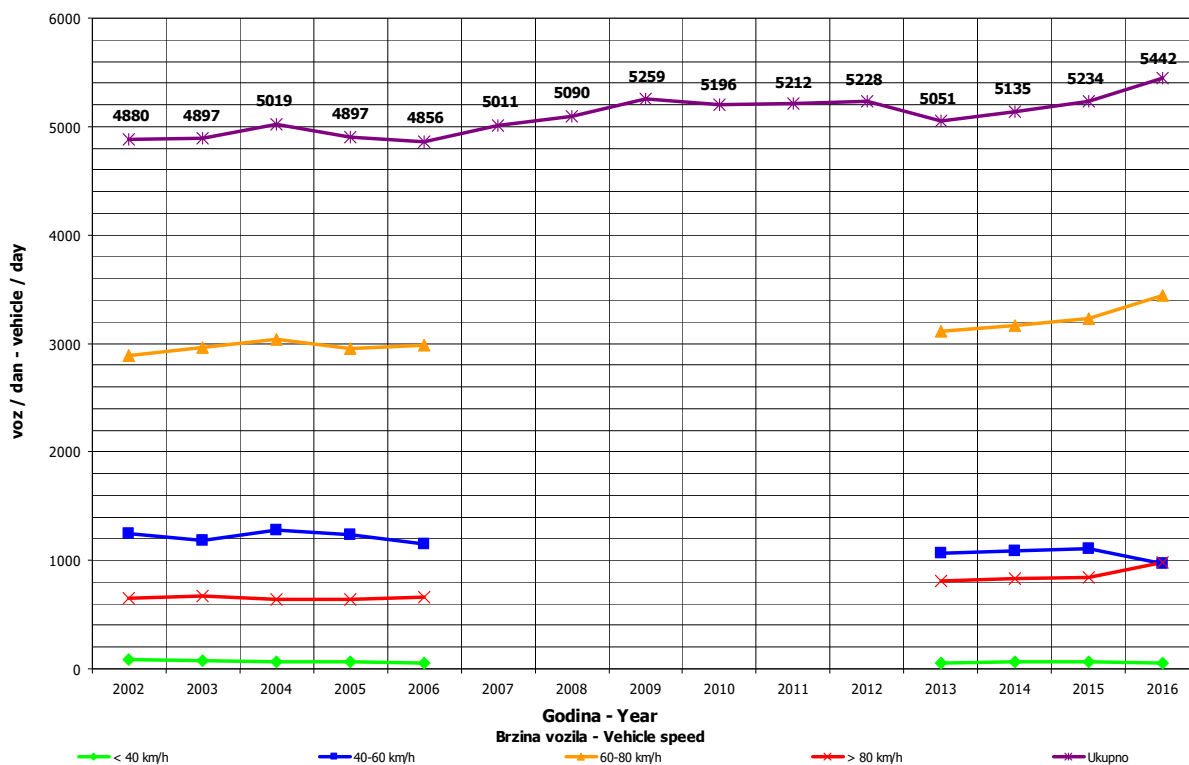
Automatic counter number 000011
 Location / Mileage [km+m] Hrvacani / 16+107,00
 Road number / Section M 16.1 (MI-106) / Klačnice 1 - Gornja Vijača 1

Month	Direction	minimum hour		maximum hour		minimum day		maximum day		veh/day	date/day	veh/day	day time average (5-21 h)	night average (21-05 h)	working day average	weekend average	summer average
		date/day	hour	date/day	hour	date/day	veh/day	veh/h	veh/h								
January	I	26/Tuesday	2	2/Saturday	10	4/Monday	1503	2/Saturday	2948	2152	183	2284	2404				
	II	9/Saturday	2	30/Saturday	16	5/Tuesday	1262	2/Saturday	3123	2066	199	2161	2410				
	I+II	26/Tuesday	2	30/Saturday	16	4/Monday	2913	2/Saturday	6071	4218	381	4445	4813				
February	I	2/Tuesday	1	29/Monday	14	1/Monday	1655	29/Monday	2846	2230	156	2392	2368				
	II	2/Tuesday	1	30/Thursday	15	1/Monday	1360	25/Thursday	3059	2136	196	2347	2294				
	I+II	2/Tuesday	1	13/Saturday	15	1/Monday	3015	25/Thursday	5831	4366	352	4739	4661				
March	I	20/Sunday	2	26/Saturday	16	19/Saturday	2304	22/Tuesday	3591	2529	206	2763	2655				
	II	20/Sunday	2	26/Saturday	15	12/Saturday	1949	26/Saturday	3877	2404	256	2687	2581				
	I+II	20/Sunday	2	26/Saturday	16	19/Saturday	4310	26/Saturday	7202	4933	462	5450	5236				
April	I	11/Monday	3	8/Friday	18	17/Sunday	1910	8/Friday	4045	2404	320	2787	2597				
	II	27/Wednesday	1	11/Monday	8	16/Saturday	2034	11/Monday	3770	2571	299	2957	2695				
	I+II	5/Tuesday	3	8/Friday	16	17/Sunday	4199	8/Friday	7388	4975	619	5744	5292				
May	I	14/Saturday	1	5/Thursday	15	14/Saturday	849	6/Friday	3399	2461	274	2912	2412				
	II	11/Wednesday	2	9/Monday	7	14/Saturday	806	21/Saturday	3533	2373	319	2755	2579				
	I+II	14/Saturday	2	5/Thursday	15	14/Saturday	1655	21/Saturday	6865	4834	593	5667	4992				
June	I	16/Thursday	1	17/Friday	17	19/Sunday	2172	17/Friday	3409	2413	338	2779	2672				
	II	21/Tuesday	2	11/Saturday	16	14/Tuesday	2282	11/Saturday	3501	2481	332	2810	2822				
	I+II	16/Thursday	2	17/Friday	16	14/Tuesday	4783	11/Saturday	6795	4894	670	5589	5494				
July	I	25/Monday	2	31/Sunday	18	10/Sunday	2243	15/Friday	3618	2657	412	3147	2904				
	II	13/Wednesday	2	4/Monday	7	3/Sunday	2558	31/Sunday	3693	2717	376	3156	2961				
	I+II	26/Tuesday	1	31/Sunday	10	10/Sunday	5003	31/Sunday	7158	5374	788	6303	5865				
August	I	15/Monday	2	1/Monday	14	7/Sunday	2732	12/Friday	3887	2736	397	3151	3080				
	II	24/Wednesday	2	8/Monday	7	29/Monday	2430	1/Monday	3611	2778	416	3205	3162				
	I+II	31/Wednesday	2	1/Monday	14	29/Monday	5400	5/Friday	7336	5514	813	6356	6242				
September	I	30/Friday	5	17/Saturday	7	15/Thursday	2231	17/Saturday	3351	2439	279	2649	2909				
	II	28/Wednesday	2	30/Friday	11	12/Monday	2106	10/Saturday	3507	2373	328	2603	2970				
	I+II	30/Friday	2	24/Saturday	15	12/Monday	4647	10/Saturday	6681	4812	607	5252	5879				
October	I	4/Tuesday	4	22/Saturday	15	4/Tuesday	2061	8/Saturday	3399	2533	275	2745	2938				
	II	12/Wednesday	2	8/Sunday	8	10/Monday	2241	23/Sunday	3787	2509	346	2722	3133				
	I+II	5/Wednesday	2	22/Saturday	15	4/Tuesday	4731	8/Saturday	7118	5042	620	5467	6071				
November	I	19/Saturday	1	29/Tuesday	11	18/Friday	2052	16/Wednesday	3457	2436	309	2707	2679				
	II	14/Monday	6	26/Saturday	17	14/Monday	1908	12/Saturday	3622	2382	316	2629	2743				
	I+II	29/Tuesday	1	29/Tuesday	11	14/Monday	4172	12/Saturday	6819	4819	625	5336	5422				
December	I	20/Tuesday	2	30/Friday	14	18/Sunday	1662	30/Friday	3421	2308	243	2584	2471				
	II	12/Monday	3	28/Wednesday	9	5/Monday	1914	28/Wednesday	3215	2249	236	2507	2431				
	I+II	12/Monday	3	30/Friday	14	18/Sunday	3595	30/Friday	6473	4557	479	5091	4902				
Year	I	March 20/Sunday	2	November 29/Tuesday	11	May 14/Saturday	849	April 8/Friday	4045	2441	282	2742	2674				
	II	March 20/Sunday	2	November 26/Saturday	17	May 14/Saturday	806	March 26/Saturday	3877	2420	302	2712	2732				
	I+II	March 20/Sunday	2	November 29/Tuesday	11	May 14/Saturday	1655	April 8/Friday	7388	4861	584	5453	5406				

GODIŠNJA NERAVNOMJERNOST SAOBRAĆAJNOG TOKA TRAFFIC FLOW ANNUAL VARIATION

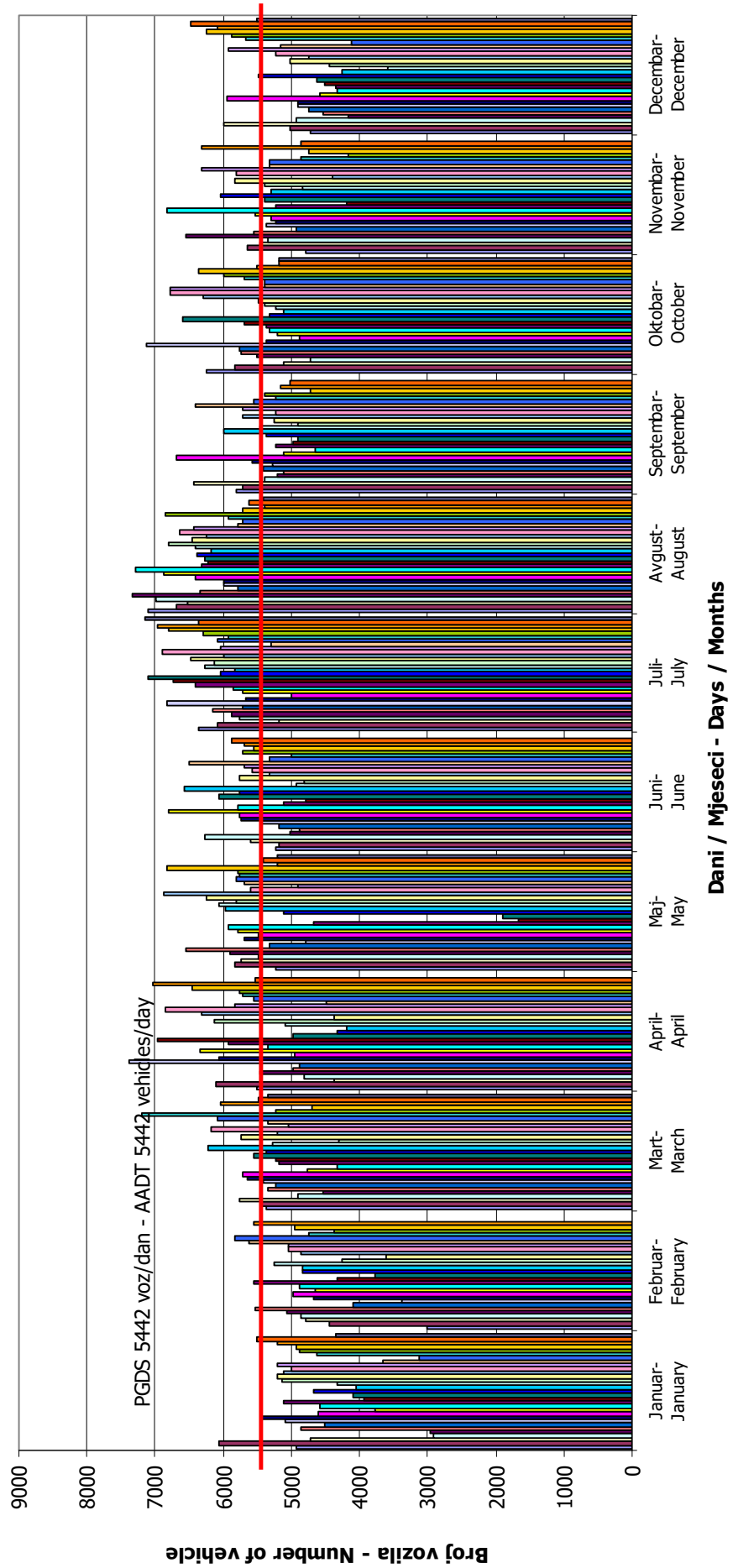
Automatski brojač broj - Automatic counter number
 Lokalizet - Location / Stacionaža - Mileage [km+m]
 Broj puta - Road number / Dionica - Section

000011
 Hrvaćani / 16+107,00
 M 16.1 (MI-106) / Klašnice 1 – Gornja
 Vijaka 1



**DNEVNA NERAVNOMJERNOST SAOBRAĆAJNOG TOKA
 TRAFFIC FLOW DAILY VARIATION**

Automatski brojač broj - Automatic counter number 000011
 Lokalizet - Location / Stacionaža - Mileage [km+tm] Hrvacani / 16+107,00
 Broj puta - Road number/ Dionica - Section M 16.1 (M1-106) / Klačnice 1 - Gornja Vijaka 1

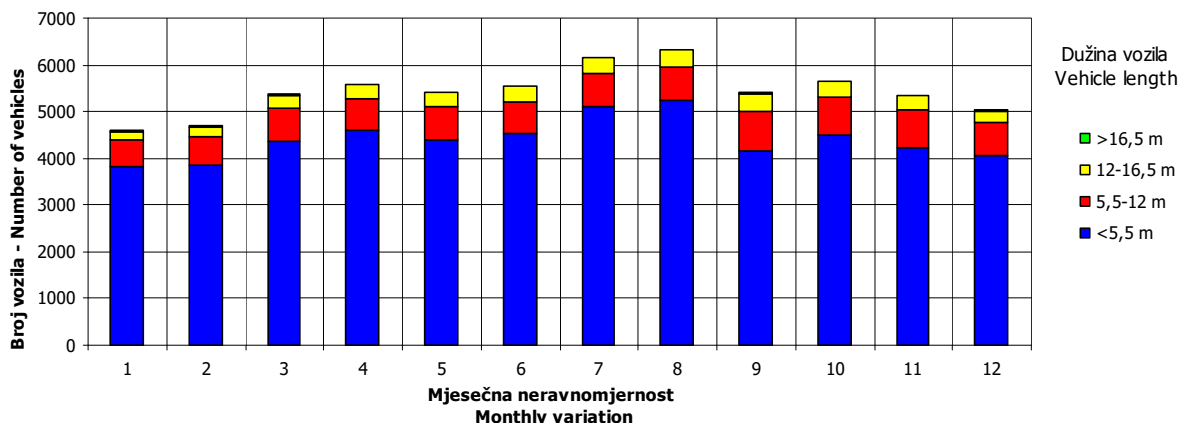
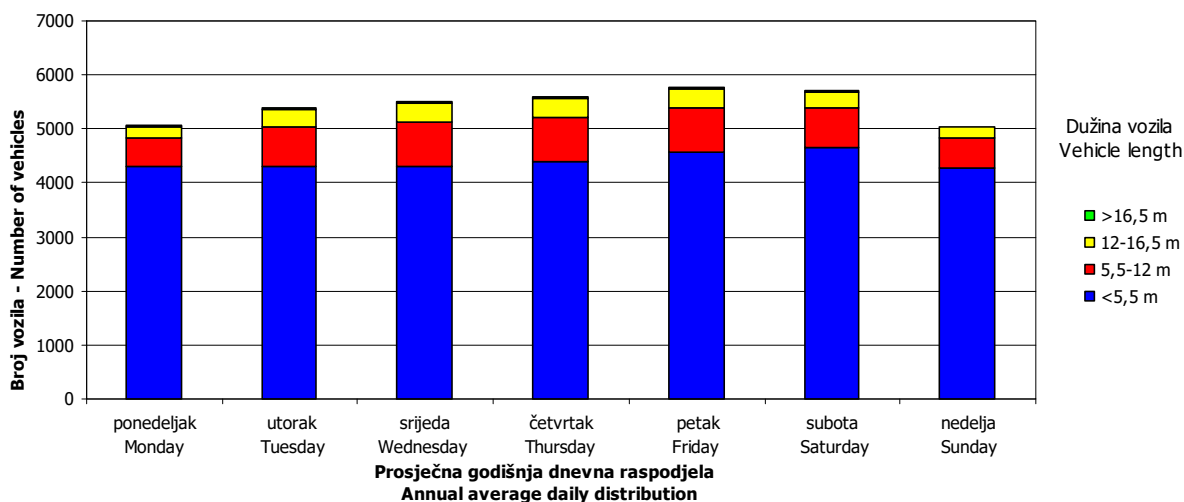
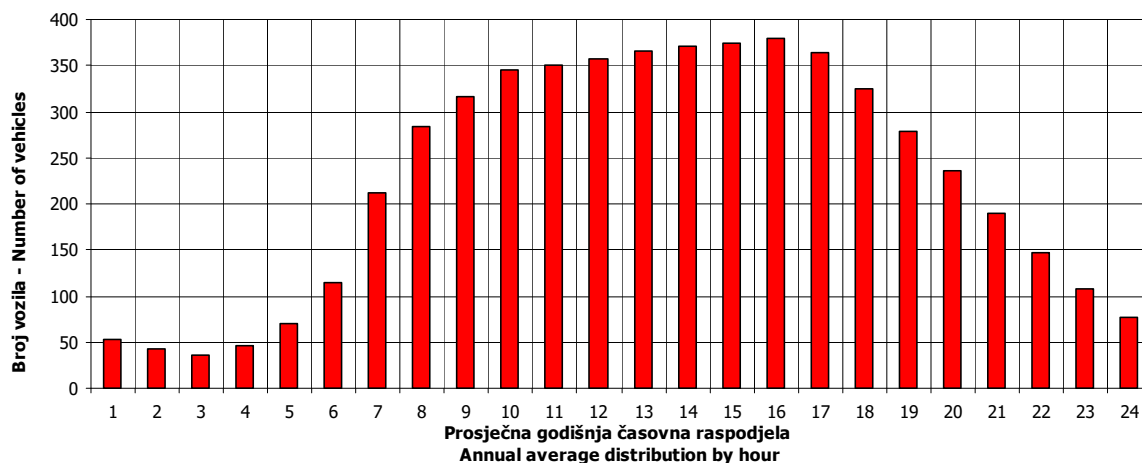


VREMENSKA RASPODJELA SAOBRAĆAJNOG TOKA TRAFFIC FLOW TIME DISTRIBUTION

Automatski brojač broj - Automatic counter number
 Lokalizet - Location / Stacionaža - Mileage [km+m]
 Broj puta - Road number / Dionica - Section

000011
 Hrvačani / 16+107,00
 M 16.1 (MI-106) / Klašnice 1 – Gornja Vijaka 1

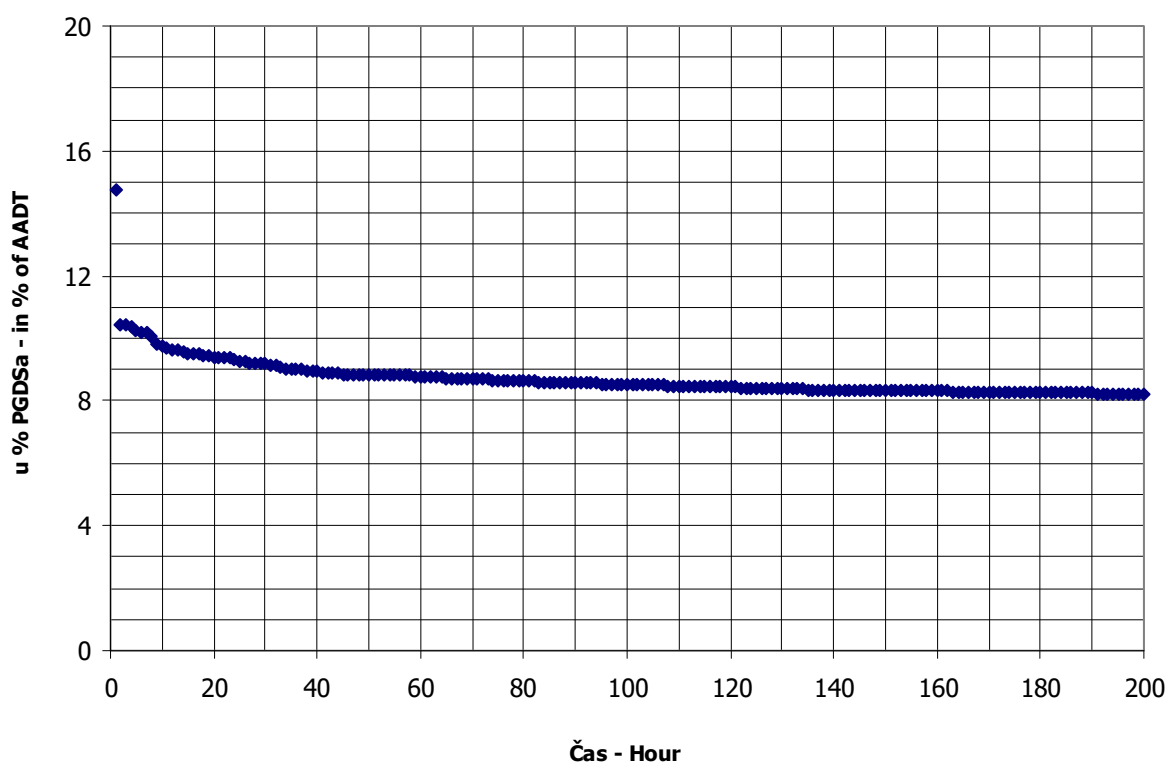
PGDS 5442 voz/dan AADT 5442 veh/day



SATNA DISTRIBUCIJA SAOBRAĆAJNOG TOKA TRAFFIC FLOW HOURLY DISTRIBUTION

Automatski brojač broj - Automatic counter number 000011
 Lokalitet - Location / Stacionaža - Mileage [km+m] Hrvaćani / 16+107,00
 Broj puta - Road number / Dionica - Section M 16.1 (MI-106) / Klašnice 1 – Gornja Vijaka 1

PGDS - AADT	5442 voz/dan - veh/day							
Čas - Hour	Maksimalni vršni sat - Maximum peak hour	10	20	30	40	50	100	200
Sat u danu - Hour of day	11	17	13	16	9	13	15	10
Sat u godini - Hour in year	8004	2370	2510	4049	8698	7238	6640	5339
Dan - Day of week	utorak - Tuesday	petak - Friday	četvrtak - Thursday	petak - Friday	srijeda - Wednesday	petak - Friday	ponedeljak - Monday	srijeda - Wednesday
Datum - Date	29	8	14	17	28	28	3	10
Mjesec - Month	novembar - November	april - April	april - April	juni - June	decembar - December	oktobar - October	oktobar - October	avgust - August
Vrijednost - Value	803	531	512	499	488	481	464	447
% - percent	14.76	9.76	9.41	9.17	8.97	8.84	8.53	8.21



BROJANJE VOZILA NA MREŽI PUTEVA U REPUBLICI SRPSKOJ – 2016. GODINA
VEHICLE COUNTING ON THE ROAD NETWORK OF THE REPUBLIC OF SRPSKA – YEAR 2016

MJESEČNI BROJ VOZILA
MONTHLY NUMBER OF VEHICLES

Automatski brojač broj - Automatic counter number
 Lokalitet - Location / Stacionaža - Mileage [km+m]
 Broj puta - Road number / Dionica - Section

000012
 Lužani / 1+923,00
 M 14.1 (MI-103) / Polje - Brod

	Mjesec - Month											
	Januar- January	Februar- February	Mart- March	April- April	Maj- May	Jun- June	Juli- July	August- August	Septembar- September	Oktober- October	Novembar- November	Decembar- December
1	2586	3125	3739	6844	4487	4392	4889	5807	4906	4771	4335	5703
2	4845	3264	3740	4956	4472	4844	4936	5174	5389	4531	4149	4178
3	5261	3401	3900	3957	4517	5903	5971	5263	4840	4500	4462	3259
4	4606	3913	4404	7655	5188	5515	4646	6307	4467	4397	4776	3144
5	4528	4298	3440	5891	7225	5444	4446	7747	4548	4511	4928	3521
6	3897	3206	3590	4899	5063	5269	4644	7870	4653	5256	5540	3341
7	2746	2572	3695	4814	4749	4700	5123	6943	5442	5911	5090	3699
8	4169	3809	3684	4848	7383	4206	5544	5960	4435	4888	4193	3531
9	4347	3329	2582	5151	5443	4639	5184	5728	5052	5240	3994	3889
10	4446	3406	3105	4707	4662	5223	5119	5864	4642	4489	4525	3247
11	3787	3370	3894	4111	4500	4926	4728	6386	5318	4053	5265	2900
12	3496	3717	3156	4605	4836	5066	4688	7405	4636	3961	4894	3753
13	3681	2605	3376	4735	5327	4590	4597	7820	4387	4941	4374	3454
14	3170	2943	3696	6217	4881	3768	5114	6866	4474	5332	4459	3535
15	3918	3330	3593	7569	4915	4873	6231	6242	4782	4540	3873	3944
16	3507	3518	3758	5170	4484	5733	5814	5715	5366	4247	4027	4288
17	3196	3495	4300	4563	4246	5224	5629	5790	4604	4074	4325	3622
18	3541	3941	4669	7852	4068	5155	5083	6061	4626	3893	4604	3360
19	3588	4568	3891	5526	4624	5676	4636	6425	4333	4216	3828	3644
20	3743	3486	3990	4830	5475	4723	5059	5994	4164	4782	4024	3919
21	3764	3529	3917	5256	4667	4203	5454	5899	4262	5578	3832	4291
22	4106	3719	3764	4840	4501	4280	6774	5374	4721	5096	3729	5996
23	3057	3468	3866	4844	4480	4662	6472	4953	5477	4488	3784	7232
24	3159	3714	4193	4338	4046	5415	6165	5154	4427	4354	4266	4260
25	3655	4101	5110	3959	4386	5339	5583	5611	4485	4662	4699	3879
26	3488	4739	3532	4347	5747	4643	5208	7010	4648	4612	3769	3730
27	2951	3759	4242	4226	5414	4936	5010	7843	4136	5244	3654	4375
28	3321	3900	4221	4878	4703	4361	5812	7364	4451	5698	3837	4605
29	3719	4124	4291	5918	5562	5552	7103	5218	5045	5032	3820	4865
30	3043		4807	6172	4511	5367	7415	4624	5441	5590	3654	5751
31	2641		6495		4273		6453	4580		5263		4063
Ukupno- Total	113983	104368	122655	157675	152850	148619	169538	190936	142166	148162	128724	126983
Prosjek- Average	3677	3599	3957	5256	4931	4954	5469	6159	4739	4779	4291	4096
Godišnji prosjek (PGDS) - Annual average (AADT)												4663

BROJANJE VOZILA NA MREŽI PUTEVA U REPUBLICI SRPSKOJ – 2016. GODINA
VEHICLE COUNTING ON THE ROAD NETWORK OF THE REPUBLIC OF SRPSKA – YEAR 2016

STRUKTURA SAOBRAĆAJNOG TOKA
TRAFFIC FLOW COMPOSITION

Automatski brojač broj - Automatic counter number
 Lokalizet - Location / Stacionaža - Mileage [km+m]
 Broj puta - Road number / Dionica - Section

000012
 Lužani / 1+923,00
 M 14.1 (MI-103) / Polje - Brod

Mjesec - Month	Smjer - Direction	Dužina vozila - Vehicle length								Ukupno - Total
		< 5,5 m	(%)	5,5 - 12 m	(%)	12 - 16,5 m	(%)	< 16,5 m	(%)	
Januar - January	I	54625	86.1	3836	6.6	4483	7.2	42	0.1	62987
	II	43486	86.1	3719	6.6	3741	7.2	51	0.1	50997
	ukupno - total	98111	86.1	7555	6.6	8224	7.2	93	0.1	113983
Februar - February	I	42922	82.9	4105	7.8	5083	9.1	48	0.1	52158
	II	43609	82.9	4053	7.8	4456	9.1	92	0.1	52210
	ukupno - total	86530	82.9	8158	7.8	9539	9.1	140	0.1	104368
Mart - March	I	48466	83.1	5032	8.1	5700	8.6	33	0.1	59232
	II	53507	83.1	4939	8.1	4893	8.6	84	0.1	63424
	ukupno - total	101973	83.1	9971	8.1	10594	8.6	117	0.1	122655
April - April	I	68241	87.9	5226	6.6	4582	5.5	41	0.0	78090
	II	70280	87.9	5228	6.6	4040	5.5	36	0.0	79585
	ukupno - total	138521	87.9	10455	6.6	8622	5.5	77	0.0	157675
Maj - May	I	66394	86.4	5518	7.3	5187	6.3	36	0.0	77136
	II	65691	86.4	5584	7.3	4399	6.3	39	0.0	75714
	ukupno - total	132086	86.4	11103	7.3	9586	6.3	75	0.0	152850
Juni - June	I	61820	85.8	5569	7.5	5253	6.6	24	0.0	72667
	II	65690	85.8	5630	7.5	4585	6.6	46	0.0	75952
	ukupno - total	127510	85.8	11200	7.5	9838	6.6	70	0.0	148619
Juli - July	I	68455	87.7	5696	6.8	4724	5.4	21	0.0	78896
	II	80302	87.7	5835	6.8	4458	5.4	46	0.0	90641
	ukupno - total	148757	87.7	11532	6.8	9182	5.4	67	0.0	169538
Avgust - August	I	86970	87.6	6414	6.7	5818	5.6	29	0.0	99231
	II	80367	87.6	6377	6.7	4903	5.6	58	0.0	91705
	ukupno - total	167337	87.6	12790	6.7	10722	5.6	87	0.0	190936
Septembar - September	I	58705	82.4	6338	9.0	6524	8.5	37	0.1	71604
	II	58452	82.4	6444	9.0	5613	8.5	53	0.1	70562
	ukupno - total	117158	82.4	12781	9.0	12137	8.5	90	0.1	142166
Oktobar - October	I	60374	83.0	6585	8.9	6438	8.0	48	0.1	73444
	II	62639	83.0	6630	8.9	5383	8.0	65	0.1	74717
	ukupno - total	123013	83.0	13214	8.9	11821	8.0	113	0.1	148162
Novembar - November	I	55450	83.1	5097	8.7	5425	8.2	45	0.1	66017
	II	51477	83.1	6099	8.7	5066	8.2	65	0.1	62706
	ukupno - total	106926	83.1	11196	8.7	10492	8.2	110	0.1	128724
Decembar - December	I	47733	84.9	4535	7.0	4776	7.6	314	0.5	57358
	II	60086	84.9	4354	7.0	4881	7.6	304	0.5	69625
	ukupno - total	107819	84.9	8889	7.0	9657	7.6	618	0.5	126983
Ukupno (godišnje) - Total (annual)	I	720156	84.8	63952	7.5	63995	7.5	718	0.1	848820
	II	735586	85.7	64892	7.6	56420	6.6	939	0.1	857838
	ukupno - total	1455742	85.3	128844	7.5	120415	7.1	1657	0.1	1706658
Prosjek (PGDS) - Average (AADT)	I	1968	84.8	175	7.5	175	7.5	2	0.1	2319
	II	2010	85.7	177	7.6	154	6.6	3	0.1	2344
	ukupno - total	3977	85.3	352	7.5	329	7.1	5	0.1	4663

BRONANJE VOZILA NA MREŽI PUTEVA U REPUBLICI SRPSKOJ – 2016. GODINA
VEHICLE COUNTING ON THE ROAD NETWORK OF THE REPUBLIC OF SRPSKA – YEAR 2016

SAOBRAĆAJNI POKAZATELJI

000012
 Lužani / 1+923,00
 M 14.1 (MI-103) / Pojje - Brod

Automatski brojač broj
 Lokalizet / Stacionaža [km+m]
 Broj puta / Dionica

Mjesec	Smjer	minimalni čas		maksimalni čas		minimalni dan		maksimalni dan		dnevni prosjek (05-21 h)	noćni prosjek (21-05 h)	prosjek radnim danom	prosjek vikendom	ljetni prosjek
		datum/dan	čas	voz/h	datum/dan	čas	voz/h	datum/dan	voz/dan					
Januar	I	četvrtak/28.	2	2	16	349	subota/30.	1372	nedjelja/3.	3737	1852	1919	2187	
	II	četvrtak/14.	5	2	15	182	nedjelja/31.	1008	petak/22.	2304	1464	1816	1408	
	I+II	ponedjeljak/25.	1	11	13	491	petak/1.	2586	nedjelja/3.	5261	3316	3735	3595	
Februar	I	nedjelja/7.	3	2	16	264	subota/13.	1025	nedjelja/28.	2454	1643	1816	1752	
	II	ponedjeljak/8.	1	2	18	249	nedjelja/7.	1055	petak/26.	2701	1591	209	1498	
	I+II	četvrtak/25.	2	9	16	399	nedjelja/7.	2572	petak/26.	4739	3234	364	3250	
Mart	I	petak/11.	3	2	16	246	Srijeda/9.	1293	nedjelja/20.	2461	1739	171	1912	
	II	Srijeda/9.	2	2	19	291	nedjelja/13.	1249	četvrtak/31.	4119	1787	258	1740	
	I+II	Srijeda/9.	2	6	18	425	Srijeda/9.	2582	četvrtak/31.	6495	3527	429	4062	3652
April	I	petak/8.	2	3	13	471	subota/2.	1805	ponedjeljak/18.	5627	2350	253	2746	2318
	II	ponedjeljak/25.	1	4	20	376	nedjelja/24.	1603	petak/15.	5290	2257	396	2649	2660
	I+II	Srijeda/27.	3	11	13	637	nedjelja/3.	3957	ponedjeljak/18.	7852	4607	649	5395	4978
Maj	I	četvrtak/19.	3	3	15	462	petak/6.	1778	nedjelja/8.	5386	2227	261	2254	2913
	II	ponedjeljak/16.	3	3	19	320	nedjelja/22.	1824	četvrtak/5.	4698	2077	365	2600	2156
	I+II	ponedjeljak/16.	3	12	15	646	utorak/24.	4046	nedjelja/8.	7383	4304	626	4854	5069
Juni	I	četvrtak/2.	3	3	18	331	utorak/14.	1888	nedjelja/19.	3797	2157	266	2317	2712
	II	Srijeda/1.	4	4	17	287	nedjelja/19.	1879	petak/3.	3613	2142	390	2540	2532
	I+II	Srijeda/8.	2	9	18	480	utorak/14.	3768	petak/3.	5903	4299	655	4857	4954
Juli	I	petak/1.	2	5	16	409	subota/9.	2002	nedjelja/3.	3872	2229	315	2405	2839
	II	utorak/5.	3	5	17	327	nedjelja/30.	2099	subota/30.	4470	2435	489	2851	3077
	I+II	utorak/5.	2	19	17	552	subota/30.	4446	subota/30.	7415	4665	804	5256	5469
Avgust	I	petak/5.	3	8	18	344	Srijeda/31.	2349	nedjelja/28.	4605	2766	436	2962	3893
	II	ponedjeljak/22.	3	6	20	375	nedjelja/21.	2035	subota/6.	4611	2497	462	2881	2959
	I+II	utorak/23.	2	17	18	552	Srijeda/31.	4580	subota/6.	7870	5263	898	5843	7075
Septembar	I	ponedjeljak/19.	2	4	17	372	utorak/20.	2051	nedjelja/11.	3687	2159	227	2304	2387
	II	ponedjeljak/19.	3	3	18	261	nedjelja/11.	1631	Srijeda/7.	3161	2052	300	2458	2352
	I+II	ponedjeljak/19.	3	10	17	498	utorak/27.	4136	petak/23.	5477	4211	527	4761	4739
Oktobar	I	Srijeda/12.	3	2	16	348	Srijeda/12.	1894	nedjelja/9.	3407	2153	216	2299	2516
	II	Srijeda/12.	3	3	11	307	nedjelja/16.	1573	petak/7.	3454	2097	313	2450	2327
	I+II	Srijeda/12.	3	7	17	507	utorak/18.	3893	petak/7.	5911	4250	529	4749	4842
Novembar	I	utorak/15.	3	2	17	416	subota/26.	1770	nedjelja/6.	3888	2007	236	2126	2373
	II	Srijeda/2.	3	3	18	237	nedjelja/27.	1369	petak/11.	3132	1857	279	2153	1943
	I+II	Srijeda/2.	3	7	17	550	Srijeda/30.	3654	nedjelja/6.	5540	3864	515	4279	4316
Decembar	I	utorak/6.	3	2	11	248	subota/17.	1409	petak/30.	2627	1682	168	1922	1674
	II	ponedjeljak/5.	3	2	15	458	nedjelja/11.	1169	petak/23.	5381	1940	306	2407	1852
	I+II	ponedjeljak/5.	3	8	15	586	nedjelja/11.	2900	petak/23.	7232	3622	474	4329	3526
Godina	I	četvrtak/28.1.	2	2	13	471	ponedjeljak/18.4.	1025	ponedjeljak/18.4.	5627	2080	240	2248	2475
	II	četvrtak/14.1.	5	2	15	458	nedjelja/31.1.	1008	petak/23.12.	5381	2016	329	2406	2201
	I+II	Srijeda/9.3.	2	6	15	646	nedjelja/8.5.	2572	subota/6.8.	7870	4097	569	4654	4676

BROJANJE VOZILA NA MREŽI PUTEVA U REPUBLICI SRPSKOJ – 2016. GODINA
VEHICLE COUNTING ON THE ROAD NETWORK OF THE REPUBLIC OF SRPSKA – YEAR 2016

TRAFFIC PARAMETERS

Automatic counter number
 Location / Mileage [km+m]
 Road number / Section

000012

Lužani / 1+923,00

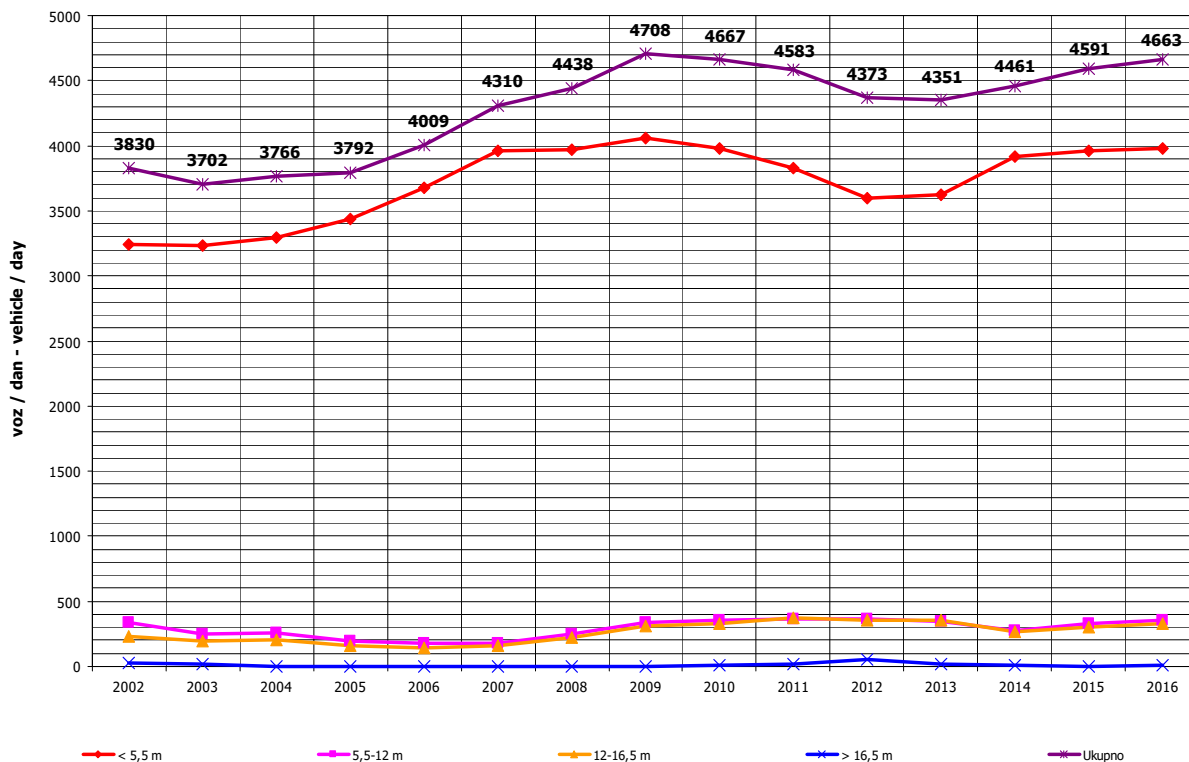
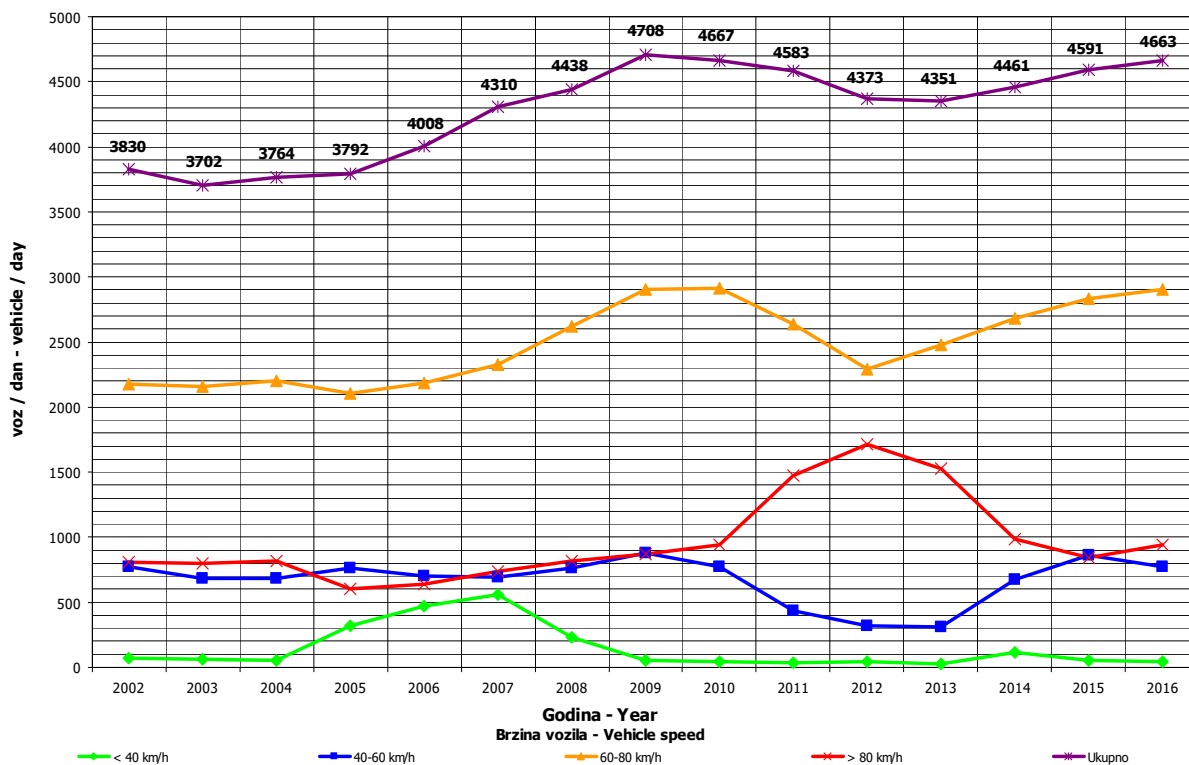
M 14.1 (MI-103) / Pojje - Brod

Month	Direction	minimum hour		maximum hour		veh/h	veh/day	minimum day		maximum day		day time average (5-21 h)	night average (21-05 h)	working day average	weekend average	summer average
		date/day	hour	date/day	hour			date/day	veh/day	date/day	veh/day					
January	I	28/Thursday	2	3/Sunday	16	349	1372	30/Saturday	3737	3/Sunday	1852	179	1919	2187		
	II	14/Thursday	5	29/Friday	15	182	1008	31/Sunday	2304	22/Friday	1464	181	1816	1408		
	I+II	25/Monday	1	3/Sunday	13	491	2586	1/Friday	5261	3/Sunday	3316	360	3735	3595		
February	I	7/Sunday	3	28/Sunday	16	264	1025	13/Saturday	2454	28/Sunday	1643	156	1816	1752		
	II	8/Monday	1	5/Friday	18	249	1055	7/Sunday	2701	26/Friday	1591	209	1915	1498		
	I+II	25/Thursday	2	28/Sunday	16	399	2572	7/Sunday	4739	26/Friday	3234	364	3731	3250		
March	I	11/Friday	3	6/Sunday	16	246	1293	9/Wednesday	2461	20/Sunday	1739	171	1910	1912		
	II	9/Wednesday	2	31/Thursday	19	291	1249	13/Sunday	4119	31/Thursday	1787	258	2152	1740		
	I+II	9/Wednesday	2	31/Thursday	18	425	2582	9/Wednesday	6495	31/Thursday	3527	429	4062	3652		
April	I	8/Friday	2	18/Monday	13	471	1805	2/Saturday	5627	18/Monday	2350	253	2746	2318		
	II	25/Monday	1	15/Friday	20	376	1603	24/Sunday	5290	15/Friday	2257	396	2649	2660		
	I+II	27/Wednesday	3	18/Monday	13	637	3957	3/Sunday	7852	18/Monday	4607	649	5395	4978		
May	I	19/Thursday	3	8/Sunday	15	462	1778	6/Friday	5386	8/Sunday	2227	261	2254	2913		
	II	16/Monday	3	5/Thursday	19	320	1824	22/Sunday	4698	5/Thursday	2077	365	2600	2156		
	I+II	16/Monday	3	8/Sunday	15	646	4046	24/Tuesday	7383	8/Sunday	4304	626	4854	5069		
June	I	2/Thursday	3	5/Sunday	18	331	1888	14/Tuesday	3797	19/Sunday	2157	266	2317	2712		
	II	1/Wednesday	4	29/Wednesday	17	287	1879	19/Sunday	3613	3/Friday	2142	390	2540	2532		
	I+II	8/Wednesday	2	5/Sunday	18	480	3768	14/Tuesday	5903	3/Friday	4299	655	4857	5221		
July	I	1/Friday	2	3/Sunday	16	409	2002	9/Saturday	3872	3/Sunday	2229	315	2405	2839		
	II	5/Tuesday	3	30/Saturday	17	327	2099	3/Sunday	4470	30/Saturday	2435	489	2851	3077		
	I+II	5/Tuesday	2	3/Sunday	17	552	4446	5/Tuesday	7415	30/Saturday	4665	804	5256	5916		
August	I	5/Friday	3	7/Sunday	18	344	2349	31/Wednesday	4605	28/Sunday	2766	436	2962	3893		
	II	22/Monday	3	26/Friday	20	375	2035	21/Sunday	4611	6/Saturday	2497	462	2881	3182		
	I+II	23/Tuesday	2	27/Saturday	18	552	4580	31/Wednesday	7870	6/Saturday	5263	898	5843	7075		
September	I	19/Monday	2	11/Sunday	17	372	2051	20/Tuesday	3687	11/Sunday	2159	227	2304	2615		
	II	19/Monday	3	30/Friday	18	261	1631	11/Sunday	3161	7/Wednesday	2052	300	2458	2061		
	I+II	19/Monday	3	11/Sunday	17	498	4136	27/Tuesday	5477	23/Friday	4211	527	4761	4676		
October	I	12/Wednesday	2	9/Sunday	16	348	1894	12/Wednesday	3407	9/Sunday	2153	216	2299	2516		
	II	12/Wednesday	3	30/Sunday	11	307	1573	16/Sunday	3454	7/Friday	2097	313	2450	2327		
	I+II	12/Wednesday	3	9/Sunday	17	507	3893	18/Tuesday	5911	7/Friday	4250	529	4749	4842		
November	I	15/Tuesday	3	6/Sunday	17	416	1770	26/Saturday	3888	6/Sunday	2007	236	2126	2373		
	II	2/Wednesday	3	11/Friday	18	237	1369	27/Sunday	3132	11/Friday	1857	279	2153	1943		
	I+II	2/Wednesday	3	6/Sunday	17	550	3654	30/Wednesday	5540	6/Sunday	3864	515	4279	4316		
December	I	6/Tuesday	3	30/Friday	11	248	1409	17/Saturday	2627	30/Friday	1682	168	1922	1674		
	II	5/Monday	3	23/Friday	15	458	1169	11/Sunday	5381	23/Friday	1940	306	2407	1852		
	I+II	5/Monday	3	23/Friday	15	586	2900	11/Sunday	7232	23/Friday	3622	474	4329	3526		
Year	I	January 28/Thursday	2	April 18/Monday	13	471	1025	February 13/Saturday	5627	April 18/Monday	2080	240	2248	2475		
	II	January 14/Thursday	5	December 23/Friday	15	458	1008	January 31/Sunday	5381	December 23/Friday	2016	329	2406	2201		
	I+II	March 9/Wednesday	2	May 8/Sunday	15	646	2572	February 7/Sunday	7870	August 6/Saturday	4097	569	4654	4676		

GODIŠNJA NERAVNOMJERNOST SAOBRAĆAJNOG TOKA TRAFFIC FLOW ANNUAL VARIATION

Automatski brojač broj - Automatic counter number
 Lokalizet - Location / Stacionaža - Mileage [km+m]
 Broj puta - Road number / Dionica - Section

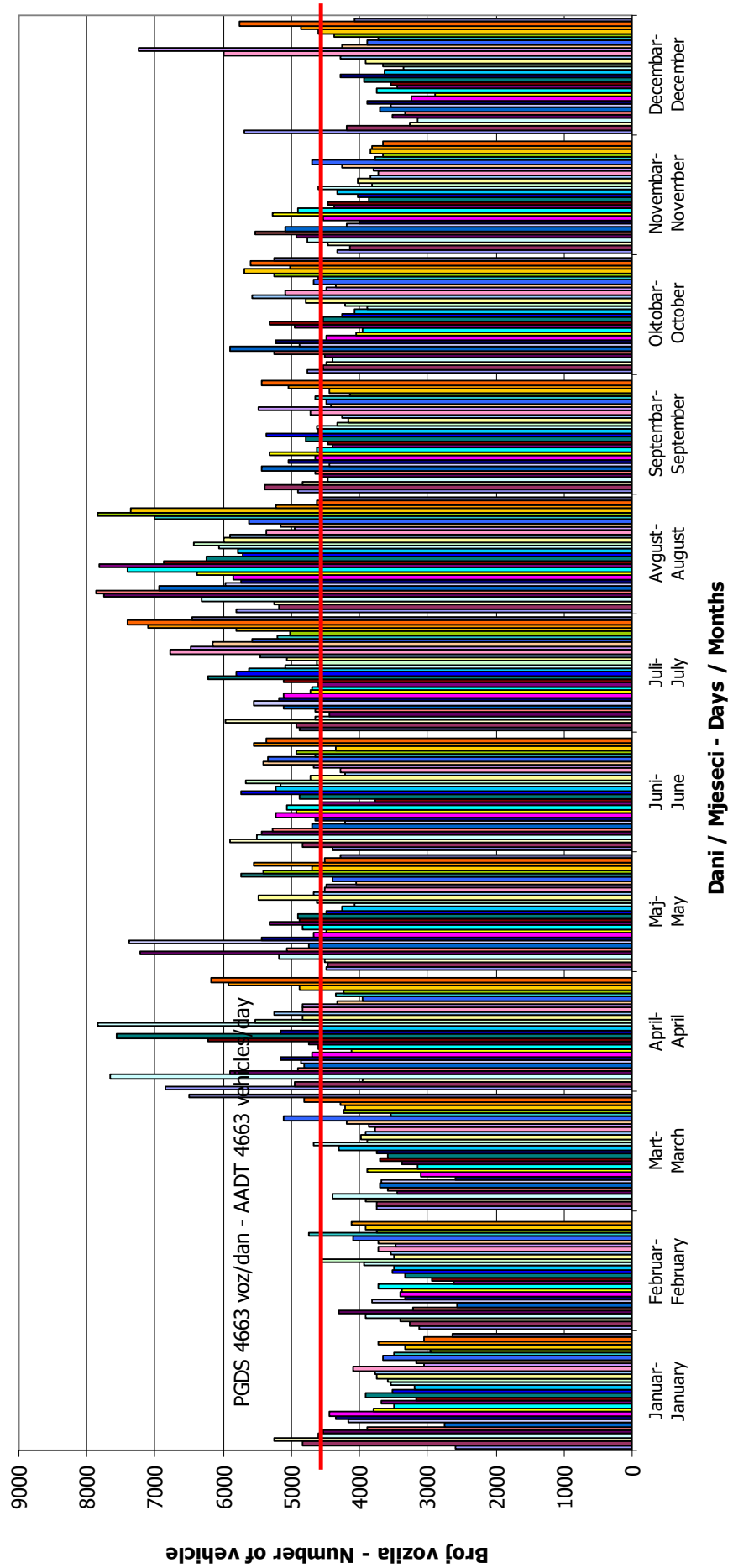
000012
 Lužani / 1+923,00
 M 14.1 (MI-103) / Polje - Brod



DNEVNA NERAVNOMJERNOST SAOBRAĆAJNOG TOKA
TRAFFIC FLOW DAILY VARIATION

Automatski brojač broj - Automatic counter number
 Lokalizet - Location / Stacionaža - Mileage [km+tm]
 Broj puta - Road number/ Dionica - Section

000012
 Lužani / 1+923,00
 M 14.1 (MI-103) / Polje - Brod

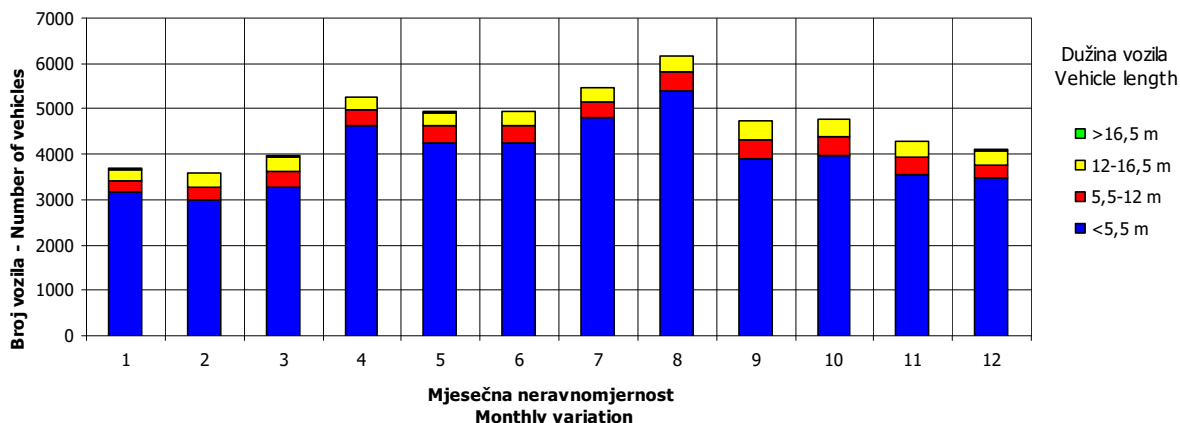
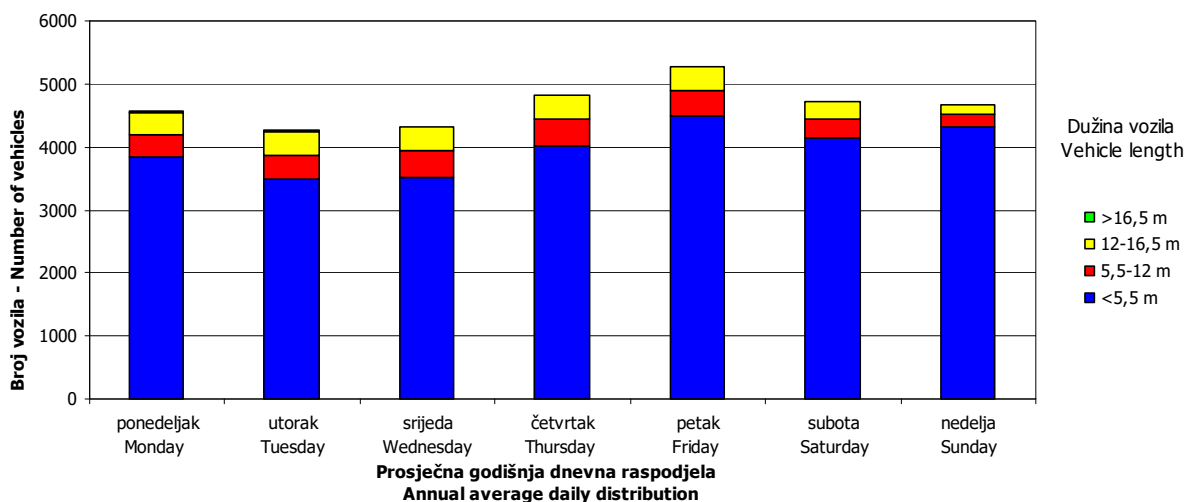
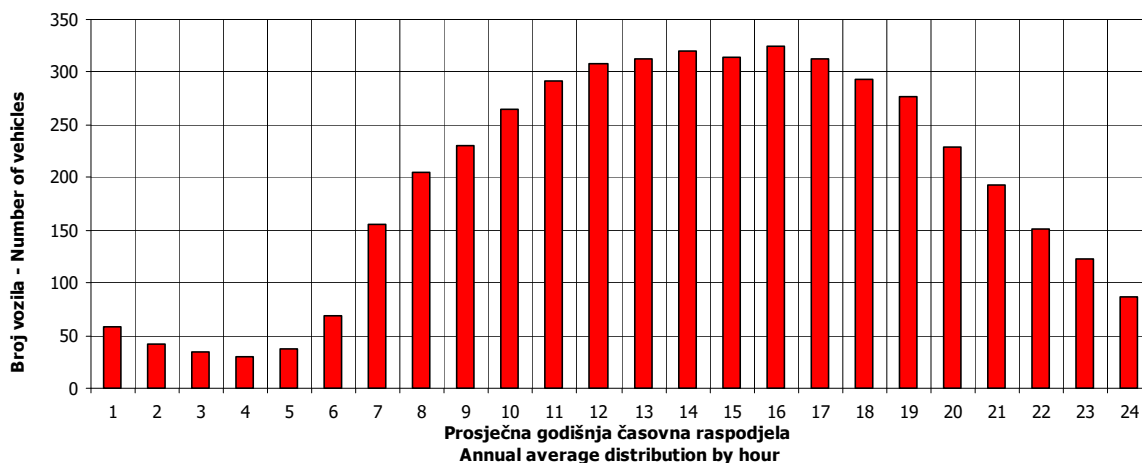


VREMENSKA RASPODJELA SAOBRAĆAJNOG TOKA TRAFFIC FLOW TIME DISTRIBUTION

Automatski brojač broj - Automatic counter number
 Lokalizet - Location / Stacionaža - Mileage [km+m]
 Broj puta - Road number / Dionica - Section

000012
 Lužani / 1+923,00
 M 14.1 (MI-103) / Polje - Brod

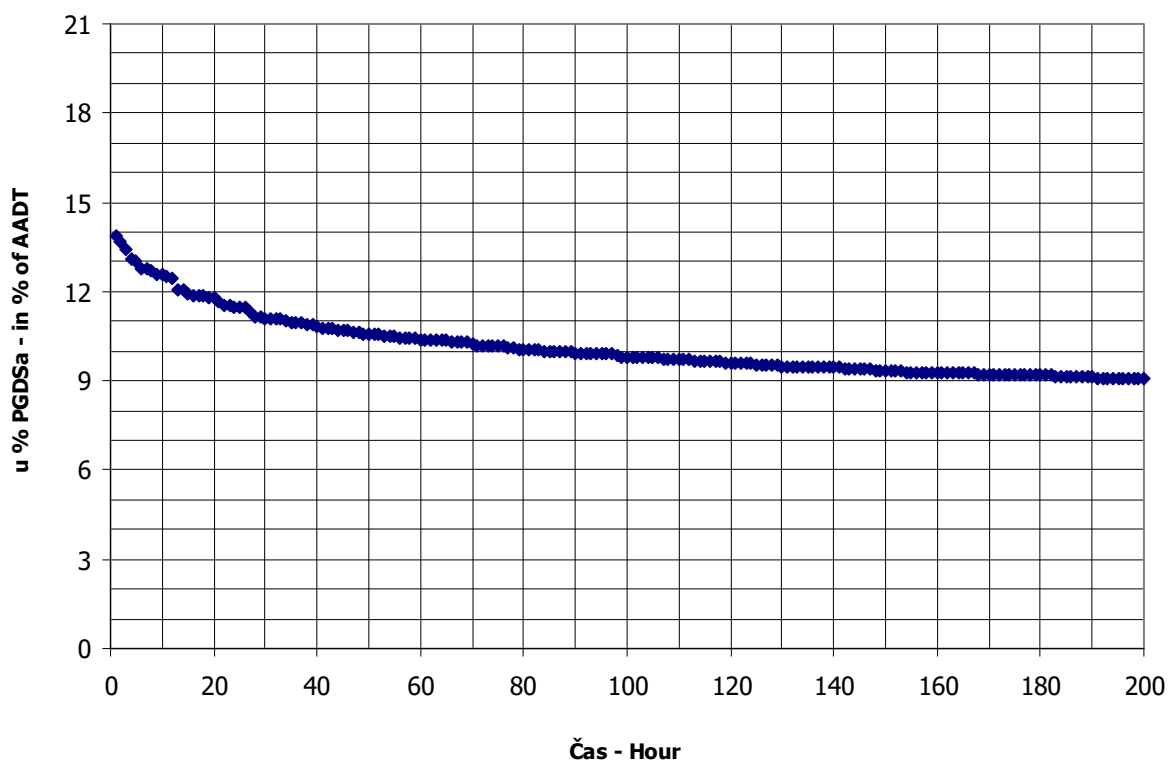
PGDS 4663 voz/dan AADT 4663 veh/day



SATNA DISTRIBUCIJA SAOBRAĆAJNOG TOKA TRAFFIC FLOW HOURLY DISTRIBUTION

Automatski brojač broj - Automatic counter number 000012
 Lokalitet - Location / Stacionaža - Mileage [km+m] Lužani / 1+923,00
 Broj puta - Road number / Dionica - Section M 14.1 (MI-103) / Polje - Brod

PGDS - AADT	4663 voz/dan - veh/day							
Čas - Hour	Maksimalni vršni sat - Maximum peak hour	10	20	30	40	50	100	200
Sat u danu - Hour of day	15	15	17	12	12	15	11	14
Sat u godini - Hour in year	3088	8584	7458	3085	5413	5776	5076	7479
Dan - Day of week	nedelja - Sunday	petak - Friday	nedelja - Sunday	nedelja - Sunday	subota - Saturday	nedelja - Sunday	subota - Saturday	ponedeljak - Monday
Datum - Date	8	23	6	8	13	28	30	7
Mjesec - Month	maj - May	decembar - December	novembar - November	maj - May	avgust - August	avgust - August	juli - July	novembar - November
Vrijednost - Value	646	586	550	518	505	493	457	422
% - percent	13.85	12.57	11.80	11.11	10.83	10.57	9.80	9.05



BROJANJE VOZILA NA MREŽI PUTEVA U REPUBLICI SRPSKOJ – 2016. GODINA
VEHICLE COUNTING ON THE ROAD NETWORK OF THE REPUBLIC OF SRPSKA – YEAR 2016

MJESEČNI BROJ VOZILA
MONTHLY NUMBER OF VEHICLES

Automatski brojač broj - Automatic counter number
 Lokalitet - Location / Stacionaža - Mileage [km+m]
 Broj puta - Road number / Dionica - Section

000013
 Ritešić / 9+137,00
 M 17.2 (MI-103) / Vrhovi - Šešlije

	Mjesec - Month											
	Januar- January	Februar- February	Mart- March	April- April	Maj- May	Jun- June	Juli- July	August- August	Septembar- September	Oktober- October	Novembar- November	Decembar- December
1	2183	3123	3852	6556	5138	4628	5317	6179	4951	4369	5038	5441
2	4371	3170	3971	4488	4719	5098	4740	5760	5458	3598	4363	4156
3	4758	3291	3939	3416	4891	6013	4636	6048	4626	4485	4446	2974
4	4178	3646	4425	7111	4674	5252	4831	6498	4265	4496	4836	2900
5	4228	4201	3390	5601	4527	4966	4737	7419	4469	4633	4057	3566
6	3459	3108	3378	5175	5017	5314	4933	7038	4832	5145	3667	3654
7	2388	2489	3601	4860	4699	4929	5030	6439	5533	5438	4183	3867
8	3828	3775	3818	5439	4260	4557	5926	6071	4011	4386	4005	3671
9	3916	3378	2861	4991	4522	4448	5336	5835	5015	4598	4225	4095
10	3983	3458	3329	4203	4421	5207	4890	5818	4436	4290	4344	3137
11	3477	3392	4032	4167	5001	4066	5120	6314	5230	3965	5224	2810
12	3487	3833	3072	4137	5396	4026	5024	7217	4753	4083	4502	3583
13	3519	3274	3203	4207	5463	4494	5389	7127	4472	4845	3840	3627
14	3517	2806	3796	4509	4706	4294	5526	6706	4574	5246	4386	3770
15	4086	3458	3827	5448	4451	4681	6635	6359	4880	4524	3410	4160
16	3136	3411	3990	4184	4478	4723	6075	5511	5685	3999	4571	4452
17	3016	3556	4306	4024	4691	5449	5630	6313	4396	4231	4662	3594
18	3553	3911	4705	4149	4490	4627	5569	6088	4153	4107	4845	3227
19	3636	4676	3713	4222	4853	4196	5197	6490	4436	4523	3698	3612
20	3639	3432	3764	4485	5654	4458	5530	5833	4415	4691	4159	3982
21	3714	3358	4051	4483	4788	4724	5647	5571	4512	5492	4190	4838
22	4323	3691	4053	5466	4296	3914	6987	5281	4746	4590	3998	5850
23	2949	3657	4223	5008	4598	5379	6591	5117	5588	3937	4137	6962
24	2958	3804	4499	3744	4504	5468	5798	5444	4549	4443	3980	3939
25	3577	4146	4956	4458	4747	4362	5707	5645	4352	4705	4422	3588
26	3486	4647	3768	4828	5942	4949	5262	6347	4827	4618	3529	3628
27	3318	3664	3870	4827	5788	4700	5606	6347	4288	4943	3355	4383
28	3377	3541	4237	4980	4589	4613	6242	5550	4444	5708	3874	4515
29	3692	3765	4531	7031	5095	4646	7912	5115	4929	4746	3857	4919
30	2639		5016	4146	4605	4708	7479	4601	5299	4362	3603	5462
31	2528		6383		4701		6834	4760		6593		3577
Ukupno- Total	109087	103824	124667	144326	149694	142907	176038	186677	142057	143736	125421	126017
Prosjek- Average	3519	3580	4022	4811	4829	4764	5679	6022	4735	4637	4181	4065
Godišnji prosjek (PGDS) - Annual average (AADT)												4575

BROJANJE VOZILA NA MREŽI PUTEVA U REPUBLICI SRPSKOJ – 2016. GODINA
VEHICLE COUNTING ON THE ROAD NETWORK OF THE REPUBLIC OF SRPSKA – YEAR 2016

STRUKTURA SAOBRAĆAJNOG TOKA
TRAFFIC FLOW COMPOSITION

Automatski brojač broj - Automatic counter number
 Lokalizet - Location / Stacionaža - Mileage [km+m]
 Broj puta - Road number / Dionica - Section

000013
 Ritešić / 9+137,00
 M 17.2 (MI-103) / Vrhovi - Šešilje

Mjesec - Month	Smjer - Direction	Dužina vozila - Vehicle length								Ukupno - Total
		< 5,5 m	(%)	5,5 - 12 m	(%)	12 - 16,5 m	(%)	> 16,5 m	(%)	
Januar - January	I	36350	75.8	6223	11.8	6562	12.2	156	0.2	49290
	II	46367	75.8	6690	11.8	6708	12.2	31	0.2	59797
	ukupno - total	82718	75.8	12913	11.8	13270	12.2	186	0.2	109087
Februar - February	I	36852	71.2	6910	13.5	7918	15.1	193	0.2	51873
	II	37025	71.2	7136	13.5	7760	15.1	30	0.2	51951
	ukupno - total	73877	71.2	14046	13.5	15678	15.1	223	0.2	103824
Mart - March	I	45185	69.4	8910	14.5	10005	15.9	189	0.2	64289
	II	41283	69.4	9217	14.5	9839	15.9	39	0.2	60377
	ukupno - total	86467	69.4	18127	14.5	19844	15.9	228	0.2	124667
April - April	I	52366	72.5	9659	13.4	10399	14.0	153	0.1	72576
	II	52218	72.5	9681	13.4	9806	14.0	45	0.1	71750
	ukupno - total	104584	72.5	19340	13.4	20205	14.0	197	0.1	144326
Maj - May	I	52305	71.8	10995	14.9	9879	13.2	141	0.1	73320
	II	55142	71.8	11340	14.9	9859	13.2	32	0.1	76374
	ukupno - total	107447	71.8	22336	14.9	19739	13.2	173	0.1	149694
Juni - June	I	52002	71.2	10384	14.7	10671	14.0	112	0.1	73169
	II	49763	71.2	10587	14.7	9365	14.0	23	0.1	69738
	ukupno - total	101765	71.2	20971	14.7	20036	14.0	135	0.1	142907
Juli - July	I	72644	75.7	10982	12.7	11112	11.5	105	0.1	94843
	II	60634	75.7	11350	12.7	9182	11.5	29	0.1	81195
	ukupno - total	133278	75.7	22333	12.7	20294	11.5	134	0.1	176038
Avgust - August	I	64357	75.9	11295	12.6	11644	11.4	110	0.1	87407
	II	77270	75.9	12239	12.6	9720	11.4	41	0.1	99270
	ukupno - total	141627	75.9	23534	12.6	21364	11.4	151	0.1	186677
Septembar - September	I	48441	69.4	10489	15.4	11865	15.0	168	0.1	70962
	II	50211	69.4	11415	15.4	9447	15.0	23	0.1	71095
	ukupno - total	98651	69.4	21904	15.4	21311	15.0	190	0.1	142057
Oktobar - October	I	50085	70.7	10456	15.1	11130	14.0	232	0.2	71903
	II	51560	70.7	11244	15.1	8991	14.0	38	0.2	71832
	ukupno - total	101645	70.7	21699	15.1	20121	14.0	270	0.2	143736
Novembar - November	I	41543	68.2	9822	16.0	10615	15.6	267	0.3	62247
	II	43975	68.2	10221	16.0	8929	15.6	48	0.3	63174
	ukupno - total	85518	68.2	20043	16.0	19544	15.6	315	0.3	125421
Decembar - December	I	50542	72.0	8900	14.0	9256	13.7	375	0.3	69073
	II	40164	72.0	8745	14.0	7993	13.7	43	0.3	56944
	ukupno - total	90706	72.0	17645	14.0	17249	13.7	418	0.3	126017
Ukupno (godišnje) - Total (annual)	I	602672	71.7	115025	13.7	121057	14.4	2200	0.3	840953
	II	605611	72.7	119866	14.4	107598	12.9	421	0.1	833497
	ukupno - total	1208283	72.2	234891	14.0	228655	13.7	2621	0.2	1674450
Prosjek (PGDS) - Average (AADT)	I	1647	71.7	314	13.7	331	14.4	6	0.3	2298
	II	1655	72.7	328	14.4	294	12.9	1	0.1	2277
	ukupno - total	3301	72.2	642	14.0	625	13.7	7	0.2	4575

BROJANJE VOZILA NA MREŽI PUTEVA U REPUBLICI SRPSKOJ – 2016. GODINA
VEHICLE COUNTING ON THE ROAD NETWORK OF THE REPUBLIC OF SRPSKA – YEAR 2016

SAOBRAĆAJNI POKAZATELJI

000013
 Ritešić / 9+137,00
 M 17.2 (MI-103) / Vrhovi - Šešilje

Automatski brojač broj
 Lokalizet / Stacionaža [km+m]
 Broj puta / Dionica

Mjesec	Snjmer	minimalni čas		maksimalni čas		minimalni dan		maksimalni dan		dnevni prosjek (05-21 h)	noćni prosjek (21-05 h)	prosijek radnim danom	prosijek vikendom	ljerni prosjek
		datum/dan	čas	voz/h	datum/dan	čas	voz/h	datum/dan	voz/dan					
Januar	I	subota/30.	18	0	184	12	896	petak/1.	2421	1401	186	1806	1285	
	II	ponedeljak/25.	0	4	327	12	1243	subota/30.	3403	1763	163	1896	1968	
	I+II	subota/30.	19	4	428	13	2183	petak/1.	4758	3164	349	3702	3253	
Februar	I	utorak/16.	3	3	216	19	1061	nedelja/7.	2638	1564	221	1909	1462	
	II	utorak/16.	2	5	255	16	1380	subota/6.	2286	1639	150	1805	1747	
	I+II	utorak/2.	3	13	372	15	2489	nedelja/7.	4676	3203	371	3714	3209	
Mart	I	ponedeljak/14.	2	7	276	19	1193	četvrtak/31.	3946	1800	272	2209	1677	
	II	utorak/1.	3	5	262	16	1414	srijeda/9.	2437	1768	179	1983	1843	
	I+II	ponedeljak/14.	3	12	431	13	2861	četvrtak/31.	6383	3568	450	4191	3520	
April	I	srijeda/6.	3	6	319	13	1538	nedelja/3.	4606	2049	370	2456	2345	
	II	nedelja/3.	1	9	453	17	1679	subota/2.	5004	2139	253	2500	2178	
	I+II	srijeda/6.	3	20	568	17	3416	ponedeljak/4.	7111	4188	623	4955	4524	
Maj	I	utorak/10.	3	6	248	17	1596	nedelja/1.	3437	2031	333	2513	2095	
	II	srijeda/18.	2	5	306	17	2157	srijeda/25.	3542	2195	269	2409	2566	
	I+II	srijeda/18.	2	16	431	15	4260	nedelja/8.	5942	4226	603	4922	4660	
Juni	I	srijeda/8.	3	8	257	18	1600	nedelja/12.	3547	2061	378	2528	2197	2439
	II	nedelja/26.	1	7	344	17	1796	subota/11.	3331	2073	250	2311	2358	2324
	I+II	srijeda/8.	3	19	458	16	3914	srijeda/22.	6013	4135	628	4838	4556	4763
Juli	I	utorak/12.	3	16	345	17	2278	nedelja/3.	4518	2564	498	3034	3123	3063
	II	utorak/5.	1	10	307	16	1927	subota/2.	3665	2300	319	2591	2678	2619
	I+II	ponedeljak/4.	1	32	549	17	4636	nedelja/3.	7912	4864	817	5625	5801	5682
Avgust	I	ponedeljak/22.	3	10	338	15	2056	nedelja/21.	3788	2388	435	2851	2739	2822
	II	ponedeljak/29.	2	9	355	16	2357	utorak/30.	4173	2812	392	3072	3588	3205
	I+II	utorak/30.	3	30	540	15	4601	srijeda/3.	7419	5200	827	5923	6326	6027
Septembar	I	nedelja/25.	4	9	289	17	1678	subota/24.	3170	2043	323	2487	2037	2367
	II	ponedeljak/5.	1	6	390	16	1904	nedelja/11.	3542	2127	244	2337	2464	2371
	I+II	ponedeljak/5.	1	22	513	16	4011	četvrtak/8.	5685	4171	567	4824	4501	4737
Oktobar	I	četvrtak/20.	3	6	250	21	1420	nedelja/2.	3773	1991	329	2427	2096	
	II	srijeda/12.	1	6	468	16	1936	utorak/11.	4493	2095	224	2368	2215	
	I+II	ponedeljak/10.	3	19	632	16	3598	ponedeljak/31.	6593	4085	553	4794	4311	
Novembar	I	nedelja/20.	3	6	213	19	1379	nedelja/27.	3019	1814	302	2164	1865	
	II	ponedeljak/14.	2	2	286	15	1637	subota/26.	3046	1913	239	2141	2024	
	I+II	ponedeljak/21.	1	13	405	15	3355	nedelja/11.	5224	3727	541	4305	3889	
Decembar	I	ponedeljak/12.	3	5	380	15	1168	nedelja/4.	5025	1916	312	2420	1757	
	II	ponedeljak/5.	3	4	246	12	1322	subota/30.	2474	1670	165	1953	1548	
	I+II	ponedeljak/26.	3	9	527	15	2810	petak/23.	6962	3586	477	4372	3305	
Godina	I	subota/30.1.	18	0	380	15	896	petak/1.1.	5025	1968	330	2400	2056	2673
	II	ponedeljak/14.11.	2	2	468	16	1243	subota/30.1.	5004	2041	237	2280	2265	2630
	I+II	subota/30.1.	19	4	632	16	2183	petak/29.7.	7912	4010	567	4681	4321	5302

BROJANJE VOZILA NA MREŽI PUTEVA U REPUBLICI SRPSKOJ – 2016. GODINA
VEHICLE COUNTING ON THE ROAD NETWORK OF THE REPUBLIC OF SRPSKA – YEAR 2016

TRAFFIC PARAMETERS

000013

Ritešić / 9+137,00

M 17.2 (MI-103) / Vrhovi - Šešilje

Automatic counter number

Location / Mileage [km+m]

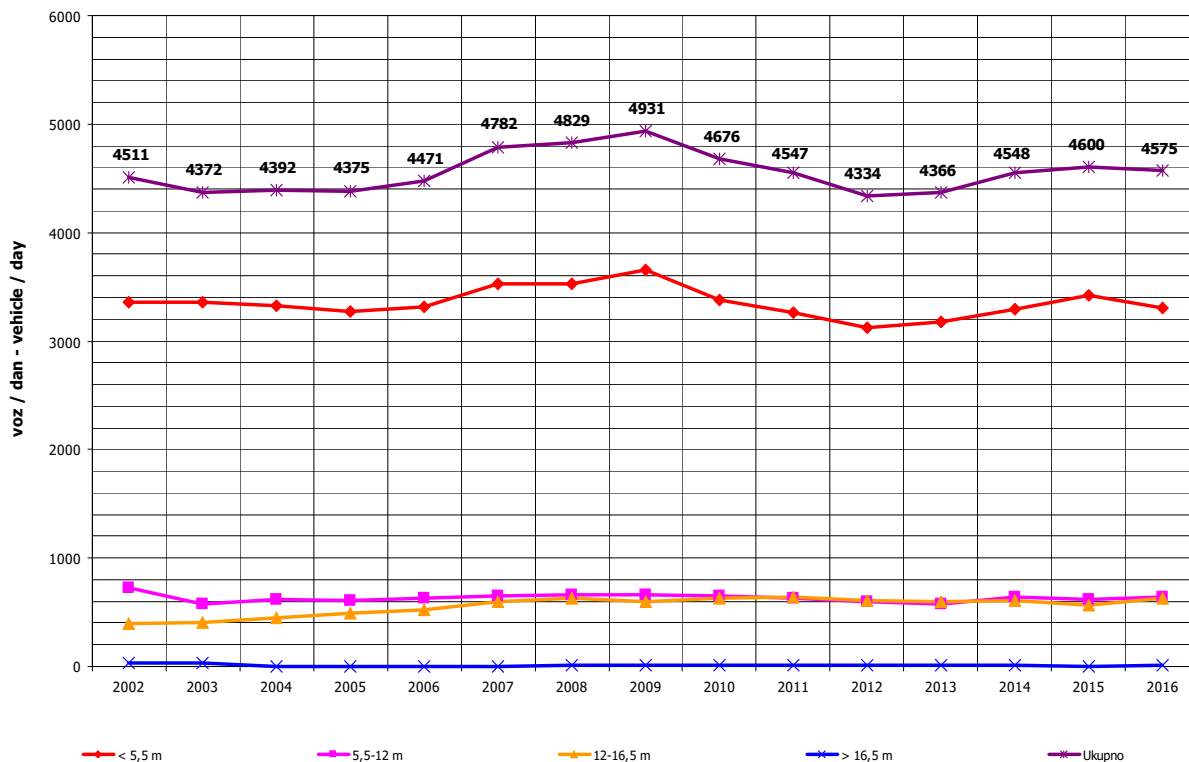
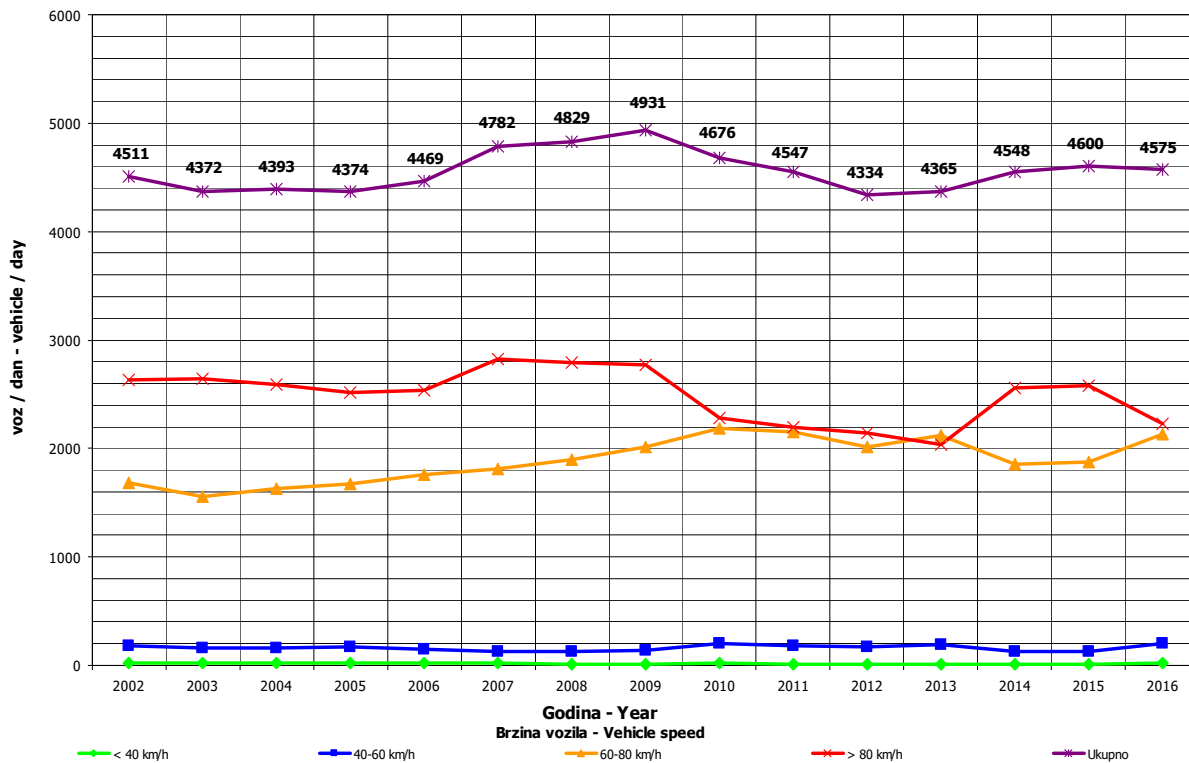
Road number / Section

Month	Direction	minimum hour		maximum hour		veh/h	minimum day		maximum day		veh/day	day time average (5-21 h)	night average (21-05 h)	working day average	weekend average	summer average
		date/day	hour	date/day	hour		date/day	veh/day								
January	I	30/Saturday	18	0	22/Friday	12	184	1/Friday	22/Friday	2421	1401	186	1806	1285		
	II	25/Monday	0	4	3/Sunday	12	327	30/Saturday	3/Sunday	3403	1763	163	1896	1968		
	I+II	30/Saturday	19	4	2/Saturday	13	428	1/Friday	3/Sunday	4758	3164	349	3702	3253		
February	I	16/Tuesday	3	3	5/Friday	19	216	7/Sunday	19/Friday	2638	1564	221	1909	1462		
	II	16/Tuesday	2	5	28/Sunday	16	255	6/Saturday	8/Monday	2286	1639	150	1805	1747		
	I+II	2/Tuesday	3	13	28/Sunday	15	372	7/Sunday	19/Friday	4676	3203	371	3714	3209		
March	I	14/Monday	2	7	31/Thursday	19	276	13/Sunday	31/Thursday	3946	1800	272	2209	1677		
	II	1/Tuesday	3	5	20/Sunday	16	262	9/Wednesday	31/Thursday	2437	1768	179	1983	1843		
	I+II	14/Monday	3	12	3/Thursday	13	431	9/Wednesday	31/Thursday	6383	3568	450	4191	3520		
April	I	6/Wednesday	3	6	1/Friday	13	319	3/Sunday	1/Friday	4606	2049	370	2456	2345		
	II	3/Sunday	1	9	4/Monday	17	453	2/Saturday	4/Monday	5004	2139	253	2500	2178		
	I+II	6/Wednesday	3	20	4/Monday	17	568	3/Sunday	4/Monday	7111	4188	623	4955	4524		
May	I	10/Tuesday	3	6	27/Friday	17	248	1/Sunday	26/Thursday	3437	2031	333	2513	2095		
	II	18/Wednesday	2	5	1/Sunday	17	306	25/Wednesday	1/Sunday	3542	2195	269	2409	2566		
	I+II	18/Wednesday	2	16	1/Sunday	15	431	8/Sunday	26/Thursday	5942	4226	603	4922	4660		
June	I	8/Wednesday	3	8	3/Friday	18	257	12/Sunday	3/Friday	3547	2061	378	2528	2197		2439
	II	26/Sunday	1	7	26/Sunday	17	344	11/Saturday	26/Sunday	3331	2073	250	2311	2358		2324
	I+II	8/Wednesday	3	19	8/Wednesday	16	458	22/Wednesday	3/Friday	6013	4135	628	4838	4556		4763
July	I	12/Tuesday	3	16	29/Friday	17	345	3/Sunday	29/Friday	4518	2564	498	3034	3123		3063
	II	5/Tuesday	1	10	31/Sunday	16	307	2/Saturday	31/Sunday	3665	2300	319	2591	2678		2619
	I+II	4/Monday	1	32	29/Friday	17	549	3/Sunday	29/Friday	7912	4864	817	5625	5801		5682
August	I	22/Monday	3	10	3/Wednesday	15	338	21/Sunday	12/Friday	3788	2388	435	2851	2739		2822
	II	29/Monday	2	9	14/Sunday	16	355	30/Tuesday	14/Sunday	4173	2812	392	3072	3588		3205
	I+II	30/Tuesday	3	30	3/Wednesday	15	540	30/Tuesday	5/Friday	7419	5200	827	5923	6326		6027
September	I	29/Sunday	4	9	24/Saturday	17	289	18/Sunday	7/Wednesday	3170	2043	323	2487	2037		2367
	II	5/Monday	1	6	11/Sunday	16	390	8/Thursday	11/Sunday	3542	2127	244	2337	2464		2371
	I+II	5/Monday	1	22	11/Sunday	16	513	8/Thursday	16/Friday	5685	4171	567	4824	4501		4737
October	I	20/Thursday	3	6	28/Friday	21	250	2/Sunday	28/Friday	3373	1991	329	2427	2096		
	II	12/Wednesday	1	6	31/Monday	16	468	11/Tuesday	31/Monday	4493	2095	224	2368	2215		
	I+II	10/Monday	3	19	31/Monday	16	632	2/Sunday	31/Monday	6593	4085	553	4794	4311		
November	I	20/Sunday	3	6	11/Friday	19	213	27/Sunday	11/Friday	3019	1814	302	2164	1865		
	II	14/Monday	2	2	20/Sunday	15	286	26/Saturday	1/Tuesday	3046	1913	239	2141	2024		
	I+II	21/Monday	1	13	20/Sunday	15	405	27/Sunday	11/Friday	5224	3727	541	4305	3889		
December	I	12/Monday	3	5	23/Friday	15	380	4/Sunday	23/Friday	5025	1916	312	2420	1757		
	II	5/Monday	3	4	30/Friday	12	246	3/Saturday	30/Friday	2474	1670	165	1953	1548		
	I+II	26/Monday	3	9	23/Friday	15	527	11/Sunday	23/Friday	6962	3586	477	4372	3305		
Year	I	January 30/Saturday	18	0	December 23/Friday	15	380	January 1/Friday	December 23/Friday	5025	1968	330	2400	2056		2673
	II	November 14/Monday	2	2	October 31/Monday	16	468	January 30/Saturday	April 4/Monday	5004	2041	237	2280	2265		2630
	I+II	January 30/Saturday	19	4	October 31/Monday	16	632	January 1/Friday	July 29/Friday	7912	4010	567	4681	4321		5302

GODIŠNJA NERAVNOMJERNOST SAOBRAĆAJNOG TOKA TRAFFIC FLOW ANNUAL VARIATION

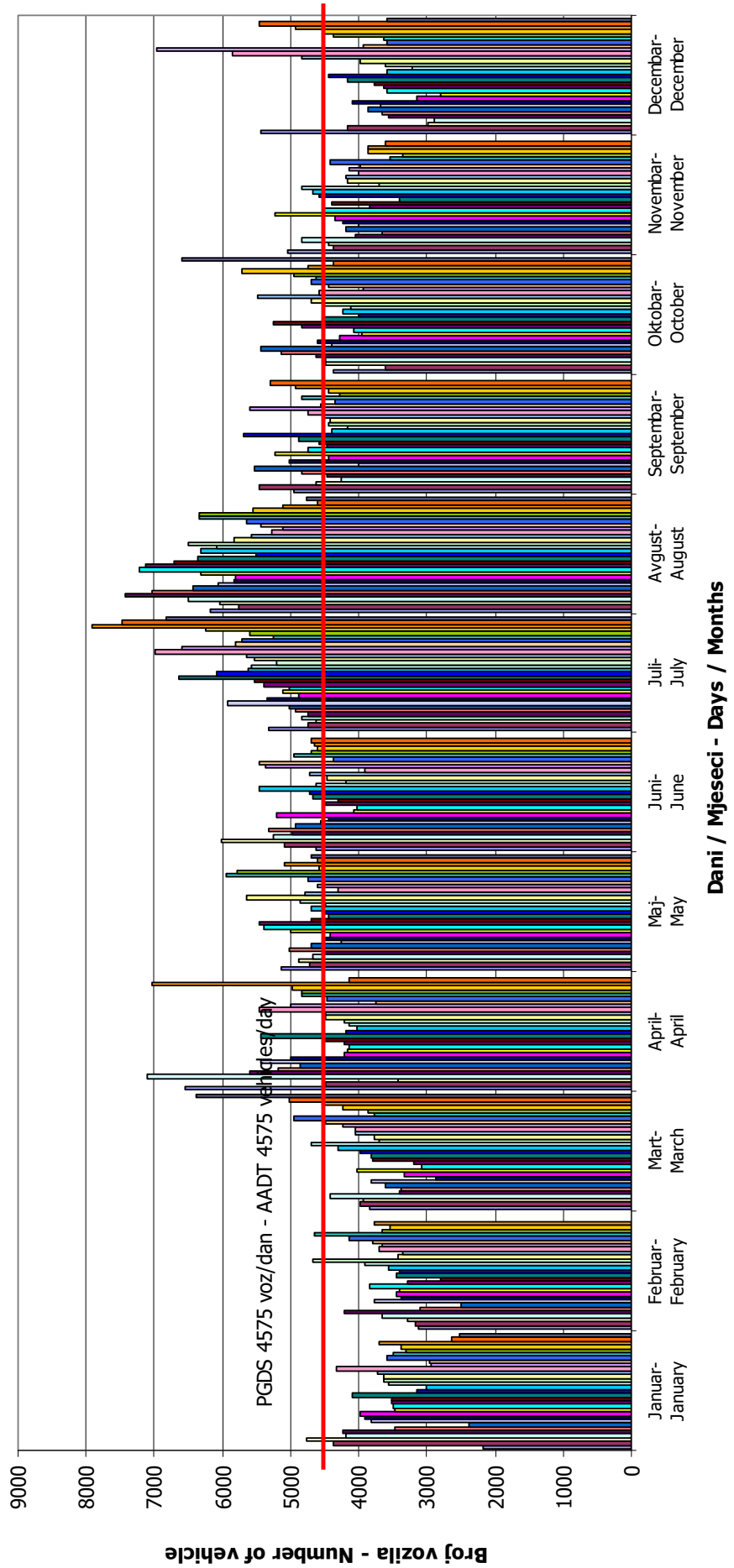
Automatski brojač broj - Automatic counter number
 Lokalizet - Location / Stacionaža - Mileage [km+m]
 Broj puta - Road number / Dionica - Section

000013
 Ritešić / 9+137,00
 M 17.2 (MI-103) / Vrhovi - Šešlije



**DNEVNA NERAVNOMJERNOST SAOBRAĆAJNOG TOKA
 TRAFFIC FLOW DAILY VARIATION**

Automatski brojač broj - Automatic counter number 000013
 Lokalizet - Location / Stacionaža - Mileage [km+tm] Ritešić / 9+137,00
 Broj puta - Road number/ Dionica - Section M 17.2 (MI-103) / Vrhovi - Šešilje

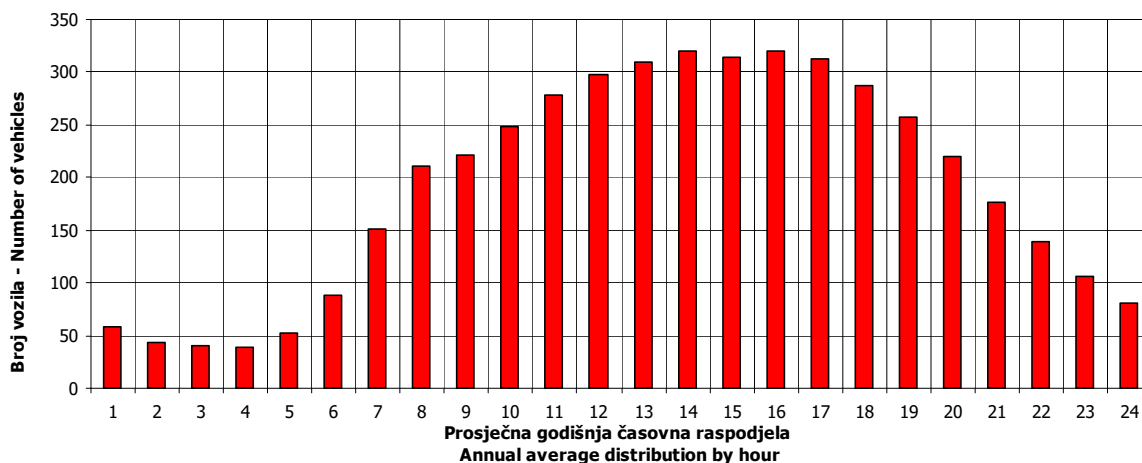


VREMENSKA RASPODJELA SAOBRAĆAJNOG TOKA TRAFFIC FLOW TIME DISTRIBUTION

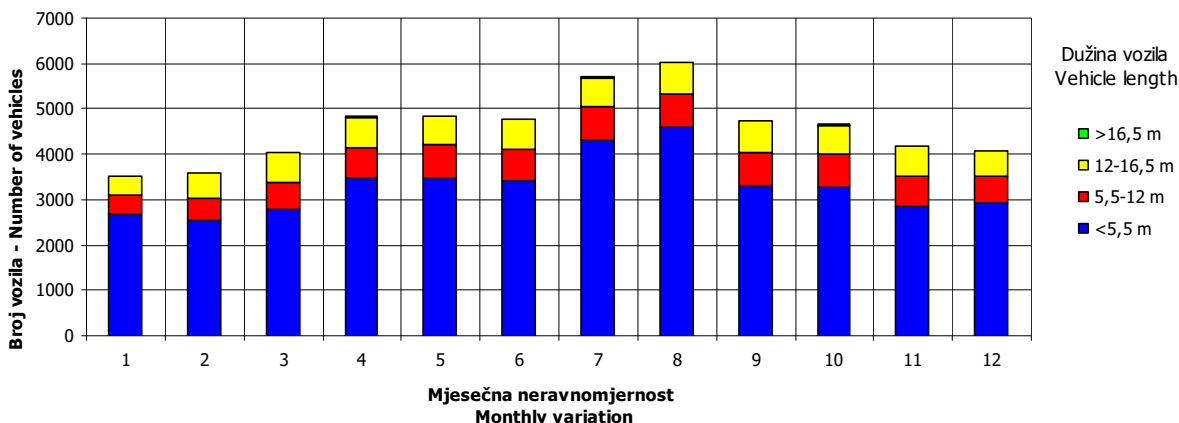
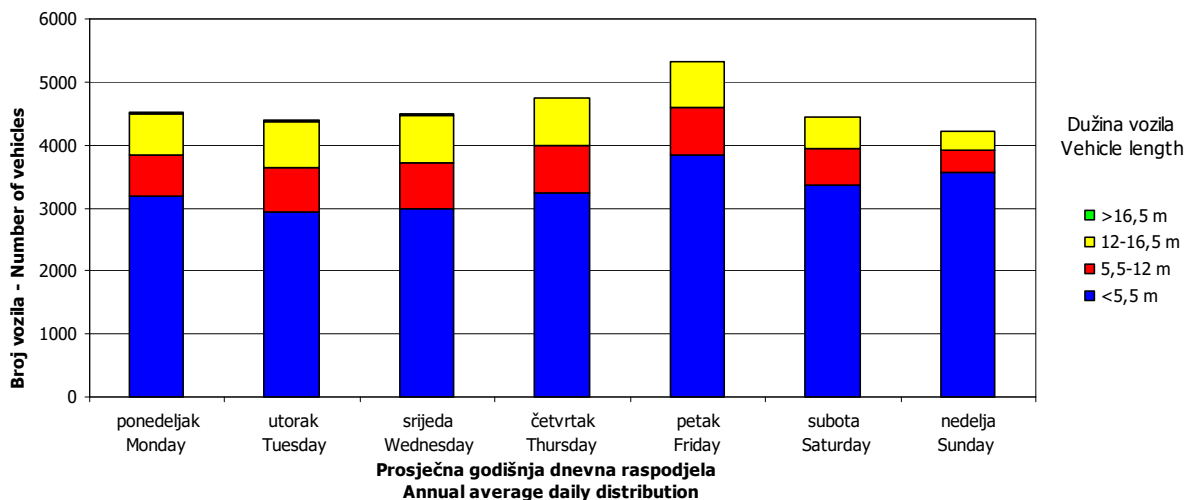
Automatski brojač broj - Automatic counter number
 Lokalizet - Location / Stacionaža - Mileage [km+m]
 Broj puta - Road number / Dionica - Section

000013
 Ritešić / 9+137,00
 M 17.2 (MI-103) / Vrhovi - Šešlije

PGDS 4575 voz/dan AADT 4575 veh/day



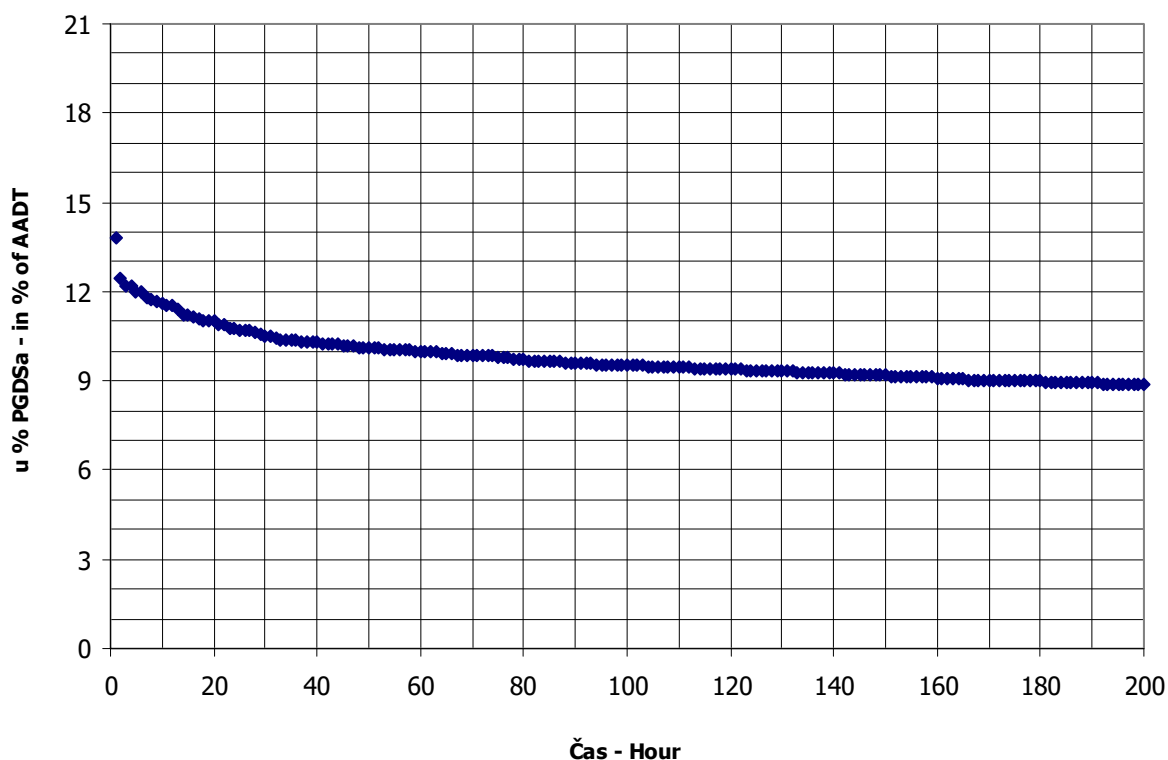
13



SATNA DISTRIBUCIJA SAOBRAĆAJNOG TOKA TRAFFIC FLOW HOURLY DISTRIBUTION

Automatski brojač broj - Automatic counter number 000013
 Lokalitet - Location / Stacionaža - Mileage [km+m] Ritešić / 9+137,00
 Broj puta - Road number / Dionica - Section M 17.2 (MI-103) / Vrhovi - Šešlije

PGDS - AADT	4575 voz/dan - veh/day							
Čas - Hour	Maksimalni vršni sat - Maximum peak hour	10	20	30	40	50	100	200
Sat u danu - Hour of day	16	17	12	10	17	18	16	12
Sat u godini - Hour in year	7313	7314	5389	5411	5274	5227	5777	4717
Dan - Day of week	ponedeljak - Monday	ponedeljak - Monday	petak - Friday	subota - Saturday	nedelja - Sunday	petak - Friday	nedelja - Sunday	petak - Friday
Datum - Date	31	31	12	13	7	5	28	15
Mjesec - Month	oktobar - October	oktobar - October	avgust - August	avgust - August	avgust - August	avgust - August	avgust - August	juli - July
Vrijednost - Value	632	530	503	480	470	462	436	405
% - percent	13.82	11.59	11.00	10.49	10.27	10.10	9.53	8.85



BROJANJE VOZILA NA MREŽI PUTEVA U REPUBLICI SRPSKOJ – 2016. GODINA
VEHICLE COUNTING ON THE ROAD NETWORK OF THE REPUBLIC OF SRPSKA – YEAR 2016

MJESEČNI BROJ VOZILA
MONTHLY NUMBER OF VEHICLES

Automatski brojač broj - Automatic counter number
 Lokalitet - Location / Stacionaža - Mileage [km+m]
 Broj puta - Road number / Dionica - Section

000014
 Kladari / 3+163,00
 M 17 (MI-105) / Johovac - Rudanka

	Mjesec - Month											
	Januar- January	Februar- February	Mart- March	April- April	Maj- May	Jun- June	Juli- July	August- August	Septembar- September	Oktober- October	Novembar- November	Decembar- December
1	4988	6700	7690	11541	9286	8721	10486	12119	9821	8944	9205	9801
2	8432	7164	7795	9280	8894	9362	9730	10792	10641	7572	8666	8526
3	8438	8175	7670	7563	9681	9288	9991	11593	9564	9195	9150	6635
4	8755	6607	8838	12463	9136	8361	9668	12361	8736	8768	11138	5973
5	8374	5005	7454	10779	9448	8301	9254	13211	9366	8939	10350	7512
6	7103	7107	6970	9941	9364	8867	9522	12688	9427	9684	9076	7660
7	5541	6707	7144	9396	9220	8719	9647	11546	10398	10548	9083	7915
8	7655	6989	7653	10253	8088	8316	10918	11713	8129	9233	8391	7660
9	7818	6743	6792	9187	9906	8965	10563	11331	10134	8827	8292	8141
10	7416	7729	7214	7832	8566	10264	9383	11338	8988	8793	8361	6580
11	7409	5357	8340	8333	9725	8433	10344	11736	9543	8444	9557	5768
12	7088	5669	6790	8160	10466	7655	9614	13457	9210	8117	7852	7552
13	7368	7054	6591	8467	10679	8696	9749	13101	9072	9611	7107	7310
14	6449	6941	7871	8836	8657	8580	10125	11555	9156	10167	8172	7693
15	5880	6989	7828	9743	8544	8870	12032	11248	9412	8767	7652	8019
16	7183	7524	7884	8237	9868	9089	11527	10594	10685	7880	7812	8672
17	7299	7396	8379	7736	7801	10337	10352	11428	9058	8399	8180	6910
18	7578	8037	9230	8501	8671	9549	10913	11854	8080	8150	9393	6673
19	7307	8889	7748	8405	9073	9291	10342	12167	8884	8641	8073	7637
20	7975	6930	7161	8587	10573	9202	10431	11203	8392	8766	7224	7938
21	5957	6112	8019	8934	9748	8826	10487	10497	9031	10361	8192	8991
22	5544	7897	7967	10388	8999	7283	12845	10345	9358	8896	8183	10434
23	7092	7665	8124	9169	9078	9853	13422	9891	10648	7813	8559	11800
24	6884	7009	8425	7264	8887	10075	11275	10400	9111	8796	7827	7719
25	5902	7445	9152	8981	8892	8479	11085	10599	8557	8736	9473	6997
26	6041	8597	7365	9103	9345	7828	10649	11968	9459	9126	7731	8888
27	7075	7219	7452	9121	10808	9254	10673	11733	8484	9392	6867	8621
28	5907	6638	8373	9829	9538	8719	11373	10208	8948	10526	8319	8796
29	4733	7812	8650	12867	9155	9225	13505	9979	9331	9341	7484	9580
30	6334		9607	7990	8876	9710	13642	9246	10281	8809	8421	10378
31	6300		11679		7862		11643	9332		9246		7935
Ukupno- Total	213733	206082	247852	276907	286830	268184	335248	351299	279947	278479	253750	250671
Prosjek- Average	6895	7106	7995	9230	9253	8939	10814	11332	9332	8983	8458	8086
Godišnji prosjek (PGDS) - Annual average (AADT)												8877

BROJANJE VOZILA NA MREŽI PUTEVA U REPUBLICI SRPSKOJ – 2016. GODINA
VEHICLE COUNTING ON THE ROAD NETWORK OF THE REPUBLIC OF SRPSKA – YEAR 2016

STRUKTURA SAOBRAĆAJNOG TOKA
TRAFFIC FLOW COMPOSITION

Automatski brojač broj - Automatic counter number
 Lokalizet - Location / Stacionaža - Mileage [km+m]
 Broj puta - Road number / Dionica - Section

000014
 Kladari / 3+163,00
 M 17 (MI-105) / Johovac - Rudanka

Mjesec - Month	Smjer - Direction	Dužina vozila - Vehicle length								Ukupno - Total
		< 5,5 m	(%)	5,5 - 12 m	(%)	12 - 16,5 m	(%)	< 16,5 m	(%)	
Januar - January	I	83758	84.3	9352	8.3	7999	7.0	751	0.4	101860
	II	96424	84.3	8374	8.3	6919	7.0	156	0.4	111872
	ukupno - total	180182	84.3	17726	8.3	14917	7.0	907	0.4	213733
Februar - February	I	84015	81.6	10729	9.7	9690	8.3	664	0.4	105099
	II	84181	81.6	9302	9.7	7398	8.3	102	0.4	100983
	ukupno - total	168197	81.6	20031	9.7	17088	8.3	766	0.4	206082
Mart - March	I	99931	81.3	13216	10.4	11832	8.1	636	0.3	125614
	II	101481	81.3	12492	10.4	8208	8.1	57	0.3	122238
	ukupno - total	201412	81.3	25708	10.4	20039	8.1	693	0.3	247852
April - April	I	115152	82.9	13521	9.5	12392	7.4	399	0.2	141464
	II	114487	82.9	12714	9.5	8099	7.4	144	0.2	135443
	ukupno - total	229639	82.9	26235	9.5	20490	7.4	543	0.2	276907
Maj - May	I	116595	82.8	14300	9.8	12260	7.2	349	0.2	143504
	II	121040	82.8	13674	9.8	8498	7.2	114	0.2	143326
	ukupno - total	237636	82.8	27974	9.8	20758	7.2	463	0.2	286830
Juni - June	I	111079	82.6	13944	10.5	12196	6.8	236	0.1	137455
	II	110463	82.6	14204	10.5	6024	6.8	38	0.1	130729
	ukupno - total	221542	82.6	28148	10.5	18220	6.8	274	0.1	268184
Juli - July	I	155498	86.0	14868	8.4	12257	5.5	209	0.1	182832
	II	132803	86.0	13360	8.4	6197	5.5	56	0.1	152416
	ukupno - total	288301	86.0	28228	8.4	18454	5.5	265	0.1	335248
Avgust - August	I	143447	84.6	15417	8.6	13097	6.7	230	0.1	172191
	II	153732	84.6	14780	8.6	10482	6.7	113	0.1	179108
	ukupno - total	297180	84.6	30198	8.6	23579	6.7	343	0.1	351299
Septembar - September	I	111285	79.6	15906	11.1	12975	9.1	277	0.1	140444
	II	111602	79.6	15264	11.1	12506	9.1	131	0.1	139503
	ukupno - total	222888	79.6	31171	11.1	25481	9.1	408	0.1	279947
Oktobar - October	I	112691	80.0	15626	11.0	12291	8.7	376	0.3	140984
	II	110170	80.0	15053	11.0	11946	8.7	326	0.3	137495
	ukupno - total	222860	80.0	30680	11.0	24236	8.7	702	0.3	278479
Novembar - November	I	103405	82.0	14029	10.3	11541	7.4	549	0.3	129523
	II	104602	82.0	12104	10.3	7352	7.4	170	0.3	124227
	ukupno - total	208006	82.0	26133	10.3	18892	7.4	719	0.3	253750
Decembar - December	I	108183	80.7	13145	10.3	11412	8.7	344	0.4	133084
	II	94082	80.7	12663	10.3	10302	8.7	539	0.4	117587
	ukupno - total	202265	80.7	25808	10.3	21715	8.7	883	0.4	250671
Ukupno (godišnje) - Total (annual)	I	1345039	81.3	164055	9.9	139939	8.5	5021	0.3	1654054
	II	1335069	83.7	153984	9.7	103930	6.5	1946	0.1	1594928
	ukupno - total	2680107	82.5	318038	9.8	243869	7.5	6968	0.2	3248982
Prosjek (PGDS) - Average (AADT)	I	3675	81.3	448	9.9	382	8.5	14	0.3	4519
	II	3648	83.7	421	9.7	284	6.5	5	0.1	4358
	ukupno - total	7323	82.5	869	9.8	666	7.5	19	0.2	8877

BRONANJE VOZILA NA MREŽI PUTEVA U REPUBLICI SRPSKOJ – 2016. GODINA
VEHICLE COUNTING ON THE ROAD NETWORK OF THE REPUBLIC OF SRPSKA – YEAR 2016

SAOBRAĆAJNI POKAZATELJI

000014
 Kladari / 3+163,00
 M 17 (MI-105) / Johovac - Rudanka

Automatski brojač broj
 Lokalizet / Stacionaža [km+m]
 Broj puta / Dionica

Mjesec	Smjer	minimalni čas		maksimalni čas		minimalni dan		maksimalni dan		dnevni prosjek (05-21 h)	noćni prosjek (21-05 h)	prosjek radnim danom	prosjek vikendom	ljerni prosjek	
		datum/dan	čas	voz/h	datum/dan	čas	voz/h	datum/dan	voz/dan						
Januar	I	subota/23.	1	6	subota/2.	13	335	petak/29.	2033	4250	2970	3400	3134		
	II	utorak/26.	1	7	subota/9.	12	522	petak/3.	2700	5400	286	3434	3852		
	I+II	subota/23.	1	18	subota/2.	13	822	petak/29.	4733	8755	6293	6833	6987		
Februar	I	nedjelja/14.	3	8	petak/26.	16	353	petak/5.	2275	4945	3272	3758	3276		
	II	utorak/9.	1	7	subota/27.	11	407	četvrtak/11.	2410	4229	3230	3451	3562		
	I+II	srijeda/24.	3	19	subota/27.	11	672	petak/5.	5005	8889	6502	7209	6839		
Mart	I	ponedjeljak/21.	2	9	četvrtak/31.	19	459	nedjelja/13.	2654	6890	3651	4278	3407		
	II	ponedjeljak/7.	1	0	nedjelja/6.	15	412	subota/12.	3367	4789	3630	3997	3785		
	I+II	srijeda/9.	1	18	četvrtak/31.	13	793	nedjelja/13.	6591	11679	7281	8275	7191		
April	I	utorak/5.	3	12	petak/1.	13	552	nedjelja/10.	3394	7637	4144	4803	4539		
	II	utorak/19.	1	12	ponedjeljak/4.	16	734	subota/30.	3682	8339	4100	4685	4174		
	I+II	četvrtak/7.	3	29	ponedjeljak/4.	14	1027	nedjelja/24.	7264	12867	8245	9488	8713		
Maj	I	ponedjeljak/30.	3	13	subota/21.	16	419	nedjelja/15.	3361	5971	4087	4864	4204		
	II	petak/6.	3	10	nedjelja/1.	17	499	utorak/17.	3739	5754	4170	4476	4890		
	I+II	srijeda/11.	3	27	četvrtak/12.	15	808	utorak/17.	7801	10808	8257	996	9340	9094	
Juni	I	srijeda/22.	3	9	petak/24.	10	418	nedjelja/26.	3434	6078	3986	594	4757	4095	4581
	II	ponedjeljak/20.	2	7	nedjelja/19.	18	422	srijeda/22.	3843	5609	3887	469	4344	4392	4357
	I+II	utorak/7.	2	32	petak/10.	16	713	srijeda/22.	7283	10337	7874	1064	9101	8487	8937
Juli	I	srijeda/6.	3	26	subota/23.	14	700	nedjelja/3.	4270	8535	5018	5850	5993	5896	
	II	srijeda/6.	2	11	nedjelja/3.	16	564	četvrtak/14.	4327	6049	4340	4800	5160	4916	
	I+II	srijeda/6.	2	44	subota/23.	16	997	utorak/5.	9254	13642	9358	1454	10651	10813	
Avgust	I	srijeda/24.	3	21	srijeda/3.	14	550	nedjelja/21.	4059	7132	4784	769	5655	5263	5554
	II	srijeda/31.	3	18	nedjelja/14.	16	562	srijeda/31.	4652	6578	5062	715	5593	6303	5776
	I+II	srijeda/31.	3	42	srijeda/3.	14	924	utorak/30.	9246	13457	9846	1484	11248	11566	11330
Septembar	I	ponedjeljak/19.	2	13	subota/24.	17	457	nedjelja/18.	3590	5808	4152	529	4849	4221	4681
	II	četvrtak/29.	1	10	nedjelja/11.	16	559	četvrtak/8.	4000	5835	4207	441	4618	4734	4649
	I+II	srijeda/14.	1	27	nedjelja/11.	17	827	četvrtak/8.	8080	10685	8360	970	9467	8955	9330
Oktobar	I	ponedjeljak/10.	3	12	petak/21.	16	419	nedjelja/2.	3376	6021	4041	4709	4210		
	II	srijeda/5.	2	13	nedjelja/9.	16	502	srijeda/12.	3931	5206	4040	4453	4398		
	I+II	ponedjeljak/31.	2	26	petak/21.	16	795	nedjelja/2.	7572	10548	8081	903	9162	8608	
Novembar	I	ponedjeljak/14.	2	8	petak/4.	18	467	nedjelja/27.	3078	6568	3866	545	4491	3918	
	II	utorak/15.	1	0	nedjelja/6.	15	541	utorak/29.	3385	5335	3797	415	4144	4135	
	I+II	utorak/15.	2	14	nedjelja/6.	16	886	nedjelja/27.	6667	11138	7663	960	8634	8052	
Decembar	I	ponedjeljak/5.	2	9	petak/23.	16	596	nedjelja/11.	2619	7806	3814	480	4606	3550	
	II	petak/9.	2	9	ponedjeljak/26.	15	448	subota/17.	2985	4874	3496	298	4009	3268	
	I+II	ponedjeljak/5.	2	22	petak/23.	15	943	nedjelja/11.	5768	11800	7309	778	8615	6799	
Godina	I	subota/23.1.	1	6	subota/23.7.	14	700	petak/29.1.	2033	8535	3982	541	4668	4149	5178
	II	ponedjeljak/7.3.	1	0	ponedjeljak/4.4.	16	734	četvrtak/11.2.	2410	8339	3940	419	4334	4388	4925
	I+II	utorak/15.11.	2	14	ponedjeljak/4.4.	14	1027	petak/29.1.	4733	13642	7922	960	9002	8537	10103

BROJANJE VOZILA NA MREŽI PUTEVA U REPUBLICI SRPSKOJ – 2016. GODINA
VEHICLE COUNTING ON THE ROAD NETWORK OF THE REPUBLIC OF SRPSKA – YEAR 2016

TRAFFIC PARAMETERS

Automatic counter number
 Location / Mileage [km+m]
 Road number / Section

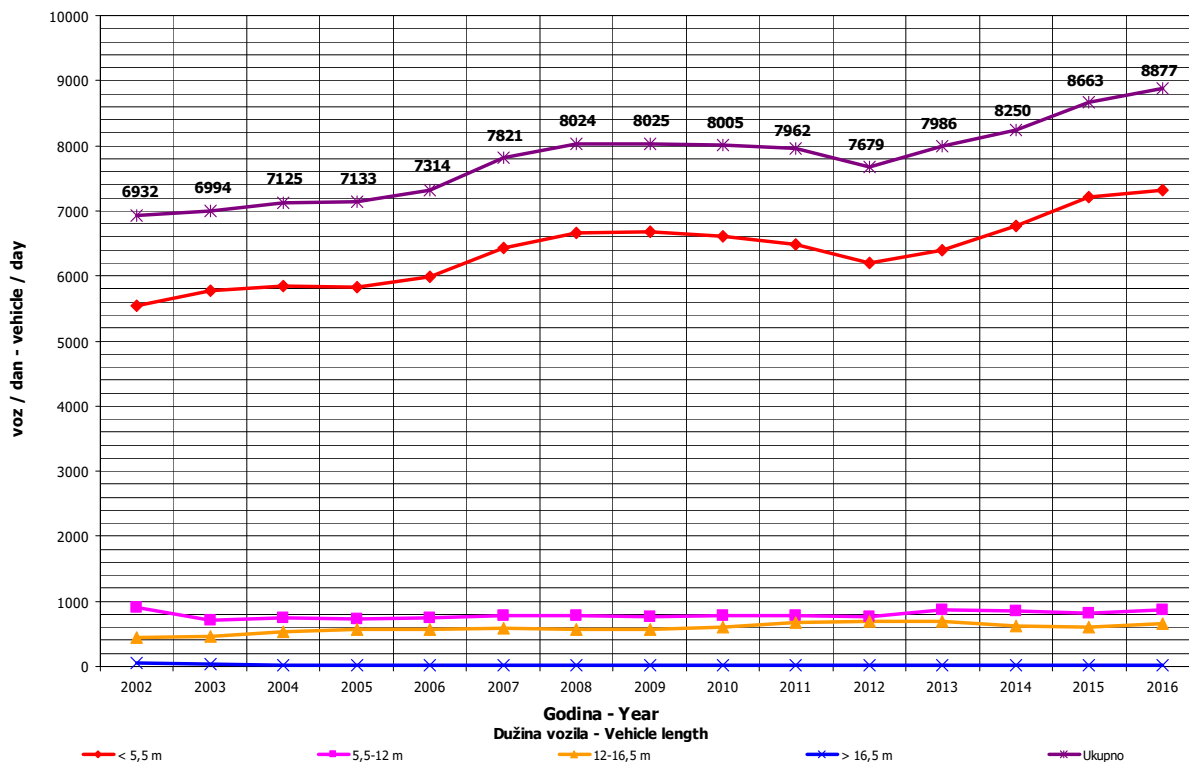
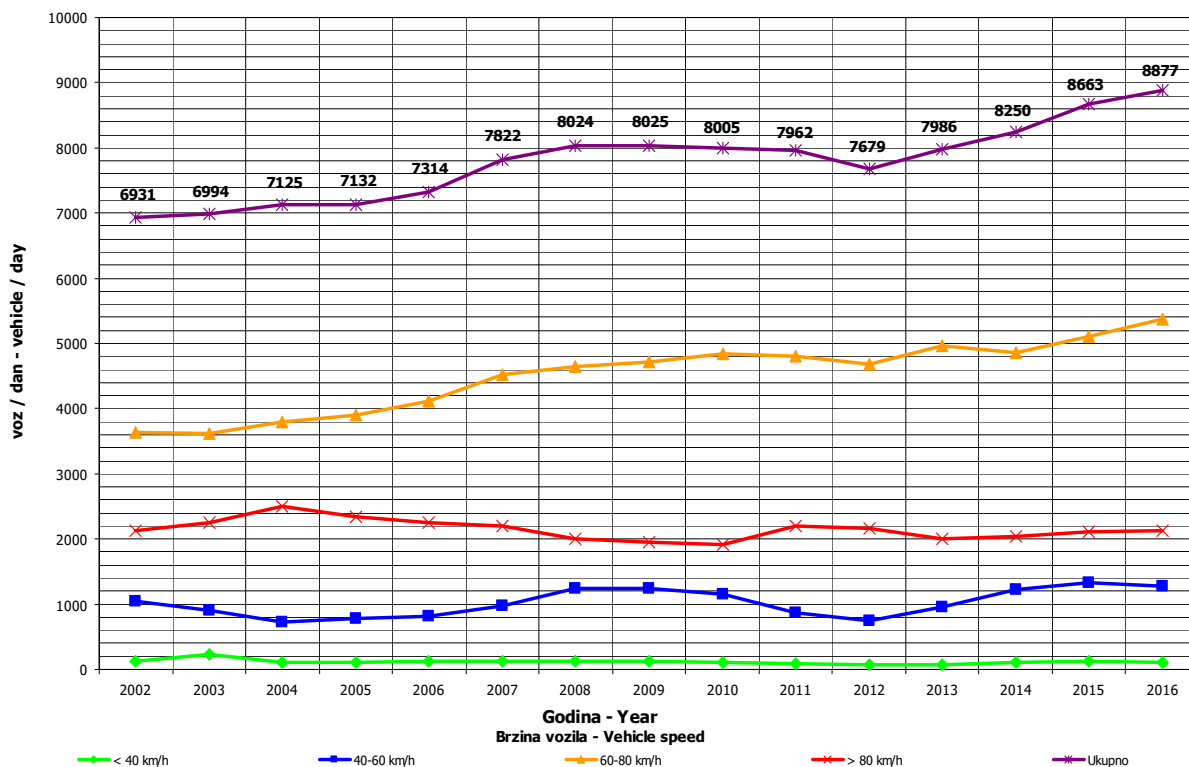
000014
 Kladari / 3+163,00
 M 17 (MI-105) / Johovac - Rudanka

Month	Direction	minimum hour		maximum hour		veh/h	veh/day	minimum day		maximum day		day time average (5-21 h)	night average (21-05 h)	working day average	weekend average	summer average
		date/day	hour	date/day	hour			date/day	date/day	veh/day	veh/day					
January	I	23/Saturday	1	2/Saturday	13	6	2033	29/Friday	20/Wednesday	4250	2970	319	3400	3134		
	II	26/Tuesday	1	9/Saturday	12	522	2700	29/Friday	3/Sunday	5400	286	286	3434	3852		
	I+II	23/Saturday	1	2/Saturday	13	822	4733	29/Friday	4/Monday	8755	6293	604	6833	6987		
February	I	14/Sunday	3	26/Friday	16	353	2275	5/Friday	19/Friday	4945	3272	353	3758	3276		
	II	9/Tuesday	1	7/Saturday	11	407	2410	11/Thursday	22/Monday	4229	3230	252	3451	3562		
	I+II	24/Wednesday	3	27/Saturday	11	672	5005	5/Friday	19/Friday	8889	6502	605	7209	6839		
March	I	21/Monday	2	31/Thursday	19	459	2654	13/Sunday	31/Thursday	6890	3651	403	4278	3407		
	II	7/Monday	1	6/Sunday	15	412	3367	12/Saturday	31/Thursday	4789	3630	312	3997	3785		
	I+II	9/Wednesday	1	31/Thursday	13	793	6591	13/Sunday	31/Thursday	11679	7281	714	8275	7191		
April	I	5/Tuesday	3	1/Friday	13	552	3394	10/Sunday	1/Friday	7637	4144	571	4803	4539		
	II	19/Tuesday	1	4/Monday	16	734	3682	30/Saturday	4/Monday	8339	4100	414	4685	4174		
	I+II	7/Thursday	3	4/Monday	14	1027	7264	24/Sunday	29/Friday	12867	8245	985	9488	8713		
May	I	30/Monday	3	21/Saturday	16	419	3361	15/Sunday	27/Friday	5971	4087	543	4864	4204		
	II	6/Friday	3	1/Sunday	17	499	3739	17/Tuesday	1/Sunday	5754	4170	453	4476	4890		
	I+II	11/Wednesday	3	12/Thursday	15	808	7801	17/Tuesday	27/Friday	10808	8257	996	9340	9094		
June	I	22/Wednesday	3	24/Friday	10	418	3434	26/Sunday	24/Friday	6078	3986	594	4757	4095		
	II	20/Monday	2	19/Sunday	18	422	3843	22/Wednesday	19/Sunday	5609	3887	469	4344	4392		
	I+II	7/Tuesday	2	10/Friday	16	713	7283	22/Wednesday	17/Friday	10337	7874	1064	9101	8487		
July	I	6/Wednesday	3	23/Saturday	14	700	4270	3/Sunday	23/Saturday	8535	5018	576	5850	5993		
	II	6/Wednesday	2	3/Sunday	16	564	4327	14/Thursday	24/Sunday	6049	4340	878	4800	5160		
	I+II	6/Wednesday	2	23/Saturday	16	997	9254	5/Tuesday	30/Saturday	13642	9358	1454	10651	11153		
August	I	24/Wednesday	3	3/Wednesday	14	550	4059	21/Sunday	12/Friday	7132	4784	769	5655	5263		
	II	31/Wednesday	3	14/Sunday	16	562	4652	31/Wednesday	7/Sunday	6578	5062	715	5593	6303		
	I+II	31/Wednesday	3	3/Wednesday	14	924	9246	30/Tuesday	12/Friday	13457	9846	1484	11248	11566		
September	I	19/Monday	2	24/Saturday	17	457	3590	18/Sunday	23/Friday	5808	4152	529	4849	4221		
	II	29/Thursday	1	11/Sunday	16	559	4000	8/Thursday	11/Sunday	5835	4207	441	4618	4734		
	I+II	14/Wednesday	3	11/Sunday	17	827	8080	18/Sunday	16/Friday	10685	8360	970	9467	8955		
October	I	10/Monday	3	21/Friday	16	419	3376	2/Sunday	28/Friday	6021	4041	507	4709	4210		
	II	5/Wednesday	2	9/Sunday	16	502	3931	12/Wednesday	9/Sunday	5206	4040	395	4453	4398		
	I+II	31/Monday	2	21/Friday	16	795	7572	2/Sunday	7/Friday	10548	8081	903	9162	8608		
November	I	14/Monday	2	4/Friday	18	467	3078	27/Sunday	4/Friday	6568	3866	545	4491	3918		
	II	15/Tuesday	1	6/Sunday	15	541	3385	29/Tuesday	6/Sunday	5335	3797	415	4144	4135		
	I+II	15/Tuesday	2	6/Sunday	16	886	6667	27/Sunday	4/Friday	11138	7663	960	8634	8052		
December	I	5/Monday	2	23/Friday	16	596	2619	11/Sunday	23/Friday	7806	3814	480	4606	3550		
	II	9/Friday	2	26/Monday	15	448	2985	17/Saturday	26/Monday	4874	3496	298	4009	3268		
	I+II	5/Monday	2	23/Friday	15	943	5768	11/Sunday	23/Friday	11800	7309	778	8615	6799		
Year	I	January 23/Saturday	1	July 23/Saturday	14	700	2033	January 29/Friday	July 23/Saturday	8535	3940	541	4668	4149		
	II	March 7/Monday	1	April 4/Monday	16	734	2410	February 11/Thursday	April 4/Monday	8339	3940	419	4334	4388		
	I+II	November 15/Tuesday	2	April 4/Monday	14	1027	4733	January 29/Friday	July 30/Saturday	13642	7922	960	9002	8537		

GODIŠNJA NERAVNOMJERNOST SAOBRAĆAJNOG TOKA TRAFFIC FLOW ANNUAL VARIATION

Automatski brojač broj - Automatic counter number
 Lokalitet - Location / Stacionaža - Mileage [km+m]
 Broj puta - Road number / Dionica - Section

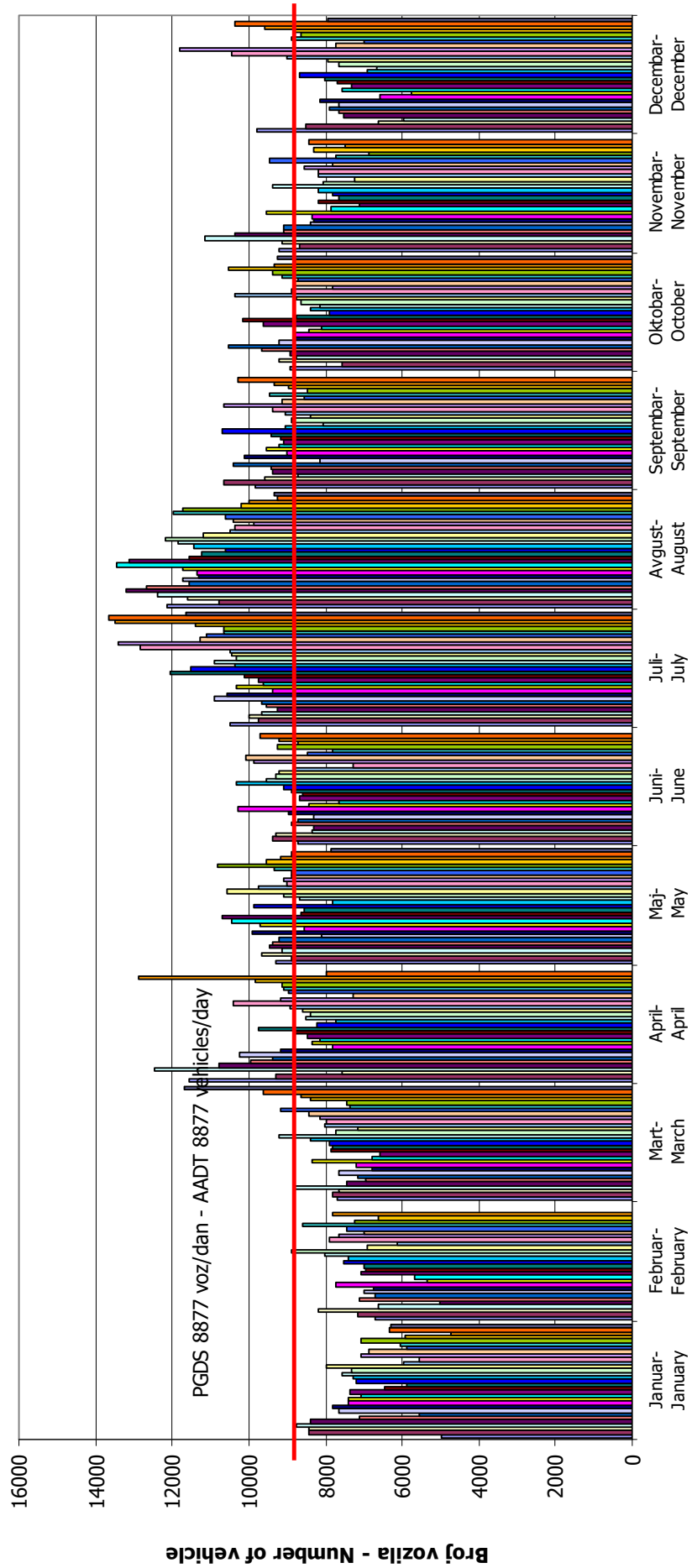
000014
 Kladari / 3+163,00
 M 17 (MI-105) / Johovac - Rudanka



**DNEVNA NERAVNOMJERNOST SAOBRAĆAJNOG TOKA
 TRAFFIC FLOW DAILY VARIATION**

Automatski brojač broj - Automatic counter number
 Lokalizet - Location / Stacionaža - Mileage [km+tm]
 Broj puta - Road number/ Dionica - Section

000014
 Kladari / 3+163,00
 M 17 / Johovac - Rudanka

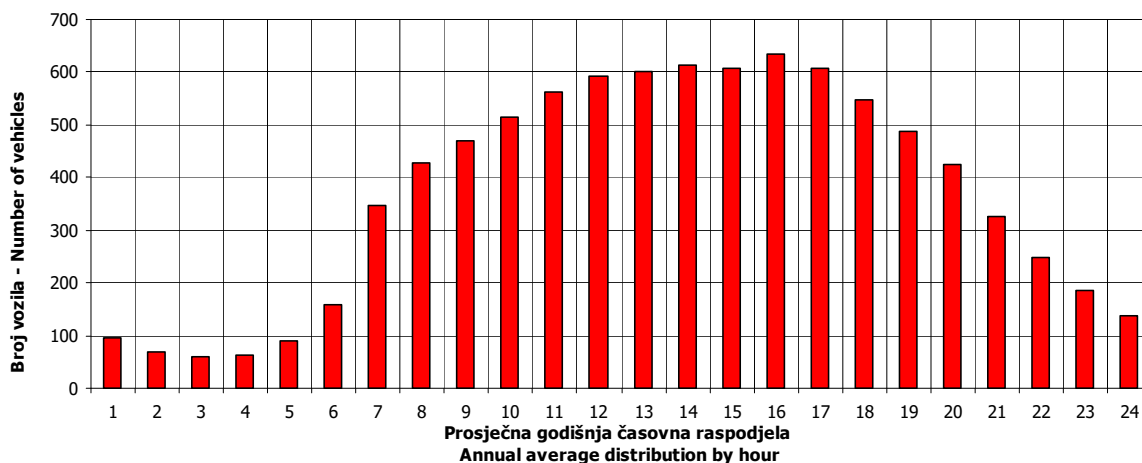


VREMENSKA RASPODJELA SAOBRAĆAJNOG TOKA TRAFFIC FLOW TIME DISTRIBUTION

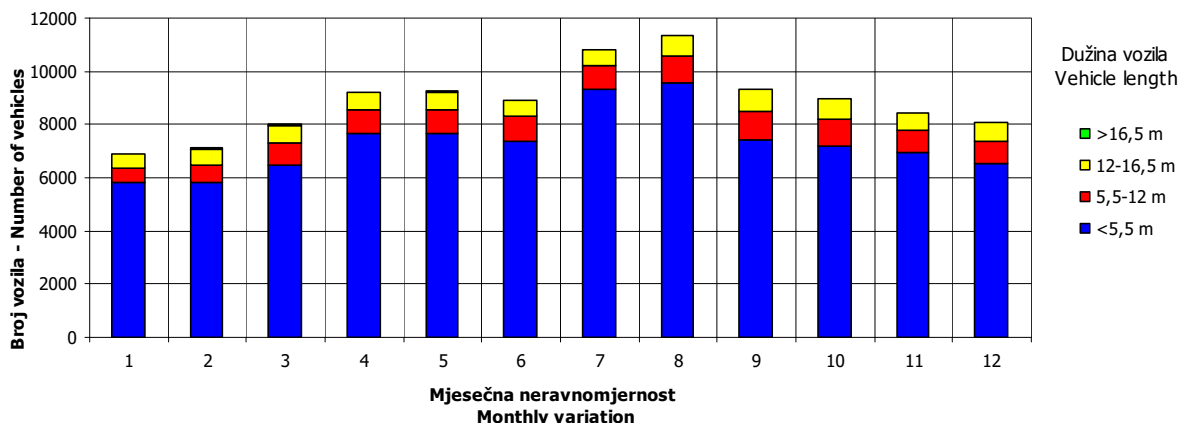
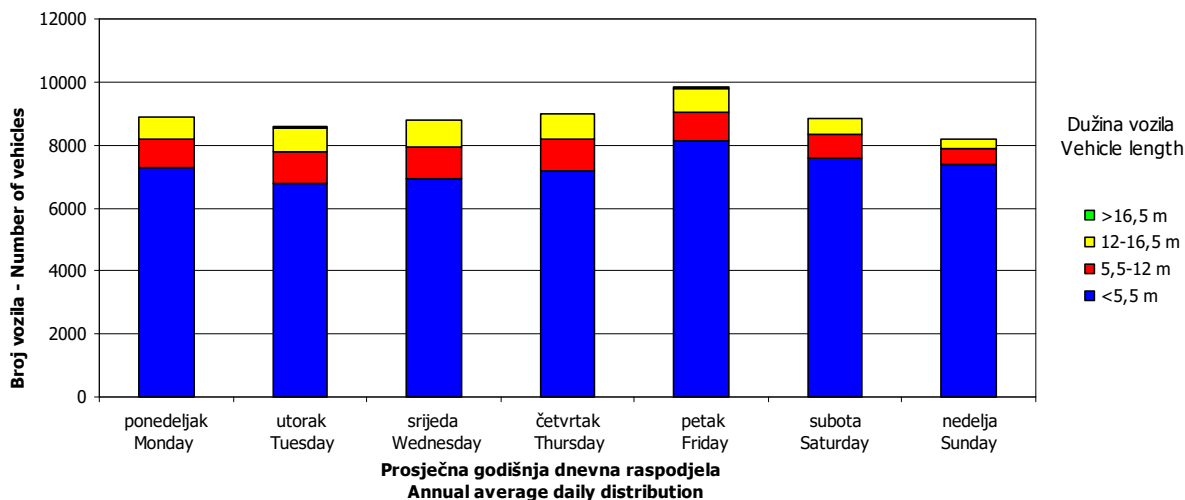
Automatski brojač broj - Automatic counter number
 Lokalizet - Location / Stacionaža - Mileage [km+m]
 Broj puta - Road number / Dionica - Section

000014
 Kladari / 3+163,00
 M 17 (MI-105) / Johovac - Rudanka

PGDS 8877 voz/dan AADT 8877 veh/day



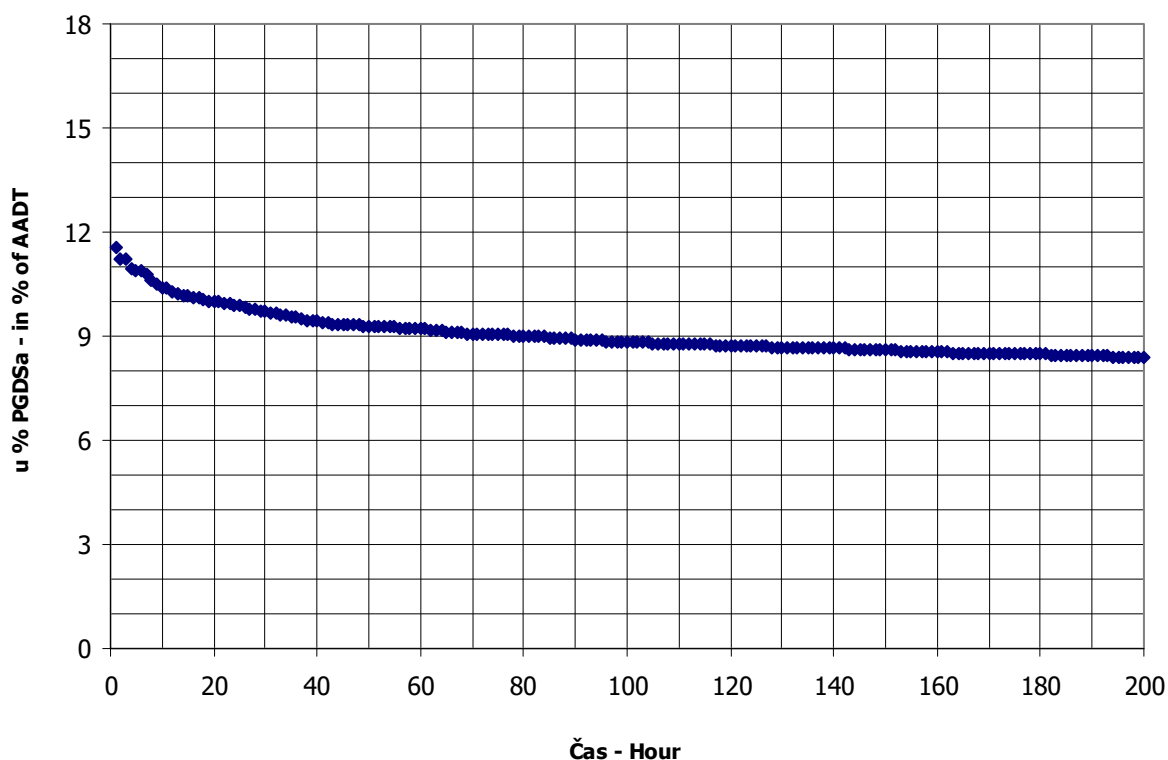
14



SATNA DISTRIBUCIJA SAOBRAĆAJNOG TOKA TRAFFIC FLOW HOURLY DISTRIBUTION

Automatski brojač broj - Automatic counter number 000014
 Lokalitet - Location / Stacionaža - Mileage [km+m] Kladari / 3+163,00
 Broj puta - Road number / Dionica - Section M 17 (MI-105) / Johovac - Rudanka

PGDS - AADT	8877 voz/dan - veh/day								
Čas - Hour	Maksimalni vršni sat - Maximum peak hour	10	20	30	40	50	100	200	
Sat u danu - Hour of day		14	14	15	14	11	15	18	10
Sat u godini - Hour in year		2271	5175	8752	5391	5076	6112	4435	4883
Dan - Day of week	ponedeljak - Monday	srijeda - Wednesday	petak - Friday	petak - Friday	subota - Saturday	nedelja - Sunday	nedelja - Sunday	petak - Friday	
Datum - Date	4	3	30	12	30	11	3	22	
Mjesec - Month	april - April	avgust - August	decembar - December	avgust - August	juli - July	septembar - September	juli - July	juli - July	
Vrijednost - Value	1027	924	888	861	837	824	784	746	
% - percent	11.57	10.41	10.00	9.70	9.43	9.28	8.83	8.40	



AUTOMATSKI BROJAČ UNIŠTEN
AUTOMATIC COUNTER DESTROYED

AUTOMATSKI BROJAČ UNIŠTEN
AUTOMATIC COUNTER DESTROYED

BROJANJE VOZILA NA MREŽI PUTEVA U REPUBLICI SRPSKOJ – 2016. GODINA
VEHICLE COUNTING ON THE ROAD NETWORK OF THE REPUBLIC OF SRPSKA – YEAR 2016

MJESEČNI BROJ VOZILA
MONTHLY NUMBER OF VEHICLES

Automatski brojač broj - Automatic counter number
 Lokalitet - Location / Stacionaža - Mileage [km+m]
 Broj puta - Road number / Dionica - Section

000017
 Podbrđe / 11+596,00
 M 4 (MI-108) / Čelinac - Kotor Varoš

	Mjesec - Month											
	Januar- January	Februar- February	Mart- March	April- April	Maj- May	Jun- June	Juli- July	August- August	Septembar- September	Oktoibar- October	Novembar- November	Decembar- December
1	3545	2181	2495	2898	2948	2893	3316	4074	3361	3317	3129	2954
2	3208	2153	2601	3212	2783	3336	3069	3511	3495	2633	2857	2782
3	2760	2404	2491	2684	3351	3605	2470	3615	3381	3123	2865	2539
4	3790	2396	2748	3163	3438	2965	3161	3678	2918	3007	3336	2100
5	3742	2761	2579	3278	3381	2779	3046	3902	3294	3033	3008	2798
6	3163	2229	2219	3321	3320	3035	3369	4115	3083	3255	2645	2742
7	1601	1917	2388	3169	3006	3062	3070	3552	3002	3644	2981	2727
8	2026	2296	2298	3272	2708	3159	3572	4084	2934	3274	2762	2665
9	2587	2424	1927	2912	3022	3236	3836	3650	3375	3094	2895	2630
10	2271	2475	2027	2213	2992	3425	2714	3548	3007	3127	2995	2270
11	2832	2468	2476	2806	3172	3058	3369	3848	2768	3048	3348	1875
12	1958	2674	2267	2922	3345	2557	3279	4450	3171	2946	3038	2567
13	1557	2512	1984	2956	3487	3024	3306	4458	2983	3162	2745	2436
14	2100	2103	2722	3097	3015	2894	3409	4312	3293	3504	3184	2672
15	2783	2449	2796	3249	2408	3147	3846	5271	3317	3158	2898	2456
16	2347	2403	2714	2959	2964	3198	3598	4064	3593	2591	2871	2655
17	2047	2304	2751	2596	2779	3444	3076	3742	3356	2977	3129	2226
18	2572	2667	3167	2882	3107	3086	3659	3969	2582	2898	3537	2088
19	2688	3020	2796	2921	3039	2545	3410	3759	3151	3047	2918	2512
20	2955	2198	2460	2956	3333	3108	3413	3394	3015	2984	2579	2642
21	2669	1979	2839	3020	3142	2086	3378	3076	3266	3388	2860	2957
22	2668	2634	2729	3405	2719	2554	3731	3363	3451	3148	2757	3240
23	2253	2541	2929	2945	3024	3643	3534	3418	3568	2677	2724	3707
24	1859	2599	2907	2356	3316	3767	2964	3344	3366	3110	2794	3029
25	2509	2640	3136	3041	2949	3135	3648	3310	2482	3019	3145	2483
26	2274	3003	2665	3068	3241	2607	3304	3512	3247	3043	2635	2899
27	1731	2697	2453	3088	3426	3177	3445	3534	3095	3073	2058	2927
28	2043	2312	2991	3029	3082	3038	3422	3021	3185	3597	2648	3068
29	2635	2685	2994	3978	2637	3094	3970	3268	3083	3558	2814	3391
30	2248		3288	3106	2813	3059	3735	3061	3953	3461	2695	3531
31	1328		3483		2804		3411	3100		3916		3087
Ukupno- Total	76704	71077	82292	90504	94712	91740	104569	115050	95804	97821	86864	84644
Prosjek- Average	2474	2451	2655	3017	3055	3058	3373	3711	3193	3156	2895	2730
Godišnji prosjek (PGDS) - Annual average (AADT)												2983

BROJANJE VOZILA NA MREŽI PUTEVA U REPUBLICI SRPSKOJ – 2016. GODINA
VEHICLE COUNTING ON THE ROAD NETWORK OF THE REPUBLIC OF SRPSKA – YEAR 2016

STRUKTURA SAOBRAĆAJNOG TOKA
TRAFFIC FLOW COMPOSITION

Automatski brojač broj - Automatic counter number
 Lokalitet - Location / Stacionaža - Mileage [km+m]
 Broj puta - Road number / Dionica - Section

000017
 Podbrđe / 11+596,00
 M 4 (MI-108) / Čelinac - Kotor Varoš

Mjesec - Month	Smjer - Direction	Dužina vozila - Vehicle length								Ukupno - Total
		< 5,5 m	(%)	5,5 - 12 m	(%)	12 - 16,5 m	(%)	< 16,5 m	(%)	
Januar - January	I	35348	91.7	2748	7.4	319	0.8	13	0.1	38428
	II	34995	91.7	2934	7.4	316	0.8	31	0.1	38276
	ukupno - total	70343	91.7	5682	7.4	634	0.8	44	0.1	76704
Februar - February	I	31962	89.1	3237	9.2	586	1.6	22	0.1	35807
	II	31363	89.1	3286	9.2	579	1.6	42	0.1	35270
	ukupno - total	63324	89.1	6524	9.2	1165	1.6	64	0.1	71077
Mart - March	I	36988	88.4	3912	9.8	764	1.8	19	0.1	41683
	II	35743	88.4	4114	9.8	711	1.8	41	0.1	40609
	ukupno - total	72730	88.4	8026	9.8	1475	1.8	60	0.1	82292
April - April	I	41036	89.1	3943	8.9	901	1.9	15	0.1	45896
	II	39631	89.1	4090	8.9	843	1.9	44	0.1	44608
	ukupno - total	80667	89.1	8033	8.9	1745	1.9	59	0.1	90504
Maj - May	I	42333	89.1	4034	8.6	1042	2.2	23	0.1	47432
	II	42054	89.1	4130	8.6	1051	2.2	46	0.1	47280
	ukupno - total	84387	89.1	8163	8.6	2092	2.2	69	0.1	94712
Juni - June	I	41010	88.5	4311	9.4	896	2.0	16	0.1	46234
	II	40209	88.5	4356	9.4	910	2.0	31	0.1	45506
	ukupno - total	81219	88.5	8667	9.4	1807	2.0	47	0.1	91740
Juli - July	I	47624	88.9	4806	9.1	1043	2.0	23	0.0	53495
	II	45335	88.9	4665	9.1	1050	2.0	24	0.0	51073
	ukupno - total	92959	88.9	9470	9.1	2092	2.0	47	0.0	104569
Avgust - August	I	51188	88.9	5314	9.0	1185	2.1	17	0.0	57703
	II	51035	88.9	5090	9.0	1194	2.1	27	0.0	57346
	ukupno - total	102223	88.9	10404	9.0	2379	2.1	44	0.0	115050
Septembar - September	I	42538	87.3	4971	10.4	1054	2.2	24	0.1	48586
	II	41142	87.3	4979	10.4	1051	2.2	45	0.1	47217
	ukupno - total	83680	87.3	9950	10.4	2104	2.2	69	0.1	95804
Oktobar - October	I	43675	88.3	4807	9.7	913	1.9	27	0.1	49423
	II	42693	88.3	4701	9.7	958	1.9	47	0.1	48398
	ukupno - total	86368	88.3	9507	9.7	1871	1.9	74	0.1	97821
Novembar - November	I	38662	88.3	4164	9.7	844	2.0	20	0.1	43690
	II	38040	88.3	4236	9.7	860	2.0	37	0.1	43174
	ukupno - total	76703	88.3	8400	9.7	1705	2.0	57	0.1	86864
Decembar - December	I	38814	89.0	3914	9.4	645	1.5	16	0.1	43389
	II	36502	89.0	4080	9.4	632	1.5	41	0.1	41255
	ukupno - total	75315	89.0	7994	9.4	1277	1.5	57	0.1	84644
Ukupno (godišnje) - Total (annual)	I	491177	89.0	50161	9.1	10192	1.8	235	0.0	551766
	II	478742	88.7	50659	9.4	10154	1.9	457	0.1	540012
	ukupno - total	969919	88.8	100820	9.2	20347	1.9	692	0.1	1091778
Prosjeak (PGDS) - Average (AADT)	I	1342	89.0	137	9.1	28	1.8	1	0.0	1508
	II	1308	88.7	138	9.4	28	1.9	1	0.1	1475
	ukupno - total	2650	88.8	275	9.2	56	1.9	2	0.1	2983

BRONANJE VOZILA NA MREŽI PUTEVA U REPUBLICI SRPSKOJ – 2016. GODINA
VEHICLE COUNTING ON THE ROAD NETWORK OF THE REPUBLIC OF SRPSKA – YEAR 2016

SAOBRAĆAJNI POKAZATELJI

Automatski brojač broj
 Lokalitet / Stacionaža [km+m]
 Broj puta / Dionica

000017

Podbrđe / 11+596,00

M 4 (MI-108) / Čelinac - Kotor Varoš

Mjesec	Snjir	minimalni čas		maksimalni čas		voz/h	datum/dan	čas	voz/dan	minimalni dan		maksimalni dan		dnevni prosjek (05-21 h)	noćni prosjek (21-05 h)	prosjek radnim danom	prosjek vikendom	ljetni prosjek
		datum/dan	čas	datum/dan	voz/dan					datum/dan	voz/dan							
Januar	I	ponedeljak/18.	2	0	srijeda/20.	11	202	552	1930	nedelja/31.	1930	ponedeljak/4.	1113	127	1276	1919		
	II	ponedeljak/18.	2	0	utorak/5.	12	169	756	1860	četvrtak/7.	1860	ponedeljak/4.	1116	119	1254	1211		
	I+II	ponedeljak/18.	2	0	utorak/5.	12	326	1328	3790	nedelja/31.	1328	ponedeljak/4.	2230	246	2530	2401		
Februar	I	ponedeljak/1.	2	0	subota/13.	14	156	888	1599	nedelja/21.	1599	petak/19.	1131	105	1286	1102		
	II	petak/5.	1	0	ponedeljak/22.	7	147	1007	1421	nedelja/7.	1421	petak/26.	1125	92	1246	1142		
	I+II	srijeda/10.	3	1	petak/19.	12	242	1917	3020	nedelja/7.	1917	petak/19.	2256	197	2532	2243		
Mart	I	četvrtak/17.	2	0	četvrtak/31.	16	156	891	1941	nedelja/13.	891	četvrtak/31.	1236	109	1396	1199		
	II	srijeda/2.	3	0	ponedeljak/21.	7	145	947	1592	srijeda/9.	947	srijeda/30.	1226	84	1339	1229		
	I+II	srijeda/2.	3	1	četvrtak/31.	16	250	1927	3483	srijeda/9.	1927	četvrtak/31.	2462	193	2735	2428		
April	I	četvrtak/14.	1	0	petak/29.	17	173	1036	2197	nedelja/10.	1036	petak/29.	1377	153	1549	1492		
	II	srijeda/13.	1	0	ponedeljak/4.	13	164	1145	1957	petak/1.	1145	ponedeljak/4.	1368	119	1529	1404		
	I+II	srijeda/13.	1	1	petak/29.	15	274	2213	3978	nedelja/10.	2213	petak/29.	2745	272	3077	2896		
Maj	I	ponedeljak/9.	2	0	četvrtak/5.	11	198	1039	1867	nedelja/15.	1039	petak/27.	1366	165	1616	1376		
	II	utorak/31.	2	0	nedelja/22.	17	160	1369	1722	nedelja/15.	1369	četvrtak/5.	1385	141	1548	1485		
	I+II	utorak/31.	3	2	četvrtak/5.	11	337	2408	3487	nedelja/15.	2408	petak/13.	2751	306	3164	2861		
Juni	I	četvrtak/16.	3	0	petak/24.	16	165	1018	2065	utorak/21.	1018	petak/24.	1369	172	1599	1378	1540	
	II	utorak/7.	2	0	utorak/28.	7	165	1068	1739	utorak/21.	1068	četvrtak/23.	1374	143	1536	1464	1517	
	I+II	utorak/7.	2	1	četvrtak/23.	15	285	2086	3767	utorak/21.	2086	petak/24.	2743	314	3136	2842	3057	
Juli	I	utorak/5.	2	2	subota/9.	12	221	1164	2140	nedelja/3.	1164	petak/29.	1507	218	1762	1648	1725	
	II	utorak/12.	2	1	subota/9.	15	172	1306	1910	nedelja/3.	1306	ponedeljak/18.	1461	186	1672	1593	1647	
	I+II	utorak/12.	2	4	subota/9.	12	339	2470	3970	nedelja/3.	2470	petak/29.	2968	404	3434	3241	3372	
Avgust	I	utorak/30.	2	1	ponedeljak/15.	9	205	1324	2458	nedelja/28.	1324	subota/13.	1636	224	1876	1815	1860	
	II	utorak/30.	1	1	ponedeljak/15.	15	255	1523	2928	utorak/30.	1523	ponedeljak/15.	1644	205	1843	1867	1849	
	I+II	utorak/30.	2	3	ponedeljak/15.	15	380	3021	5271	nedelja/28.	3021	ponedeljak/15.	3281	429	3719	3683	3710	
Septembar	I	ponedeljak/5.	3	0	subota/3.	15	184	1118	2072	nedelja/18.	1118	petak/30.	1458	161	1679	1453	1619	
	II	utorak/27.	2	0	četvrtak/22.	15	175	1363	1881	nedelja/25.	1363	petak/30.	1442	132	1590	1530	1574	
	I+II	četvrtak/1.	1	2	subota/3.	15	289	2482	3953	nedelja/25.	2482	petak/30.	2900	292	3269	2983	3193	
Oktobar	I	ponedeljak/10.	1	0	subota/29.	12	168	1143	1999	nedelja/2.	1143	petak/28.	1444	149	1614	1552		
	II	utorak/11.	2	0	ponedeljak/31.	15	206	1399	2227	utorak/18.	1399	ponedeljak/31.	1443	118	1572	1540		
	I+II	četvrtak/20.	3	1	ponedeljak/31.	15	302	2591	3916	nedelja/16.	2591	ponedeljak/31.	2888	268	3186	3091		
Novembar	I	srijeda/16.	3	0	petak/25.	17	165	882	1878	nedelja/27.	882	petak/18.	1334	156	1508	1336		
	II	petak/4.	1	0	petak/18.	14	160	1176	1659	nedelja/27.	1176	petak/18.	1337	126	1462	1385		
	I+II	srijeda/2.	3	2	petak/18.	14	278	2058	3537	nedelja/27.	2058	petak/18.	2672	282	2970	2721		
Decembar	I	utorak/13.	2	0	petak/23.	17	179	874	2096	nedelja/11.	874	petak/23.	1270	129	1472	1224		
	II	srijeda/7.	2	0	ponedeljak/26.	7	149	994	1672	subota/17.	994	petak/30.	1234	97	1390	1187		
	I+II	utorak/13.	2	1	petak/23.	14	288	1875	3707	nedelja/11.	1875	petak/23.	2505	226	2862	2411		
Godina	I	ponedeljak/18.1.	2	0	subota/9.7.	12	221	552	2458	nedelja/31.1.	552	subota/13.8.	2458	156	1553	1397	1686	
	II	ponedeljak/18.1.	2	0	ponedeljak/15.8.	15	255	756	2928	četvrtak/7.1.	756	ponedeljak/15.8.	1346	130	1498	1420	1647	
	I+II	ponedeljak/18.1.	2	0	ponedeljak/15.8.	15	380	1328	5271	nedelja/31.1.	1328	ponedeljak/15.8.	2700	286	3051	2817	3333	

BROJANJE VOZILA NA MREŽI PUTEVA U REPUBLICI SRPSKOJ – 2016. GODINA
VEHICLE COUNTING ON THE ROAD NETWORK OF THE REPUBLIC OF SRPSKA – YEAR 2016

TRAFFIC PARAMETERS

000017
 Podbrđe / 11+596,00
 M 4 (MI-108) / Čelinac - Kotor Varoš

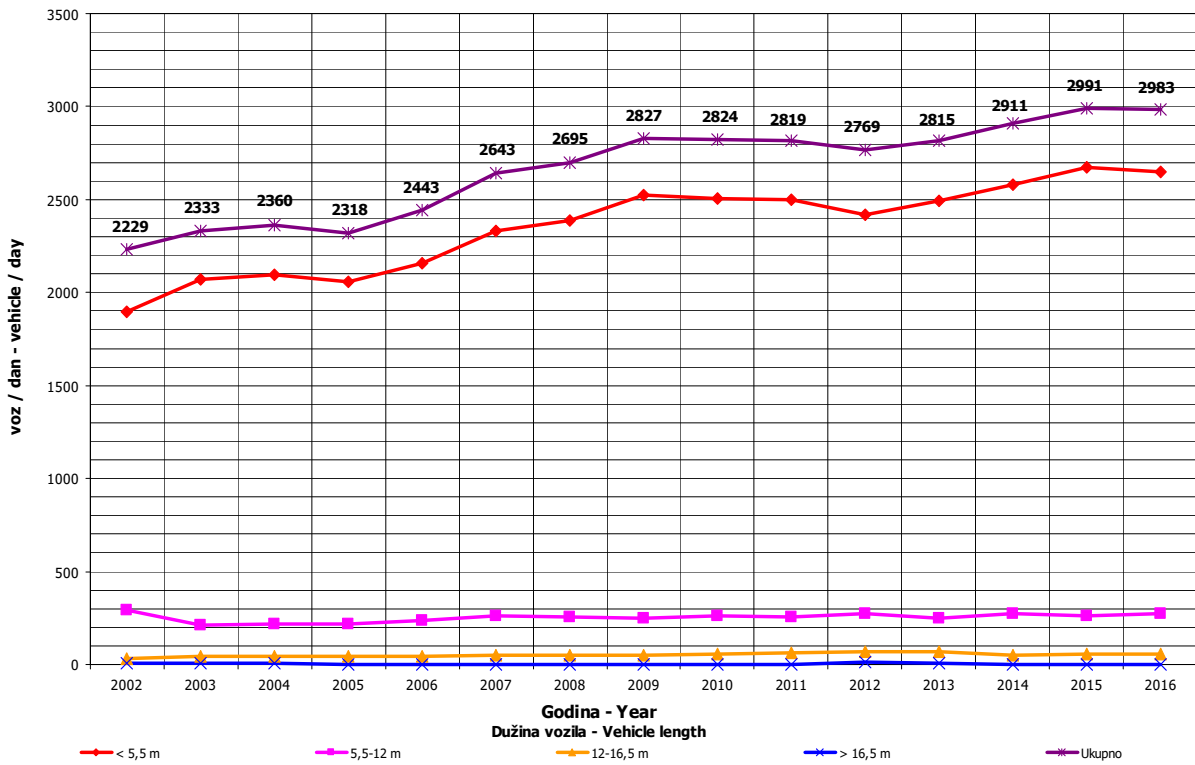
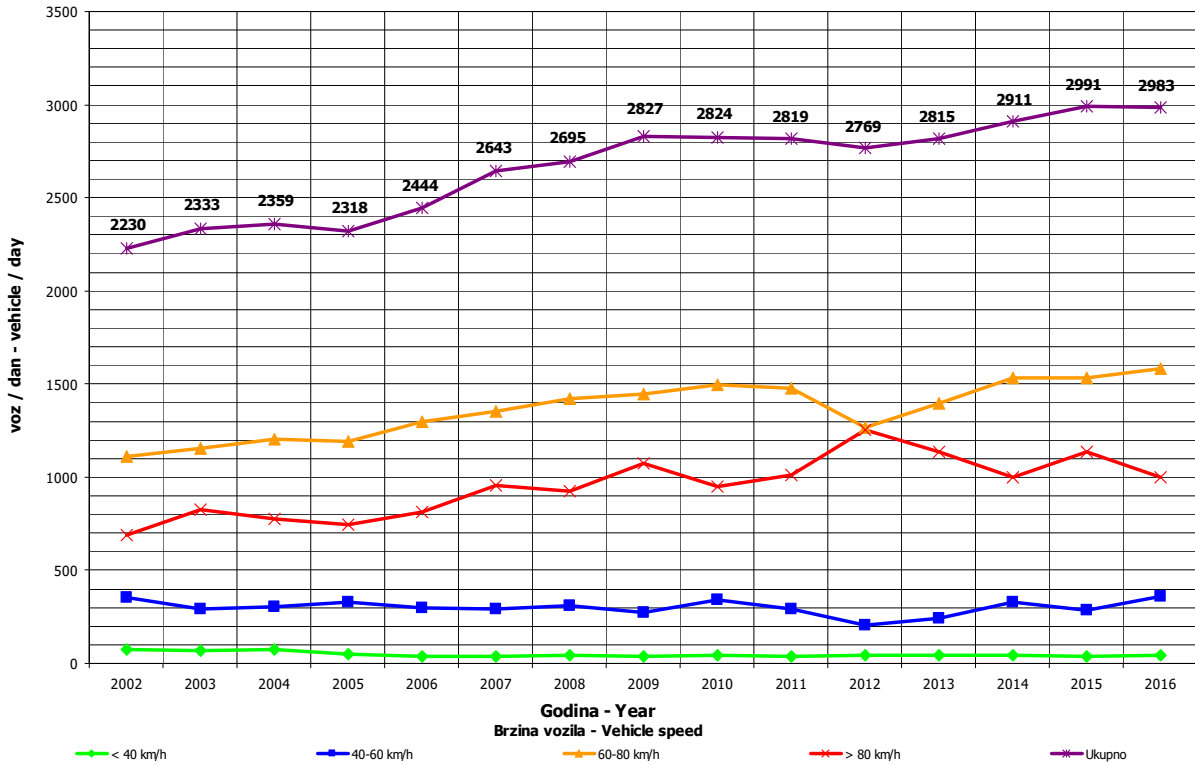
Automatic counter number
 Location / Mileage [km+m]
 Road number / Section

Month	Direction	minimum hour		maximum hour		veh/h	date/day	minimum day		maximum day		veh/day	day time average (5-21 h)	night average (21-05 h)	working day average	weekend average	summer average
		date/day	hour	date/day	hour			date/day	veh/day								
January	I	18/Monday	2	0	20/Wednesday	11	202	31/Sunday	552	4/Monday	1930	1113	127	1276	1911		
	II	18/Monday	2	0	5/Tuesday	12	169	7/Thursday	756	4/Monday	1860	1116	119	1254	1211		
	I+II	18/Monday	2	0	5/Tuesday	12	326	31/Sunday	1328	4/Monday	3790	2230	246	2530	2401		
February	I	1/Monday	2	0	13/Saturday	14	156	21/Sunday	888	19/Friday	1599	1131	105	1286	1102		
	II	5/Friday	1	0	22/Monday	7	147	7/Sunday	1007	26/Friday	1421	1125	92	1246	1142		
	I+II	10/Wednesday	3	1	19/Friday	12	242	7/Sunday	1917	19/Friday	3020	2256	197	2532	2243		
March	I	17/Thursday	2	0	31/Thursday	16	156	13/Sunday	891	31/Thursday	1941	1236	109	1396	1199		
	II	2/Wednesday	3	0	21/Monday	7	145	9/Wednesday	947	30/Wednesday	1592	1226	84	1339	1229		
	I+II	2/Wednesday	3	1	31/Thursday	16	250	9/Wednesday	1927	31/Thursday	3483	2462	193	2735	2428		
April	I	14/Thursday	1	0	29/Friday	17	173	10/Sunday	1036	29/Friday	1957	1377	153	1549	1492		
	II	13/Wednesday	1	0	4/Monday	13	164	1/Friday	1145	4/Monday	1957	1368	119	1529	1404		
	I+II	13/Wednesday	1	1	29/Friday	15	274	10/Sunday	2213	29/Friday	3978	2745	272	3077	2896		
May	I	9/Monday	2	0	5/Thursday	11	198	15/Sunday	1039	27/Friday	1867	1366	165	1616	1376		
	II	24/Tuesday	2	0	22/Sunday	17	160	15/Sunday	1369	5/Thursday	1722	1385	141	1548	1485		
	I+II	31/Thursday	3	2	5/Thursday	11	337	15/Sunday	2408	13/Friday	3487	2751	306	3164	2861		
June	I	16/Thursday	3	0	24/Friday	16	165	21/Sunday	1018	24/Friday	2065	1369	172	1599	1378		1540
	II	7/Tuesday	2	0	28/Tuesday	7	165	21/Tuesday	1068	23/Thursday	1739	1374	143	1536	1464		1517
	I+II	7/Tuesday	2	1	23/Thursday	15	285	21/Tuesday	2086	23/Thursday	3767	2743	314	3136	2842		3057
July	I	5/Tuesday	2	2	9/Saturday	12	221	3/Sunday	1118	29/Friday	2140	1507	218	1762	1648		1725
	II	12/Tuesday	2	1	9/Saturday	15	172	3/Sunday	1306	18/Monday	1910	1461	186	1672	1593		1647
	I+II	12/Tuesday	2	4	9/Saturday	12	339	3/Sunday	2470	29/Friday	3970	2968	404	3434	3241		3372
August	I	30/Tuesday	2	1	15/Monday	9	205	28/Sunday	1324	13/Saturday	2458	1636	224	1876	1815		1860
	II	30/Tuesday	1	1	15/Monday	15	255	30/Tuesday	1523	15/Monday	2928	1644	205	1843	1867		1849
	I+II	30/Tuesday	2	3	15/Monday	15	380	28/Sunday	3021	15/Monday	5271	3281	429	3719	3683		3710
September	I	5/Monday	3	0	3/Saturday	15	184	18/Sunday	1118	30/Friday	2072	1458	161	1679	1453		1619
	II	27/Tuesday	2	0	22/Thursday	15	175	25/Sunday	1363	30/Friday	1881	1442	132	1590	1530		1574
	I+II	1/Thursday	1	2	3/Saturday	15	289	25/Sunday	2482	30/Friday	3953	2900	292	3269	2983		3193
October	I	10/Monday	1	0	29/Saturday	12	168	2/Sunday	1143	28/Friday	1999	1444	149	1614	1552		
	II	11/Tuesday	2	0	31/Monday	15	206	18/Tuesday	1399	31/Monday	2227	1443	118	1572	1540		
	I+II	20/Thursday	3	1	31/Monday	15	302	16/Sunday	2591	31/Monday	3916	2888	268	3186	3091		
November	I	16/Wednesday	3	0	25/Friday	17	165	27/Sunday	882	18/Friday	1878	1334	156	1508	1336		
	II	4/Friday	1	0	18/Friday	14	160	27/Sunday	1176	18/Friday	1659	1337	126	1462	1385		
	I+II	2/Wednesday	3	2	18/Friday	14	278	27/Sunday	2058	18/Friday	3537	2672	282	2970	2721		
December	I	13/Tuesday	2	0	23/Friday	17	179	11/Sunday	874	23/Friday	2096	1270	129	1472	1224		
	II	7/Wednesday	2	0	26/Monday	7	149	17/Saturday	994	30/Friday	1672	1234	97	1390	1187		
	I+II	13/Tuesday	2	1	23/Friday	14	288	11/Sunday	1875	23/Friday	3707	2505	226	2862	2411		
Year	I	January 18/Monday	2	0	July 9/Saturday	12	221	January 31/Sunday	552	August 13/Saturday	2458	1354	156	1553	1397		1686
	II	January 18/Monday	2	0	August 15/Monday	15	255	January 7/Thursday	756	August 15/Monday	2928	1346	130	1498	1420		1647
	I+II	January 18/Monday	2	0	August 15/Monday	15	380	January 31/Sunday	1328	August 15/Monday	5271	2700	286	3051	2817		3333

GODIŠNJA NERAVNOMJERNOST SAOBRAĆAJNOG TOKA TRAFFIC FLOW ANNUAL VARIATION

Automatski brojač broj - Automatic counter number
 Lokalitet - Location / Stacionaža - Mileage [km+m]
 Broj puta - Road number / Dionica - Section

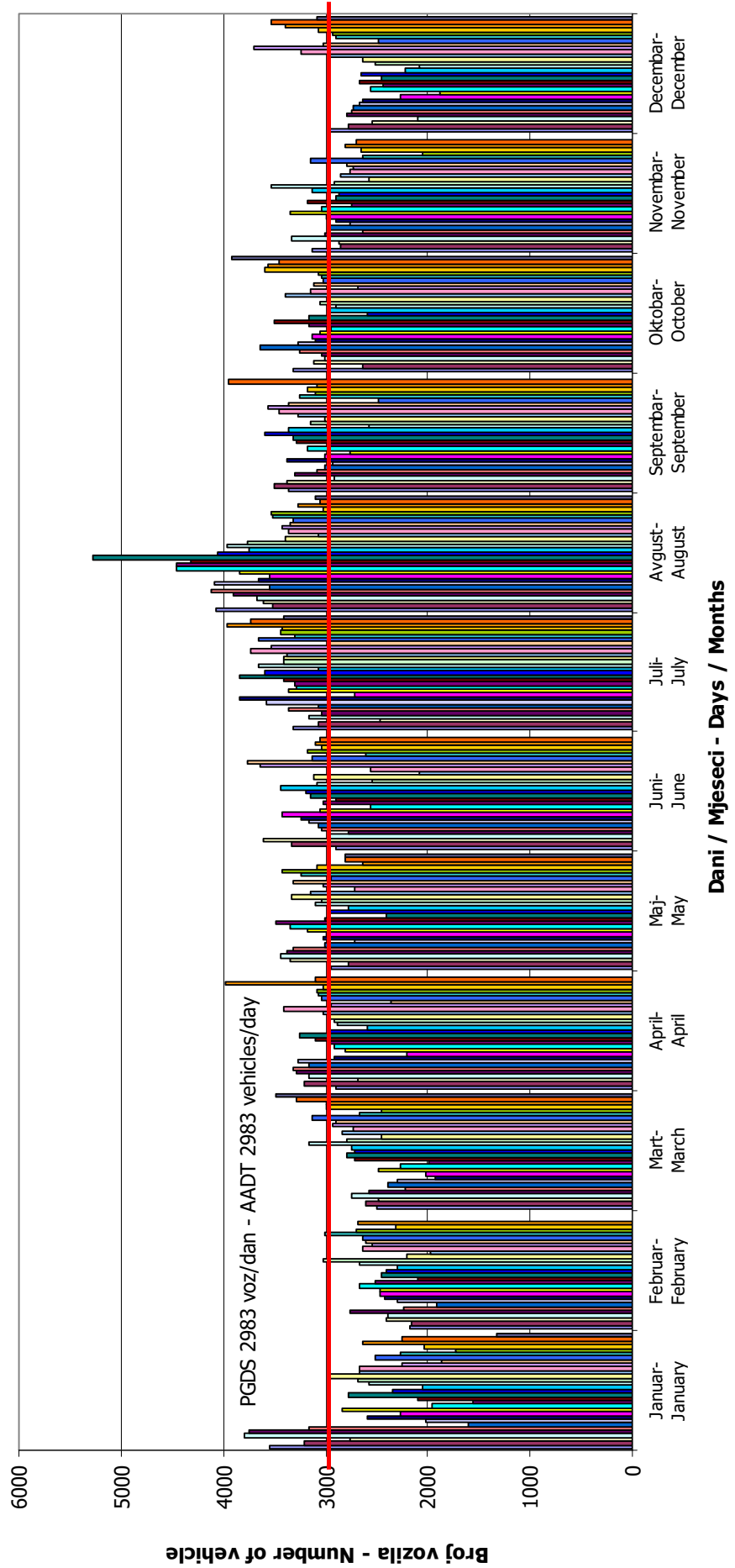
000017
 Podbrđe / 11+596,00
 M 4 (MI-108) / Čelinac - Kotor Varoš



**DNEVNA NERAVNOMJERNOST SAOBRAĆAJNOG TOKA
 TRAFFIC FLOW DAILY VARIATION**

Automatski brojač broj - Automatic counter number
 Lokalizet - Location / Stacionaža - Mileage [km+tm]
 Broj puta - Road number/ Dionica - Section

000017
 Podbrđe / 11+596,00
 M 4 (MI-108) / Čelinac - Kotor Varoš

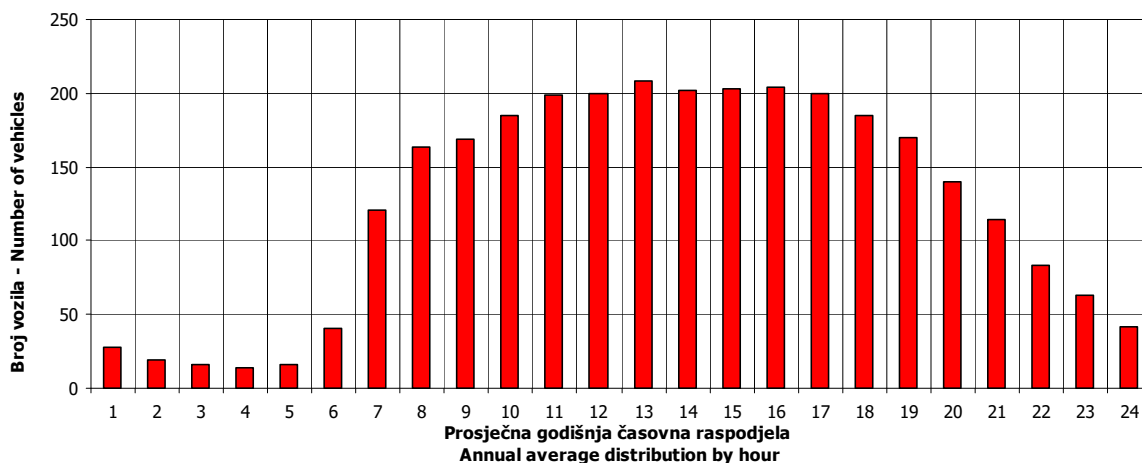


VREMENSKA RASPODJELA SAOBRAĆAJNOG TOKA TRAFFIC FLOW TIME DISTRIBUTION

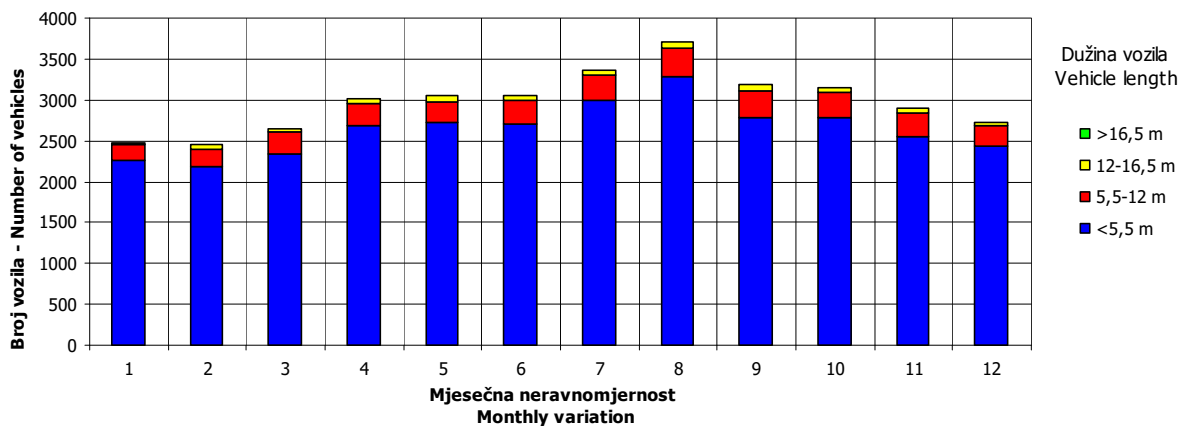
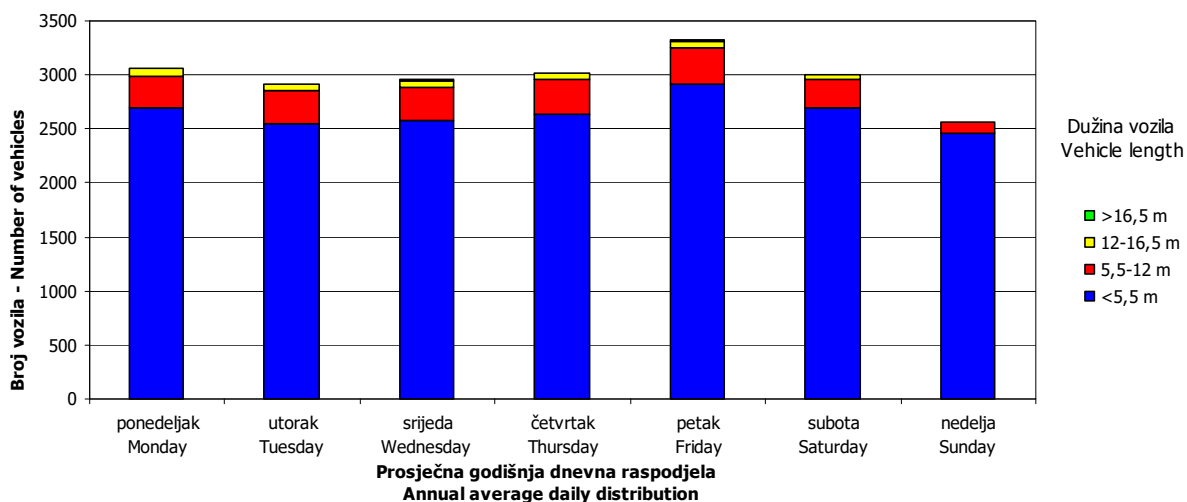
Automatski brojač broj - Automatic counter number
 Lokalizet - Location / Stacionaža - Mileage [km+m]
 Broj puta - Road number / Dionica - Section

000017
 Podbrđe / 11+596,00
 M 4 (MI-108) / Čelinac - Kotor Varoš

PGDS 2983 voz/dan AADT 2983 veh/day



17

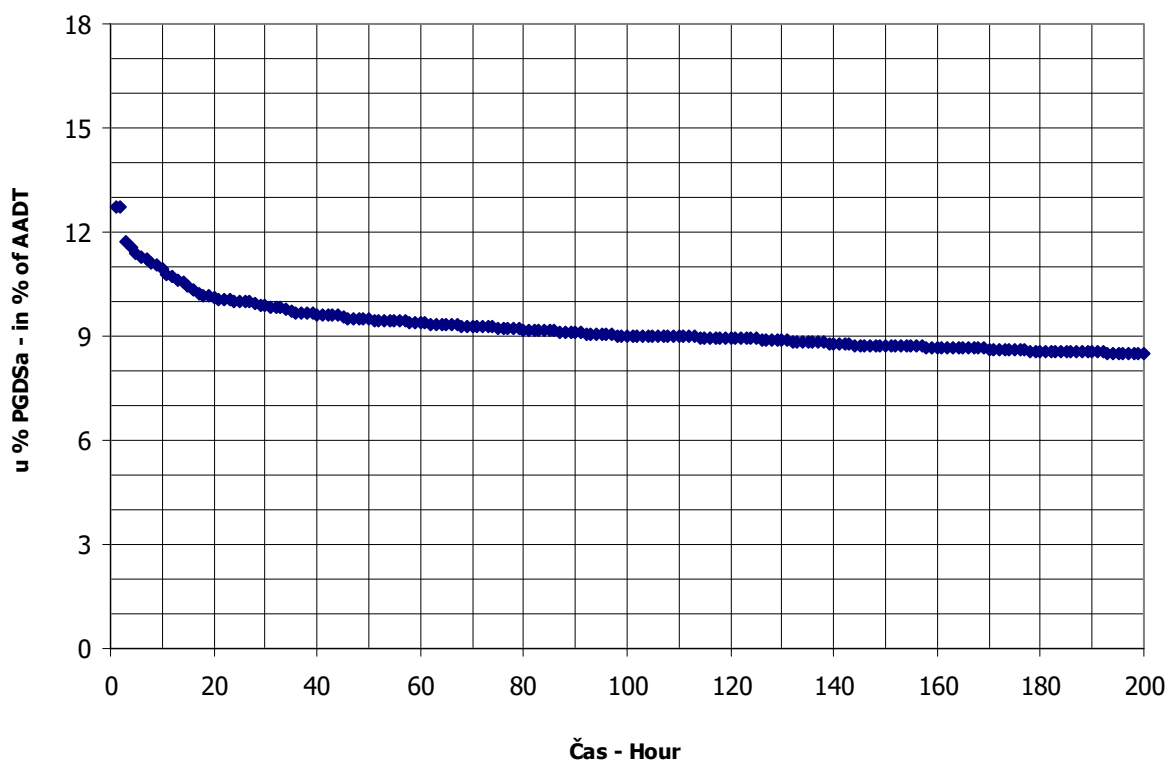


SATNA DISTRIBUCIJA SAOBRAĆAJNOG TOKA TRAFFIC FLOW HOURLY DISTRIBUTION

Automatski brojač broj - Automatic counter number
 Lokalitet - Location / Stacionaža - Mileage [km+m]
 Broj puta - Road number / Dionica - Section

000017
 Podbrđe / 11+596,00
 M 4 (MI-108) / Čelinac - Kotor Varoš

PGDS - AADT	2983 voz/dan - veh/day							
	Maksimalni vršni sat - Maximum peak hour	10	20	30	40	50	100	200
Čas - Hour								
Sat u danu - Hour of day	15	12	15	13	11	14	16	10
Sat u godini - Hour in year	5464	109	7312	7310	5532	8751	5057	4211
Dan - Day of week	ponedeljak - Monday	utorak - Tuesday	ponedeljak - Monday	ponedeljak - Monday	četvrtak - Thursday	petak - Friday	petak - Friday	petak - Friday
Datum - Date	15	5	31	31	18	30	29	24
Mjesec - Month	avgust - August	januar - January	oktobar - October	oktobar - October	avgust - August	decembar - December	juli - July	juni - June
Vrijednost - Value	380	326	302	295	287	283	269	253
% - percent	12.74	10.93	10.12	9.89	9.62	9.49	9.02	8.48



BROJANJE VOZILA NA MREŽI PUTEVA U REPUBLICI SRPSKOJ – 2016. GODINA
VEHICLE COUNTING ON THE ROAD NETWORK OF THE REPUBLIC OF SRPSKA – YEAR 2016

MJESEČNI BROJ VOZILA
MONTHLY NUMBER OF VEHICLES

Automatski brojač broj - Automatic counter number
 Lokalitet - Location / Stacionaža - Mileage [km+m]
 Broj puta - Road number / Dionica - Section

000018
 Karanovac / 1+197,00
 M 16 (MI-101) / Karanovac - Crna Rijeka

	Mjesec - Month											
	Januar- January	Februar- February	Mart- March	April- April	Maj- May	Jun- June	Juli- July	August- August	Septembar- September	Oktober- October	Novembar- November	Decembar- December
1	1993	2048	2661	4182	5293	3228	4605	6089	3877	4042	3430	2681
2	2859	2084	2847	4188	3854	4029	5349	5003	4858	3620	3192	3126
3	3279	2271	2659	4055	3698	3782	6055	4708	4303	3360	3190	2995
4	3351	2452	3081	4628	3867	3797	3916	5102	5125	3110	3768	2774
5	3556	2878	2808	3929	3955	5505	3665	5482	3595	3160	3911	2877
6	2908	2234	3181	3719	3887	3474	3964	6330	3558	3565	4036	3002
7	2101	2172	2673	3698	3835	3018	4007	7719	3605	3978	3199	3059
8	2950	2250	2577	4200	4490	3370	4911	5463	3555	4211	2898	2946
9	3412	2451	1776	3624	3323	3187	5714	4824	3884	4603	2887	2911
10	3209	2190	2042	3489	3265	4460	6447	4945	4204	3164	3114	2502
11	2816	1987	2692	3047	3727	4640	4860	5196	4593	3199	3777	2632
12	2833	2466	2551	2905	4092	5337	4618	5758	3671	3110	3704	2692
13	2843	1859	3140	3074	4197	3753	4594	6639	3430	3475	4038	2709
14	2400	2261	2961	3376	3440	3439	5184	7192	3537	3814	3096	2750
15	2839	2389	2973	3753	3761	3561	4452	5267	3754	3461	3048	2714
16	2703	2601	2921	3852	3063	3772	4799	4894	4353	3488	2923	3185
17	2606	2480	3196	4452	3055	4023	6148	4472	4058	3063	3250	2921
18	2767	2703	3598	2837	3085	4174	4581	5090	3685	3049	3767	2799
19	3163	2876	3455	3123	3356	4058	4568	5258	3579	2994	3564	2693
20	3195	2478	3948	3177	3953	3371	4998	6199	3807	3152	3459	2405
21	2921	2654	2897	3304	4089	3233	5187	7344	3595	3712	3044	2821
22	2852	2544	2831	3681	4845	3616	5744	4539	3532	3870	3081	3551
23	2352	2560	2959	2960	4109	5428	5980	4471	4036	3885	3024	3936
24	2437	2257	3010	3434	3963	4553	5710	4265	3742	3225	2937	2658
25	2574	2808	3372	3255	3592	4161	4552	4403	3616	3442	3399	2509
26	2530	3278	3008	3284	3567	4816	4298	5395	3540	3304	3151	2948
27	1987	3377	4121	3270	4507	3714	4467	5564	3314	3142	2760	2649
28	2145	3416	3232	3395	4053	3603	4907	6030	3715	4292	2929	2755
29	2729	2922	3283	3543	4534	3691	5903	3843	3969	4444	2932	3088
30	2566		3357	4423	2931	3902	6484	3743	4442	4238	3024	3262
31	1772		4488		3000		6805	3829		4225		3014
Ukupno- Total	84651	72864	94289	107884	118407	118725	157535	165132	116570	111408	98529	89539
Prosje- Average	2731	2513	3042	3596	3820	3958	5082	5327	3886	3594	3284	2888
Godišnji prosjek (PGDS) - Annual average (AADT)												3649

BROJANJE VOZILA NA MREŽI PUTEVA U REPUBLICI SRPSKOJ – 2016. GODINA
VEHICLE COUNTING ON THE ROAD NETWORK OF THE REPUBLIC OF SRPSKA – YEAR 2016

STRUKTURA SAOBRAĆAJNOG TOKA
TRAFFIC FLOW COMPOSITION

Automatski brojač broj - Automatic counter number 000018
 Lokalizet - Location / Stacionaža - Mileage [km+m] Karanovac / 1+197,00
 Broj puta - Road number / Dionica - Section M 16 (MI-101) / Karanovac - Crna Rijeka

Mjesec - Month	Smjer - Direction	Dužina vozila - Vehicle length								Ukupno - Total
		< 5,5 m	(%)	5,5 - 12 m	(%)	12 - 16,5 m	(%)	< 16,5 m	(%)	
Januar - January	I	35040	88.3	3804	8.6	1238	2.9	67	0.1	40149
	II	39741	88.3	3515	8.6	1237	2.9	8	0.1	44501
	ukupno - total	74781	88.3	7319	8.6	2475	2.9	75	0.1	84651
Februar - February	I	30732	84.3	4150	10.9	1655	4.7	74	0.1	36611
	II	30689	84.3	3806	10.9	1751	4.7	7	0.1	36253
	ukupno - total	61422	84.3	7956	10.9	3405	4.7	81	0.1	72864
Mart - March	I	39550	83.8	5298	10.9	2450	5.2	89	0.1	47387
	II	39469	83.8	4945	10.9	2476	5.2	12	0.1	46902
	ukupno - total	79018	83.8	10243	10.9	4927	5.2	101	0.1	94289
April - April	I	45628	85.5	5500	9.9	2357	4.5	63	0.1	53548
	II	46646	85.5	5159	9.9	2478	4.5	53	0.1	54336
	ukupno - total	92273	85.5	10659	9.9	4836	4.5	116	0.1	107884
Maj - May	I	49913	84.7	5812	10.3	2557	4.4	45	0.6	58327
	II	50370	84.7	6419	10.3	2645	4.4	647	0.6	60080
	ukupno - total	100283	84.7	12231	10.3	5202	4.4	692	0.6	118407
Juni - June	I	51348	85.8	5726	9.7	2501	4.4	40	0.1	59616
	II	50513	85.8	5738	9.7	2746	4.4	112	0.1	59109
	ukupno - total	101861	85.8	11465	9.7	5247	4.4	152	0.1	118725
Juli - July	I	72716	89.3	5720	7.2	2627	3.5	45	0.0	81108
	II	67907	89.3	5563	7.2	2938	3.5	19	0.0	76427
	ukupno - total	140623	89.3	11284	7.2	5564	3.5	64	0.0	157535
Avgust - August	I	69885	89.0	5946	7.1	2815	3.8	42	0.0	78687
	II	77161	89.0	5858	7.1	3402	3.8	24	0.0	86445
	ukupno - total	147045	89.0	11803	7.1	6217	3.8	66	0.0	165132
Septembar - September	I	48222	84.2	6361	10.6	2792	5.1	57	0.1	57432
	II	49914	84.2	6045	10.6	3166	5.1	14	0.1	59138
	ukupno - total	98136	84.2	12406	10.6	5958	5.1	71	0.1	116570
Oktobar - October	I	46696	84.4	6031	10.7	2594	4.9	75	0.1	55396
	II	47338	84.4	5841	10.7	2816	4.9	18	0.1	56012
	ukupno - total	94034	84.4	11871	10.7	5410	4.9	93	0.1	111408
Novembar - November	I	39694	82.1	5987	11.9	2712	5.8	78	0.1	48470
	II	41208	82.1	5780	11.9	3047	5.8	24	0.1	50059
	ukupno - total	80902	82.1	11766	11.9	5758	5.8	102	0.1	98529
Decembar - December	I	40028	83.5	5426	11.6	2185	4.7	100	0.1	47740
	II	34778	83.5	4942	11.6	2059	4.7	21	0.1	41800
	ukupno - total	74806	83.5	10368	11.6	4244	4.7	121	0.1	89539
Ukupno (godišnje) - Total (annual)	I	569452	85.7	65761	9.9	28483	4.3	776	0.1	664471
	II	575734	85.8	63610	9.5	30760	4.6	959	0.1	671063
	ukupno - total	1145185	85.7	129371	9.7	59244	4.4	1735	0.1	1335534
Prosjek (PGDS) - Average (AADT)	I	1556	85.7	180	9.9	78	4.3	2	0.1	1815
	II	1573	85.8	174	9.5	84	4.6	3	0.1	1834
	ukupno - total	3129	85.7	353	9.7	162	4.4	5	0.1	3649

BRONANJE VOZILA NA MREŽI PUTEVA U REPUBLICI SRPSKOJ – 2016. GODINA
VEHICLE COUNTING ON THE ROAD NETWORK OF THE REPUBLIC OF SRPSKA – YEAR 2016

SAOBRAĆAJNI POKAZATELJI

000018
 Karanovac / 1+197,00
 M 16 (MI-101) / Karanovac - Crna Rijeka

Automatski brojač broj
 Lokalizet / Stacionaža [km+m]
 Broj puta / Dionica

Mjesec	Snjir	minimalni čas		maksimalni čas		minimalni dan		maksimalni dan		dnevni prosjek (05-21 h)	noćni prosjek (21-05 h)	prosjek radnim danom	prosjek vikendom	ljetni prosjek
		datum/dan	čas	datum/dan	čas	datum/dan	voz/dan	datum/dan	voz/dan					
Januar	I	utorak/12.	3	2	subota/9.	11	244	nedelja/31.	691	1726	1184	111	1384	1173
	II	utorak/5.	4	2	nedelja/10.	16	214	petak/1.	904	2048	1308	127	1419	1458
	I+II	utorak/26.	3	6	subota/9.	3	437	nedelja/31.	1772	3556	2492	238	2803	2631
Februar	I	nedelja/14.	4	1	subota/27.	11	179	nedelja/7.	902	1764	1157	107	1280	1221
	II	četvrtak/11.	3	0	nedelja/28.	17	212	subota/13.	828	1930	1153	98	1220	1336
	I+II	nedelja/14.	4	2	subota/27.	17	296	subota/13.	1859	3416	2310	205	2500	2556
Mart	I	srjeda/2.	3	2	četvrtak/31.	17	224	srjeda/9.	898	2643	1393	136	1514	1572
	II	petak/11.	3	1	nedelja/20.	17	232	srjeda/9.	878	2221	1393	120	1446	1705
	I+II	četvrtak/3.	2	6	četvrtak/31.	15	337	srjeda/9.	1776	4488	2786	256	2960	3277
April	I	utorak/5.	3	3	nedelja/3.	9	213	ponedeljak/4.	1349	2807	1612	172	1725	1905
	II	četvrtak/7.	3	3	nedelja/3.	19	312	petak/1.	1375	3279	1647	163	1767	1897
	I+II	četvrtak/7.	3	9	ponedeljak/4.	12	404	ponedeljak/18.	2837	4628	3259	336	3492	3802
Maj	I	četvrtak/26.	3	3	nedelja/1.	8	249	ponedeljak/30.	1331	2485	1688	194	1858	1923
	II	ponedeljak/9.	3	4	nedelja/1.	13	312	srjeda/18.	1496	3069	1717	220	1785	2215
	I+II	utorak/17.	3	8	nedelja/1.	13	499	ponedeljak/30.	2931	5293	3405	414	3643	4138
Juni	I	srjeda/15.	2	5	četvrtak/23.	7	292	ponedeljak/6.	1473	2870	1766	221	1928	2147
	II	petak/3.	2	4	četvrtak/23.	14	383	srjeda/1.	1484	3234	1726	244	1808	2414
	I+II	petak/3.	2	10	četvrtak/23.	14	507	utorak/7.	3018	5505	3492	465	3737	4561
Juli	I	srjeda/6.	2	5	nedelja/17.	12	307	utorak/5.	1844	3535	2234	382	2430	3006
	II	srjeda/6.	2	4	nedelja/10.	19	396	utorak/5.	1821	3589	2047	417	2236	2943
	I+II	srjeda/6.	2	9	nedelja/10.	19	491	utorak/5.	3665	6805	4281	798	4666	5949
Avgust	I	srjeda/31.	3	7	subota/13.	14	305	ponedeljak/29.	1723	3416	2169	369	2388	2967
	II	utorak/23.	2	7	nedelja/28.	19	470	srjeda/31.	1963	4565	2334	453	2483	3660
	I+II	utorak/30.	2	15	nedelja/14.	19	545	utorak/30.	3743	7719	4503	822	4871	6627
Septembar	I	utorak/27.	2	2	četvrtak/29.	17	257	nedelja/18.	1402	2611	1704	210	1907	1933
	II	srjeda/21.	3	2	nedelja/4.	18	288	utorak/27.	1679	3012	1749	221	1875	2233
	I+II	utorak/27.	2	6	nedelja/4.	16	384	utorak/27.	3314	5125	3453	432	3782	4166
Oktobar	I	nedelja/2.	4	3	subota/29.	12	248	nedelja/16.	1439	2720	1598	188	1699	1971
	II	srjeda/12.	2	1	nedelja/9.	17	304	srjeda/19.	1498	2691	1641	166	1707	2016
	I+II	srjeda/5.	3	7	nedelja/9.	17	403	srjeda/19.	2994	4603	3239	354	3406	3986
Novembar	I	srjeda/9.	1	3	nedelja/6.	12	200	nedelja/27.	1210	2083	1464	181	1591	1674
	II	ponedeljak/7.	2	1	nedelja/6.	17	266	srjeda/20.	1463	2293	1523	176	1593	1844
	I+II	utorak/15.	2	6	nedelja/6.	17	358	nedelja/13.	2760	4038	2987	356	3184	3519
Decembar	I	nedelja/11.	4	2	petak/23.	13	217	nedelja/11.	1139	2695	1388	152	1593	1410
	II	ponedeljak/5.	2	1	nedelja/4.	17	171	utorak/20.	936	1599	1235	115	1351	1346
	I+II	ponedeljak/5.	2	8	petak/23.	13	294	utorak/20.	2405	3936	2623	266	2944	2756
Godina	I	nedelja/14.2.	4	1	nedelja/17.7.	12	307	nedelja/31.1.	691	3535	1613	202	1775	1908
	II	četvrtak/11.2.	3	0	nedelja/28.8.	19	470	subota/13.2.	828	4565	1623	210	1724	2089
	I+II	nedelja/14.2.	4	2	nedelja/14.8.	19	545	nedelja/31.1.	1772	7719	3236	412	3499	3997

BROJANJE VOZILA NA MREŽI PUTEVA U REPUBLICI SRPSKOJ – 2016. GODINA
VEHICLE COUNTING ON THE ROAD NETWORK OF THE REPUBLIC OF SRPSKA – YEAR 2016

TRAFFIC PARAMETERS

Automatic counter number
 Location / Mileage [km+m]
 Road number / Section

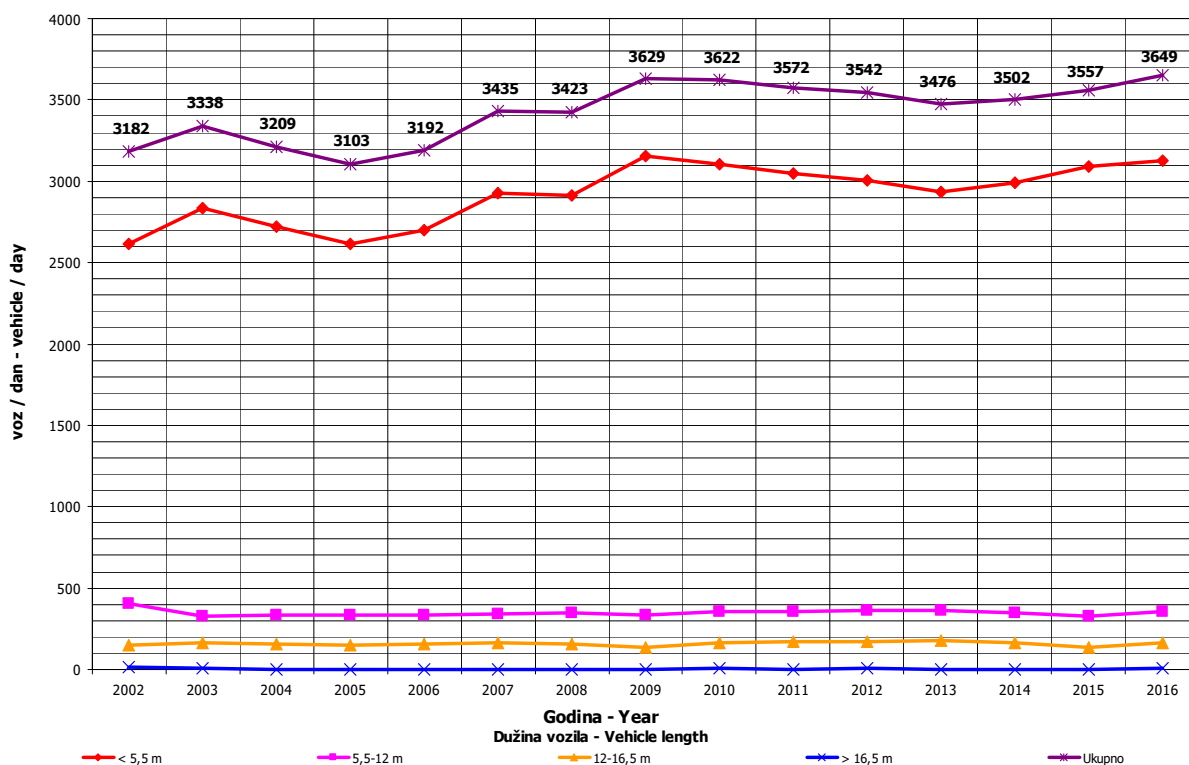
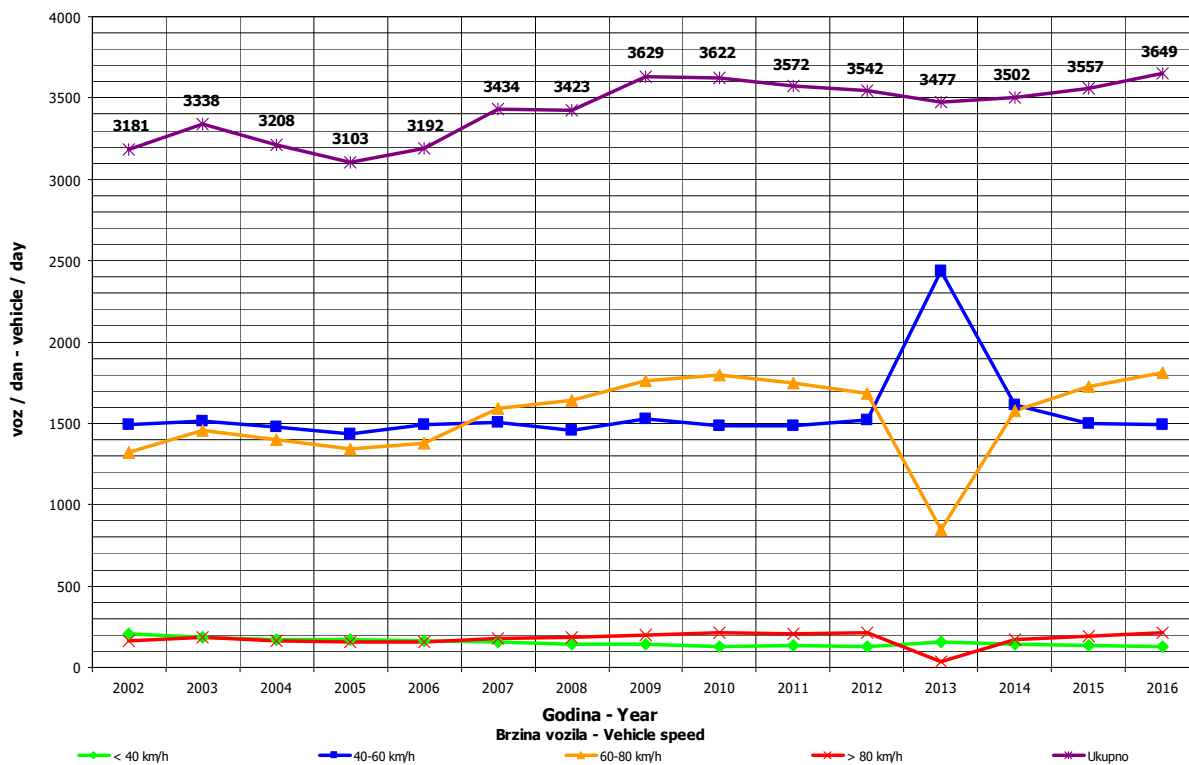
000018
 Karanovac / 1+197,00
 M 16 (M1-101) / Karanovac - Crna Rijeka

Month	Direction	minimum hour		maximum hour		minimum day		maximum day		veh/day	veh/day	day time average (5-21 h)	night average (21-05 h)	working day average	weekend average	summer average
		date/day	hour	date/day	hour	date/day	hour	date/day	hour							
January	I	12/Tuesday	3	9/Saturday	11	31/Sunday	244	19/Tuesday	1726	691	1184	111	1384	1773		
	II	5/Tuesday	4	10/Sunday	16	1/Friday	214	10/Sunday	2048	904	1308	127	1419	1458		
	I+II	26/Tuesday	3	9/Saturday	11	31/Sunday	437	5/Tuesday	3556	1772	2492	238	2803	2631		
February	I	14/Sunday	4	27/Saturday	11	7/Sunday	179	26/Friday	1764	902	1157	107	1280	1221		
	II	11/Thursday	3	28/Sunday	17	13/Saturday	212	28/Sunday	1930	828	1153	98	1220	1336		
	I+II	14/Sunday	4	27/Saturday	17	13/Saturday	296	28/Sunday	3416	1859	2310	205	2500	2556		
March	I	2/Wednesday	3	31/Thursday	17	9/Wednesday	224	31/Thursday	2643	898	1393	136	1514	1572		
	II	11/Friday	3	20/Sunday	17	9/Wednesday	232	20/Sunday	2221	878	1393	120	1446	1705		
	I+II	3/Thursday	2	31/Thursday	15	9/Wednesday	337	31/Thursday	4488	1776	2786	256	2960	3277		
April	I	5/Tuesday	3	3/Sunday	9	4/Monday	213	1/Friday	2807	1349	1612	172	1725	1905		
	II	7/Thursday	3	3/Sunday	19	1/Friday	312	4/Monday	3279	1375	1647	163	1767	1897		
	I+II	7/Thursday	3	4/Monday	12	18/Monday	404	4/Monday	4628	2837	3259	336	3492	3802		
May	I	26/Thursday	3	1/Sunday	8	30/Monday	249	27/Friday	2485	1331	1688	194	1858	1923		
	II	9/Monday	3	1/Sunday	13	18/Wednesday	312	1/Sunday	3069	1496	1717	220	1785	2215		
	I+II	17/Tuesday	3	1/Sunday	13	30/Monday	499	1/Sunday	5293	2931	3405	414	3643	4138		
June	I	15/Wednesday	2	23/Thursday	7	6/Monday	292	23/Thursday	2870	1473	1766	221	1928	2147		1987
	II	3/Friday	2	23/Thursday	14	1/Wednesday	383	5/Sunday	3234	1484	1726	244	1808	2414		1970
	I+II	3/Friday	2	23/Thursday	14	7/Tuesday	507	5/Sunday	5505	3018	3492	465	3737	4561		3957
July	I	6/Wednesday	2	17/Sunday	12	5/Tuesday	307	30/Saturday	3535	1844	2234	382	2430	3006		2616
	II	6/Wednesday	2	10/Sunday	19	5/Tuesday	396	31/Sunday	3589	1821	2047	417	2236	2943		2464
	I+II	6/Wednesday	2	10/Sunday	19	5/Tuesday	491	31/Sunday	6805	3665	4281	798	4666	5949		5080
August	I	31/Wednesday	3	13/Saturday	14	29/Monday	305	6/Saturday	3416	1723	2169	369	2388	2967		2538
	II	23/Tuesday	2	28/Sunday	19	31/Wednesday	470	7/Sunday	4565	1963	2334	453	2483	3660		2787
	I+II	30/Tuesday	2	14/Sunday	19	30/Tuesday	545	7/Sunday	7719	3743	4503	822	4871	6627		5324
September	I	27/Tuesday	2	29/Thursday	17	18/Sunday	257	2/Friday	2611	1402	1704	210	1907	1933		1914
	II	21/Wednesday	3	4/Sunday	18	27/Tuesday	288	4/Sunday	3012	1679	1749	221	1875	2233		1970
	I+II	27/Tuesday	2	4/Sunday	16	27/Tuesday	384	4/Sunday	5125	3314	3453	432	3782	4166		3884
October	I	2/Sunday	4	29/Saturday	12	16/Sunday	248	29/Saturday	2720	1439	1598	188	1699	1971		
	II	12/Wednesday	2	9/Sunday	17	19/Monday	304	31/Monday	2691	1498	1641	166	1707	2016		
	I+II	5/Wednesday	3	9/Sunday	17	19/Wednesday	403	9/Sunday	4603	2994	3239	354	3406	3986		
November	I	9/Wednesday	1	6/Sunday	12	20/Sunday	200	18/Friday	2083	1210	1464	181	1591	1674		
	II	7/Monday	2	6/Sunday	17	30/Wednesday	266	13/Sunday	2293	1463	1523	176	1593	1844		
	I+II	15/Tuesday	2	6/Sunday	17	27/Sunday	358	13/Sunday	4038	2760	2987	356	3184	3519		
December	I	11/Sunday	4	23/Friday	13	11/Sunday	217	23/Friday	2695	1139	1388	152	1593	1410		
	II	5/Monday	2	4/Sunday	17	20/Tuesday	171	4/Sunday	1599	936	1351	115	1351	1346		
	I+II	5/Monday	2	23/Friday	13	20/Tuesday	294	20/Tuesday	3936	2405	2623	266	2944	2756		
Year	I	February 14/Sunday	4	July 17/Sunday	12	January 31/Sunday	307	July 30/Saturday	3535	691	1613	202	1775	1908		2263
	II	February 11/Thursday	3	August 28/Sunday	19	February 13/Saturday	470	August 7/Sunday	4565	828	1623	210	1724	2089		2298
	I+II	February 14/Sunday	4	August 14/Sunday	19	January 31/Sunday	545	August 7/Sunday	7719	1772	3236	412	3499	3997		4561

GODIŠNJA NERAVNOMJERNOST SAOBRAĆAJNOG TOKA TRAFFIC FLOW ANNUAL VARIATION

Automatski brojač broj - Automatic counter number
 Lokalizet - Location / Stacionaža - Mileage [km+m]
 Broj puta - Road number / Dionica - Section

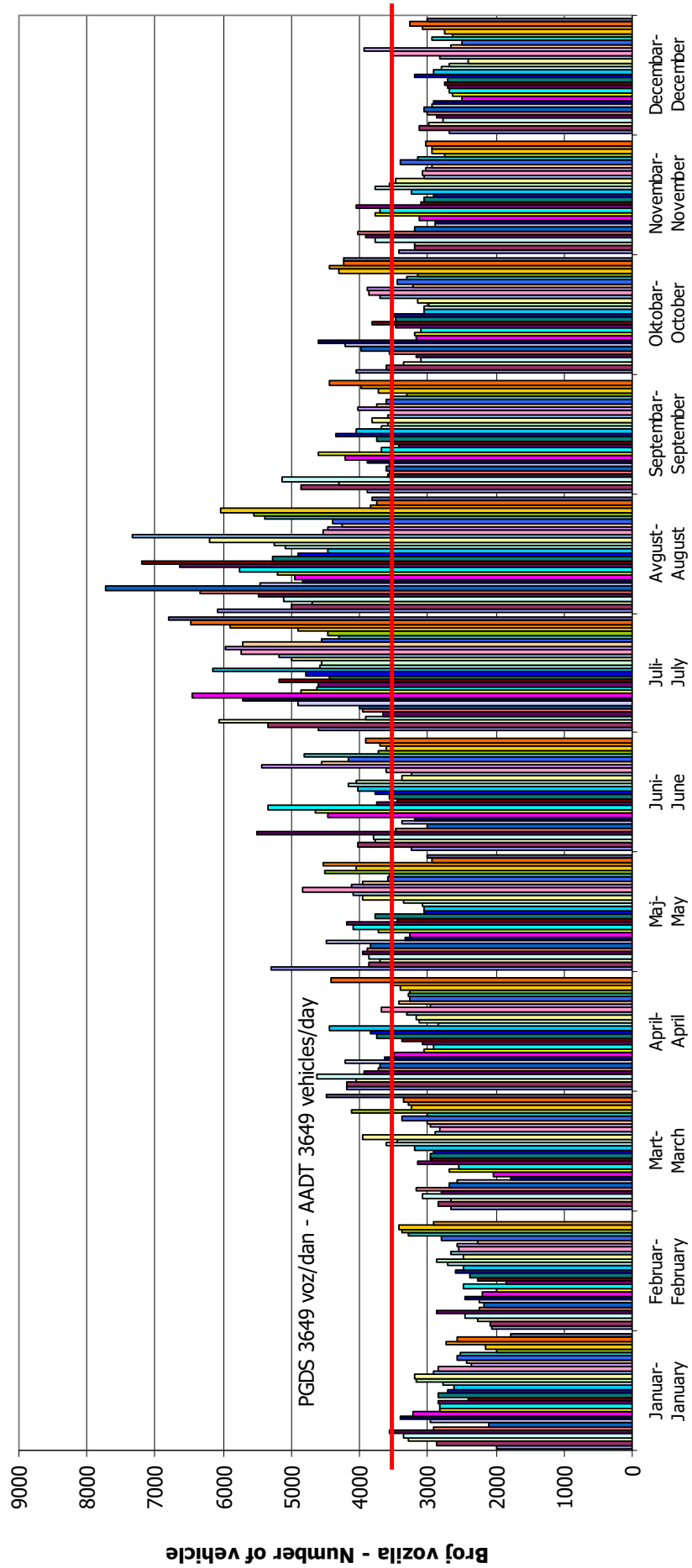
000018
 Karanovac / 1+197,00
 M 16 (MI-101) / Karanovac - Crna Rijeka



DNEVNA NERAVNOMJERNOST SAOBRAĆAJNOG TOKA
TRAFFIC FLOW DAILY VARIATION

Automatski brojač broj - Automatic counter number
 Lokalizet - Location / Stacionaža - Mileage [km+tm]
 Broj puta - Road number/ Dionica - Section

000018
 Karanovac / 1+197,00
 M 16 (MI-101) / Karanovac - Crna Rijeka



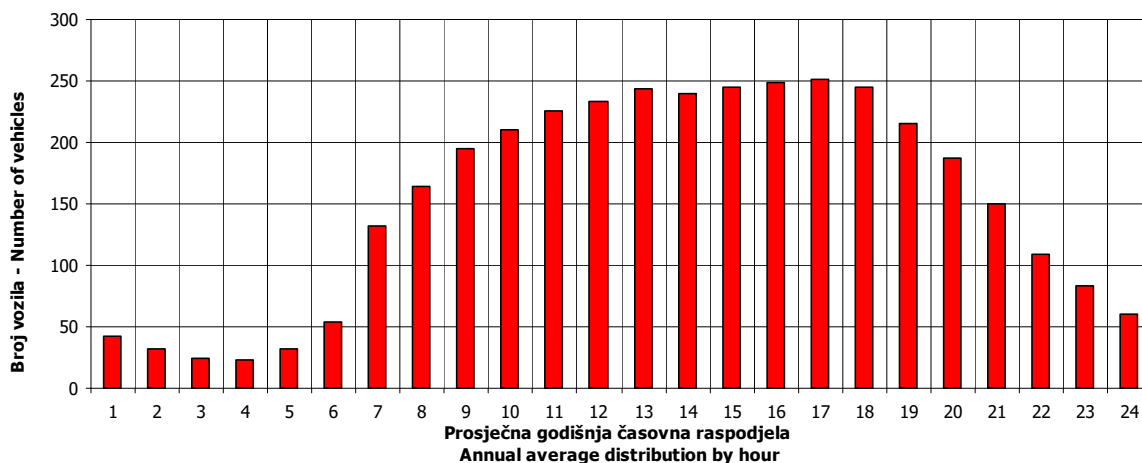
Dani / Mjeseci - Days / Months

VREMENSKA RASPODJELA SAOBRAĆAJNOG TOKA TRAFFIC FLOW TIME DISTRIBUTION

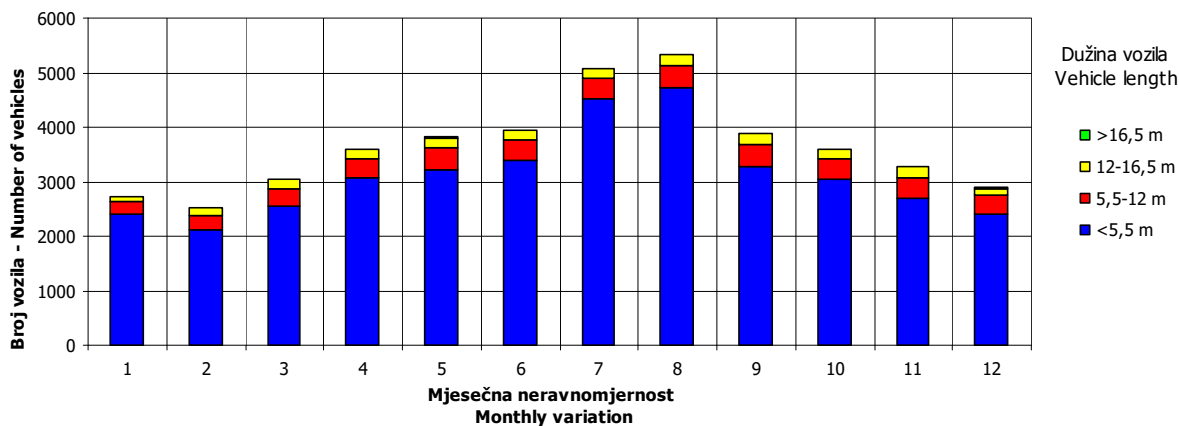
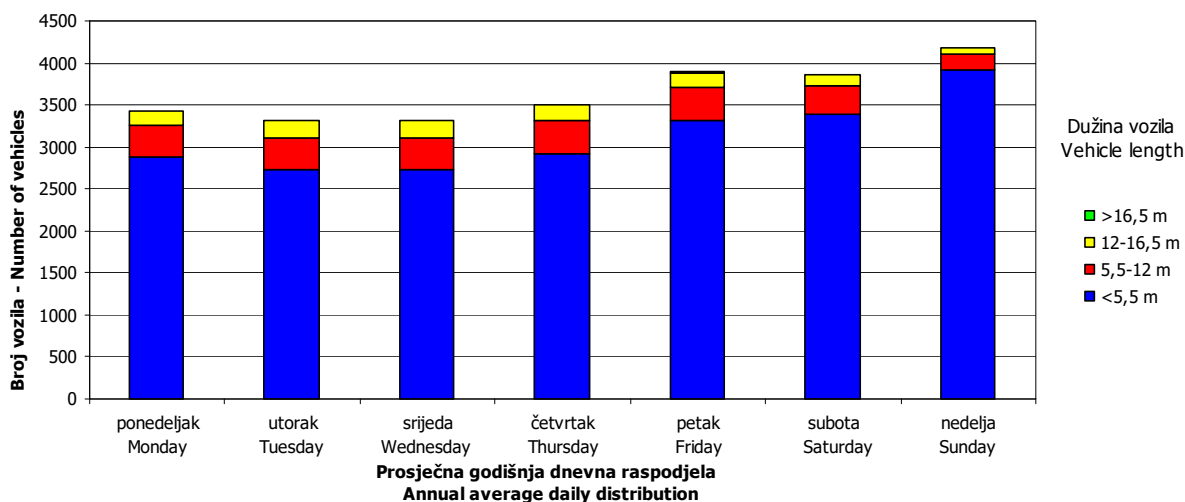
Automatski brojač broj - Automatic counter number
 Lokalizet - Location / Stacionaža - Mileage [km+m]
 Broj puta - Road number / Dionica - Section

000018
 Karanovac / 1+197,00
 M 16 (MI-101) / Karanovac - Crna Rijeka

PGDS 3649 voz/dan AADT 3649 veh/day



18

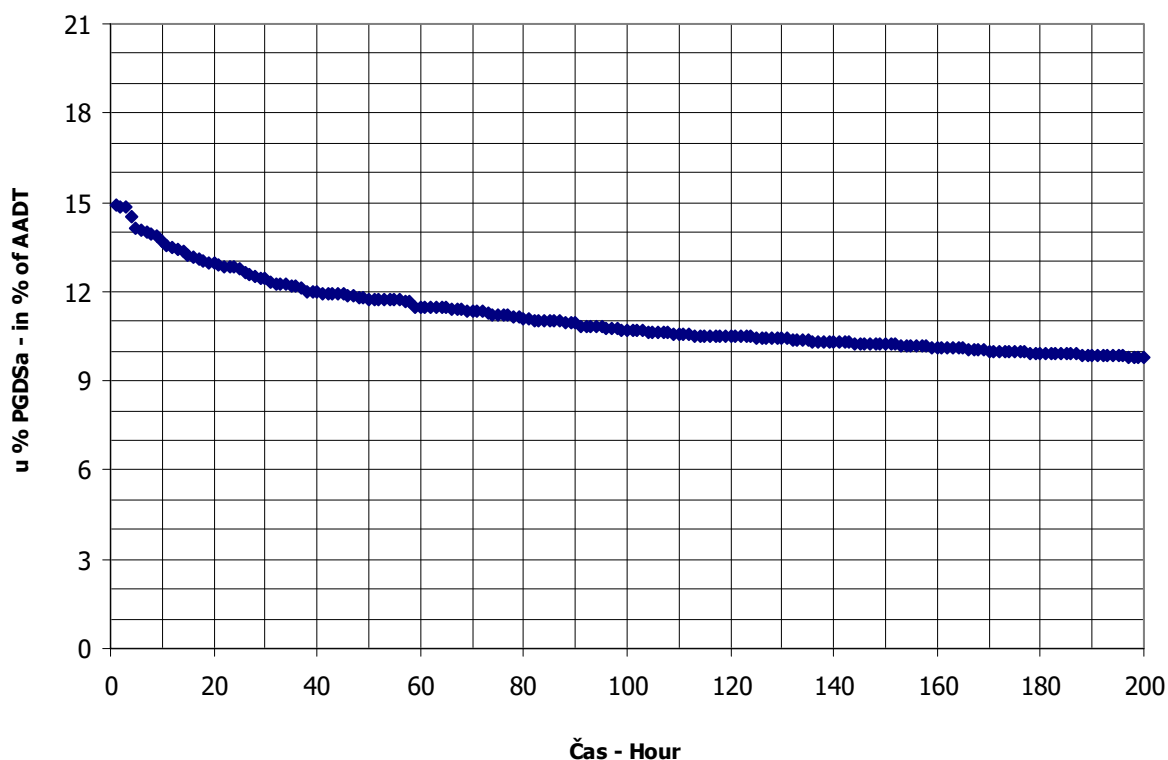


SATNA DISTRIBUCIJA SAOBRAĆAJNOG TOKA TRAFFIC FLOW HOURLY DISTRIBUTION

Automatski brojač broj - Automatic counter number
 Lokalizet - Location / Stacionaža - Mileage [km+m]
 Broj puta - Road number / Dionica - Section

000018
 Karanovac / 1+197,00
 M 16 (MI-101) / Karanovac - Crna Rijeka

PGDS - AADT	3649 voz/dan - veh/day							
Čas - Hour	Maksimalni vršni sat - Maximum peak hour	10	20	30	40	50	100	200
Sat u danu - Hour of day	19	13	12	15	18	17	15	12
Sat u godini - Hour in year	5444	2918	4765	5272	5107	5106	5128	5749
Dan - Day of week	nedelja - Sunday	nedelja - Sunday	nedelja - Sunday	nedelja - Sunday	nedelja - Sunday	nedelja - Sunday	ponedeljak - Monday	subota - Saturday
Datum - Date	14	1	17	7	31	31	1	27
Mjesec - Month	avgust - August	maj - May	juli - July	avgust - August	juli - July	juli - July	avgust - August	avgust - August
Vrijednost - Value	545	499	472	453	437	429	391	358
% - percent	14.94	13.68	12.94	12.42	11.98	11.76	10.72	9.81



BROJANJE VOZILA NA MREŽI PUTEVA U REPUBLICI SRPSKOJ – 2016. GODINA
VEHICLE COUNTING ON THE ROAD NETWORK OF THE REPUBLIC OF SRPSKA – YEAR 2016

MJESEČNI BROJ VOZILA
MONTHLY NUMBER OF VEHICLES

Automatski brojač broj - Automatic counter number 000019
 Lokalizet - Location / Stacionaža - Mileage [km+m] Baljvine / 2+951,00
 Broj puta - Road number / Dionica - Section M 16 (MI-101) / Crna Rijeka - granica / border RS (Ugar)

	Mjesec - Month											
	Januar- January	Februar- February	Mart- March	April- April	Maj- May	Jun- June	Juli- July	August- August	Septembar- September	Oktober- October	Novembar- November	Decembar- December
1	615	753	929	1939	1297	1415	1753	2282	1483	1222	1415	1004
2	1310	778	1036	1353	1133	1671	1672	1955	1757	1014	1267	1138
3	1427	856	1021	917	1181	1416	1683	2104	1445	1171	1176	809
4	1189	902	1204	2161	1118	1290	1489	2250	1565	1190	1364	706
5	1254	1127	947	1605	1028	1570	1396	2406	1298	1190	1153	1007
6	1061	798	879	1401	1334	1333	1498	2760	1352	1449	1120	1104
7	669	676	994	1419	1201	1204	1517	3480	1424	1584	1042	1087
8	1018	820	964	1660	1188	1087	1873	2251	1252	1168	1120	1039
9	945	906	626	1428	1197	1310	2020	1983	1518	1406	1114	1223
10	802	830	765	1347	1191	1627	1889	2011	1570	1045	1179	837
11	836	701	1015	1228	1430	1354	1707	2096	1491	994	1417	760
12	912	913	776	1114	1699	1478	1612	2542	1238	1040	1101	955
13	963	633	828	1181	1650	1234	1568	2748	1266	1224	1065	1093
14	906	680	1128	1184	1314	1139	1864	2927	1206	1322	999	1033
15	955	859	1095	1390	1466	1281	2005	2264	1356	1101	958	1036
16	932	1003	1136	1107	1211	1396	1669	1965	1657	1089	1054	1270
17	742	940	1273	1296	1208	1552	2162	1904	1293	1058	1213	427
18	906	1052	1401	1041	1170	1526	1918	1818	1176	1125	1346	375
19	938	1189	1027	1073	1375	1315	1911	2179	1226	1109	1027	730
20	851	863	966	1108	1635	1409	1859	2277	1239	1138	1033	1007
21	942	805	1062	1205	1581	1444	2023	2187	1247	1448	1060	1391
22	1089	945	1103	1436	1472	1773	2345	1761	1248	1313	1077	1857
23	793	949	1267	972	1611	2955	2609	1690	1648	1001	1246	1772
24	795	1024	1667	1039	1440	1907	2533	1726	1194	1113	1032	765
25	883	1075	2045	1132	1249	1638	1979	1702	1092	1382	1228	620
26	912	1289	1490	1181	1264	1941	1931	1967	1176	1242	881	1865
27	742	922	1033	1202	1595	1450	1879	1903	1175	1194	781	782
28	718	882	1122	1455	1272	1381	2027	1801	1224	1777	993	1130
29	859	929	1238	1729	1215	1413	2511	1483	1265	1696	963	1759
30	784		1344	1305	1114	1505	2967	1540	1550	1406	1036	1925
31	679		1872		1242		2790	1444		1819		599
Ukupno- Total	28330	25987	35196	39617	41117	45065	60865	65653	40651	38962	33425	33009
Prosjek- Average	914	896	1135	1321	1326	1502	1963	2118	1355	1257	1114	1065
Godišnji prosjek (PGDS) - Annual average (AADT)												1333

BROJANJE VOZILA NA MREŽI PUTEVA U REPUBLICI SRPSKOJ – 2016. GODINA
VEHICLE COUNTING ON THE ROAD NETWORK OF THE REPUBLIC OF SRPSKA – YEAR 2016

STRUKTURA SAOBRAĆAJNOG TOKA
TRAFFIC FLOW COMPOSITION

Automatski brojač broj - Automatic counter number 000019
 Lokalizet - Location / Stacionaža - Mileage [km+m] Baljvine / 2+951,00
 Broj puta - Road number / Dionica - Section M 16 (MI-101) / Crna Rijeka - granica / border RS (Ugar)

Mjesec - Month	Smjer - Direction	Dužina vozila - Vehicle length								Ukupno - Total
		< 5,5 m	(%)	5,5 - 12 m	(%)	12 - 16,5 m	(%)	< 16,5 m	(%)	
Januar - January	I	9855	77.7	1823	14.4	906	7.1	105	0.8	12690
	II	12649	80.9	1790	11.4	1115	7.1	87	0.6	15641
	ukupno - total	22504	79.4	3613	12.8	2021	7.1	192	0.7	28330
Februar - February	I	9623	73.6	2018	15.4	1308	10.0	120	0.9	13069
	II	9390	72.7	1938	15.0	1491	11.5	99	0.8	12918
	ukupno - total	19013	73.2	3956	15.2	2798	10.8	219	0.8	25987
Mart - March	I	14252	75.3	2619	13.8	1893	10.0	166	0.9	18930
	II	11340	69.7	2618	16.1	2218	13.6	90	0.6	16266
	ukupno - total	25592	72.7	5238	14.9	4111	11.7	256	0.7	35196
April - April	I	15162	76.7	2633	13.3	1851	9.4	115	0.6	19761
	II	15196	76.5	2568	12.9	1992	10.0	101	0.5	19857
	ukupno - total	30358	76.6	5200	13.1	3843	9.7	216	0.5	39617
Maj - May	I	15279	74.7	3147	15.4	1909	9.3	118	0.6	20453
	II	15356	74.3	3008	14.6	2209	10.7	91	0.4	20664
	ukupno - total	30634	74.5	6155	15.0	4118	10.0	209	0.5	41117
Juni - June	I	18124	78.5	3023	13.1	1853	8.0	93	0.4	23093
	II	16876	76.8	2956	13.5	2073	9.4	69	0.3	21973
	ukupno - total	34999	77.7	5979	13.3	3926	8.7	162	0.4	45065
Juli - July	I	27666	84.7	2925	9.0	1981	6.1	103	0.3	32675
	II	23105	82.0	2747	9.7	2285	8.1	54	0.2	28190
	ukupno - total	50771	83.4	5671	9.3	4266	7.0	157	0.3	60865
Avgust - August	I	25754	83.7	2873	9.3	2060	6.7	85	0.3	30772
	II	29390	84.3	2844	8.2	2588	7.4	59	0.2	34881
	ukupno - total	55145	84.0	5717	8.7	4648	7.1	144	0.2	65653
Septembar - September	I	14985	75.4	2858	14.4	1943	9.8	96	0.5	19882
	II	15607	75.1	2869	13.8	2247	10.8	46	0.2	20769
	ukupno - total	30592	75.3	5727	14.1	4190	10.3	142	0.4	40651
Oktobar - October	I	15112	76.9	2745	14.0	1679	8.5	120	0.6	19656
	II	14663	76.0	2655	13.8	1902	9.9	86	0.4	19306
	ukupno - total	29776	76.4	5399	13.9	3580	9.2	206	0.5	38962
Novembar - November	I	11475	71.1	2769	17.1	1810	11.2	95	0.6	16149
	II	12280	71.1	2734	15.8	2189	12.7	73	0.4	17276
	ukupno - total	23756	71.1	5503	16.5	3999	12.0	168	0.5	33425
Decembar - December	I	14714	79.3	2296	12.4	1446	7.8	97	0.5	18553
	II	10638	73.6	2192	15.2	1561	10.8	65	0.4	14456
	ukupno - total	25352	76.8	4488	13.6	3007	9.1	162	0.5	33009
Ukupno (godišnje) - Total (annual)	I	192001	78.2	31728	12.9	20639	8.4	1314	0.5	245681
	II	186491	77.0	30918	12.8	23869	9.9	919	0.4	242197
	ukupno - total	378492	77.6	62646	12.8	44508	9.1	2232	0.5	487878
Prosjek (PGDS) - Average (AADT)	I	525	78.2	87	12.9	56	8.4	4	0.5	671
	II	510	77.0	84	12.8	65	9.9	3	0.4	662
	ukupno - total	1034	77.6	171	12.8	122	9.1	6	0.5	1333

BROJANJE VOZILA NA MREŽI PUTEVA U REPUBLICI SRPSKOJ – 2016. GODINA
VEHICLE COUNTING ON THE ROAD NETWORK OF THE REPUBLIC OF SRPSKA – YEAR 2016

SAOBRAĆAJNI POKAZATELJI

Automatski brojač broj Lokalityet / Stacionaža [km+m] Broj puta / Dionica
 000019
 Baljvine / 2+951,00
 M 16 (M1-101) / Crna Rijeka - granica / border RS (Ugar)

Mjesec	Smjer	minimalni čas			maksimalni čas			minimalni dan		maksimalni dan		dnevni prosjek (05-21 h)	noćni prosjek (21-05 h)	prosijek radnim danom	prosijek vikendom	ljetni prosjek
		datum/dan	čas	voz/h	datum/dan	čas	voz/h	datum/dan	voz/dan							
Januar	I	utorak/5.	23	0	petak/22.	15	55	četvrtak/7.	235	voz/dan	598	371	40	456	348	
	II	petak/1.	1	0	subota/2.	11	107	petak/1.	330	datum/dan	1032	467	39	481	541	
	I+II	utorak/5.	23	1	subota/2.	12	145	petak/1.	615	voz/dan	1427	838	79	937	889	
Februar	I	srijeda/3.	0	0	petak/26.	17	70	nedjelja/7.	254	datum/dan	720	408	44	489	357	
	II	četvrtak/4.	3	0	nedjelja/21.	15	65	subota/13.	253	voz/dan	569	404	44	456	425	
	I+II	nedjelja/21.	3	2	petak/26.	14	108	subota/13.	633	datum/dan	1289	812	88	945	782	
Mart	I	ponedjeljak/7.	0	0	petak/25.	13	111	srijeda/9.	327	voz/dan	1395	535	76	648	503	
	II	četvrtak/3.	3	1	nedjelja/6.	17	66	srijeda/9.	299	datum/dan	662	473	53	539	491	
	I+II	nedjelja/6.	0	2	petak/25.	13	159	srijeda/9.	626	voz/dan	2045	1008	129	1187	993	
April	I	nedjelja/10.	4	0	petak/1.	12	108	nedjelja/9.	355	datum/dan	1411	572	86	672	631	
	II	subota/16.	1	1	ponedjeljak/4.	16	144	subota/23.	419	voz/dan	1617	594	68	683	618	
	I+II	ponedjeljak/4.	1	3	ponedjeljak/4.	16	188	nedjelja/3.	917	datum/dan	2161	1166	154	1356	1249	
Maj	I	ponedjeljak/2.	3	0	petak/13.	15	93	nedjelja/1.	467	voz/dan	1006	570	88	694	594	
	II	subota/7.	2	1	nedjelja/22.	16	97	četvrtak/5.	518	datum/dan	968	592	75	644	709	
	I+II	četvrtak/26.	4	2	petak/13.	15	164	četvrtak/5.	1028	voz/dan	1699	1162	163	1337	1303	
Juni	I	srijeda/8.	3	1	četvrtak/23.	8	258	nedjelja/5.	494	datum/dan	1567	660	108	796	690	768
	II	srijeda/8.	16	0	četvrtak/23.	14	310	subota/11.	498	voz/dan	1388	645	87	699	825	733
	I+II	petak/3.	3	5	četvrtak/23.	14	354	srijeda/8.	1087	datum/dan	2955	1305	195	1496	1514	1500
Juli	I	ponedjeljak/4.	2	3	nedjelja/31.	14	106	utorak/5.	748	voz/dan	1643	857	192	993	1169	1050
	II	utorak/5.	3	1	nedjelja/31.	16	156	subota/2.	609	datum/dan	1397	870	128	848	1031	907
	I+II	utorak/5.	3	7	subota/30.	16	241	utorak/5.	1396	voz/dan	2967	1637	320	1841	2199	1957
Avgust	I	nedjelja/28.	2	1	nedjelja/7.	20	236	nedjelja/28.	593	datum/dan	1451	809	181	955	1089	989
	II	srijeda/31.	1	1	nedjelja/7.	13	198	srijeda/31.	758	voz/dan	2093	962	159	1016	1421	1121
	I+II	srijeda/31.	1	5	nedjelja/7.	20	317	srijeda/31.	1444	datum/dan	3480	1771	339	1971	2510	2110
Septembar	I	srijeda/14.	1	0	subota/10.	19	104	nedjelja/25.	391	voz/dan	920	574	88	686	596	662
	II	ponedjeljak/26.	3	1	nedjelja/11.	16	93	subota/24.	572	datum/dan	980	614	78	669	757	692
	I+II	ponedjeljak/19.	1	4	subota/3.	17	151	nedjelja/25.	1092	voz/dan	1757	1188	166	1355	1353	1354
Oktobar	I	petak/7.	1	0	subota/29.	12	142	nedjelja/2.	354	datum/dan	1233	550	85	635	636	
	II	nedjelja/2.	5	1	ponedjeljak/31.	14	132	subota/29.	463	voz/dan	1367	561	63	633	606	
	I+II	srijeda/26.	1	2	subota/29.	12	183	utorak/11.	994	datum/dan	1819	1112	148	1267	1242	
Novembar	I	utorak/1.	1	0	petak/4.	15	64	nedjelja/27.	293	voz/dan	806	480	70	567	473	
	II	ponedjeljak/14.	2	1	utorak/1.	10	93	subota/26.	405	datum/dan	937	519	69	587	552	
	I+II	ponedjeljak/14.	0	2	utorak/1.	10	120	nedjelja/27.	781	voz/dan	1417	998	139	1154	1025	
Decembar	I	nedjelja/4.	4	0	petak/30.	13	133	nedjelja/18.	183	datum/dan	1458	521	79	703	347	
	II	nedjelja/4.	3	0	ponedjeljak/26.	14	132	subota/17.	165	voz/dan	1367	423	45	534	308	
	I+II	nedjelja/4.	3	1	petak/30.	13	173	nedjelja/18.	375	datum/dan	1925	943	124	1237	655	
Godina	I	utorak/5.1.	23	0	četvrtak/23.6.	8	258	nedjelja/18.12.	183	voz/dan	1643	576	95	691	619	867
	II	petak/1.1.	1	0	četvrtak/23.6.	14	310	subota/17.12.	165	datum/dan	2093	586	76	649	690	863
	I+II	utorak/5.1.	23	1	četvrtak/23.6.	14	354	nedjelja/18.12.	375	voz/dan	3480	1162	170	1340	1310	1730

BROJANJE VOZILA NA MREŽI PUTEVA U REPUBLICI SRPSKOJ – 2016. GODINA
VEHICLE COUNTING ON THE ROAD NETWORK OF THE REPUBLIC OF SRPSKA – YEAR 2016

TRAFFIC PARAMETERS

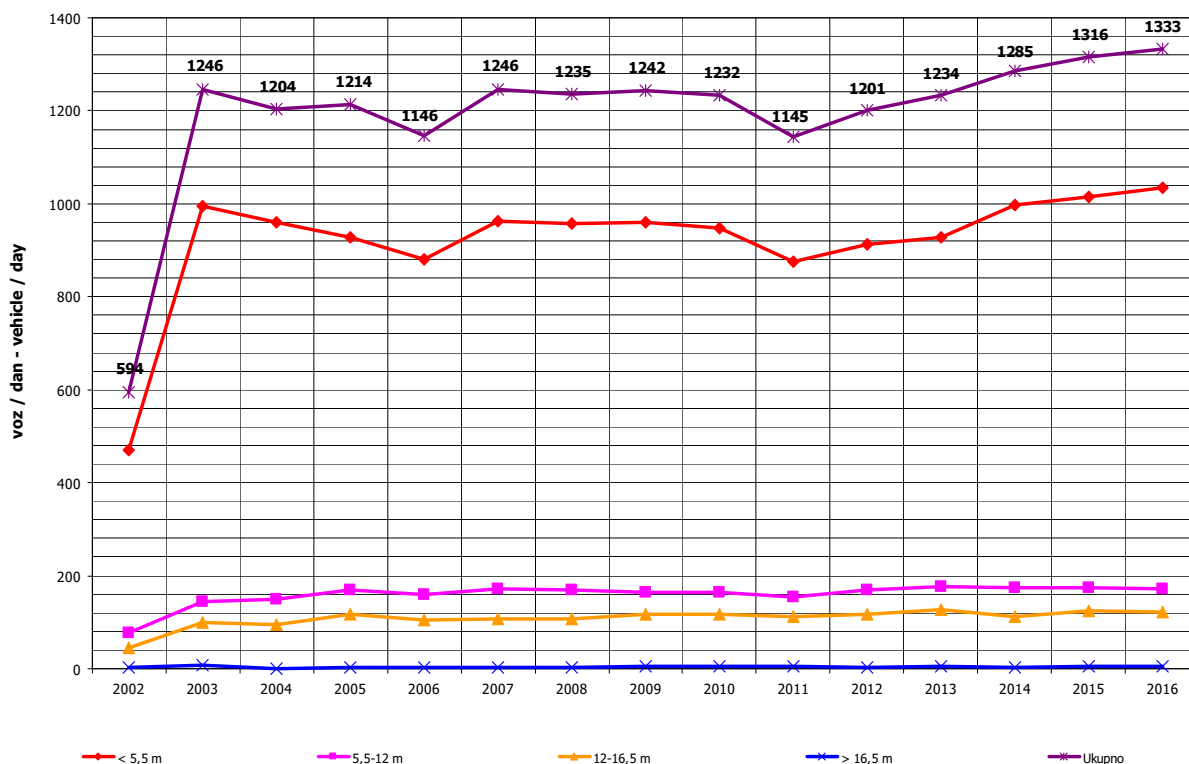
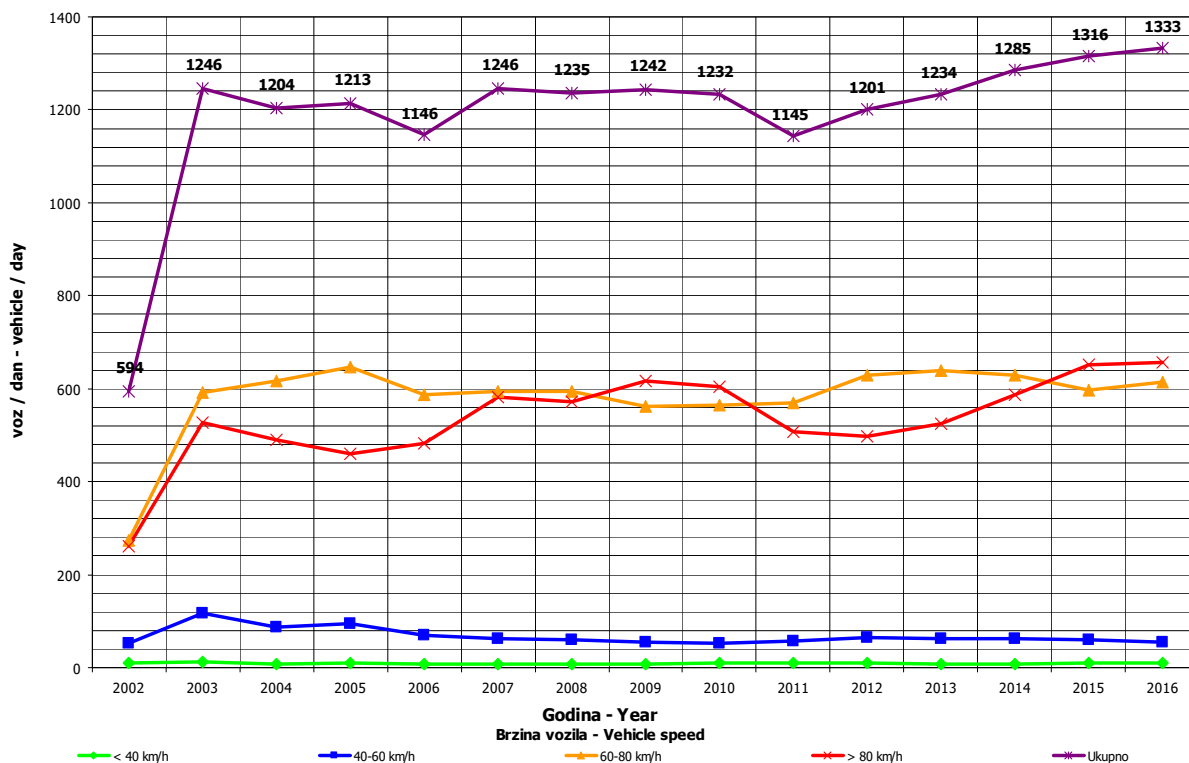
Automatic counter number 000019
 Location / Mileage [km+m] Bajvine / 2+951,00
 Road number / Section M 16 (MI-101) / Crna Rijeka - granica / border RS (Ugar)

Month	Direction	minimum hour		maximum hour		minimum day		maximum day		veh/day	date/day	veh/day	day time average (5-21 h)	night average (21-05 h)	working day average	weekend average	summer average
		date/day	hour	date/day	hour	date/day	veh/h	date/day	veh/h								
January	I	5/Tuesday	23	0	22/Friday	15	55	7/Thursday	235	22/Friday	598	371	40	456	348		
	II	1/Friday	1	0	2/Saturday	11	107	1/Friday	330	3/Sunday	1032	467	39	481	541		
	I+II	5/Tuesday	23	1	2/Saturday	12	145	1/Friday	615	3/Sunday	1427	838	79	937	889		
February	I	3/Wednesday	0	0	26/Friday	17	70	7/Sunday	254	26/Friday	720	408	44	489	357		
	II	4/Thursday	3	0	21/Sunday	15	65	13/Saturday	253	26/Friday	569	404	44	456	425		
	I+II	21/Sunday	3	2	26/Friday	14	108	13/Saturday	633	26/Friday	1289	812	88	945	782		
March	I	7/Monday	0	0	25/Friday	13	111	9/Wednesday	327	25/Friday	1395	535	76	648	503		
	II	3/Thursday	3	1	6/Sunday	17	66	9/Wednesday	299	31/Thursday	662	473	53	539	491		
	I+II	6/Sunday	0	2	25/Friday	13	159	9/Wednesday	626	25/Friday	2045	1008	129	1187	993		
April	I	10/Sunday	4	0	1/Friday	12	108	3/Sunday	355	1/Friday	1411	572	86	672	631		
	II	16/Saturday	1	1	4/Monday	16	144	23/Saturday	419	4/Monday	1617	594	68	683	618		
	I+II	4/Monday	1	3	4/Monday	16	188	3/Sunday	917	4/Monday	2161	1166	154	1356	1249		
May	I	2/Monday	3	0	13/Friday	15	93	1/Sunday	467	12/Thursday	1006	570	88	694	594		
	II	7/Saturday	2	1	22/Sunday	16	97	5/Thursday	518	15/Sunday	968	592	75	644	709		
	I+II	26/Thursday	4	2	13/Friday	15	164	5/Thursday	1028	12/Thursday	1699	1162	163	1337	1303		
June	I	8/Wednesday	3	1	23/Thursday	8	258	5/Sunday	494	23/Thursday	1567	660	108	796	690	768	
	II	8/Wednesday	16	0	23/Thursday	14	310	11/Saturday	498	23/Thursday	1388	645	87	699	825	733	
	I+II	3/Friday	3	5	23/Thursday	14	354	8/Wednesday	1087	23/Thursday	2955	1305	195	1496	1514	1500	
July	I	4/Monday	2	3	31/Sunday	14	106	5/Tuesday	748	30/Saturday	1643	857	192	993	1169	1050	
	II	5/Tuesday	3	1	31/Sunday	16	156	2/Sunday	609	31/Sunday	1397	780	128	848	1031	907	
	I+II	5/Tuesday	3	7	30/Saturday	16	241	5/Tuesday	1396	30/Saturday	2967	1637	320	1841	2199	1957	
August	I	28/Sunday	2	1	7/Sunday	20	236	28/Sunday	593	6/Saturday	1451	809	181	955	1089	989	
	II	31/Wednesday	1	1	7/Sunday	13	198	31/Wednesday	758	7/Sunday	2093	962	159	1016	1421	1121	
	I+II	31/Wednesday	1	5	7/Sunday	20	317	31/Wednesday	1444	7/Sunday	3480	1771	339	1971	2510	2110	
September	I	14/Wednesday	1	0	10/Saturday	19	104	25/Sunday	391	2/Friday	920	574	88	686	596	662	
	II	26/Monday	3	1	11/Sunday	16	93	24/Saturday	572	11/Sunday	980	614	78	669	757	692	
	I+II	19/Monday	1	4	3/Saturday	17	151	25/Sunday	1092	2/Friday	1757	1188	166	1355	1353	1354	
October	I	7/Friday	1	0	29/Saturday	12	142	2/Sunday	354	29/Saturday	1233	550	85	635	636		
	II	2/Sunday	5	1	31/Monday	14	132	29/Saturday	463	31/Monday	1367	561	63	633	606		
	I+II	26/Wednesday	1	2	29/Saturday	12	183	11/Tuesday	994	31/Monday	1819	1112	148	1267	1242		
November	I	1/Tuesday	1	0	4/Friday	15	64	27/Sunday	293	11/Friday	806	480	70	567	473		
	II	14/Monday	2	1	1/Tuesday	10	93	26/Saturday	405	1/Tuesday	957	519	69	587	552		
	I+II	14/Monday	0	2	1/Tuesday	10	120	27/Sunday	781	11/Friday	1417	998	139	1154	1025		
December	I	4/Sunday	4	0	30/Friday	13	133	18/Sunday	183	30/Friday	1458	521	79	703	347		
	II	4/Sunday	3	0	26/Monday	14	132	17/Saturday	165	26/Monday	1367	423	45	534	308		
	I+II	4/Sunday	3	1	30/Friday	13	173	18/Sunday	375	30/Friday	1925	943	124	1237	655		
Year	I	January 5/Tuesday	23	0	June 23/Thursday	8	258	December 18/Sunday	183	July 30/Saturday	1643	576	95	691	619	867	
	II	January 1/Friday	1	0	June 23/Thursday	14	310	December 17/Saturday	165	August 7/Sunday	2093	586	76	649	690	863	
	I+II	January 5/Tuesday	23	1	June 23/Thursday	14	354	December 18/Sunday	375	August 7/Sunday	3480	1162	170	1340	1310	1730	

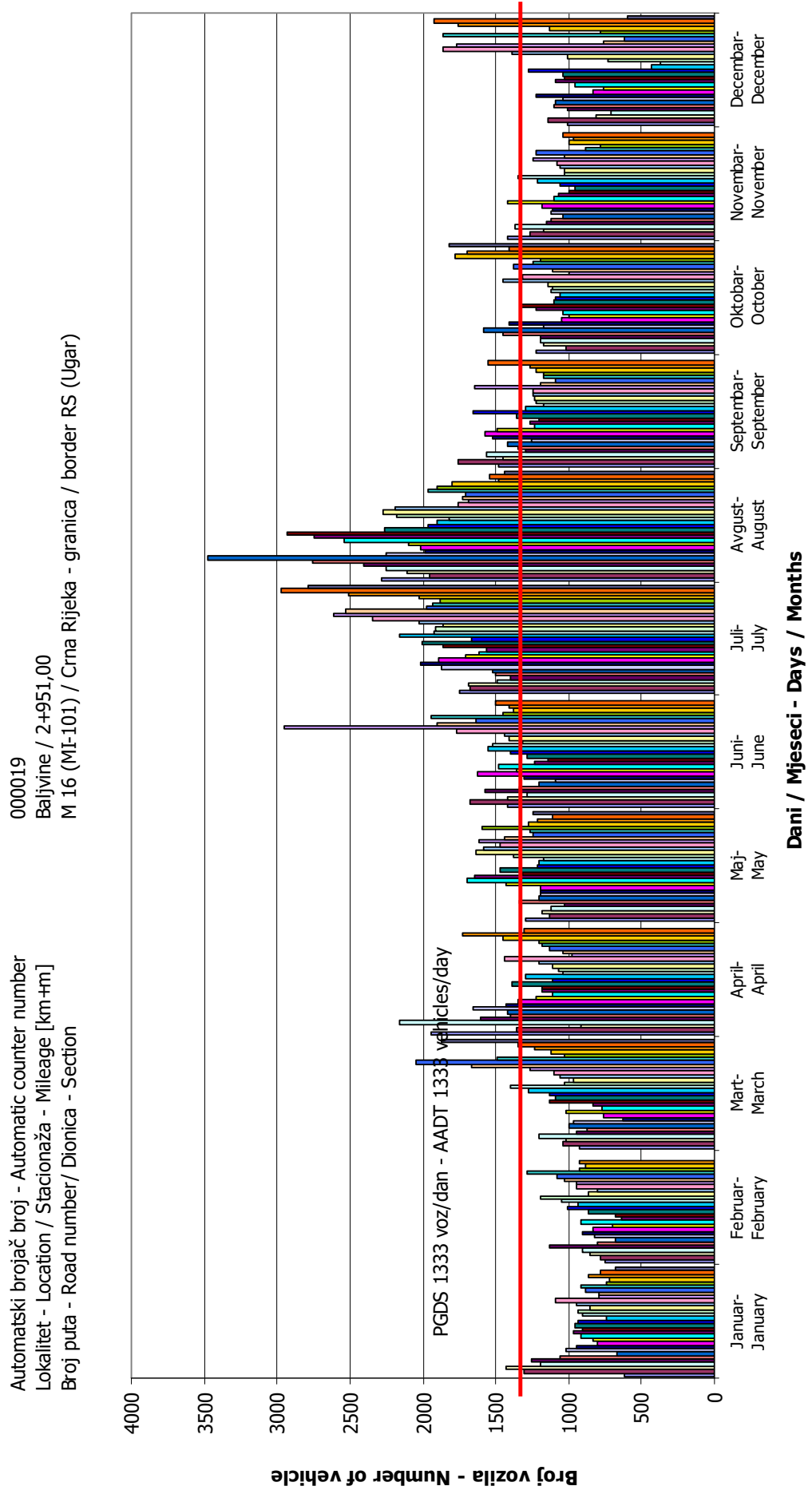
GODIŠNJA NERAVNOMJERNOST SAOBRAĆAJNOG TOKA TRAFFIC FLOW ANNUAL VARIATION

Automatski brojač broj - Automatic counter number
 Lokalizet - Location / Stacionaža - Mileage [km+m]
 Broj puta - Road number / Dionica - Section

000019
 Baljvine / 2+951,00
 M 16 (MI-101) / Crna Rijeka - granica / border
 RS (Ugar)



**DNEVNA NERAVNOMJERNOST SAOBRAĆAJNOG TOKA
 TRAFFIC FLOW DAILY VARIATION**

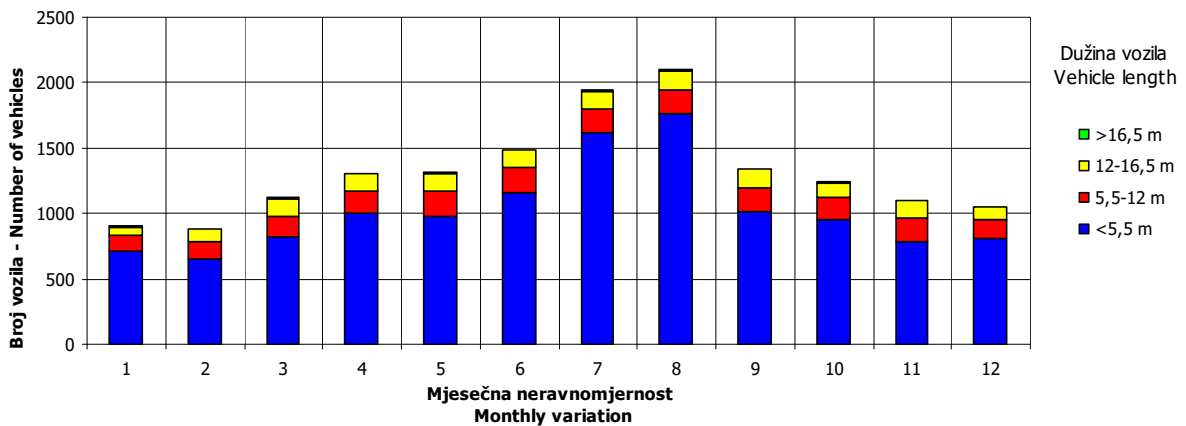
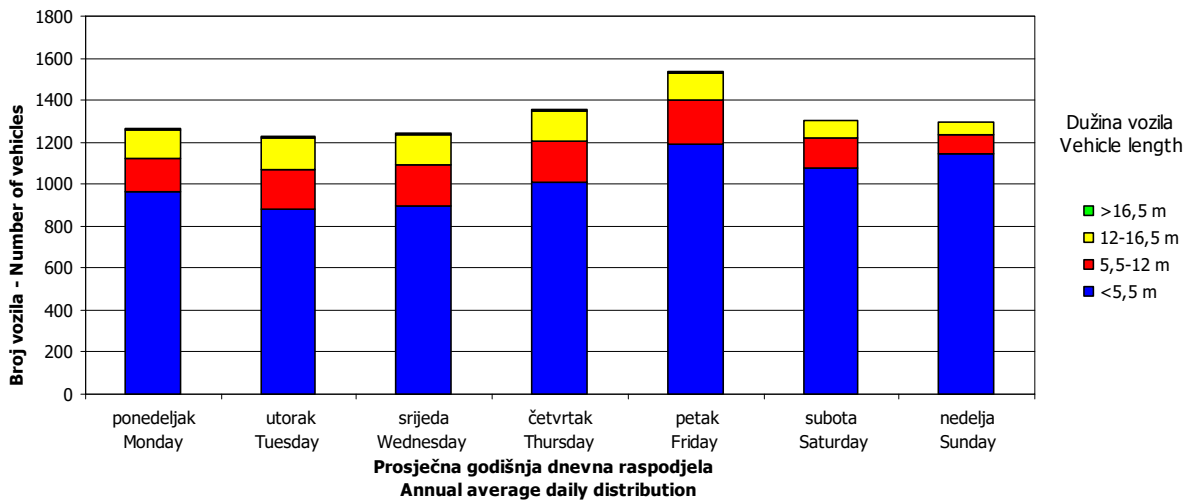
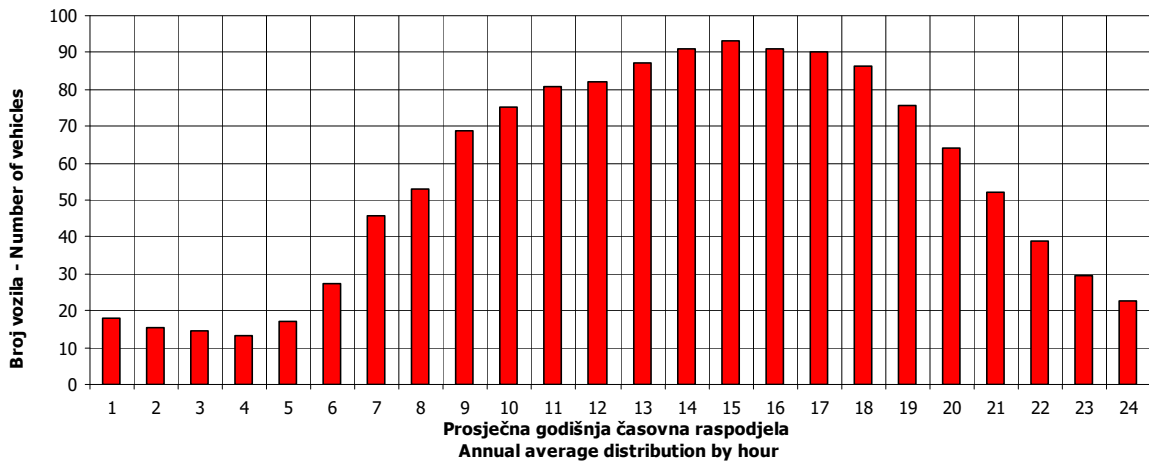


VREMENSKA RASPODJELA SAOBRAĆAJNOG TOKA TRAFFIC FLOW TIME DISTRIBUTION

Automatski brojač broj - Automatic counter number
 Lokalizet - Location / Stacionaža - Mileage [km+m]
 Broj puta - Road number / Dionica - Section

000019
 Baljvine / 2+951,00
 M 16 (MI-101) / Crna Rijeka - granica / border
 RS (Ugar)

PGDS 1333 voz/dan AADT 1333 veh/day



SATNA DISTRIBUCIJA SAOBRAĆAJNOG TOKA TRAFFIC FLOW HOURLY DISTRIBUTION

Automatski brojač broj - Automatic counter number

000019

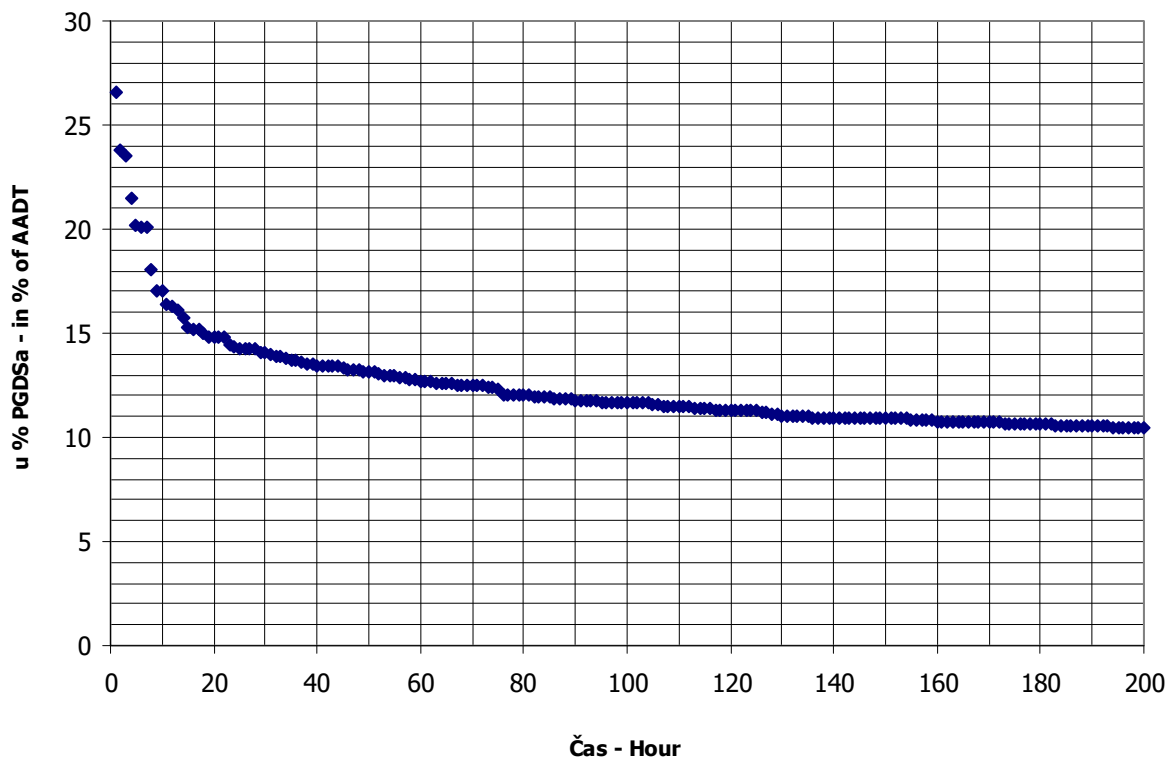
Lokalitet - Location / Stacionaža - Mileage [km+m]

Baljvine / 2+951,00

Broj puta - Road number / Dionica - Section

M 16 (MI-101) / Crna Rijeka - granica / border
 RS (Ugar)

PGDS - AADT	1333 voz/dan - veh/day							
Čas - Hour	Maksimalni vršni sat - Maximum peak hour	10	20	30	40	50	100	200
Sat u danu - Hour of day	14	16	15	14	12	18	13	17
Sat u godini - Hour in year	4191	5105	4192	2271	2269	5395	5102	5058
Dan - Day of week	četrvtak - Thursday	nedelja - Sunday	četrvtak - Thursday	ponedeljak - Monday	ponedeljak - Monday	petak - Friday	nedelja - Sunday	petak - Friday
Datum - Date	23	31	23	4	4	12	31	29
Mjesec - Month	juni - June	juli - July	juni - June	april - April	april - April	avgust - August	juli - July	juli - July
Vrijednost - Value	354	227	197	187	179	175	155	139
% - percent	26.56	17.03	14.78	14.03	13.43	13.13	11.63	10.43



BROJANJE VOZILA NA MREŽI PUTEVA U REPUBLICI SRPSKOJ – 2016. GODINA
VEHICLE COUNTING ON THE ROAD NETWORK OF THE REPUBLIC OF SRPSKA – YEAR 2016

MJESEČNI BROJ VOZILA
MONTHLY NUMBER OF VEHICLES

Automatski brojač broj - Automatic counter number
 Lokalitet - Location / Stacionaža - Mileage [km+m]
 Broj puta - Road number / Dionica - Section

000020
 Jezero / 10+796,00
 M 5 (MI-112) / Mrkonjić Grad - Jezero

	Mjesec - Month											
	Januar- January	Februar- February	Mart- March	April- April	Maj- May	Jun- June	Juli- July	August- August	Septembar- September	Oktober- October	Novembar- November	Decembar- December
1	1826	2097	2155	3203	2910	2612	3318	3812	2999	2891	2555	2274
2	2339	2268	2353	3333	3007	3024	3355	3598	3202	2568	2559	2498
3	2172	2094	2173	2700	2642	3036	3316	3749	3226	2729	2540	2440
4	2439	2100	2379	2981	2823	2840	3115	3599	2786	2528	2817	1765
5	2445	2075	2127	2599	2955	2770	3001	3996	2906	2700	2879	2259
6	2294	2029	2045	2922	2842	2886	3373	4081	3001	2849	2477	2253
7	1825	1744	2357	2760	2711	2561	3069	4155	3251	3136	2656	2484
8	2390	1965	1999	2869	2469	2827	3295	3843	2388	2938	2551	2266
9	2172	2097	1530	2748	2684	2806	3266	3487	3127	2901	2400	2075
10	1999	2245	1730	2542	2575	3064	3141	3658	3218	2702	2607	1859
11	2266	2303	2003	2488	2944	2877	3356	3407	3073	2630	3115	1460
12	2118	2469	2062	2255	3042	2887	3119	3700	2942	2696	2912	1918
13	2393	2238	1871	2626	3006	2720	3234	3579	2744	2835	2493	2037
14	2102	1860	2311	2675	2689	2636	3431	3515	2793	2978	2684	2082
15	1815	2229	2185	2890	2410	2764	3303	3737	2768	2570	2064	1992
16	1884	2192	2332	2442	2616	2804	4599	3066	3139	2556	2765	2281
17	1612	2036	2521	2427	2440	2997	3753	3312	2978	2600	2659	1930
18	2016	2149	2908	2505	2723	2880	3634	3469	2524	2351	2824	1776
19	1989	2410	2587	2417	2859	2625	3280	3508	2813	2642	2586	2162
20	1636	2089	2270	2555	3034	2823	3779	3250	2913	2578	2731	2200
21	1668	2091	2329	2506	2995	2592	3569	3250	2824	2903	2548	2498
22	2047	2214	2220	2762	2709	2994	4081	3065	2828	2663	2445	2752
23	1982	2182	2367	2882	2750	3707	4122	2964	3216	2514	2574	2917
24	1694	2183	2291	2389	2728	3636	3846	3038	2828	2608	2310	2340
25	2268	2296	2531	2569	2758	3073	3768	3037	2621	2504	2597	1862
26	2309	2685	2100	2499	2794	3418	3479	3421	2925	2752	2408	2537
27	2079	2409	2334	2608	3202	4320	3718	3277	2589	2604	1827	2204
28	2176	2122	2500	3038	2939	2923	3716	2961	2802	3219	2464	2455
29	2374	2310	2552	3819	2920	2975	4022	3013	2705	3231	2250	2716
30	2029		2653	2954	2608	2944	4053	2766	3089	3013	2376	2776
31	1677		3245		2284		3776	3039		2981		2469
Ukupno- Total	64004	63116	70998	81978	86049	89066	109980	106430	87223	85379	76650	69523
Prosje- Average	2065	2176	2290	2733	2776	2969	3548	3433	2907	2754	2555	2243
Godišnji prosjek (PGDS) - Annual average (AADT)												2706

BROJANJE VOZILA NA MREŽI PUTEVA U REPUBLICI SRPSKOJ – 2016. GODINA
VEHICLE COUNTING ON THE ROAD NETWORK OF THE REPUBLIC OF SRPSKA – YEAR 2016

STRUKTURA SAOBRAĆAJNOG TOKA
TRAFFIC FLOW COMPOSITION

Automatski brojač broj - Automatic counter number
 Lokalitet - Location / Stacionaža - Mileage [km+m]
 Broj puta - Road number / Dionica - Section

000020
 Jezero / 10+796,00
 M 5 (MI-112) / Mrkonjić Grad - Jezero

Mjesec - Month	Smjer - Direction	Dužina vozila - Vehicle length								Ukupno - Total
		< 5,5 m	(%)	5,5 - 12 m	(%)	12 - 16,5 m	(%)	< 16,5 m	(%)	
Januar - January	I	28303	90.2	2361	7.5	694	2.2	5	0.0	31364
	II	29118	89.2	2683	8.2	829	2.5	10	0.0	32640
	ukupno - total	57421	89.7	5044	7.9	1523	2.4	15	0.0	64004
Februar - February	I	27973	89.2	2447	7.8	919	2.9	9	0.0	31348
	II	27684	87.1	2922	9.2	1132	3.6	30	0.1	31768
	ukupno - total	55657	88.2	5369	8.5	2051	3.2	39	0.1	63116
Mart - March	I	31399	88.3	2975	8.4	1181	3.3	10	0.0	35566
	II	30585	86.3	3488	9.8	1334	3.8	25	0.1	35433
	ukupno - total	61985	87.3	6464	9.1	2515	3.5	35	0.0	70998
April - April	I	35812	88.3	3227	8.0	1492	3.7	13	0.0	40544
	II	36046	87.0	3619	8.7	1755	4.2	15	0.0	41435
	ukupno - total	71857	87.7	6846	8.4	3246	4.0	28	0.0	81978
Maj - May	I	37702	88.2	3368	7.9	1639	3.8	14	0.0	42723
	II	37753	87.1	3680	8.5	1882	4.3	10	0.0	43326
	ukupno - total	75455	87.7	7048	8.2	3522	4.1	24	0.0	86049
Juni - June	I	38861	87.9	3648	8.2	1709	3.9	16	0.0	44234
	II	38480	85.8	4307	9.6	2026	4.5	18	0.0	44832
	ukupno - total	77342	86.8	7955	8.9	3735	4.2	34	0.0	89066
Juli - July	I	49752	89.6	3830	6.9	1928	3.5	11	0.0	55521
	II	47877	87.9	4321	7.9	2245	4.1	16	0.0	54459
	ukupno - total	97629	88.8	8151	7.4	4172	3.8	27	0.0	109980
Avgust - August	I	46838	89.5	3650	7.0	1836	3.5	9	0.0	52334
	II	47513	87.8	4369	8.1	2082	3.8	132	0.2	54097
	ukupno - total	94352	88.7	8020	7.5	3918	3.7	141	0.1	106430
Septembar - September	I	37822	87.8	3463	8.0	1768	4.1	14	0.0	43067
	II	37947	85.9	4059	9.2	2133	4.8	17	0.0	44157
	ukupno - total	75769	86.9	7522	8.6	3901	4.5	31	0.0	87223
Oktobar - October	I	37099	87.5	3474	8.2	1824	4.3	21	0.0	42419
	II	36571	85.1	4164	9.7	2185	5.1	40	0.1	42960
	ukupno - total	73670	86.3	7639	8.9	4009	4.7	61	0.1	85379
Novembar - November	I	33028	87.1	3232	8.5	1621	4.3	21	0.1	37903
	II	32863	84.8	3881	10.0	1981	5.1	22	0.1	38747
	ukupno - total	65891	86.0	7114	9.3	3602	4.7	43	0.1	76650
Decembar - December	I	30759	88.2	2949	8.5	1152	3.3	14	0.0	34874
	II	29409	84.9	3837	11.1	1275	3.7	128	0.4	34648
	ukupno - total	60169	86.5	6786	9.8	2427	3.5	142	0.2	69523
Ukupno (godišnje) - Total (annual)	I	435349	88.5	38626	7.9	17763	3.6	158	0.0	491896
	II	431847	86.6	45332	9.1	20858	4.2	463	0.1	498500
	ukupno - total	867196	87.6	83958	8.5	38621	3.9	621	0.1	990396
Prosjeak (PGDS) - Average (AADT)	I	1189	88.5	106	7.9	49	3.6	0	0.0	1344
	II	1180	86.6	124	9.1	57	4.2	1	0.1	1362
	ukupno - total	2369	87.6	229	8.5	106	3.9	2	0.1	2706

BROJANJE VOZILA NA MREŽI PUTEVA U REPUBLICI SRPSKOJ – 2016. GODINA
VEHICLE COUNTING ON THE ROAD NETWORK OF THE REPUBLIC OF SRPSKA – YEAR 2016

SAOBRAĆAJNI POKAZATELJI

000020
 Jezero / 10+796,00
 M 5 (MI-112) / Mrkonjić Grad - Jezero

Automatski brojač broj
 Lokaliteta / Stacionaža [km+m]
 Broj puta / Dionica

Mjesec	Snjier	minimalni čas			maksimalni čas			minimalni dan		maksimalni dan		dnevni prosjek (05-21 h)	noćni prosjek (21-05 h)	prosijek radnim danom	prosijek vikendom	ljetni prosjek
		datum/dan	čas	voz/h	datum/dan	čas	voz/h	datum/dan	voz/dan	datum/dan	voz/dan					
Januar	I	nedjelja/17.	5	2	124	nedjelja/3.	15	124	nedjelja/17.	693	petak/29.	1210	879	133	1063	941
	II	četvrtak/21.	4	1	121	subota/2.	13	121	srijeda/20.	805	utorak/5.	1249	926	128	1077	1021
	I+II	srijeda/13.	2	8	239	nedjelja/3.	15	239	nedjelja/17.	1612	utorak/5.	2445	1805	261	2141	1962
Februar	I	petak/5.	3	1	120	petak/26.	13	120	nedjelja/7.	830	petak/26.	1345	964	117	1107	1013
	II	srijeda/3.	1	1	109	nedjelja/28.	17	109	nedjelja/7.	914	petak/26.	1340	993	104	1112	1060
	I+II	utorak/2.	1	4	210	petak/26.	13	210	nedjelja/7.	1744	petak/26.	2685	1957	221	2219	2073
Mart	I	ponedjeljak/14.	1	1	147	četvrtak/31.	15	147	srijeda/9.	771	četvrtak/31.	1711	1019	128	1167	1090
	II	četvrtak/3.	3	1	134	četvrtak/31.	14	134	srijeda/9.	759	četvrtak/31.	1534	1031	113	1165	1084
	I+II	petak/11.	3	4	245	četvrtak/31.	14	245	srijeda/9.	1530	četvrtak/31.	3245	2050	241	2331	2175
April	I	srijeda/20.	2	2	164	subota/2.	12	164	utorak/12.	1117	petak/29.	1892	1183	168	1319	1415
	II	petak/8.	3	2	169	ponedjeljak/4.	14	169	utorak/12.	1138	petak/29.	1927	1228	153	1367	1409
	I+II	srijeda/20.	2	5	298	petak/29.	16	298	utorak/12.	2255	petak/29.	3819	2410	322	2686	2824
Maj	I	četvrtak/26.	2	3	155	nedjelja/29.	17	155	utorak/31.	1114	petak/27.	1684	1204	175	1387	1363
	II	petak/6.	3	1	144	nedjelja/29.	17	144	utorak/31.	1170	nedjelja/29.	1561	1233	165	1394	1405
	I+II	srijeda/4.	3	7	251	ponedjeljak/2.	13	251	utorak/31.	2284	petak/27.	3202	2436	340	2781	2768
Juni	I	četvrtak/16.	1	1	194	ponedjeljak/27.	12	194	utorak/7.	1236	ponedjeljak/27.	2118	1279	195	1489	1429
	II	ponedjeljak/6.	3	2	176	nedjelja/26.	18	176	srijeda/1.	1283	ponedjeljak/27.	2202	1297	197	1495	1492
	I+II	četvrtak/16.	1	8	312	ponedjeljak/27.	13	312	utorak/7.	2561	ponedjeljak/27.	4320	2576	392	2984	2921
Juli	I	petak/8.	3	5	191	subota/16.	11	191	utorak/5.	1496	subota/16.	2592	1527	263	1731	1912
	II	ponedjeljak/11.	3	4	213	subota/30.	16	213	četvrtak/7.	1505	subota/16.	2007	1506	249	1729	1810
	I+II	srijeda/13.	3	13	337	subota/30.	13	337	utorak/5.	3001	subota/16.	4599	3033	511	3460	3723
Avgust	I	četvrtak/18.	2	4	205	nedjelja/7.	20	205	utorak/30.	1348	subota/6.	2088	1448	240	1681	1705
	II	utorak/16.	5	0	174	nedjelja/21.	18	174	utorak/30.	1418	nedjelja/7.	2144	1507	236	1723	1803
	I+II	četvrtak/18.	2	11	347	subota/6.	15	347	utorak/30.	2766	nedjelja/7.	4155	2955	476	3404	3509
Septembar	I	utorak/6.	2	2	151	subota/10.	14	151	nedjelja/18.	1157	petak/2.	1669	1282	174	1439	1426
	II	petak/2.	3	2	156	subota/3.	19	156	četvrtak/8.	1222	srijeda/7.	1796	1302	170	1468	1481
	I+II	petak/2.	3	5	277	nedjelja/11.	15	277	četvrtak/8.	2388	srijeda/7.	3251	2563	344	2907	2907
Oktobar	I	srijeda/19.	1	3	147	petak/21.	15	147	utorak/18.	1172	subota/29.	1735	1206	162	1358	1390
	II	srijeda/19.	4	1	165	nedjelja/30.	13	165	utorak/18.	1179	subota/29.	1684	1238	147	1381	1394
	I+II	srijeda/19.	1	5	251	četvrtak/6.	15	251	utorak/18.	2351	ponedjeljak/31.	3231	2444	309	2739	2785
Novembar	I	utorak/15.	3	2	127	petak/11.	15	127	nedjelja/27.	881	subota/29.	1607	1123	165	1272	1245
	II	srijeda/2.	1	1	152	nedjelja/6.	16	152	nedjelja/27.	946	petak/11.	1508	1162	158	1290	1295
	I+II	srijeda/2.	1	4	241	srijeda/16.	15	241	nedjelja/27.	1827	petak/11.	3115	2285	323	2562	2540
Decembar	I	četvrtak/15.	3	1	152	petak/30.	15	152	nedjelja/11.	689	petak/23.	1561	999	127	1175	1003
	II	četvrtak/1.	1	1	138	petak/30.	13	138	nedjelja/11.	771	petak/30.	1417	1001	117	1172	986
	I+II	ponedjeljak/19.	3	5	256	petak/23.	14	256	nedjelja/11.	1460	petak/23.	2917	2000	243	2347	1989
Godina	I	petak/5.2.	3	1	205	nedjelja/7.8.	20	205	nedjelja/11.12.	689	subota/16.7.	2592	1174	170	1349	1596
	II	utorak/16.8.	5	0	213	subota/30.7.	16	213	srijeda/9.3.	759	ponedjeljak/27.6.	2202	1202	161	1364	1353
	I+II	utorak/2.2.	1	4	347	subota/6.8.	15	347	nedjelja/11.12.	1460	subota/16.7.	4599	2376	332	2714	2681

BROJANJE VOZILA NA MREŽI PUTEVA U REPUBLICI SRPSKOJ – 2016. GODINA
VEHICLE COUNTING ON THE ROAD NETWORK OF THE REPUBLIC OF SRPSKA – YEAR 2016

TRAFFIC PARAMETERS

Automatic counter number
 Location / Mileage [km+m]
 Road number / Section

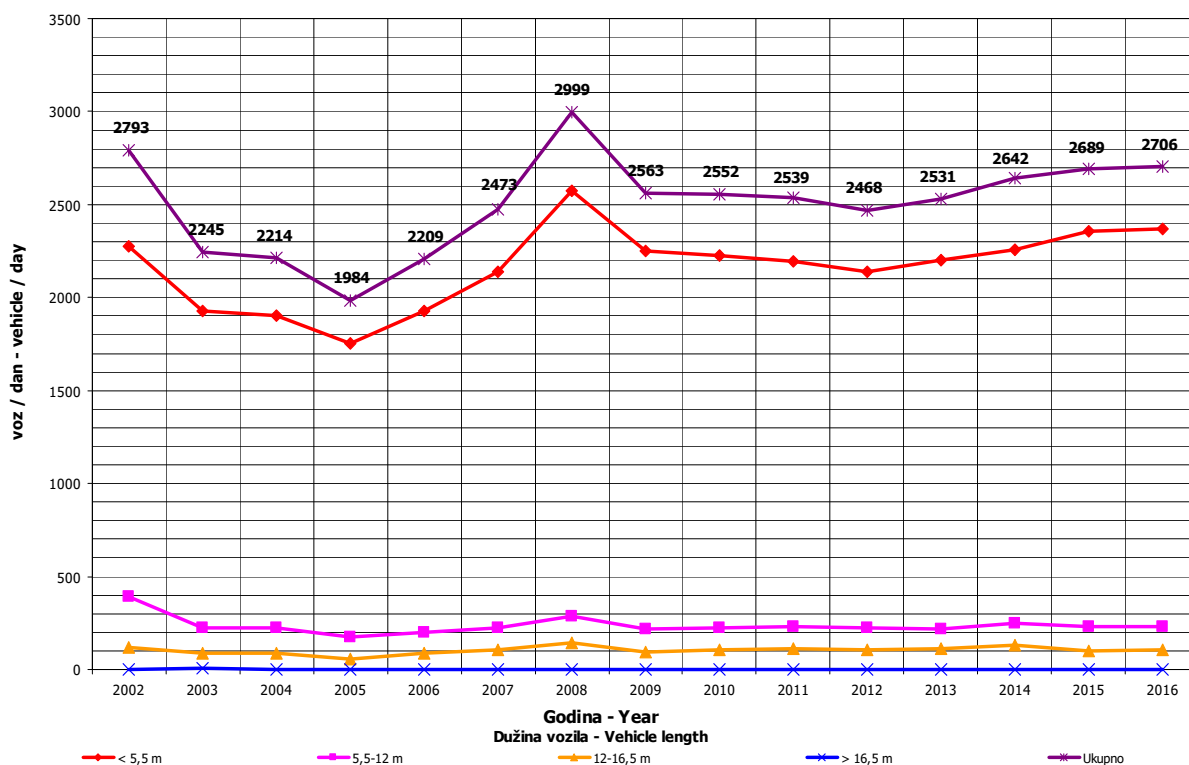
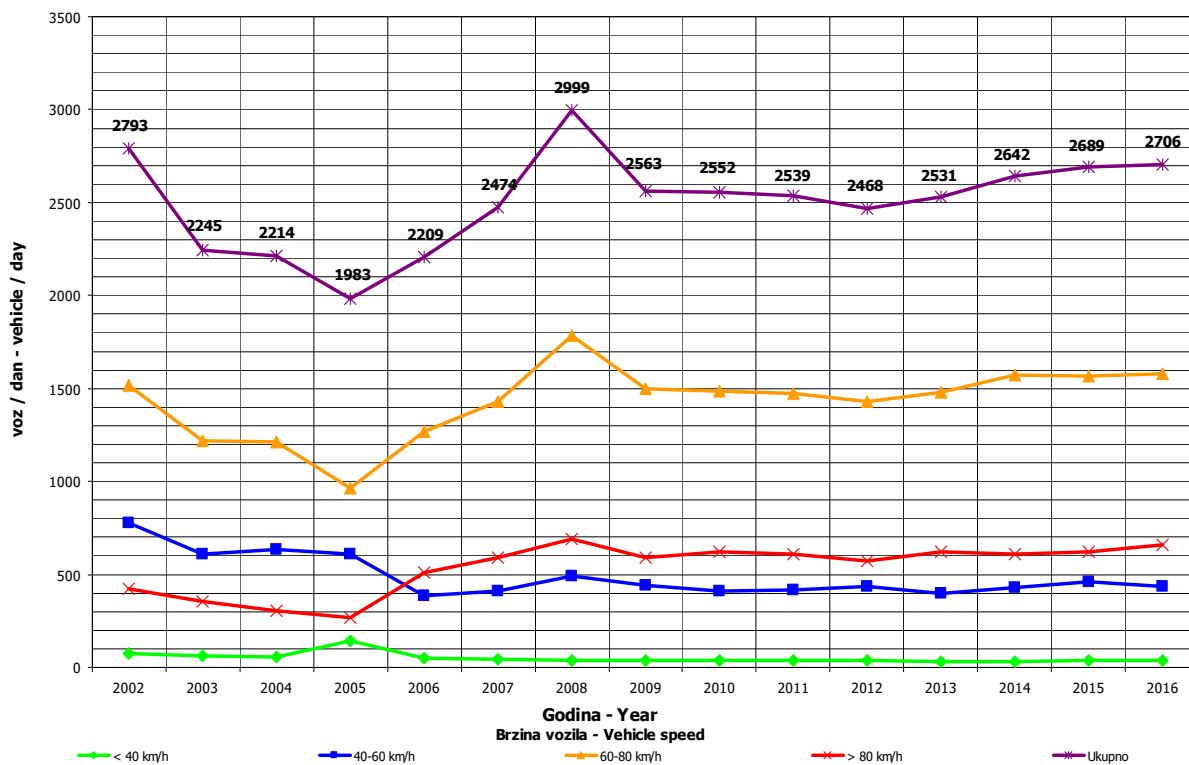
000020
 Jezero / 10+796,00
 M 5 (M1-112) / Mrkonjić Grad - Jezero

Month	Direction	minimum hour		maximum hour		minimum day		maximum day		veh/day	date/day	veh/day	veh/day	day time average (5-21 h)	night average (21-05 h)	working day average	weekend average	summer average
		date/day	hour	date/day	hour	date/day	veh/day	date/day	veh/day									
January	I	17/Sunday	5	2	3/Sunday	15	124	17/Sunday	693	29/Friday	1210	879	133	1063	941			
	II	21/Thursday	4	1	2/Saturday	13	121	20/Wednesday	805	5/Tuesday	1249	926	128	1077	1021			
	I+II	13/Wednesday	2	8	3/Sunday	15	239	17/Sunday	1612	5/Tuesday	2445	1805	261	2141	1962			
February	I	5/Friday	3	1	26/Friday	13	120	7/Sunday	830	26/Friday	1345	964	117	1107	1013			
	II	3/Wednesday	1	1	28/Sunday	17	109	7/Sunday	914	26/Friday	1340	993	104	1112	1060			
	I+II	2/Tuesday	1	4	26/Friday	13	210	7/Sunday	1744	26/Friday	2685	1957	221	2219	2073			
March	I	14/Monday	1	1	31/Thursday	15	147	9/Wednesday	771	31/Thursday	1711	1019	128	1167	1090			
	II	3/Thursday	3	1	31/Thursday	14	134	9/Wednesday	759	31/Thursday	1534	1031	113	1165	1084			
	I+II	11/Friday	3	4	31/Thursday	14	245	9/Wednesday	1530	31/Thursday	3245	2050	241	2331	2175			
April	I	20/Wednesday	2	2	2/Saturday	12	164	12/Tuesday	1117	29/Friday	1892	1183	168	1319	1415			
	II	8/Friday	3	2	4/Monday	14	169	12/Tuesday	1138	29/Friday	1927	1228	153	1367	1409			
	I+II	20/Wednesday	2	5	29/Friday	16	298	12/Tuesday	2255	29/Friday	3819	2410	322	2686	2824			
May	I	6/Friday	2	3	2/Monday	13	144	31/Tuesday	1114	27/Friday	1684	1204	175	1387	1363			
	II	26/Thursday	3	1	29/Sunday	17	155	31/Tuesday	1170	29/Sunday	1561	1233	165	1394	1405			
	I+II	4/Wednesday	3	7	2/Monday	13	251	31/Tuesday	2284	27/Friday	3202	2436	340	2781	2768			
June	I	16/Thursday	1	1	27/Monday	12	194	7/Tuesday	1236	27/Monday	2118	1279	195	1489	1429			
	II	6/Monday	3	2	26/Sunday	18	176	4/Wednesday	1283	27/Monday	2202	1297	197	1495	1492			
	I+II	16/Thursday	1	8	27/Monday	13	312	7/Tuesday	2561	27/Monday	4320	2576	392	2984	2921			
July	I	8/Friday	3	5	16/Saturday	11	191	5/Tuesday	1496	16/Saturday	2592	1527	263	1731	1912			
	II	11/Monday	3	4	30/Saturday	16	213	7/Thursday	1505	16/Saturday	2007	1506	249	1729	1810			
	I+II	13/Wednesday	3	13	30/Saturday	13	337	5/Tuesday	3001	16/Saturday	4599	3033	511	3460	3723			
August	I	18/Thursday	2	4	7/Sunday	20	205	30/Tuesday	1348	6/Saturday	2088	1448	240	1681	1705			
	II	16/Tuesday	5	0	21/Sunday	18	174	30/Tuesday	1418	7/Sunday	2144	1507	236	1723	1803			
	I+II	18/Thursday	2	11	6/Saturday	15	347	30/Tuesday	2766	7/Sunday	4155	2955	476	3404	3509			
September	I	6/Tuesday	2	2	10/Saturday	14	151	18/Sunday	1157	2/Friday	1669	1262	174	1439	1426			
	II	2/Friday	3	2	3/Saturday	19	156	8/Thursday	1222	7/Wednesday	1796	1302	170	1468	1481			
	I+II	2/Friday	3	5	11/Sunday	15	277	8/Thursday	2388	7/Wednesday	3251	2563	344	2907	2907			
October	I	19/Wednesday	1	3	21/Friday	15	147	18/Tuesday	1172	29/Saturday	1735	1206	162	1358	1390			
	II	19/Wednesday	4	1	20/Sunday	13	165	18/Tuesday	1179	31/Monday	1684	1238	147	1381	1394			
	I+II	19/Wednesday	1	5	6/Thursday	15	251	18/Tuesday	2351	29/Saturday	3231	2444	309	2739	2785			
November	I	15/Tuesday	3	2	11/Friday	15	127	27/Sunday	881	11/Friday	1607	1123	165	1272	1245			
	II	2/Wednesday	1	1	6/Sunday	16	152	27/Sunday	946	11/Friday	1508	1162	158	1290	1295			
	I+II	2/Wednesday	1	4	16/Wednesday	15	241	27/Sunday	1827	11/Friday	3115	2285	323	2562	2540			
December	I	15/Thursday	3	1	30/Friday	15	152	11/Sunday	689	23/Friday	1561	999	127	1175	1003			
	II	1/Thursday	1	1	30/Friday	13	138	11/Sunday	771	30/Friday	1417	1001	117	1172	986			
	I+II	19/Monday	3	5	23/Friday	14	256	11/Sunday	1460	23/Friday	2917	2000	243	2347	1989			
Year	I	February 5/Friday	3	1	August 7/Sunday	20	205	December 12/Sunday	759	July 16/Saturday	2592	1174	170	1349	1328			
	II	August 16/Tuesday	5	0	July 30/Saturday	16	213	March 9/Wednesday	759	June 27/Monday	2202	1202	161	1364	1353			
	I+II	February 2/Tuesday	1	4	August 6/Saturday	15	347	December 12/Sunday	1460	July 16/Saturday	4599	2376	332	2714	2681			

GODIŠNJA NERAVNOMJERNOST SAOBRAĆAJNOG TOKA TRAFFIC FLOW ANNUAL VARIATION

Automatski brojač broj - Automatic counter number
 Lokalizet - Location / Stacionaža - Mileage [km+m]
 Broj puta - Road number / Dionica - Section

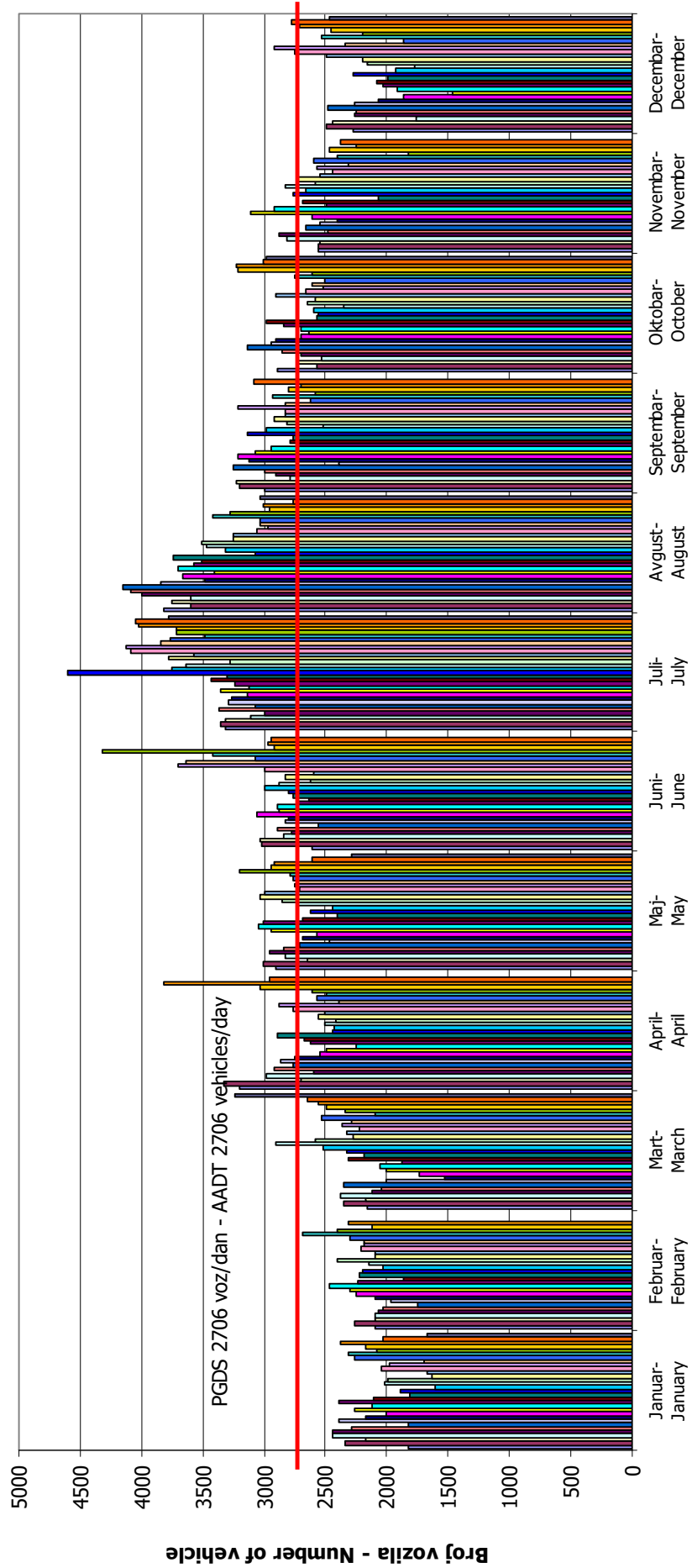
000020
 Jezero / 10+796,00
 M 5 (MI-112) / Mrkonjić Grad - Jezero



**DNEVNA NERAVNOMJERNOST SAOBRAĆAJNOG TOKA
 TRAFFIC FLOW DAILY VARIATION**

Automatski brojač broj - Automatic counter number
 Lokaliteta - Location / Stacionaža - Mileage [km+tm]
 Broj puta - Road number/ Dionica - Section

000020
 Jezero / 10+796,00
 M 5 (MI-112) / Mrkonjić Grad - Jezero

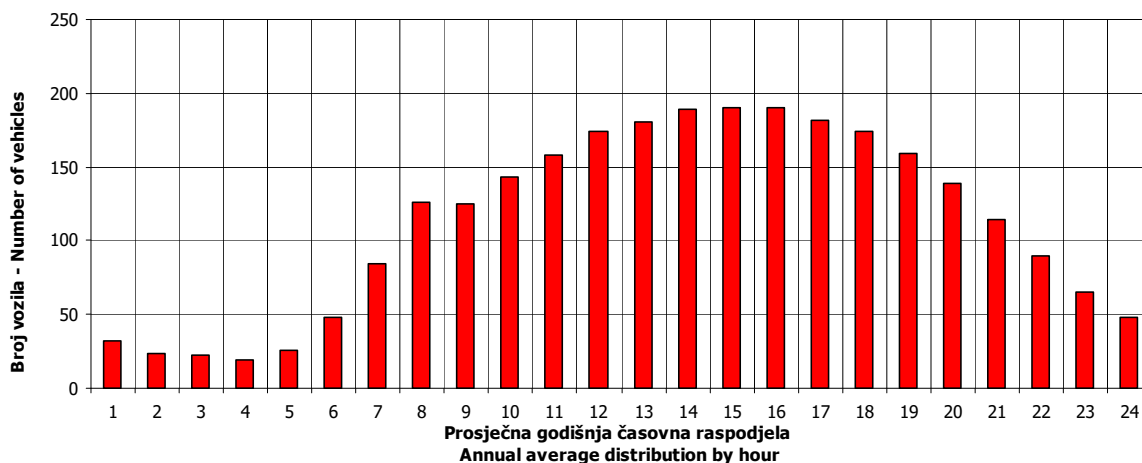


VREMENSKA RASPODJELA SAOBRAĆAJNOG TOKA TRAFFIC FLOW TIME DISTRIBUTION

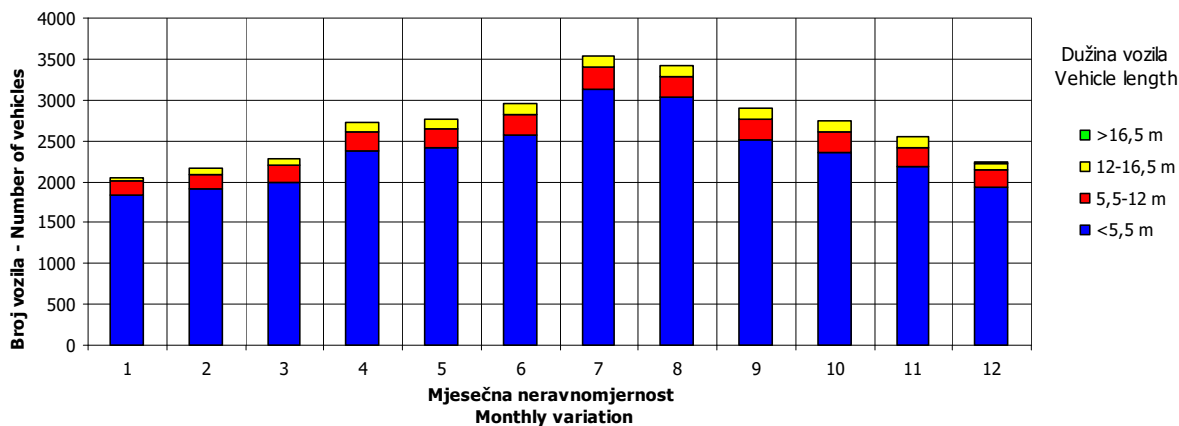
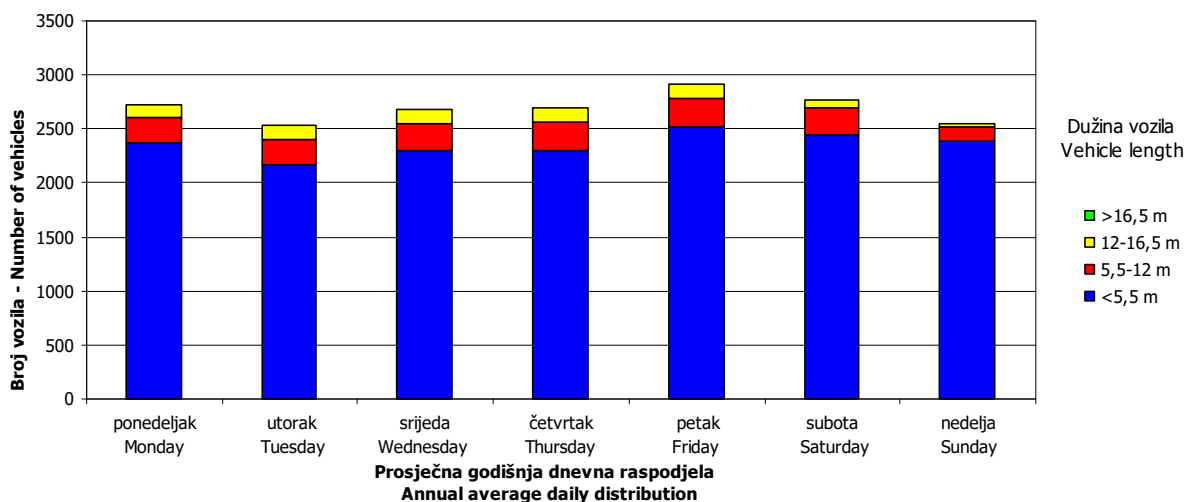
Automatski brojač broj - Automatic counter number
 Lokalizet - Location / Stacionaža - Mileage [km+m]
 Broj puta - Road number / Dionica - Section

000020
 Jezero / 10+796,00
 M 5 (MI-112) / Mrkonjić Grad - Jezero

PGDS 2706 voz/dan AADT 2706 veh/day



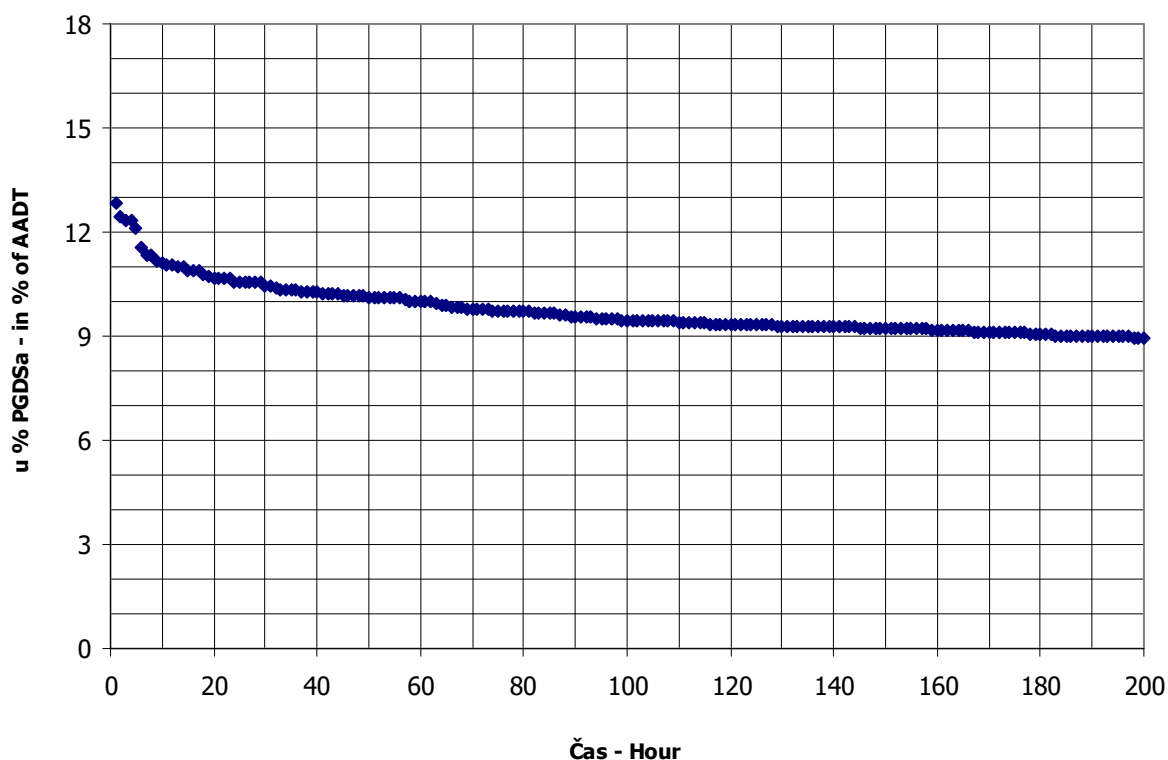
20



SATNA DISTRIBUCIJA SAOBRAĆAJNOG TOKA TRAFFIC FLOW HOURLY DISTRIBUTION

Automatski brojač broj - Automatic counter number 000020
 Lokalitet - Location / Stacionaža - Mileage [km+m] Jezero / 10+796,00
 Broj puta - Road number / Dionica - Section M 5 (MI-112) / Mrkonjić Grad - Jezero

PGDS - AADT	2706 voz/dan - veh/day							
Čas - Hour	Maksimalni vršni sat - Maximum peak hour	10	20	30	40	50	100	200
Sat u danu - Hour of day	15	16	14	17	13	17	18	16
Sat u godini - Hour in year	5248	4913	4959	4890	5270	4746	4915	4985
Dan - Day of week	subota - Saturday	subota - Saturday	ponedeljak - Monday	petak - Friday	nedelja - Sunday	subota - Saturday	subota - Saturday	utorak - Tuesday
Datum - Date	6	23	25	22	7	16	23	26
Mjesec - Month	avgust - August	juli - July	juli - July	juli - July	avgust - August	juli - July	juli - July	juli - July
Vrijednost - Value	347	301	289	283	278	274	256	242
% - percent	12.82	11.12	10.68	10.46	10.27	10.13	9.46	8.94



BROJANJE VOZILA NA MREŽI PUTEVA U REPUBLICI SRPSKOJ – 2016. GODINA
VEHICLE COUNTING ON THE ROAD NETWORK OF THE REPUBLIC OF SRPSKA – YEAR 2016

MJESEČNI BROJ VOZILA
MONTHLY NUMBER OF VEHICLES

Automatski brojač broj - Automatic counter number
 Lokalitet - Location / Stacionaža - Mileage [km+m]
 Broj puta - Road number / Dionica - Section

000021
 Podrašnica / 2+138,00
 M 15 (MII-503) / Rogolji - Baraći

	Mjesec - Month											
	Januar- January	Februar- February	Mart- March	April- April	Maj- May	Jun- June	Juli- July	August- August	Septembar- September	Oktober- October	Novembar- November	Decembar- December
1	709	447	699	975	1630	838	1431	2504	1331	1480	1005	975
2	798	515	669	1448	1484	966	1859	1697	1543	1441	987	1012
3	735	585	647	1414	1392	1166	1720	1526	1991	1186	1089	1008
4	1002	552	723	1168	1638	1107	1302	1578	1686	1039	1297	976
5	952	716	822	946	1800	1230	1130	1820	1221	1030	1379	900
6	834	608	830	981	1328	1041	1237	2218	1147	1086	1229	837
7	834	486	720	1017	1195	874	1236	2446	1228	1303	1107	869
8	944	589	584	1089	1196	998	1518	1748	1223	1710	948	835
9	1141	555	427	1062	1253	1195	2000	1580	1113	1433	885	981
10	981	501	523	917	955	1382	2080	1603	1179	1199	1015	972
11	841	454	657	772	1027	1434	1618	1648	1532	1135	1140	991
12	646	612	694	750	1139	1450	1337	1872	1530	1034	1226	923
13	727	672	766	834	1249	1198	1280	2310	1125	1117	1351	808
14	787	782	776	863	1045	1157	1399	2497	1551	1097	1210	737
15	931	656	759	1154	1037	1169	1462	1869	1635	1087	1078	740
16	739	787	753	1154	888	1086	2199	1541	1794	1036	1124	766
17	698	606	752	1072	921	1241	2214	1479	1870	987	1108	757
18	738	648	959	940	1000	1481	1609	1684	1621	881	1298	648
19	754	786	1095	886	961	1381	1389	1882	1514	948	1253	619
20	1095	764	1022	932	1120	1002	1456	2107	1790	979	1186	430
21	783	787	819	969	1654	891	1487	2278	1631	1182	949	492
22	711	722	737	1024	1208	998	1822	1684	1532	1439	834	599
23	603	842	789	1026	1250	1062	2119	1518	1296	1391	920	764
24	681	685	845	1032	1042	1481	2021	1451	1544	1119	911	511
25	677	744	914	1051	1098	1534	1584	1659	1261	878	950	541
26	589	943	648	964	1035	1557	1413	1972	1153	859	982	1041
27	377	915	1085	883	1202	1181	1428	2067	1103	1074	933	525
28	553	1168	976	1034	1190	1122	1686	2129	1103	1193	884	592
29	689	809	953	1470	1301	1120	1977	1551	1184	1308	818	806
30	659		987	1918	953	1200	2373	1118	1314	1178	968	924
31	277		1122		980		2371	1354		1179		1005
Ukupno- Total	23503	19946	24718	31746	37200	35545	51811	56424	42733	35932	32008	24574
Prosjek- Average	758	688	797	1058	1200	1185	1671	1820	1424	1159	1067	793
Godišnji prosjek (PGDS) - Annual average (AADT)												1137

BROJANJE VOZILA NA MREŽI PUTEVA U REPUBLICI SRPSKOJ – 2016. GODINA
VEHICLE COUNTING ON THE ROAD NETWORK OF THE REPUBLIC OF SRPSKA – YEAR 2016

STRUKTURA SAOBRAĆAJNOG TOKA
TRAFFIC FLOW COMPOSITION

Automatski brojač broj - Automatic counter number
 Lokalitet - Location / Stacionaža - Mileage [km+m]
 Broj puta - Road number / Dionica - Section

000021
 Podrašnica / 2+138,00
 M 15 (MII-503) / Rogolji - Barači

Mjesec - Month	Smjer - Direction	Dužina vozila - Vehicle length								Ukupno - Total
		< 5,5 m	(%)	5,5 - 12 m	(%)	12 - 16,5 m	(%)	< 16,5 m	(%)	
Januar - January	I	11141	94.6	551	4.7	84	0.7	3	0.0	11779
	II	11049	94.2	585	5.0	88	0.8	2	0.0	11724
	ukupno - total	22190	94.4	1136	4.8	173	0.7	5	0.0	23503
Februar - February	I	9350	92.9	613	6.1	95	0.9	1	0.0	10059
	II	9200	93.0	580	5.9	108	1.1	0	0.0	9887
	ukupno - total	18549	93.0	1193	6.0	203	1.0	1	0.0	19946
Mart - March	I	11392	91.8	842	6.8	179	1.4	1	0.0	12414
	II	11318	92.0	797	6.5	186	1.5	3	0.0	12304
	ukupno - total	22710	91.9	1639	6.6	365	1.5	4	0.0	24718
April - April	I	14550	92.6	888	5.7	277	1.8	1	0.0	15716
	II	14921	93.1	848	5.3	256	1.6	4	0.0	16030
	ukupno - total	29471	92.8	1737	5.5	534	1.7	5	0.0	31746
Maj - May	I	17390	92.2	1040	5.5	431	2.3	2	0.0	18863
	II	16924	92.3	1051	5.7	358	2.0	4	0.0	18337
	ukupno - total	34314	92.2	2091	5.6	789	2.1	6	0.0	37200
Juni - June	I	16273	92.7	886	5.0	394	2.2	2	0.0	17555
	II	16680	92.7	960	5.3	346	1.9	4	0.0	17990
	ukupno - total	32953	92.7	1846	5.2	740	2.1	6	0.0	35545
Juli - July	I	24223	94.6	888	3.5	485	1.9	2	0.0	25599
	II	24875	94.9	934	3.6	402	1.5	2	0.0	26213
	ukupno - total	49098	94.8	1822	3.5	887	1.7	4	0.0	51811
Avgust - August	I	27089	93.4	1277	4.4	625	2.2	0	0.0	28991
	II	25599	93.3	1287	4.7	543	2.0	4	0.0	27433
	ukupno - total	52688	93.4	2565	4.5	1168	2.1	4	0.0	56424
Septembar - September	I	19898	91.6	1176	5.4	656	3.0	1	0.0	21731
	II	19238	91.6	1183	5.6	577	2.7	4	0.0	21002
	ukupno - total	39136	91.6	2359	5.5	1233	2.9	5	0.0	42733
Oktobar - October	I	16314	90.2	1178	6.5	582	3.2	5	0.0	18079
	II	16135	90.4	1202	6.7	515	2.9	1	0.0	17853
	ukupno - total	32450	90.3	2380	6.6	1096	3.1	6	0.0	35932
Novembar - November	I	14281	88.8	1261	7.8	542	3.4	4	0.0	16088
	II	14177	89.1	1276	8.0	462	2.9	4	0.0	15919
	ukupno - total	28458	88.9	2538	7.9	1004	3.1	8	0.0	32008
Decembar - December	I	11314	92.9	705	5.8	165	1.4	0	0.0	12184
	II	11191	90.3	982	7.9	215	1.7	3	0.0	12391
	ukupno - total	22505	91.6	1686	6.9	380	1.5	3	0.0	24574
Ukupno (godišnje) - Total (annual)	I	193214	92.4	11306	5.4	4517	2.2	22	0.0	209059
	II	191307	92.4	11685	5.6	4055	2.0	35	0.0	207083
	ukupno - total	384521	92.4	22992	5.5	8572	2.1	57	0.0	416142
Prosjeak (PGDS) - Average (AADT)	I	528	92.4	31	5.4	12	2.2	0	0.0	571
	II	523	92.4	32	5.6	11	2.0	0	0.0	566
	ukupno - total	1051	92.4	63	5.5	23	2.1	0	0.0	1137

BRONANJE VOZILA NA MREŽI PUTEVA U REPUBLICI SRPSKOJ – 2016. GODINA
VEHICLE COUNTING ON THE ROAD NETWORK OF THE REPUBLIC OF SRPSKA – YEAR 2016

SAOBRAĆAJNI POKAZATELJI

000021
 Podrašnica / 2+138,00
 M 15 (MII-503) / Rogolji - Barači

Automatski brojač broj
 Lokalit / Stacionaža [km+m]
 Broj puta / Dionica

Mjesec	Snjir	minimalni čas		maksimalni čas		minimalni dan		maksimalni dan		dnevni prosjek (05-21 h)	noćni prosjek (21-05 h)	prosjek radnim danom	prosjek vikendom	ljerni prosjek
		datum/dan	čas	voz/h	datum/dan	čas	voz/h	datum/dan	voz/dan					
Januar	I	utorak/5.	3	0	subota/9.	16	73	nedjelja/31.	152	583	338	42	385	373
	II	nedjelja/3.	3	0	srijeda/20.	11	61	nedjelja/31.	125	576	329	49	381	373
	I+II	petak/8.	2	0	subota/9.	16	115	nedjelja/31.	277	1141	667	90	766	745
Februar	I	utorak/2.	1	0	nedjelja/28.	16	126	četvrtak/11.	220	618	319	27	329	394
	II	ponedjeljak/1.	0	0	nedjelja/28.	12	102	ponedjeljak/1.	209	550	311	30	326	379
	I+II	utorak/2.	1	0	nedjelja/28.	16	145	ponedjeljak/1.	447	1168	630	57	655	773
Mart	I	utorak/1.	0	0	nedjelja/20.	16	63	srijeda/9.	215	588	371	30	385	445
	II	utorak/1.	3	0	subota/19.	9	65	srijeda/9.	212	587	365	33	388	425
	I+II	utorak/1.	3	0	subota/19.	9	95	srijeda/9.	427	1122	736	63	773	870
April	I	ponedjeljak/4.	1	0	subota/30.	19	98	utorak/12.	376	865	476	48	476	621
	II	utorak/5.	2	0	subota/30.	9	112	ponedjeljak/11.	373	1053	486	48	486	630
	I+II	utorak/5.	2	0	petak/29.	16	146	utorak/12.	750	1918	963	96	962	1251
Maj	I	ponedjeljak/2.	3	0	četvrtak/5.	2	93	utorak/17.	443	960	534	74	574	670
	II	utorak/10.	1	0	subota/21.	9	143	ponedjeljak/16.	437	900	534	57	575	620
	I+II	utorak/10.	1	0	srijeda/4.	19	171	ponedjeljak/16.	888	1800	1068	131	1149	1290
Juni	I	srijeda/1.	3	0	nedjelja/12.	21	83	srijeda/1.	420	832	507	78	539	713
	II	petak/3.	2	0	četvrtak/9.	16	85	srijeda/1.	418	807	536	63	569	683
	I+II	petak/3.	2	0	nedjelja/26.	12	128	srijeda/1.	838	1557	1043	141	1108	1397
Juli	I	petak/1.	3	0	nedjelja/31.	20	130	utorak/5.	575	1237	685	140	720	1045
	II	petak/1.	2	0	subota/23.	6	118	utorak/5.	555	1219	747	98	747	1051
	I+II	utorak/5.	2	1	nedjelja/10.	19	167	utorak/5.	1130	2373	1432	238	1467	2096
Avgust	I	utorak/2.	4	0	nedjelja/21.	20	146	utorak/30.	581	1409	802	133	837	1216
	II	srijeda/17.	2	0	ponedjeljak/1.	13	127	utorak/30.	537	1292	789	95	830	1040
	I+II	utorak/16.	1	1	ponedjeljak/1.	15	193	utorak/30.	1118	2504	1591	228	1667	2257
Septembar	I	četvrtak/8.	1	0	srijeda/21.	19	146	utorak/27.	548	1029	657	67	683	837
	II	četvrtak/1.	1	0	srijeda/21.	7	134	nedjelja/25.	537	1051	649	52	684	748
	I+II	utorak/27.	2	0	srijeda/21.	19	172	srijeda/28.	1103	1991	1306	119	1366	1586
Oktobar	I	utorak/4.	2	0	subota/8.	14	90	srijeda/26.	430	829	540	45	533	694
	II	utorak/4.	3	0	subota/8.	9	136	utorak/25.	426	881	532	45	539	657
	I+II	petak/14.	3	0	subota/8.	9	166	srijeda/26.	859	1710	1072	89	1072	1350
Novembar	I	utorak/1.	2	0	nedjelja/13.	16	97	utorak/29.	413	722	495	54	509	602
	II	utorak/1.	2	0	subota/5.	10	94	utorak/29.	405	706	492	48	519	563
	I+II	utorak/1.	2	0	nedjelja/13.	17	137	utorak/29.	818	1379	988	102	1027	1165
Decembar	I	četvrtak/1.	3	0	subota/31.	11	75	utorak/20.	207	519	360	33	388	404
	II	petak/2.	4	0	nedjelja/11.	16	70	utorak/20.	223	609	371	30	393	419
	I+II	četvrtak/8.	3	0	subota/31.	11	106	utorak/20.	430	1041	730	63	781	823
Godina	I	utorak/5.1.	3	0	nedjelja/21.8.	20	146	nedjelja/31.1.	152	1409	507	64	530	668
	II	nedjelja/3.1.	3	0	subota/21.5.	9	143	nedjelja/31.1.	125	1292	512	54	536	632
	I+II	petak/8.1.	2	0	ponedjeljak/1.8.	15	193	nedjelja/31.1.	277	2504	1019	118	1066	1300

BROJANJE VOZILA NA MREŽI PUTEVA U REPUBLICI SRPSKOJ – 2016. GODINA
VEHICLE COUNTING ON THE ROAD NETWORK OF THE REPUBLIC OF SRPSKA – YEAR 2016

TRAFFIC PARAMETERS

Automatic counter number
 Location / Mileage [km+m]
 Road number / Section

000021

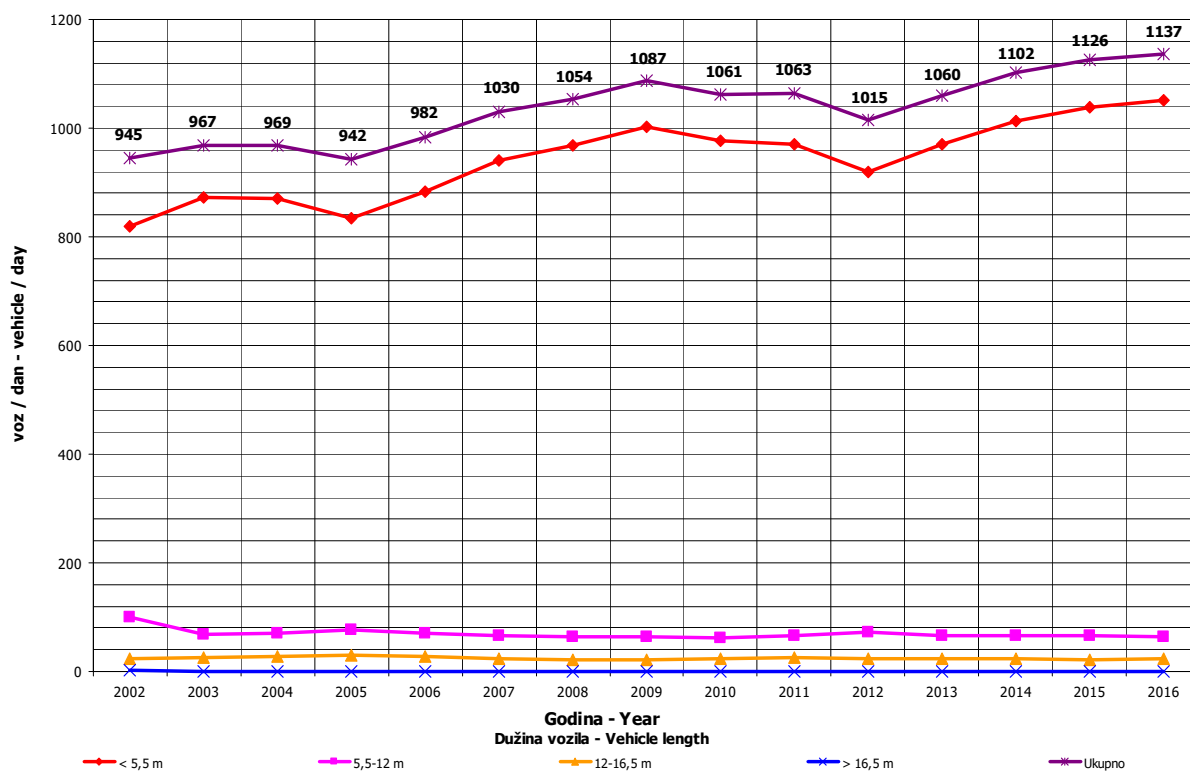
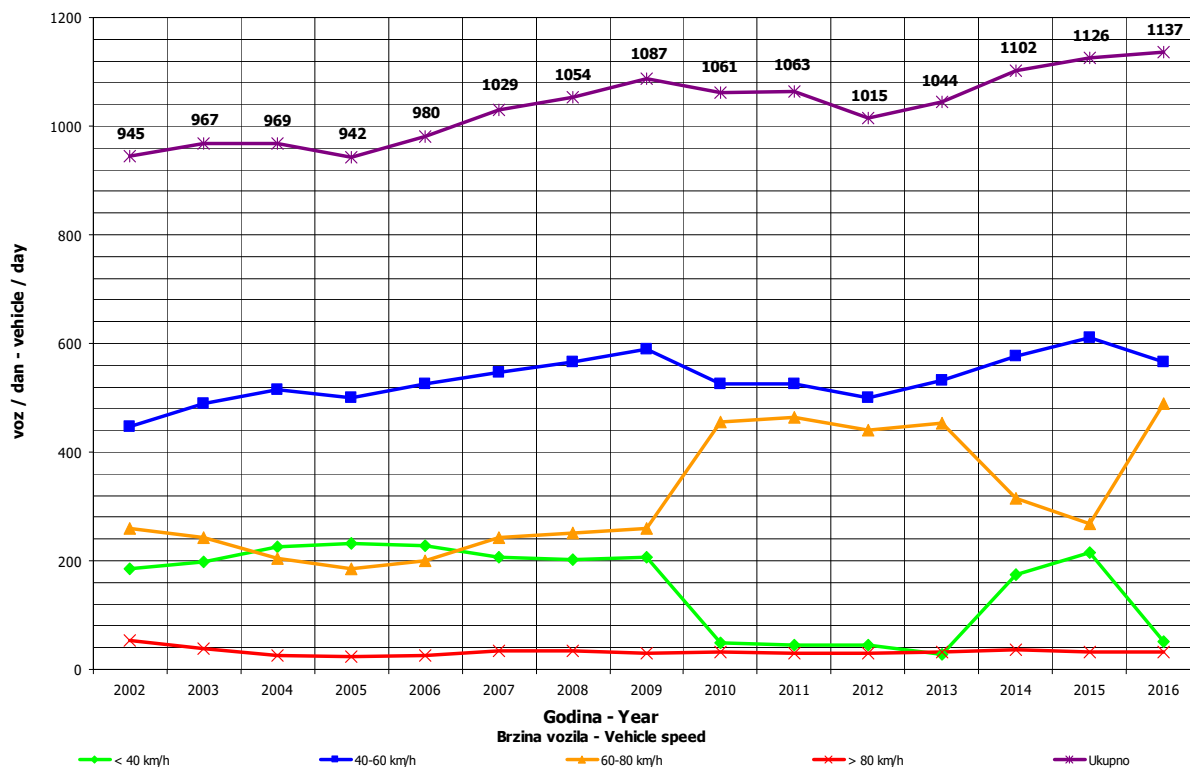
Podrašnica / 2+138,00
 M 15 (MII-503) / Rogolji - Barači

Month	Direction	minimum hour		maximum hour		veh/h	veh/day	minimum day		maximum day		day time average (5-21 h)	night average (21-05 h)	working day average	weekend average	summer average
		date/day	hour	date/day	hour			date/day	date/day	veh/day	veh/day					
January	I	5/Tuesday	3	9/Saturday	16	73	152	31/Sunday	9/Saturday	583	338	42	385	373		
	II	3/Sunday	3	20/Wednesday	11	61	125	31/Sunday	20/Wednesday	576	329	49	381	373		
	I+II	8/Friday	2	9/Saturday	16	115	277	31/Sunday	9/Saturday	1141	667	90	766	745		
February	I	2/Tuesday	1	28/Sunday	16	126	220	11/Thursday	28/Sunday	618	319	27	329	394		
	II	1/Monday	0	28/Sunday	12	102	209	1/Monday	28/Sunday	550	311	30	326	379		
	I+II	2/Tuesday	1	28/Sunday	16	145	447	1/Monday	28/Sunday	1168	630	57	655	773		
March	I	1/Tuesday	0	20/Sunday	16	63	215	9/Wednesday	27/Sunday	588	371	30	385	445		
	II	1/Tuesday	3	19/Saturday	9	65	212	9/Wednesday	31/Thursday	587	365	33	388	425		
	I+II	1/Tuesday	3	19/Saturday	9	95	427	9/Wednesday	31/Thursday	1122	736	63	773	870		
April	I	4/Monday	1	30/Saturday	19	98	376	12/Tuesday	30/Saturday	865	476	48	476	621		
	II	5/Tuesday	2	30/Saturday	9	112	373	11/Monday	30/Saturday	1053	486	48	486	630		
	I+II	5/Tuesday	2	29/Friday	16	146	750	12/Tuesday	30/Saturday	1918	963	96	962	1251		
May	I	2/Monday	3	5/Thursday	9	93	443	17/Tuesday	5/Thursday	960	534	74	574	670		
	II	10/Tuesday	1	21/Saturday	9	143	437	16/Monday	4/Wednesday	900	534	57	575	620		
	I+II	10/Tuesday	1	4/Wednesday	19	171	888	16/Monday	5/Thursday	1800	1068	131	1149	1290		
June	I	1/Wednesday	3	12/Sunday	21	83	420	1/Wednesday	26/Sunday	832	507	78	539	713		585
	II	3/Friday	2	9/Thursday	16	85	418	1/Wednesday	18/Saturday	807	536	63	569	683		599
	I+II	3/Friday	2	26/Sunday	12	128	838	1/Wednesday	26/Sunday	1557	1043	141	1108	1397		1185
July	I	1/Friday	3	31/Sunday	20	130	575	5/Tuesday	17/Sunday	1237	685	140	720	1045		825
	II	1/Friday	2	23/Saturday	6	118	555	5/Tuesday	30/Saturday	1219	747	98	747	1051		845
	I+II	5/Tuesday	2	10/Sunday	19	167	1130	5/Tuesday	30/Saturday	2373	1432	238	1467	2096		1670
August	I	2/Tuesday	4	21/Sunday	20	146	581	30/Tuesday	14/Sunday	1409	802	133	837	1216		935
	II	17/Wednesday	2	1/Monday	13	127	537	30/Tuesday	1/Monday	1292	789	95	830	1040		884
	I+II	16/Tuesday	1	1/Monday	15	193	1118	30/Tuesday	1/Monday	2504	1591	228	1667	2257		1819
September	I	8/Thursday	1	21/Wednesday	19	146	548	27/Tuesday	4/Sunday	1029	657	67	683	837		724
	II	1/Thursday	1	21/Wednesday	7	134	537	25/Sunday	3/Saturday	1051	649	52	684	748		701
	I+II	27/Tuesday	2	21/Wednesday	19	172	1103	28/Wednesday	3/Saturday	1991	1306	119	1366	1586		1425
October	I	4/Tuesday	2	8/Saturday	14	90	430	26/Wednesday	8/Saturday	829	540	45	533	694		
	II	4/Tuesday	3	8/Saturday	9	136	426	25/Tuesday	8/Saturday	881	532	45	539	657		
	I+II	14/Friday	3	8/Saturday	9	166	859	26/Wednesday	8/Saturday	1710	1072	89	1072	1350		
November	I	1/Tuesday	2	13/Sunday	16	97	413	29/Tuesday	13/Sunday	722	495	54	509	602		
	II	1/Tuesday	2	5/Saturday	10	94	405	29/Tuesday	5/Saturday	706	492	48	519	563		
	I+II	1/Tuesday	2	13/Sunday	17	137	818	29/Tuesday	5/Saturday	1379	988	102	1027	1165		
December	I	1/Thursday	3	31/Saturday/31	11	75	207	20/Tuesday	10/Saturday	519	360	33	388	404		
	II	2/Friday	4	11/Sunday	16	70	223	20/Tuesday	26/Monday	609	371	30	393	419		
	I+II	8/Thursday	3	31/Saturday	11	106	430	20/Tuesday	26/Monday	1041	730	63	781	823		
Year	I	January 5/Tuesday	3	August 21/Sunday	20	146	152	January 31/Sunday	August 14/Sunday	1409	507	64	530	668		767
	II	January 3/Sunday	3	May 21/Saturday	9	143	125	January 31/Sunday	August 1/Monday	1292	512	54	536	632		757
	I+II	January 8/Friday	2	August 1/Monday	15	193	277	January 31/Sunday	August 1/Monday	2504	1019	118	1066	1300		1525

GODIŠNJA NERAVNOMJERNOST SAOBRAĆAJNOG TOKA TRAFFIC FLOW ANNUAL VARIATION

Automatski brojač broj - Automatic counter number
 Lokalitet - Location / Stacionaža - Mileage [km+m]
 Broj puta - Road number / Dionica - Section

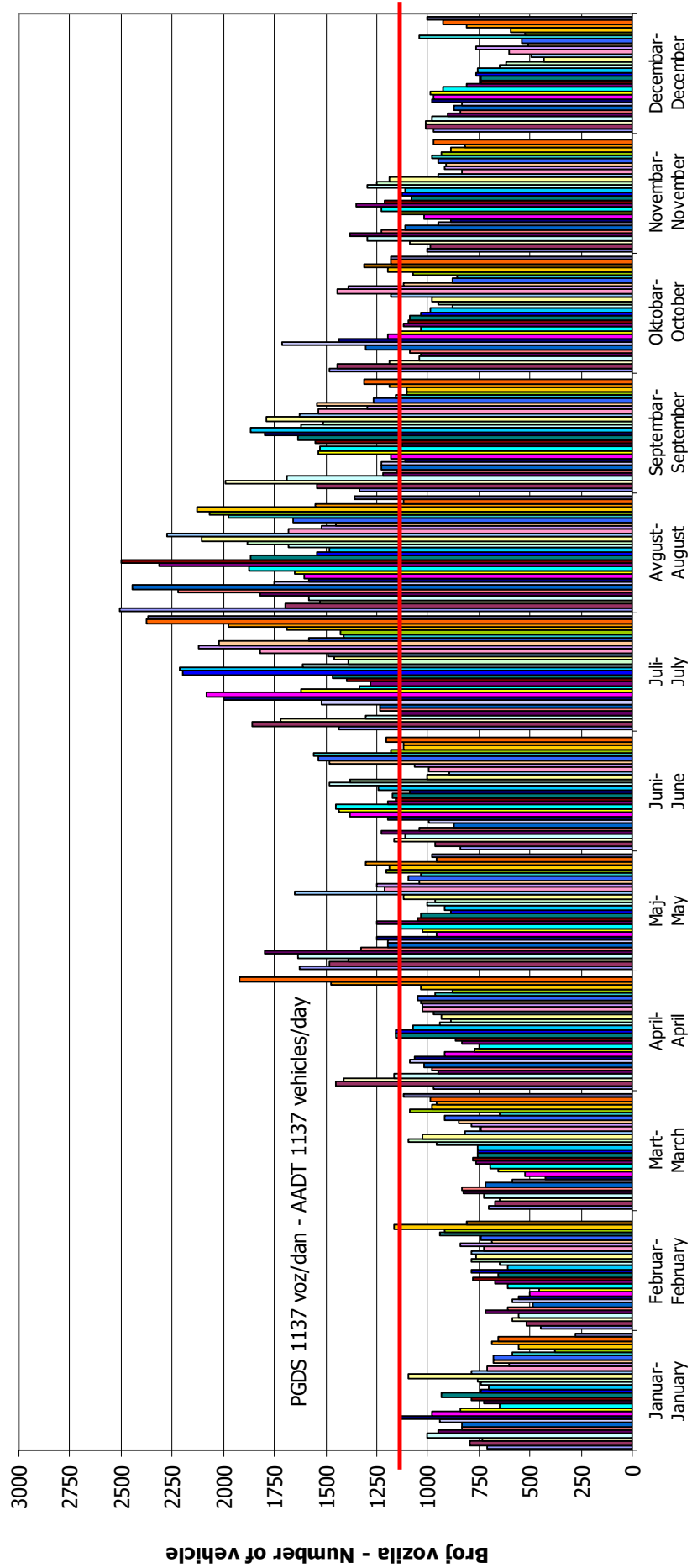
000021
 Podrašnica / 2+138,00
 M 15 (MII-503) / Rogolji - Baraći



DNEVNA NERAVNOMJERNOST SAOBRAĆAJNOG TOKA
TRAFFIC FLOW DAILY VARIATION

Automatski brojač broj - Automatic counter number
 Lokalizet - Location / Stacionaža - Mileage [km+tm]
 Broj puta - Road number/ Dionica - Section

000021
 Podrašnica / 2+138,00
 M 15 (MII-503) / Rogolji - Barači



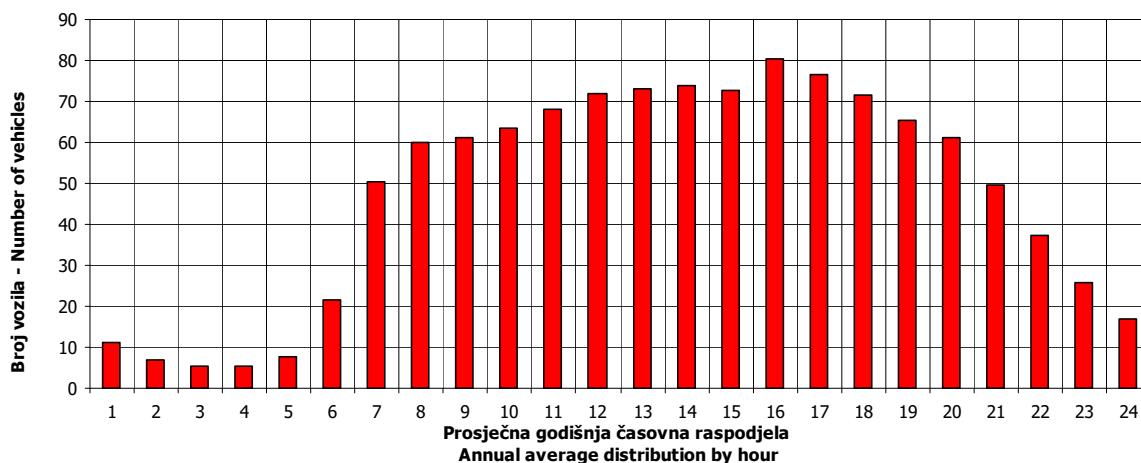
Dani / Mjeseci - Days / Months

VREMENSKA RASPODJELA SAOBRAĆAJNOG TOKA TRAFFIC FLOW TIME DISTRIBUTION

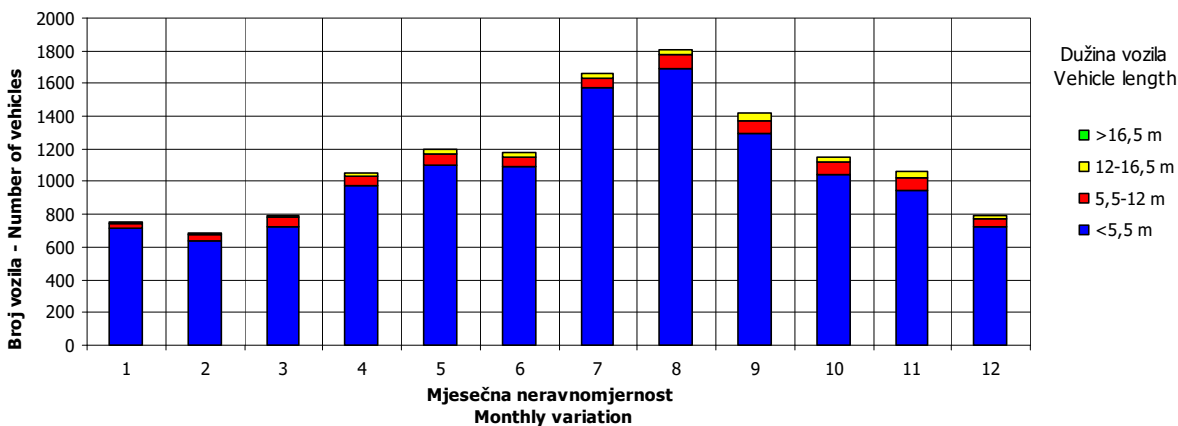
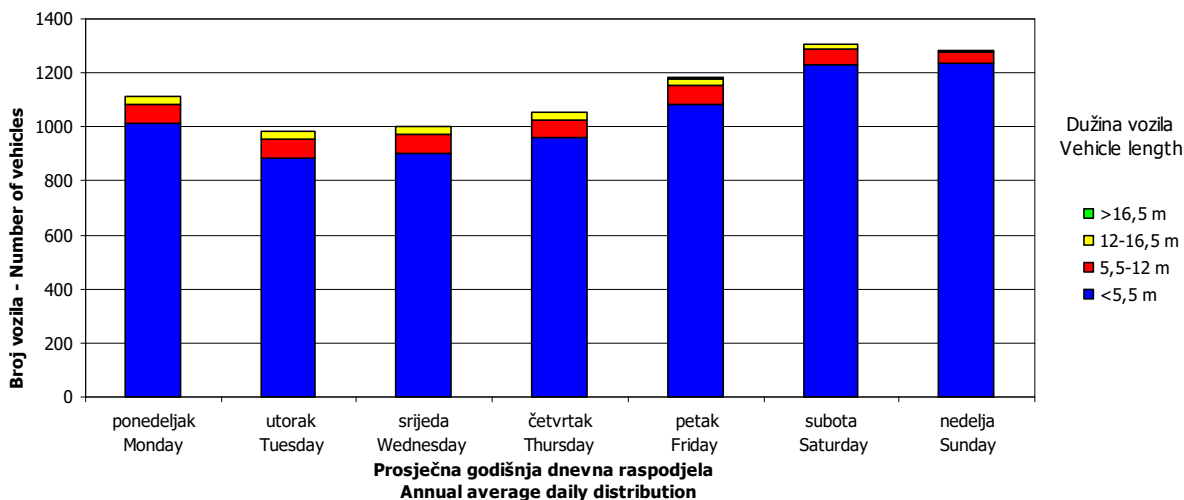
Automatski brojač broj - Automatic counter number
 Lokalizet - Location / Stacionaža - Mileage [km+m]
 Broj puta - Road number / Dionica - Section

000021
 Podrašnica / 2+138,00
 M 15 (MII-503) / Rogolji - Baraći

PGDS 1137 voz/dan AADT 1137 veh/day



21

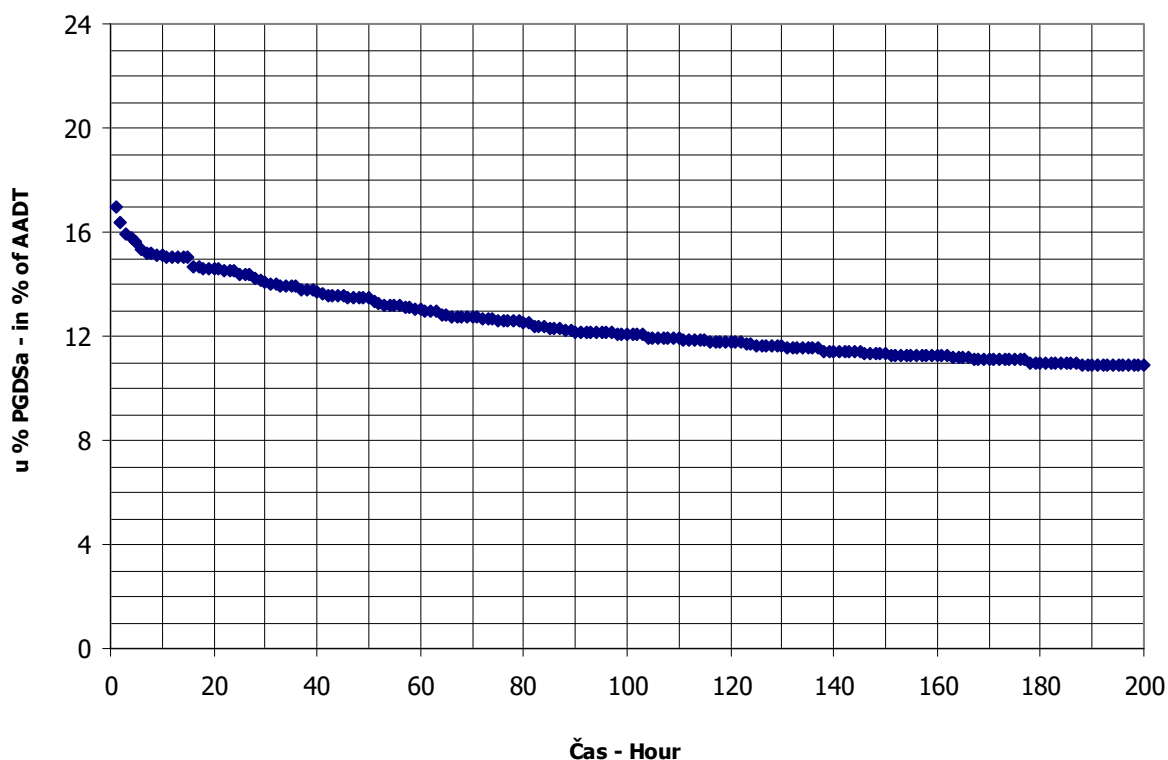


SATNA DISTRIBUCIJA SAOBRAĆAJNOG TOKA TRAFFIC FLOW HOURLY DISTRIBUTION

Automatski brojač broj - Automatic counter number
 Lokalitet - Location / Stacionaža - Mileage [km+m]
 Broj puta - Road number / Dionica - Section

000021
 Podrašnica / 2+138,00
 M 15 (MII-503) / Rogolji - Barači

PGDS - AADT	1137 voz/dan - veh/day							
Čas - Hour	Maksimalni vršni sat - Maximum peak hour	10	20	30	40	50	100	200
Sat u danu - Hour of day	15	19	14	19	15	16	13	12
Sat u godini - Hour in year	5128	6356	5919	6236	5080	6113	5078	6421
Dan - Day of week	ponedeljak - Monday	srijeda - Wednesday	subota - Saturday	petak - Friday	subota - Saturday	nedelja - Sunday	subota - Saturday	subota - Saturday
Datum - Date	1	21	3	16	30	11	30	24
Mjesec - Month	avgust - August	septembar - September	septembar - September	septembar - September	juli - July	septembar - September	juli - July	septembar - September
Vrijednost - Value	193	172	166	160	156	153	137	124
% - percent	16.97	15.13	14.60	14.07	13.72	13.46	12.05	10.90



BROJANJE VOZILA NA MREŽI PUTEVA U REPUBLICI SRPSKOJ – 2016. GODINA
VEHICLE COUNTING ON THE ROAD NETWORK OF THE REPUBLIC OF SRPSKA – YEAR 2016

MJESEČNI BROJ VOZILA
MONTHLY NUMBER OF VEHICLES

Automatski brojač broj - Automatic counter number
 Lokalitet - Location / Stacionaža - Mileage [km+m]
 Broj puta - Road number / Dionica - Section

000022
 Velečevo / 1+239,00
 M 5 (MI-112) / granica / border RS (Velečevo) -
 Čađavica

	Mjesec - Month											
	Januar- January	Februar- February	Mart- March	April- April	Maj- May	Jun- June	Juli- July	August- August	Septembar- September	Oktober- October	Novembar- November	Decembar- December
1	1554	1266	1765	3030	2899	2221	2856	3081	2553	2789	2265	2083
2	2162	1394	1851	2948	2881	2447	2866	3012	3019	2429	2256	2218
3	1907	1503	1799	2562	2290	2645	2951	3037	2747	2390	2204	1911
4	2074	1635	1957	2877	2482	2644	2582	3408	2680	2250	2709	1685
5	2235	1882	1875	2403	2733	3314	2566	3773	2434	2201	2707	1863
6	2574	1398	1791	2315	2587	2327	2661	4064	2540	2522	2492	1877
7	1379	1123	1604	2358	2545	2097	2745	4166	2940	2888	2258	2026
8	1730	1389	1454	2582	2383	2276	3098	3349	2047	2815	2164	1915
9	1140	1476	1121	2431	2195	2304	3296	3304	2821	2794	2142	1882
10	1355	1577	1264	2263	2100	2834	3059	3120	3083	2242	2307	1733
11	1427	1637	1663	1987	2201	2607	3031	3149	3069	2607	2827	1476
12	1131	1670	1659	1831	2442	2617	2724	3612	2358	2357	2705	1573
13	1366	1090	1504	1969	2693	2209	2875	3774	2487	2575	2460	1689
14	1441	1296	1723	2287	2386	2160	2863	4083	2498	2725	2379	1764
15	1484	1505	1698	2430	2240	2434	3082	3201	2498	2367	1760	1708
16	1773	1834	1810	2214	2171	2538	3177	2792	3099	2358	2335	2055
17	1635	1583	2340	2277	2016	2787	3346	2977	3015	2179	2292	1800
18	1729	1763	2458	2097	2245	2650	2737	3068	2839	2178	2446	1697
19	1778	2016	2241	1891	2386	2513	2762	3389	2486	2116	2382	1937
20	1855	1785	2147	2065	2647	2338	2735	3122	2735	2164	2604	1937
21	1877	1727	1871	2082	2774	2223	2882	3243	2504	2796	2113	2109
22	1824	1825	1867	2459	2548	2354	3407	2788	2608	2525	2119	2253
23	1516	1821	1979	2396	2209	3012	3644	2549	2955	2640	2129	2563
24	1502	1977	2044	2243	2312	3149	3950	2765	2843	2234	2036	2056
25	1625	2078	2338	2055	2260	2932	3057	2818	2572	2017	2319	1118
26	1290	2458	1760	2166	2313	2972	2975	3301	2394	2245	2108	2047
27	898	2142	2118	2048	2614	2605	3032	3223	2191	2204	1820	1349
28	1360	1985	1976	2534	2494	2309	3149	3238	2377	2853	1865	1652
29	1633	1920	1993	3486	2395	2548	3510	2579	2387	2728	1803	2072
30	1434		2085	2921	2047	2493	3784	2344	2716	2420	2006	2315
31	846		2674		2036		3919	2491		2517		2181
Ukupno- Total	49490	48671	58399	71202	74518	76619	95374	98889	79545	76145	68006	58485
Prosjek- Average	1596	1678	1884	2373	2404	2554	3077	3190	2651	2456	2267	1887
Godišnji prosjek (PGDS) - Annual average (AADT)												2337

BROJANJE VOZILA NA MREŽI PUTEVA U REPUBLICI SRPSKOJ – 2016. GODINA
VEHICLE COUNTING ON THE ROAD NETWORK OF THE REPUBLIC OF SRPSKA – YEAR 2016

STRUKTURA SAOBRAĆAJNOG TOKA
TRAFFIC FLOW COMPOSITION

Automatski brojač broj - Automatic counter number 000022
 Lokalizet - Location / Stacionaža - Mileage [km+m] Velečevo / 1+239,00
 Broj puta - Road number / Dionica - Section M 5 (MI-112) / granica / border RS (Velečevo) - Čađavica

Mjesec- Month	Smjer- Direction	Dužina vozila - Vehicle length								Ukupno- Total
		< 5,5 m	(%)	5,5 - 12 m	(%)	12 - 16,5 m	(%)	< 16,5 m	(%)	
Januar - January	I	21359	87.6	2349	9.6	602	2.5	75	0.3	24384
	II	22058	87.9	2321	9.2	663	2.6	64	0.3	25106
	ukupno - total	43416	87.7	4670	9.4	1265	2.6	140	0.3	49490
Februar - February	I	20883	85.7	2602	10.7	751	3.1	139	0.6	24375
	II	20850	85.8	2521	10.4	835	3.4	89	0.4	24296
	ukupno - total	41734	85.7	5123	10.5	1586	3.3	228	0.5	48671
Mart - March	I	24457	84.2	3383	11.6	1056	3.6	168	0.6	29064
	II	24881	84.8	3186	10.9	1137	3.9	131	0.4	29335
	ukupno - total	49339	84.5	6569	11.2	2193	3.8	298	0.5	58399
April - April	I	29728	85.1	3656	10.5	1340	3.8	220	0.6	34944
	II	31212	86.1	3430	9.5	1504	4.1	113	0.3	36258
	ukupno - total	60940	85.6	7087	10.0	2844	4.0	332	0.5	71202
Maj - May	I	31985	85.3	3788	10.1	1558	4.2	161	0.4	37492
	II	31551	85.2	3595	9.7	1796	4.9	84	0.2	37027
	ukupno - total	63536	85.3	7383	9.9	3354	4.5	245	0.3	74518
Juni - June	I	32147	85.0	4026	10.6	1503	4.0	141	0.4	37816
	II	32893	84.8	3985	10.3	1857	4.8	67	0.2	38803
	ukupno - total	65040	84.9	8011	10.5	3360	4.4	208	0.3	76619
Juli - July	I	41887	87.8	4019	8.4	1689	3.5	90	0.2	47685
	II	41827	87.7	3812	8.0	2004	4.2	45	0.1	47688
	ukupno - total	83714	87.8	7831	8.2	3693	3.9	136	0.1	95374
Avgust - August	I	43489	88.2	3937	8.0	1753	3.6	115	0.2	49293
	II	43706	88.1	3752	7.6	2075	4.2	62	0.1	49596
	ukupno - total	87196	88.2	7688	7.8	3828	3.9	177	0.2	98889
Septembar - September	I	33487	84.8	4149	10.5	1665	4.2	184	0.5	39485
	II	33933	84.7	4071	10.2	1964	4.9	92	0.2	40060
	ukupno - total	67419	84.8	8220	10.3	3629	4.6	276	0.3	79545
Oktobar - October	I	31777	84.2	4106	10.9	1619	4.3	251	0.7	37754
	II	32229	84.0	4010	10.4	1989	5.2	163	0.4	38391
	ukupno - total	64006	84.1	8116	10.7	3608	4.7	414	0.5	76145
Novembar - November	I	28114	83.9	3693	11.0	1441	4.3	255	0.8	33503
	II	28942	83.9	3625	10.5	1770	5.1	166	0.5	34503
	ukupno - total	57056	83.9	7318	10.8	3211	4.7	421	0.6	68006
Decembar - December	I	25230	85.3	3195	10.8	960	3.2	177	0.6	29562
	II	24575	85.0	3140	10.9	1063	3.7	145	0.5	28922
	ukupno - total	49805	85.2	6335	10.8	2023	3.5	321	0.5	58485
Ukupno (godišnje) - Total (annual)	I	364543	85.7	42902	10.1	15937	3.7	1975	0.5	425357
	II	368658	85.7	41449	9.6	18656	4.3	1221	0.3	429985
	ukupno - total	733201	85.7	84351	9.9	34594	4.0	3196	0.4	855342
Prosjek (PGDS) - Average (AADT)	I	996	85.7	117	10.1	44	3.7	5	0.5	1162
	II	1007	85.7	113	9.6	51	4.3	3	0.3	1175
	ukupno - total	2003	85.7	230	9.9	95	4.0	9	0.4	2337

BROJANJE VOZILA NA MREŽI PUTEVA U REPUBLICI SRPSKOJ – 2016. GODINA
VEHICLE COUNTING ON THE ROAD NETWORK OF THE REPUBLIC OF SRPSKA – YEAR 2016

SAOBRAĆAJNI POKAZATELJI

Automatski brojač broj
 Lokaliteta / Stacionaža [km+m]
 Broj puta / Dionica

000022

Veleževcevo / 1+239,00

M 5 (MI-112) / granica / border RS (Veleževcevo) - Čadavica

Mjesec	Snjier	minimalni čas			maksimalni čas			minimalni dan		maksimalni dan		dnevni prosjek (05-21 h)	noćni prosjek (21-05 h)	prosjek radnim danom	prosjek vikendom	ljetni prosjek
		datum/dan	čas	voz/h	datum/dan	čas	voz/h	datum/dan	voz/dan	datum/dan	voz/dan					
Januar	I	srijeda/13.	3	0	15	125	300	srijeda/27.	15	125	1315	711	76	777	801	
	II	ponedeljak/25.	1	0	17	109	418	nedelja/31.	17	109	1259	732	79	821	797	
	I+II	srijeda/27.	2	1	15	223	846	nedelja/31.	15	223	2574	1443	155	1598	1598	
Februar	I	srijeda/3.	1	0	15	107	574	subota/13.	15	107	1161	772	70	862	788	
	II	utorak/2.	0	0	17	120	516	subota/13.	17	120	1297	765	75	862	780	
	I+II	utorak/2.	0	2	15	213	1090	subota/13.	15	213	2458	1536	145	1724	1568	
Mart	I	četvrtak/10.	0	0	16	141	589	srijeda/9.	16	141	1305	851	87	931	957	
	II	četvrtak/3.	4	0	11	133	532	srijeda/9.	11	133	1369	858	89	953	930	
	I+II	četvrtak/10.	0	1	16	219	1121	srijeda/9.	16	219	2674	1710	175	1884	1887	
April	I	četvrtak/14.	0	2	18	172	905	utorak/12.	18	172	1042	1042	123	1111	1273	
	II	ponedeljak/11.	1	0	18	202	926	utorak/12.	18	202	1950	1077	132	1162	1302	
	I+II	srijeda/20.	1	2	15	292	1831	utorak/12.	15	292	3486	2119	255	2273	2574	
Maj	I	četvrtak/19.	2	0	18	161	983	utorak/31.	18	161	1750	1081	128	1149	1319	
	II	petak/6.	4	1	9	148	1025	subota/21.	9	148	1414	1057	137	1190	1203	
	I+II	četvrtak/19.	2	3	16	248	2016	utorak/17.	16	248	2899	2139	265	2339	2522	
Juni	I	srijeda/29.	1	2	20	211	1022	utorak/7.	20	211	1711	1102	158	1207	1407	1260
	II	srijeda/1.	3	1	9	145	1075	utorak/7.	9	145	1659	1132	160	1262	1374	1292
	I+II	srijeda/22.	2	6	20	277	2097	utorak/7.	20	277	3314	2324	318	2469	2781	2552
Juli	I	petak/1.	1	4	19	242	1265	utorak/5.	19	242	2220	1324	212	1436	1748	1536
	II	srijeda/27.	3	2	17	148	1301	utorak/5.	17	148	1938	1333	206	1485	1651	1538
	I+II	subota/2.	2	10	19	341	2566	utorak/5.	19	341	3950	2657	418	2920	3399	3075
Avgust	I	srijeda/17.	2	4	19	219	1134	utorak/30.	19	219	2287	1389	200	1491	1871	1589
	II	ponedeljak/22.	3	0	18	168	1210	utorak/30.	18	168	2154	1391	208	1549	1743	1599
	I+II	srijeda/17.	2	10	19	326	2344	utorak/30.	19	326	4166	2780	408	3039	3614	3188
Septembar	I	ponedeljak/26.	0	0	18	171	1000	četvrtak/8.	18	171	1623	1186	129	1259	1471	1315
	II	četvrtak/8.	3	1	18	147	1047	četvrtak/8.	18	147	1637	1189	146	1316	1385	1335
	I+II	petak/2.	2	4	17	285	2047	četvrtak/8.	17	285	3099	2375	275	2575	2856	2650
Oktobar	I	srijeda/5.	1	0	17	167	1021	utorak/25.	17	167	1462	1105	113	1166	1325	1252
	II	ponedeljak/10.	1	1	17	202	996	petak/21.	17	202	1499	1109	129	1227	1262	1262
	I+II	srijeda/26.	2	4	17	302	2017	utorak/25.	17	302	2888	2214	242	2393	2587	2282
Novembar	I	srijeda/2.	2	1	16	148	859	utorak/15.	16	148	1410	1024	112	1078	1208	1208
	II	utorak/1.	1	0	17	130	821	nedelja/27.	17	130	1449	1046	137	1142	1169	1169
	I+II	utorak/1.	1	4	16	243	1760	petak/11.	16	243	2827	2070	249	2220	2377	2377
Decembar	I	ponedeljak/19.	2	0	15	130	628	četvrtak/25.	15	130	1353	871	84	985	879	879
	II	četvrtak/1.	1	0	17	106	490	petak/23.	17	106	1210	847	87	965	861	861
	I+II	nedelja/25.	3	2	14	216	1118	nedelja/25.	14	216	2563	1717	171	1949	1740	1740
Godina	I	srijeda/13.1.	3	0	19	242	300	srijeda/27.1.	19	242	2287	1038	124	1121	1254	1425
	II	ponedeljak/25.1.	1	0	18	202	418	nedelja/31.1.	18	202	2154	1045	132	1161	1205	1441
	I+II	srijeda/27.1.	2	1	19	341	846	nedelja/31.1.	19	341	4166	2083	256	2282	2459	2866

BROJANJE VOZILA NA MREŽI PUTEVA U REPUBLICI SRPSKOJ – 2016. GODINA
VEHICLE COUNTING ON THE ROAD NETWORK OF THE REPUBLIC OF SRPSKA – YEAR 2016

TRAFFIC PARAMETERS

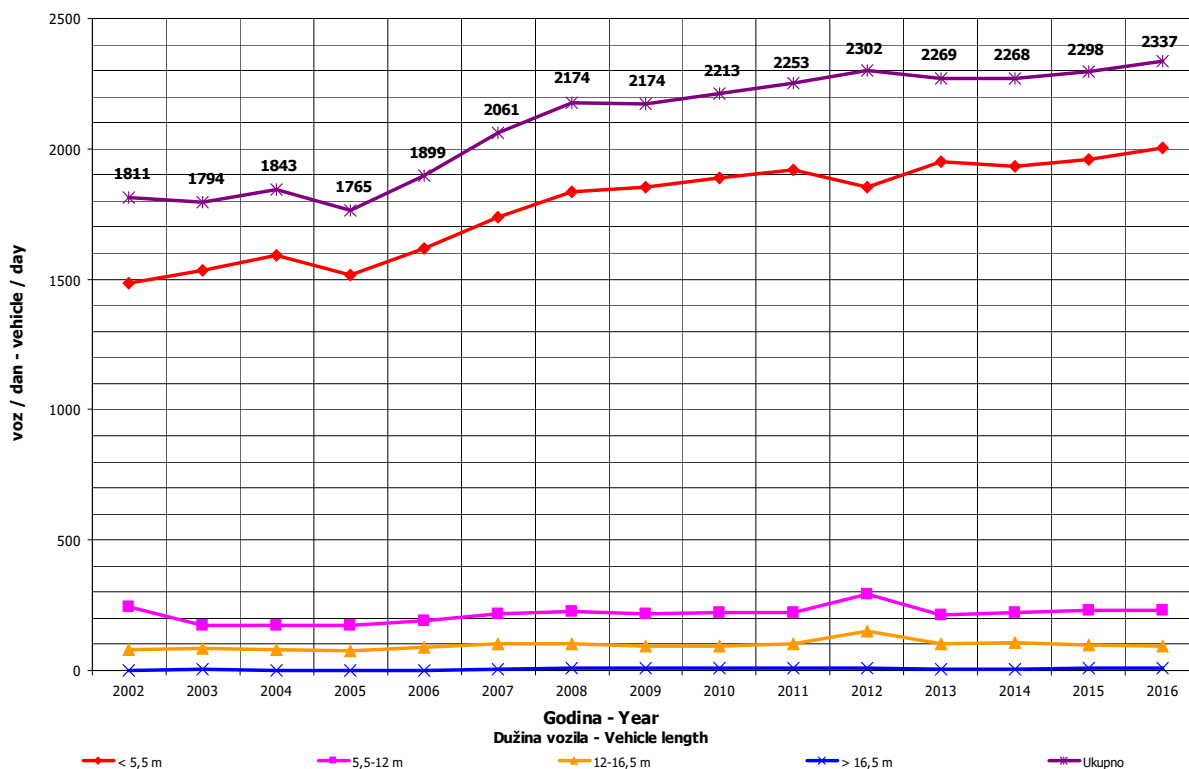
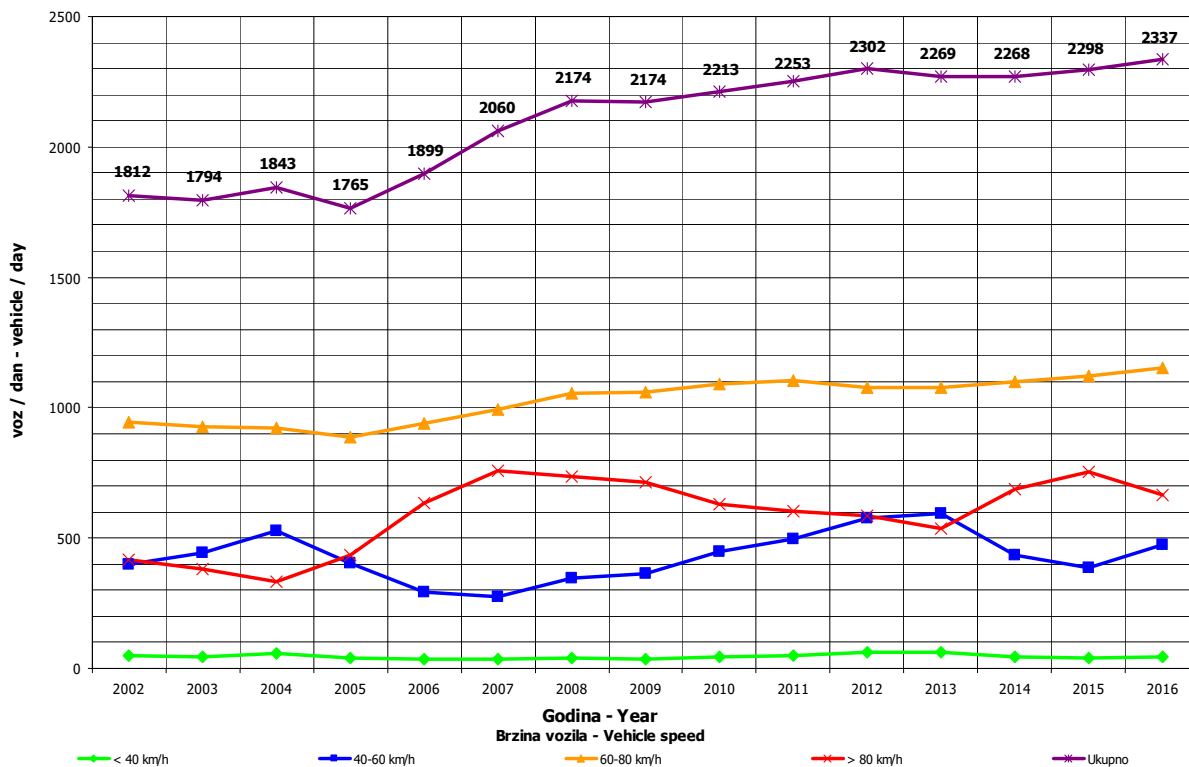
Automatic counter number 000022
 Location / Mileage [km+m] Velečevo / 1+239,00
 Road number / Section M 5 (M1-112) / granica / border RS (Velečevo) - Čadavica

Month	Direction	minimum hour		maximum hour		veh/h	date/day	minimum day		maximum day		veh/day	day time average (5-21 h)	night average (21-05 h)	working day average	weekend average	summer average
		date/day	hour	date/day	hour			date/day	veh/day	veh/day	veh/day						
January	I	13/Wednesday	3	6/Wednesday	15	125	27/Wednesday	27/Wednesday	300	6/Wednesday	1315	711	76	777	801		
	II	25/Monday	1	6/Wednesday	17	109	31/Sunday	31/Sunday	418	6/Wednesday	1259	732	79	821	797		
	I+II	27/Wednesday	2	6/Wednesday	15	223	31/Sunday	31/Sunday	846	6/Wednesday	2574	1443	155	1598	1598		
February	I	3/Wednesday	1	26/Friday	15	107	13/Saturday	13/Saturday	574	26/Friday	1161	772	70	862	788		
	II	2/Tuesday	0	26/Friday	17	120	13/Saturday	13/Saturday	516	26/Friday	1297	765	75	862	780		
	I+II	2/Tuesday	0	26/Friday	15	213	13/Saturday	13/Saturday	1090	26/Friday	2458	1536	145	1724	1568		
March	I	10/Thursday	0	17/Thursday	16	141	9/Wednesday	9/Wednesday	589	31/Thursday	1305	851	87	931	957		
	II	3/Thursday	4	17/Thursday	11	133	9/Wednesday	9/Wednesday	532	31/Thursday	1369	858	89	953	930		
	I+II	10/Thursday	0	17/Thursday	16	219	9/Wednesday	9/Wednesday	1121	31/Thursday	2674	1710	175	1884	1887		
April	I	14/Thursday	0	3/Sunday	18	172	12/Tuesday	12/Tuesday	905	29/Friday	1536	1042	123	1111	1273		
	II	11/Monday	1	29/Friday	18	202	12/Tuesday	12/Tuesday	926	29/Friday	1950	1077	132	1162	1302		
	I+II	20/Wednesday	1	4/Monday	15	292	12/Tuesday	12/Tuesday	1831	29/Friday	3486	2119	255	2273	2574		
May	I	19/Thursday	2	1/Sunday	18	161	31/Thursday	31/Thursday	983	2/Monday	1750	1081	128	1149	1319		
	II	6/Friday	4	21/Saturday	9	148	17/Tuesday	17/Tuesday	1025	21/Saturday	1414	1057	137	1190	1203		
	I+II	19/Thursday	2	2/Monday	16	248	17/Tuesday	17/Tuesday	2016	1/Sunday	2899	2139	265	2339	2522		
June	I	29/Wednesday	1	5/Sunday	20	211	7/Tuesday	7/Tuesday	1022	5/Sunday	1711	1102	158	1207	1407	1260	
	II	1/Wednesday	3	5/Sunday	9	145	7/Tuesday	7/Tuesday	1075	24/Friday	1659	1132	160	1262	1374	1292	
	I+II	22/Wednesday	2	5/Sunday	20	277	7/Tuesday	7/Tuesday	2097	5/Sunday	3314	2234	212	2469	2781	2552	
July	I	1/Friday	1	31/Sunday	19	242	5/Tuesday	5/Tuesday	1265	24/Sunday	2220	1324	218	1436	1748	1536	
	II	27/Wednesday	3	29/Friday	17	148	5/Tuesday	5/Tuesday	1301	30/Saturday	1938	1333	206	1485	1651	1538	
	I+II	2/Saturday	2	31/Sunday	19	341	5/Tuesday	5/Tuesday	2566	24/Sunday	3950	2657	418	2920	3399	3075	
August	I	17/Wednesday	2	7/Sunday	19	219	30/Tuesday	30/Tuesday	1134	7/Sunday	2287	1389	200	1491	1871	1589	
	II	22/Monday	3	5/Friday	18	168	30/Tuesday	30/Tuesday	1210	6/Saturday	2154	1391	208	1549	1743	1599	
	I+II	17/Wednesday	2	7/Sunday	19	326	30/Tuesday	30/Tuesday	2344	7/Sunday	4166	2780	408	3039	3614	3188	
September	I	26/Monday	0	4/Sunday	18	171	8/Thursday	8/Thursday	1000	11/Sunday	1623	1186	129	1259	1471	1315	
	II	8/Thursday	3	23/Friday	18	147	8/Thursday	8/Thursday	1047	7/Wednesday	1637	1189	146	1316	1385	1335	
	I+II	2/Friday	2	4/Sunday	17	285	8/Thursday	8/Thursday	2047	16/Friday	3099	2375	275	2575	2856	2650	
October	I	5/Wednesday	1	23/Sunday	17	167	25/Tuesday	25/Tuesday	1021	28/Friday	1462	1105	113	1166	1325		
	II	10/Monday	1	21/Friday	17	202	25/Tuesday	25/Tuesday	996	28/Friday	1499	1109	129	1227	1262		
	I+II	26/Wednesday	2	21/Friday	17	302	25/Tuesday	25/Tuesday	2017	7/Friday	2888	2214	242	2393	2587		
November	I	2/Wednesday	2	6/Sunday	16	148	15/Tuesday	15/Tuesday	859	20/Sunday	1410	1024	112	1078	1208		
	II	1/Tuesday	1	4/Friday	17	130	27/Sunday	27/Sunday	821	11/Friday	1449	1046	137	1142	1169		
	I+II	19/Monday	1	11/Friday	16	243	15/Tuesday	15/Tuesday	1760	28/Thursday	2827	2070	249	2220	2377		
December	I	19/Monday	2	22/Thursday	15	130	25/Sunday	25/Sunday	628	23/Friday	1353	871	84	985	879		
	II	1/Thursday	1	2/Friday	17	106	25/Sunday	25/Sunday	490	23/Friday	1210	847	87	965	861		
	I+II	29/Sunday	3	23/Friday	14	216	25/Sunday	25/Sunday	1118	23/Friday	2563	1717	171	1949	1740		
Year	I	January 13/Wednesday	3	July 31/Sunday	19	242	January 27/Wednesday	January 27/Wednesday	300	August 7/Sunday	2287	1038	124	1121	1254	1425	
	II	January 25/Monday	1	April 29/Friday	18	202	January 31/Sunday	January 31/Sunday	418	August 6/Saturday	2154	1045	132	1161	1205	1441	
	I+II	January 27/Wednesday	2	July 31/Sunday	19	341	January 31/Sunday	January 31/Sunday	846	August 7/Sunday	4166	2083	256	2282	2459	2866	

GODIŠNJA NERAVNOMJERNOST SAOBRAĆAJNOG TOKA TRAFFIC FLOW ANNUAL VARIATION

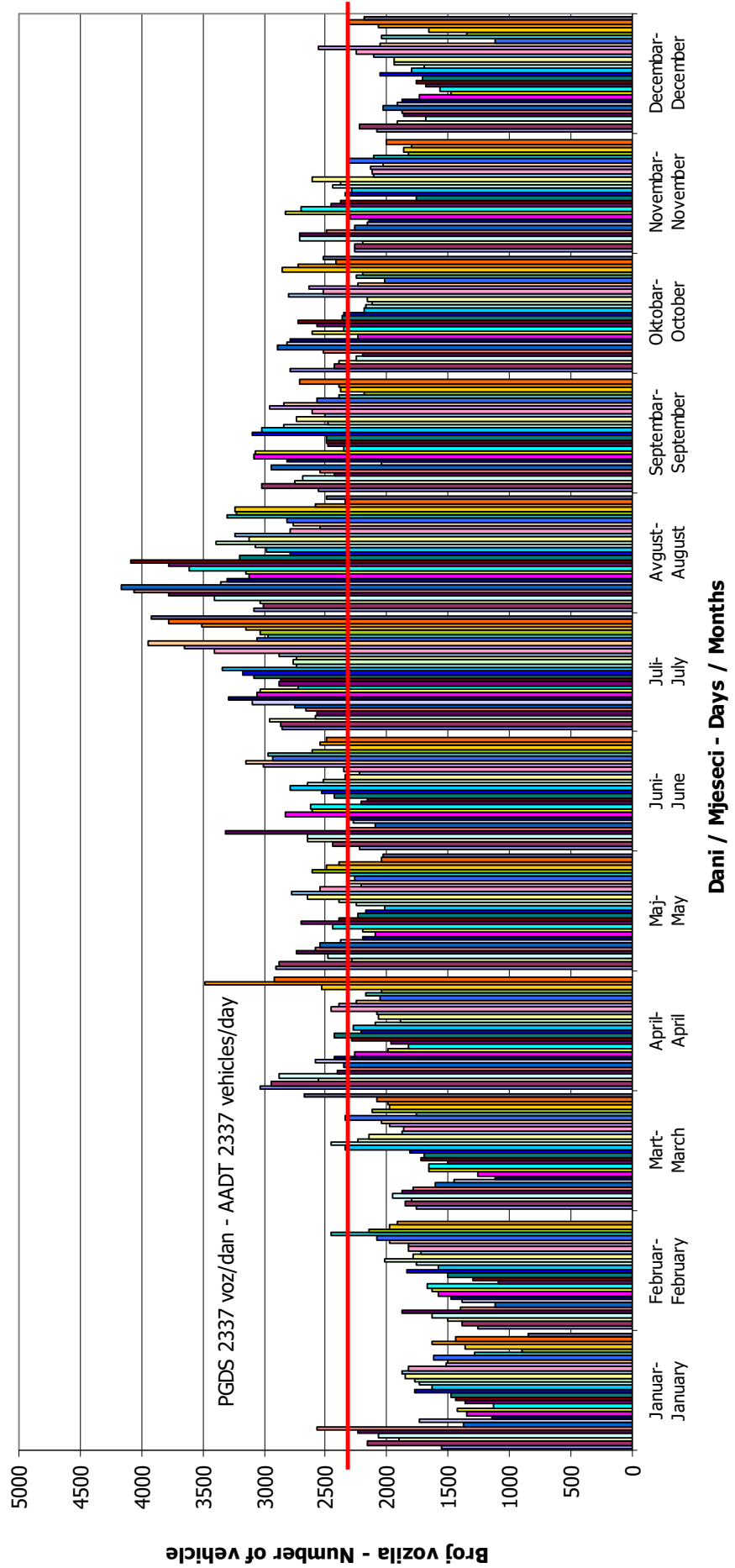
Automatski brojač broj - Automatic counter number
 Lokalizet - Location / Stacionaža - Mileage [km+m]
 Broj puta - Road number / Dionica - Section

000022
 Velečevo / 1+239,00
 M 5 (MI-112) / granica / border RS (Velečevo) -
 Čađavica



**DNEVNA NERAVNOMJERNOST SAOBRAĆAJNOG TOKA
 TRAFFIC FLOW DAILY VARIATION**

Automatski brojač broj - Automatic counter number 000022
 Lokalizet - Location / Stacionaža - Mileage [km+tm] Velečevo / 1+239,00
 Broj puta - Road number/ Dionica - Section M 5 (M1-112) / granica / border RS (Velečevo) - Čadavica

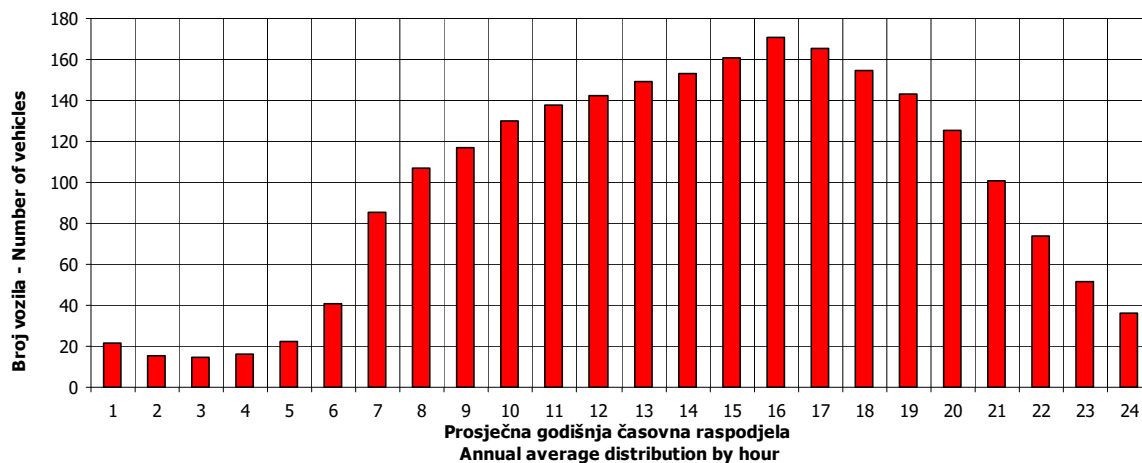


VREMENSKA RASPODJELA SAOBRAĆAJNOG TOKA TRAFFIC FLOW TIME DISTRIBUTION

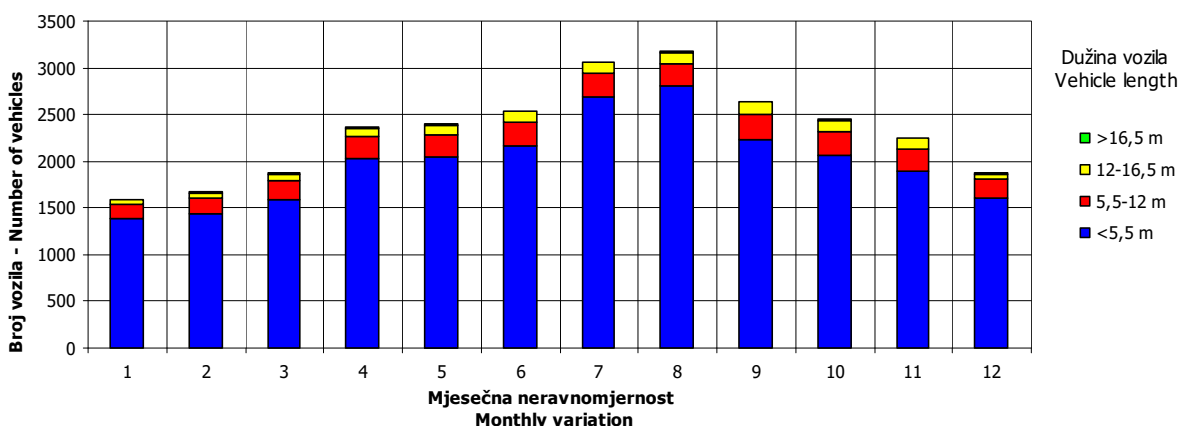
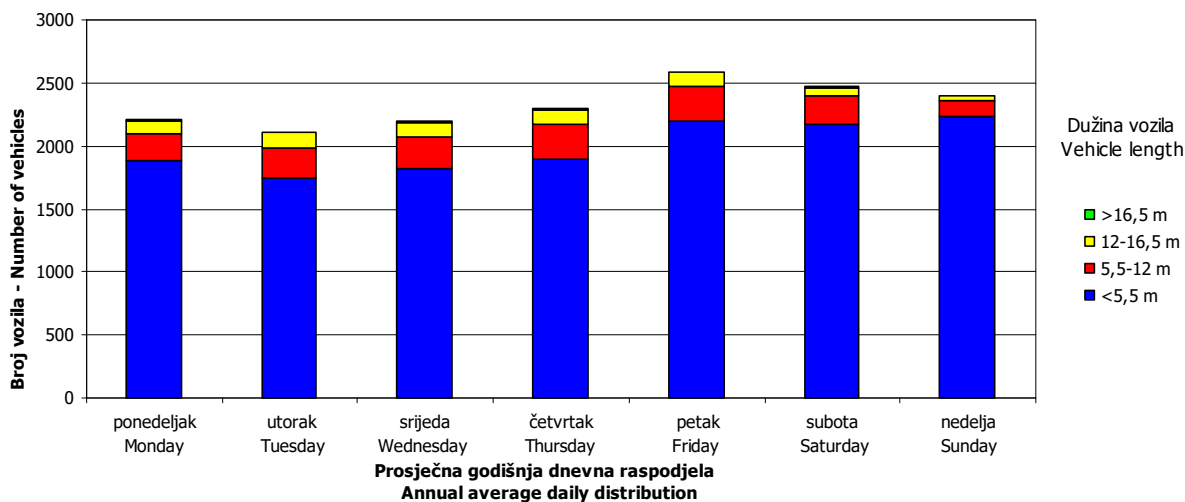
Automatski brojač broj - Automatic counter number
 Lokalizet - Location / Stacionaža - Mileage [km+m]
 Broj puta - Road number / Dionica - Section

000022
 Velečevo / 1+239,00
 M 5 (MI-112) / granica / border RS (Velečevo) -
 Čadavica

PGDS 2337 voz/dan AADT 2337 veh/day



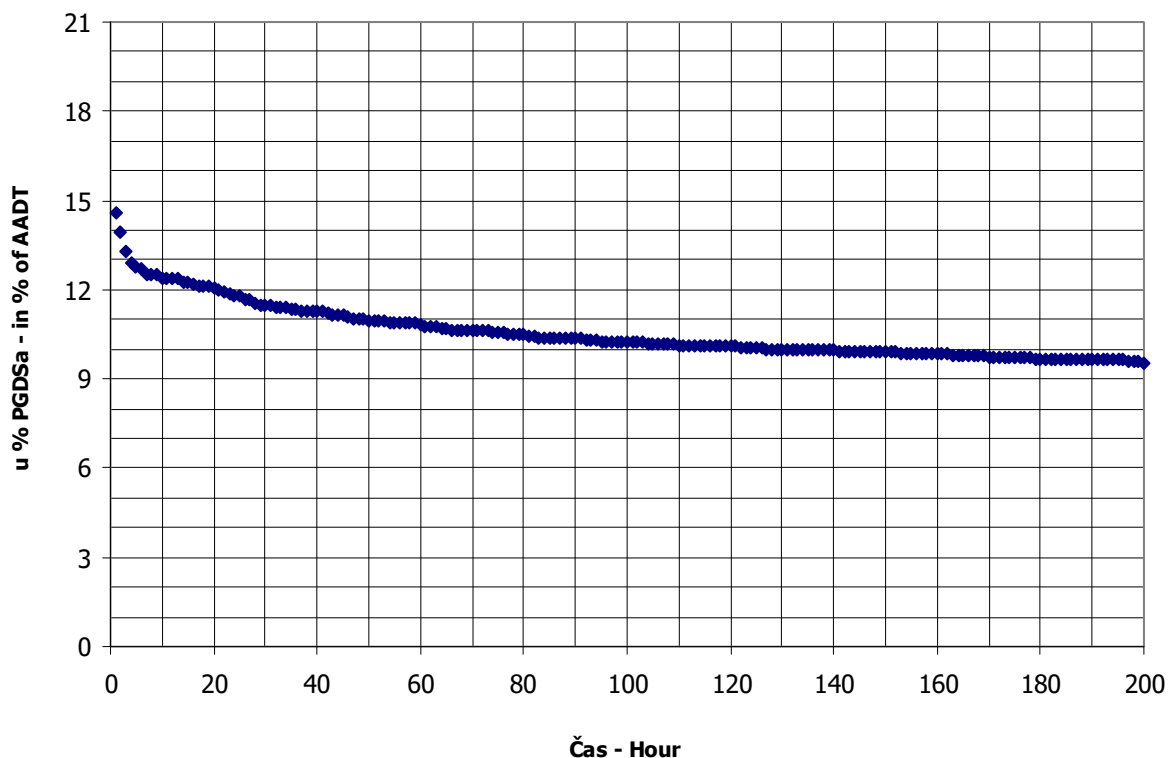
22



SATNA DISTRIBUCIJA SAOBRAĆAJNOG TOKA TRAFFIC FLOW HOURLY DISTRIBUTION

Automatski brojač broj - Automatic counter number 000022
 Lokaliteta - Location / Stacionaža - Mileage [km+m] Velečevo / 1+239,00
 Broj puta - Road number / Dionica - Section M 5 (MI-112) / granica / border RS (Velečevo) - Čađavica

PGDS - AADT	2337 voz/dan - veh/day							
Čas - Hour	Maksimalni vršni sat - Maximum peak hour	10	20	30	40	50	100	200
Sat u danu - Hour of day	19	18	17	15	16	14	18	15
Sat u godini - Hour in year	5108	2875	5394	5440	5441	5079	2251	136
Dan - Day of week	nedelja - Sunday	petak - Friday	petak - Friday	nedelja - Sunday	nedelja - Sunday	subota - Saturday	nedelja - Sunday	srijeda - Wednesday
Datum - Date	31	29	12	14	14	30	3	6
Mjesec - Month	juli - July	april - April	avgust - August	avgust - August	avgust - August	juli - July	april - April	januar - January
Vrijednost - Value	341	290	281	268	263	256	239	223
% - percent	14.59	12.41	12.02	11.47	11.25	10.95	10.23	9.54



BROJANJE VOZILA NA MREŽI PUTEVA U REPUBLICI SRPSKOJ – 2016. GODINA
VEHICLE COUNTING ON THE ROAD NETWORK OF THE REPUBLIC OF SRPSKA – YEAR 2016

MJESEČNI BROJ VOZILA
MONTHLY NUMBER OF VEHICLES

Automatski brojač broj - Automatic counter number
 Lokalitet - Location / Stacionaža - Mileage [km+m]
 Broj puta - Road number / Dionica - Section

000023
 Garevac / 11+104,00
 M 17 (MI-105) / Crkvina - Modriča 1

	Mjesec - Month											
	Januar- January	Februar- February	Mart- March	April- April	Maj- May	Jun- June	Juli- July	August- August	Septembar- September	Oktober- October	Novembar- November	Decembar- December
1	3295	4044	4755	6525	5031	4853	5961	7829	6121	5820	5819	4676
2	4618	4068	4635	5074	5471	5400	5563	7342	6717	4791	5500	5395
3	4364	4353	4610	4506	5776	6078	4956	7392	6170	5628	5495	4210
4	5071	4276	5132	5062	6052	5121	5584	7703	5813	5809	6214	3456
5	5482	4840	4432	5194	7272	5067	5618	8054	5714	5729	5597	4841
6	3890	3929	3772	5247	6566	5164	5969	7927	5945	5981	5002	4896
7	3005	3010	4537	5296	6009	5408	5963	7492	6066	6920	5589	5037
8	4881	3880	4612	5705	5298	5376	6589	7362	5403	6307	5623	5023
9	4831	4260	3288	5213	5655	5527	6323	7252	6084	5289	5234	5341
10	4450	4048	3781	4655	5682	6148	5611	6849	5540	5456	5437	4587
11	4517	4071	4695	5501	5778	5015	6485	7066	5268	5753	6322	3708
12	4789	4597	4067	6111	6628	4431	6646	7842	5825	5369	5415	4746
13	4581	2959	3598	5515	6916	5557	6265	8091	5908	6044	4932	4894
14	4074	3328	4671	6165	5803	5772	6654	7122	5716	6558	5353	4777
15	4845	4112	4892	7135	5002	5368	7627	7334	5956	5786	5481	4863
16	4193	4255	4888	6577	4988	5750	7471	7118	6582	4941	5531	5352
17	3627	4248	4970	5645	5312	6120	6541	6826	6165	5592	5408	4482
18	4513	4445	5513	7108	5339	5653	7422	7433	6158	5555	6278	4206
19	4894	4997	4850	6324	5360	4818	6307	7397	5738	5492	5156	5069
20	4877	4162	4372	6180	6383	5239	6960	6944	6395	5401	4749	5240
21	4942	3686	4721	6885	5787	5083	6759	6323	6015	6186	5433	5184
22	4955	4851	5043	6085	5269	3518	7602	6302	5702	5657	5438	5422
23	4030	4719	5178	5398	5644	5150	7755	6623	6587	4843	5181	6138
24	3111	4793	5262	4685	5793	6318	6698	6269	5571	5300	5089	4864
25	4371	4860	5743	6243	5611	5230	7168	6496	5100	5484	5659	4300
26	4415	5389	4726	5978	5759	4930	6642	7116	5793	5794	4857	5169
27	3735	4529	4461	5648	6252	5713	6845	6565	5735	5673	3964	5152
28	3873	3952	5273	5903	5653	5936	7212	6286	5656	6638	4903	5691
29	4478	4640	5581	6374	5067	5544	8408	6414	5896	6627	5319	5736
30	3545		5697	5860	5028	5745	8626	6084	6462	6111	4722	5983
31	2662		7042		5002		7758	5895		5623		5231
Ukupno- Total	132832	123236	148801	173789	177247	161059	208072	218828	177806	178114	160663	153650
Prosjek- Average	4285	4250	4800	5793	5718	5369	6712	7059	5927	5746	5355	4956
Godišnji prosjek (PGDS) - Annual average (AADT)												5503

BROJANJE VOZILA NA MREŽI PUTEVA U REPUBLICI SRPSKOJ – 2016. GODINA
VEHICLE COUNTING ON THE ROAD NETWORK OF THE REPUBLIC OF SRPSKA – YEAR 2016

STRUKTURA SAOBRAĆAJNOG TOKA
TRAFFIC FLOW COMPOSITION

Automatski brojač broj - Automatic counter number
 Lokalizet - Location / Stacionaža - Mileage [km+m]
 Broj puta - Road number / Dionica - Section

000023
 Garevac / 11+104,00
 M 17 (MI-105) / Crkvina - Modriča 1

Mjesec - Month	Smjer - Direction	Dužina vozila - Vehicle length								Ukupno - Total
		< 5,5 m	(%)	5,5 - 12 m	(%)	12 - 16,5 m	(%)	< 16,5 m	(%)	
Januar - January	I	55258	83.4	6273	9.5	4621	7.0	86	0.1	66238
	II	56529	84.9	6093	9.1	3955	5.9	17	0.0	66594
	ukupno - total	111787	84.2	12366	9.3	8576	6.5	103	0.1	132832
Februar - February	I	49268	80.2	6657	10.8	5438	8.9	70	0.1	61432
	II	50412	81.6	6701	10.8	4680	7.6	11	0.0	61804
	ukupno - total	99680	80.9	13357	10.8	10118	8.2	81	0.1	123236
Mart - March	I	59358	79.1	8420	11.2	7186	9.6	49	0.1	75013
	II	59343	80.4	8310	11.3	6118	8.3	18	0.0	73788
	ukupno - total	118701	79.8	16729	11.2	13304	8.9	67	0.0	148801
April - April	I	73141	83.3	8468	9.6	6156	7.0	34	0.0	87799
	II	72451	84.3	8389	9.8	5128	6.0	23	0.0	85990
	ukupno - total	145592	83.8	16857	9.7	11283	6.5	57	0.0	173789
Maj - May	I	72733	81.8	8982	10.1	7103	8.0	47	0.1	88865
	II	73385	83.0	8922	10.1	6062	6.9	13	0.0	88382
	ukupno - total	146118	82.4	17905	10.1	13165	7.4	60	0.0	177247
Juni - June	I	66532	81.7	8217	10.1	6612	8.1	26	0.0	81388
	II	65774	82.6	8379	10.5	5501	6.9	17	0.0	79671
	ukupno - total	132306	82.1	16596	10.3	12113	7.5	43	0.0	161059
Juli - July	I	90178	84.6	9470	8.9	6909	6.5	34	0.0	106591
	II	86044	84.8	9544	9.4	5881	5.8	12	0.0	101481
	ukupno - total	176222	84.7	19014	9.1	12789	6.1	46	0.0	208072
Avgust - August	I	89923	83.8	9935	9.3	7389	6.9	39	0.0	107286
	II	95230	85.4	10053	9.0	6237	5.6	23	0.0	111542
	ukupno - total	185152	84.6	19988	9.1	13626	6.2	62	0.0	218828
Septembar - September	I	71979	81.0	9787	11.0	7031	7.9	35	0.0	88832
	II	73295	82.4	9702	10.9	5960	6.7	17	0.0	88974
	ukupno - total	145274	81.7	19490	11.0	12991	7.3	52	0.0	177806
Oktobar - October	I	72349	81.2	9943	11.2	6777	7.6	64	0.1	89133
	II	73072	82.1	10052	11.3	5841	6.6	16	0.0	88982
	ukupno - total	145422	81.6	19995	11.2	12618	7.1	80	0.0	178114
Novembar - November	I	64027	80.0	9477	11.8	6458	8.1	59	0.1	80021
	II	65384	81.1	9530	11.8	5710	7.1	17	0.0	80642
	ukupno - total	129411	80.5	19007	11.8	12169	7.6	76	0.0	160663
Decembar - December	I	62472	80.5	8704	11.2	6338	8.2	83	0.1	77597
	II	62196	81.8	8573	11.3	5261	6.9	23	0.0	76053
	ukupno - total	124668	81.1	17277	11.2	11599	7.5	106	0.1	153650
Ukupno (godišnje) - Total (annual)	I	827217	81.9	104333	10.3	78019	7.7	627	0.1	1010196
	II	833115	83.0	104247	10.4	66333	6.6	207	0.0	1003902
	ukupno - total	1660332	82.4	208580	10.4	144351	7.2	834	0.0	2014098
Prosjek (PGDS) - Average (AADT)	I	2260	81.9	285	10.3	213	7.7	2	0.1	2760
	II	2276	83.0	285	10.4	181	6.6	1	0.0	2743
	ukupno - total	4536	82.4	570	10.4	394	7.2	2	0.0	5503

BROJANJE VOZILA NA MREŽI PUTEVA U REPUBLICI SRPSKOJ – 2016. GODINA
VEHICLE COUNTING ON THE ROAD NETWORK OF THE REPUBLIC OF SRPSKA – YEAR 2016

SAOBRAĆAJNI POKAZATELJI

Automatski brojač broj
 Lokalitet / Stacionaža [km+m]
 Broj puta / Dionica

000023

Garevac / 11+104,00

M 17 (MI-105) / Crkvina - Modriča 1

Mjesec	Smjer	minimalni čas			maksimalni čas			minimalni dan		maksimalni dan		dnevni prosjek (05-21 h)	noćni prosjek (21-05 h)	prosjek radnim danom	prosjek vikendom	ljetni prosjek
		datum/dan	čas	voz/h	datum/dan	čas	voz/h	datum/dan	voz/dan	datum/dan	voz/dan					
Januar	I	utorak/12.	3	7	15	216	1294	nedjelja/31.	13	302	1368	2759	221	2341	1857	
	II	petak/29.	3	3	13	302	nedjelja/31.	15	464	2662	5482	442	4627	3817		
	I+II	ponedjeljak/11.	3	13	3	3	3	nedjelja/31.	12	205	1442	2810	195	2241	1800	
Februar	I	četvrtak/11.	3	3	15	232	nedjelja/7.	1481	407	2959	5389	386	4464	3694		
	II	petak/12.	2	1	9	407	subota/13.	1632	254	1656	3288	4341	459	4979	4285	
	I+II	četvrtak/4.	2	9	4	6	4	subota/13.	12	319	2146	3900	331	3033	2712	
Mart	I	srijeda/9.	4	6	16	562	srijeda/9.	15	273	1656	3324	225	2454	2171		
	II	četvrtak/10.	1	4	14	503	četvrtak/31.	16	503	3288	7042	4341	459	4979	4285	
	I+II	srijeda/9.	2	14	2	7	2	srijeda/9.	12	319	2146	3900	331	3033	2712	
April	I	četvrtak/7.	2	6	6	356	petak/1.	2	6	6	3927	2545	322	2957	2687	
	II	utorak/12.	2	16	2	562	ponedjeljak/18.	15	283	2314	4067	2531	335	2985	2649	
	I+II	utorak/12.	2	16	1	9	1	petak/1.	12	562	4506	7135	5140	653	5991	5399
Maj	I	utorak/17.	3	5	3	282	četvrtak/5.	16	283	2314	4067	2531	335	2985	2649	
	II	utorak/17.	1	9	16	533	četvrtak/12.	13	282	2463	3384	2545	305	2872	2810	
	I+II	utorak/17.	1	16	1	16	1	četvrtak/5.	15	533	4988	7272	5076	640	5857	5459
Juni	I	srijeda/22.	2	2	18	248	ponedjeljak/16.	18	248	1781	3347	2377	335	2799	2472	2712
	II	srijeda/1.	2	4	2	258	srijeda/22.	14	258	1737	3014	2324	332	2690	2562	2656
	I+II	srijeda/22.	2	9	2	445	četvrtak/16.	12	445	3518	6318	4700	667	5489	5033	5368
Juli	I	srijeda/6.	3	14	3	365	petak/24.	10	365	2362	4678	2936	500	3437	3435	3436
	II	petak/1.	2	8	2	595	subota/30.	17	301	2594	3971	2819	454	3263	3295	3273
	I+II	petak/1.	2	25	2	595	subota/30.	12	595	4956	8626	5755	954	6699	6730	6709
Avgust	I	utorak/30.	2	7	2	282	petak/5.	14	282	2642	4196	2987	473	3513	3308	3460
	II	srijeda/24.	3	9	3	323	četvrtak/4.	15	323	2946	4133	3117	479	3530	3786	3596
	I+II	utorak/30.	2	27	2	576	četvrtak/5.	15	576	5895	8091	6104	953	7043	7094	7056
Septembar	I	utorak/20.	2	12	2	291	nedjelja/18.	17	291	2398	3491	2619	342	3025	2782	2960
	II	petak/2.	3	5	3	360	nedjelja/25.	13	360	2702	3237	2637	330	2976	2941	2967
	I+II	petak/2.	3	22	3	509	nedjelja/18.	18	509	5100	6717	5255	672	6001	5723	5927
Oktobar	I	srijeda/19.	1	6	2	282	subota/29.	9	282	2287	3601	2585	290	2930	2760	
	II	četvrtak/13.	3	6	3	286	petak/14.	15	286	2463	3319	2576	296	2879	2857	
	I+II	srijeda/12.	1	20	1	525	nedjelja/30.	16	525	4791	6920	5161	586	5809	5617	
Novembar	I	četvrtak/24.	2	7	2	276	petak/4.	16	276	1866	3274	2430	292	2764	2441	
	II	srijeda/2.	3	5	3	508	petak/11.	15	275	2098	3092	2444	297	2740	2570	
	I+II	srijeda/2.	1	13	1	297	petak/4.	16	508	3964	6322	4874	589	5505	5012	
Decembar	I	petak/2.	1	6	2	297	petak/23.	13	297	1667	3296	2285	239	2642	2163	
	II	nedjelja/4.	4	4	2	266	petak/30.	14	266	1789	2952	2219	235	2568	2175	
	I+II	ponedjeljak/5.	2	11	2	519	petak/23.	13	519	3456	6138	4484	474	5210	4338	
Godina	I	srijeda/22.6.	2	2	10	365	subota/30.7.	10	365	1294	4678	2446	316	2853	2541	3142
	II	petak/12.2.	2	1	2	360	nedjelja/18.9.	13	360	1368	4133	2438	307	2787	2642	3123
	I+II	četvrtak/4.2.	2	9	2	595	subota/30.7.	12	595	2662	8626	4883	623	5640	5183	6265

BROJANJE VOZILA NA MREŽI PUTEVA U REPUBLICI SRPSKOJ – 2016. GODINA
VEHICLE COUNTING ON THE ROAD NETWORK OF THE REPUBLIC OF SRPSKA – YEAR 2016

TRAFFIC PARAMETERS

Automatic counter number
 Location / Mileage [km+m]
 Road number / Section

000023

Garevac / 11+104,00

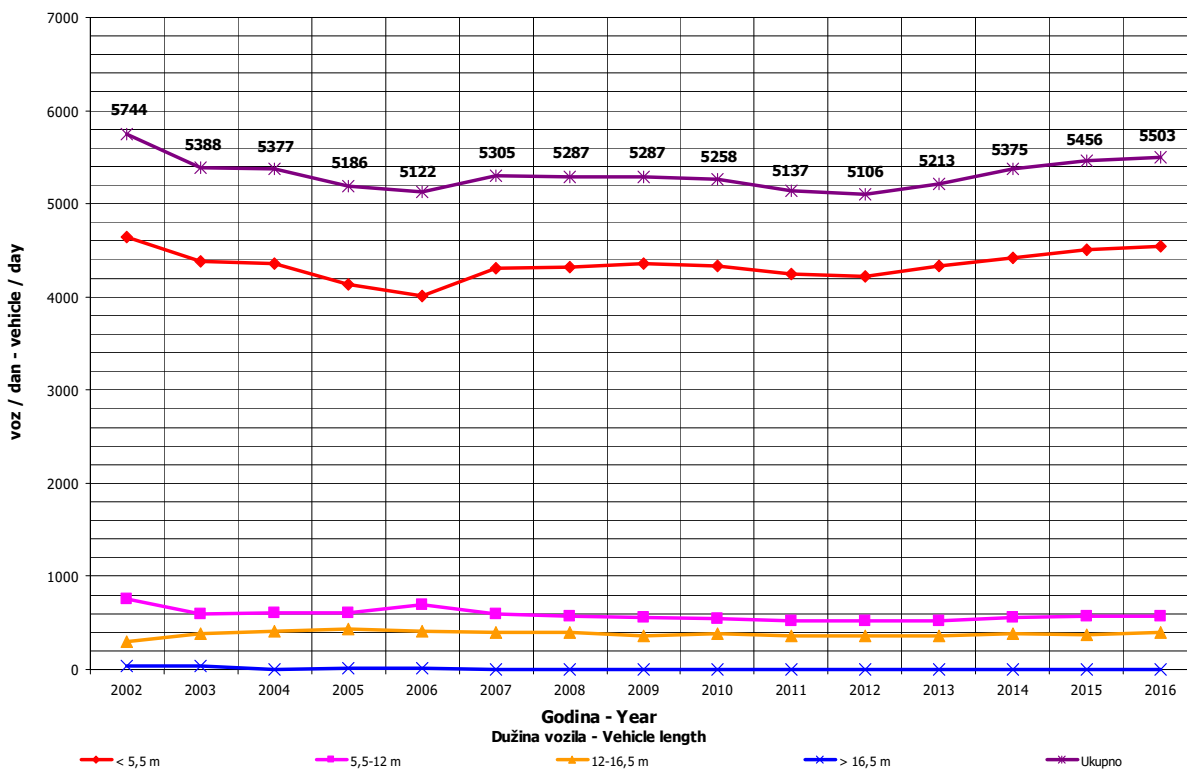
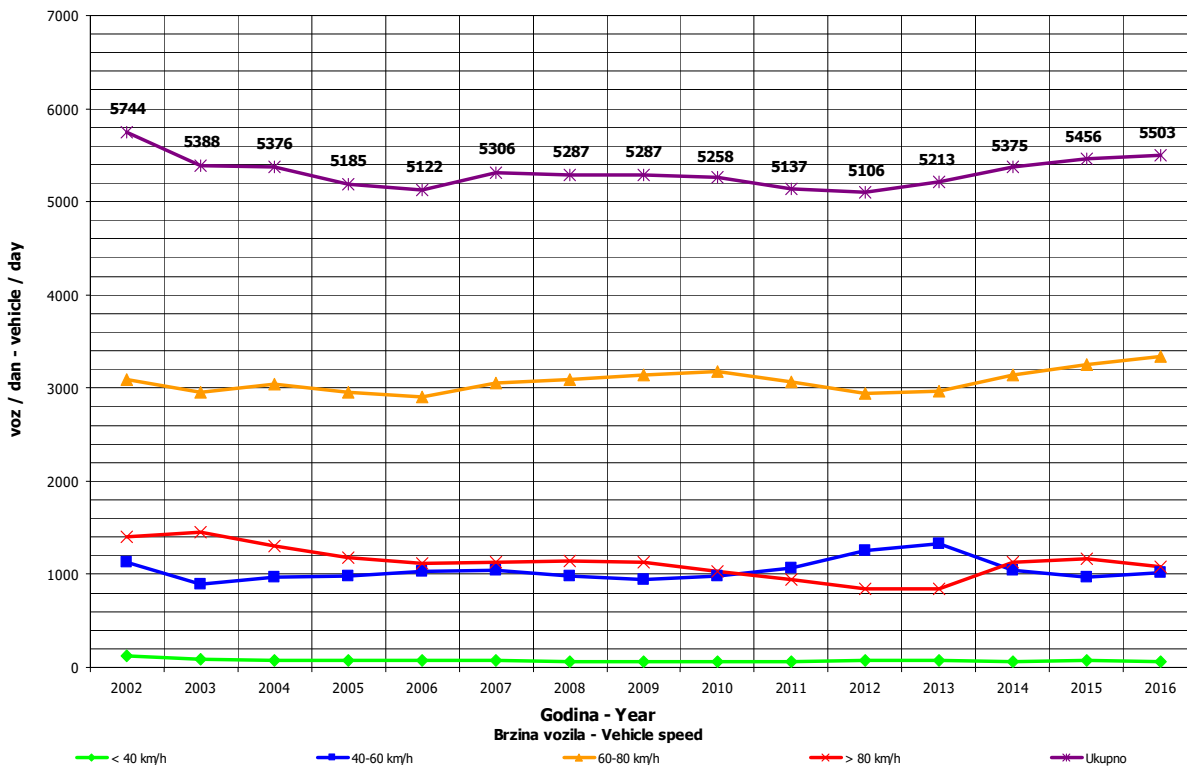
M 17 (MI-105) / Crkvina - Modriča 1

Month	Direction	minimum hour		maximum hour		veh/h	minimum day		maximum day		veh/day	day time average (5-21 h)	night average (21-05 h)	working day average	weekend average	summer average
		date/day	hour	date/day	hour		date/day	hour	date/day	veh/day						
January	I	12/Tuesday	3	7	5/Tuesday	15	216	31/Sunday	1294	5/Tuesday	2759	1916	221	2341	1857	
	II	29/Friday	3	3	10/Sunday	13	302	31/Sunday	1368	5/Tuesday	2723	1929	221	2287	1960	
	I+II	11/Monday	3	13	10/Sunday	13	464	31/Sunday	2662	5/Tuesday	5482	3845	442	4627	3817	
February	I	11/Thursday	3	3	26/Friday	12	205	7/Sunday	1442	26/Friday	2810	1925	195	2241	1800	
	II	12/Friday	2	1	25/Thursday	15	232	13/Saturday	1481	22/Monday	2651	1941	191	2223	1894	
	I+II	4/Thursday	2	9	26/Friday	15	407	13/Saturday	2959	26/Friday	5389	3865	386	4464	3694	
March	I	9/Wednesday	4	6	31/Thursday	14	254	9/Wednesday	1632	31/Thursday	3718	2186	234	2526	2114	
	II	10/Thursday	1	4	31/Thursday	15	273	9/Wednesday	1656	31/Thursday	3324	2155	225	2454	2171	
	I+II	9/Wednesday	2	14	31/Thursday	16	503	9/Wednesday	3288	31/Thursday	7042	4341	459	4979	4285	
April	I	7/Thursday	2	7	1/Friday	12	319	3/Sunday	2146	15/Friday	3900	2395	331	3033	2712	
	II	12/Tuesday	2	6	18/Monday	15	356	3/Sunday	2360	18/Monday	3927	2545	322	2957	2687	
	I+II	12/Tuesday	2	16	1/Friday	12	562	3/Sunday	4506	15/Friday	7135	5140	653	5991	5399	
May	I	17/Tuesday	1	9	5/Thursday	16	283	15/Sunday	2314	5/Thursday	4067	2531	335	2985	2649	
	II	17/Tuesday	3	5	12/Thursday	13	282	31/Thursday	2463	13/Thursday	3384	2545	305	2872	2810	
	I+II	17/Tuesday	1	16	5/Thursday	15	533	16/Monday	4988	5/Thursday	7272	5076	640	5857	5459	
June	I	22/Wednesday	2	2	16/Thursday	18	248	22/Wednesday	1781	24/Friday	3347	2377	335	2799	2472	2712
	II	1/Wednesday	2	4	16/Thursday	14	258	22/Wednesday	1737	28/Tuesday	3014	2324	332	2690	2562	2656
	I+II	22/Wednesday	2	9	24/Friday	12	445	22/Wednesday	3518	24/Friday	6318	4706	667	5489	5033	5368
July	I	6/Wednesday	3	14	30/Saturday	10	365	3/Sunday	2362	30/Saturday	4678	2936	500	3437	3435	3436
	II	1/Friday	2	8	30/Saturday	17	301	3/Sunday	2594	31/Sunday	3971	2819	454	3263	3295	3273
	I+II	1/Friday	2	25	30/Saturday	12	595	3/Sunday	4956	30/Saturday	8626	5755	954	6699	6730	6709
August	I	30/Tuesday	2	7	5/Friday	14	282	28/Sunday	2642	5/Friday	4196	2987	473	3513	3308	3460
	II	24/Wednesday	3	9	4/Thursday	15	323	31/Wednesday	2946	7/Sunday	4133	3117	479	3530	3786	3596
	I+II	30/Tuesday	2	27	5/Friday	15	576	31/Wednesday	5895	13/Saturday	8091	6104	953	7043	7094	7056
September	I	20/Tuesday	2	12	18/Sunday	17	291	25/Sunday	2398	2/Friday	3491	2619	342	3025	2782	2960
	II	2/Friday	3	5	18/Sunday	13	360	25/Sunday	2702	16/Friday	3237	2637	330	2976	2941	2967
	I+II	2/Friday	3	22	18/Sunday	18	509	25/Sunday	5100	2/Friday	6717	5255	672	6001	5723	5927
October	I	19/Wednesday	1	6	29/Saturday	9	282	16/Sunday	2287	7/Friday	3601	2585	290	2930	2760	
	II	13/Thursday	3	6	14/Friday	15	286	2/Sunday	2463	7/Friday	3319	2576	296	2879	2857	
	I+II	12/Wednesday	1	20	30/Sunday	16	525	2/Sunday	4791	7/Friday	6920	5161	586	5809	5617	
November	I	24/Thursday	2	7	4/Friday	16	276	27/Sunday	1866	18/Friday	3274	2430	292	2764	2441	
	II	2/Wednesday	3	5	11/Friday	15	275	27/Sunday	2098	11/Friday	3092	2444	297	2740	2570	
	I+II	16/Wednesday	1	13	4/Friday	16	508	27/Sunday	3964	11/Friday	6322	4874	589	5505	5012	
December	I	2/Friday	1	6	23/Friday	13	297	4/Sunday	1667	23/Friday	3296	2265	239	2642	2163	
	II	4/Sunday	4	4	30/Friday	14	266	4/Sunday	1789	30/Friday	2952	2219	235	2568	2175	
	I+II	5/Monday	2	11	23/Friday	13	519	4/Sunday	3456	23/Friday	6138	4484	474	5210	4338	
Year	I	June 22/Wednesday	2	2	July 30/Saturday	10	365	January 31/Sunday	1294	July 30/Saturday	4678	2446	316	2853	2541	3142
	II	February 12/Friday	2	1	September 18/Sunday	13	360	January 31/Sunday	1368	August 7/Sunday	4133	2438	307	2787	2642	3123
	I+II	February 4/Thursday	2	9	July 30/Saturday	12	595	January 31/Sunday	2662	July 30/Saturday	8626	4883	623	5640	5183	6265

GODIŠNJA NERAVNOMJERNOST SAOBRAĆAJNOG TOKA TRAFFIC FLOW ANNUAL VARIATION

Automatski brojač broj - Automatic counter number
 Lokalitet - Location / Stacionaža - Mileage [km+m]
 Broj puta - Road number / Dionica - Section

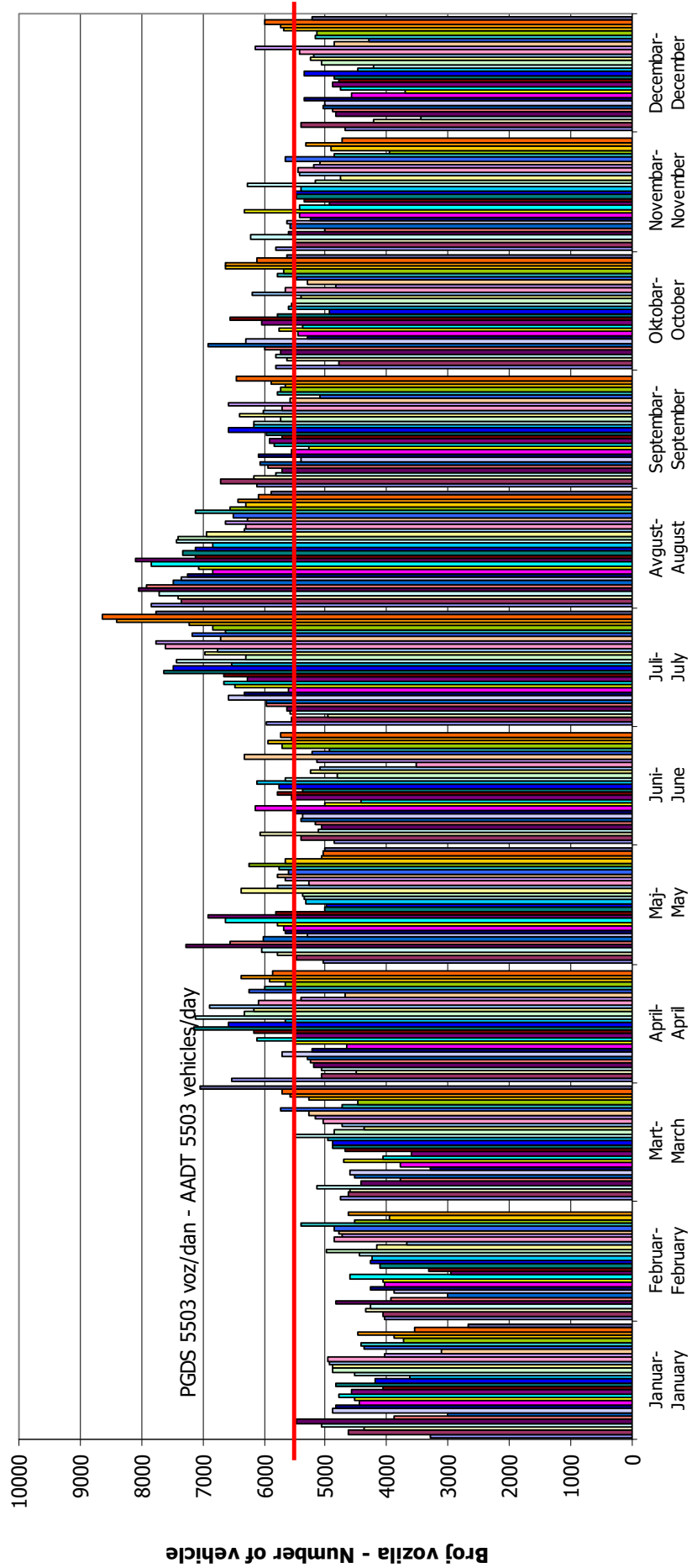
000023
 Garevac / 11+104,00
 M 17 (MI-105) / Crkvina - Modriča 1



**DNEVNA NERAVNOMJERNOST SAOBRAĆAJNOG TOKA
 TRAFFIC FLOW DAILY VARIATION**

Automatski brojač broj - Automatic counter number
 Lokalizet - Location / Stacionaža - Mileage [km+mm]
 Broj puta - Road number/ Dionica - Section

000023
 Garevac / 11+104,00
 M 17 (M1-105) / Crkvina - Modriča 1

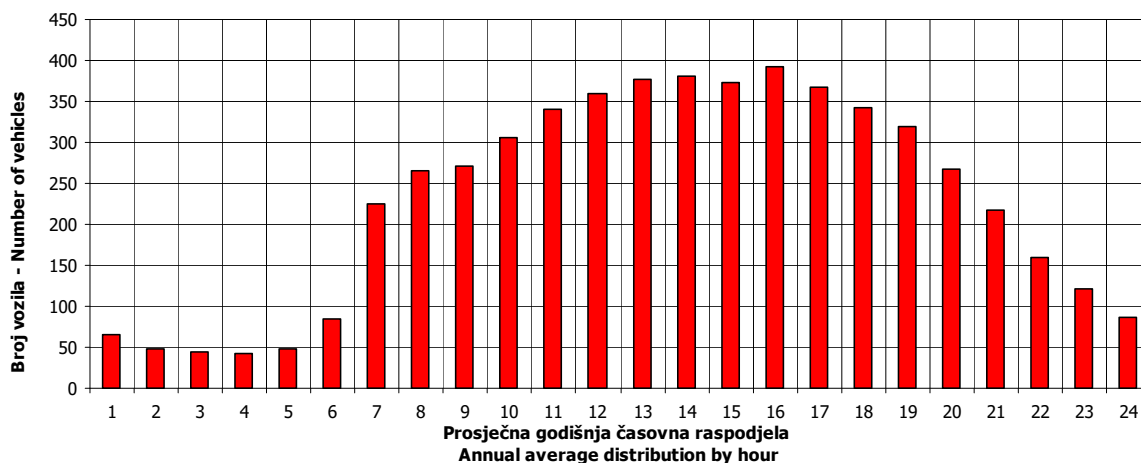


VREMENSKA RASPODJELA SAOBRAĆAJNOG TOKA TRAFFIC FLOW TIME DISTRIBUTION

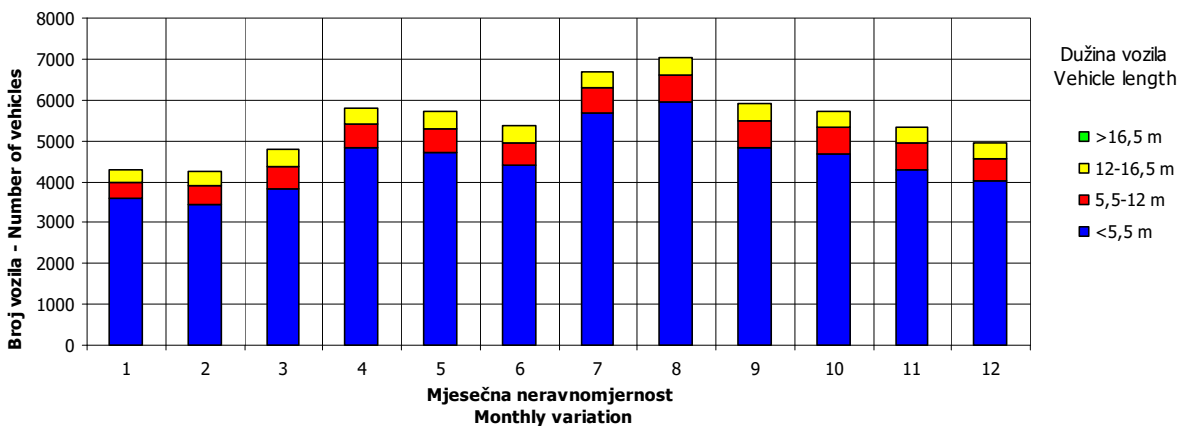
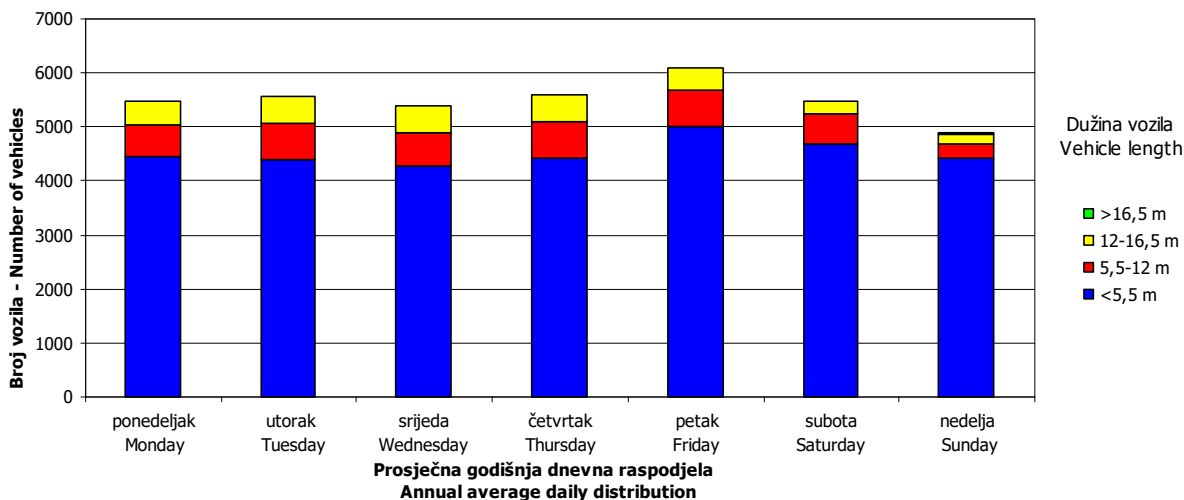
Automatski brojač broj - Automatic counter number
 Lokalizet - Location / Stacionaža - Mileage [km+m]
 Broj puta - Road number / Dionica - Section

000023
 Garevac / 11+104,00
 M 17 (MI-105) / Crkvina - Modriča 1

PGDS 5503 voz/dan AADT 5503 veh/day



23

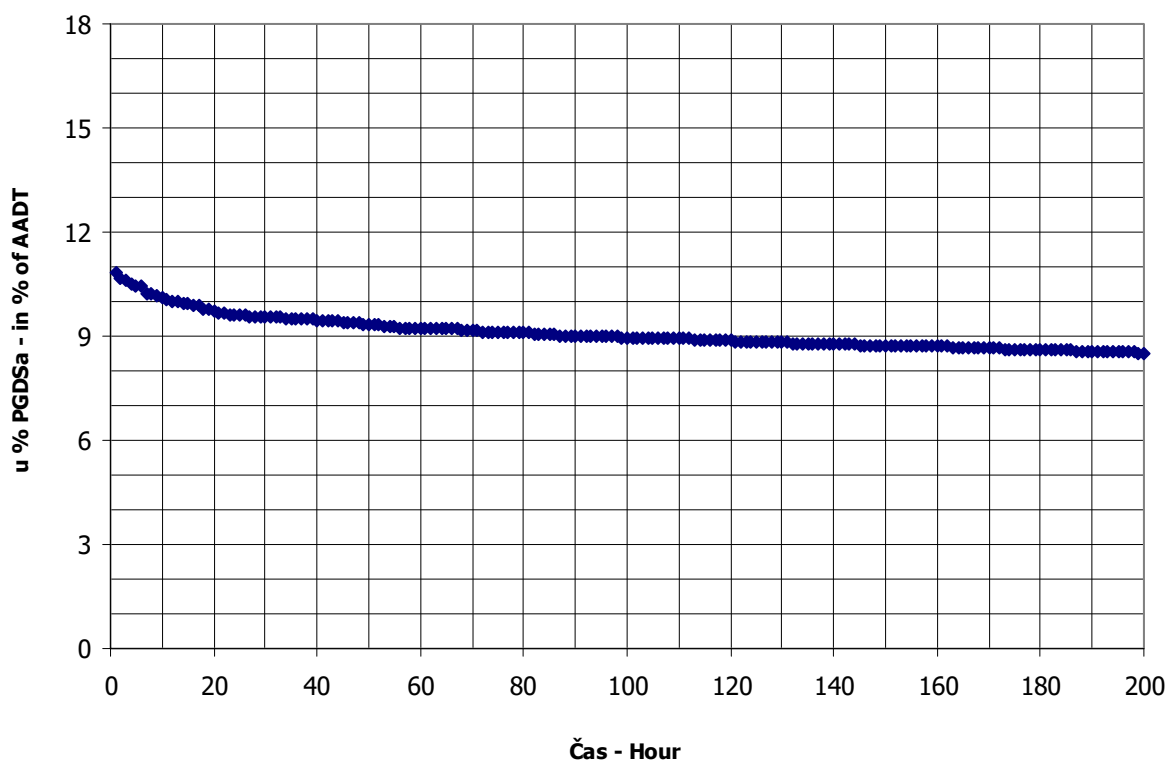


SATNA DISTRIBUCIJA SAOBRAĆAJNOG TOKA
TRAFFIC FLOW HOURLY DISTRIBUTION

Automatski brojač broj - Automatic counter number
 Lokalitet - Location / Stacionaža - Mileage [km+m]
 Broj puta - Road number / Dionica - Section

000023
 Garevac / 11+104,00
 M 17 (MI-105) / Crkvina - Modriča 1

PGDS - AADT	5503 voz/dan - veh/day								
Čas - Hour	Maksimalni vršni sat - Maximum peak hour	10	20	30	40	50	100	200	
Sat u danu - Hour of day		12	17	13	14	15	15	13	17
Sat u godini - Hour in year		5077	5058	5078	2607	4960	5536	4838	4938
Dan - Day of week	subota - Saturday	petak - Friday	subota - Saturday	ponedeljak - Monday	ponedeljak - Monday	četvrtak - Thursday	srijeda - Wednesday	nedelja - Sunday	
Datum - Date	30	29	30	18	25	18	20	24	
Mjesec - Month	juli - July	juli - July	juli - July	april - April	juli - July	avgust - August	juli - July	juli - July	
Vrijednost - Value	595	555	536	526	520	515	493	469	
% - percent	10.81	10.09	9.74	9.56	9.45	9.36	8.96	8.52	



BROJANJE VOZILA NA MREŽI PUTEVA U REPUBLICI SRPSKOJ – 2016. GODINA
VEHICLE COUNTING ON THE ROAD NETWORK OF THE REPUBLIC OF SRPSKA – YEAR 2016

MJESEČNI BROJ VOZILA
MONTHLY NUMBER OF VEHICLES

Automatski brojač broj - Automatic counter number
 Lokalitet - Location / Stacionaža - Mileage [km+m]
 Broj puta - Road number / Dionica - Section

000024
 Lepnica / 0+691,00
 M 1.8 (MI-107) / granica / border RS (Lepnica) -
 Lončari

	Mjesec - Month											
	Januar- January	Februar- February	Mart- March	April- April	Maj- May	Jun- June	Juli- July	August- August	Septembar- September	Oktober- October	Novembar- November	Decembar- December
1	2348	2672	3284	7976	5875	4185	4925	5466	5227	5543	5227	3723
2	5277	2902	3199	6708	3918	6043	5333	5378	4926	4899	5386	3022
3	5309	3010	3760	4634	4457	4465	4981	5646	5631	3785	4380	3889
4	4304	3667	3515	7990	4131	4801	4094	6644	5148	3867	4122	5943
5	4632	3915	4097	5733	5149	5277	4220	6914	3912	3965	5180	4105
6	3958	3325	3511	5007	4865	3509	4215	7753	4213	4905	5807	3665
7	3348	2808	3036	5334	5717	3664	4983	6648	4965	5984	5103	3578
8	3971	2919	3073	5218	5020	3723	5411	5522	3624	5283	4049	3989
9	5026	2885	2061	6011	3790	4452	6213	5894	4412	5257	3706	3776
10	4344	2988	2773	4637	3875	4376	5283	5429	5378	3857	4016	4085
11	3246	3107	3303	3714	4644	4852	4211	6384	5686	4172	3837	3683
12	3243	3409	3953	3872	6867	4389	4379	6809	3888	3786	4930	3195
13	3237	2195	3494	3758	4594	3985	4462	8146	3999	4561	5331	3817
14	3667	2601	3112	4439	5401	3928	5500	6989	4040	4841	5140	3207
15	3562	2737	3231	4331	5835	3767	6164	5690	4801	5315	3958	4013
16	3925	2891	3254	5279	3533	4483	6834	5379	4956	4614	3902	3858
17	3161	3002	4013	4650	3717	4294	5792	5275	5433	3623	3692	3780
18	3054	3576	4180	3582	3823	4727	4770	5885	4586	3681	3619	3643
19	3075	3710	4499	3620	4485	4257	4840	6059	3759	3811	4631	3375
20	3115	3811	4333	3703	5179	3635	4783	6807	4114	4618	5157	4076
21	3496	3428	3263	4558	5950	3463	5801	5821	4028	5304	4311	4451
22	3103	3200	3576	4021	5156	3908	6542	4458	4749	6321	3569	6622
23	3156	3230	3467	5251	4932	5065	7033	5134	4754	4860	3385	6708
24	2893	3173	4478	4467	4090	5128	6173	4567	5146	4011	3836	4014
25	2718	3962	4672	3586	3798	4444	5013	5615	4874	4758	3648	3540
26	2791	3886	6017	4104	4645	4488	4895	5501	3709	4122	3884	4388
27	2155	4317	4962	3888	4481	3575	5009	5677	4213	4825	4733	3734
28	2652	3797	3643	5273	5072	3857	5922	5294	4124	5906	3917	4158
29	3043	2926	4301	6484	4305	4281	6968	4223	4661	7029	3426	4511
30	3143		4899	5046	3386	4669	7928	4429	4793	5873	3244	5767
31	2364		7079		3440		6619	4307		5741		3891
Ukupno- Total	107363	94086	120052	146878	144116	129697	169277	179750	137701	149078	129091	128201
Prosjek- Average	3463	3244	3873	4896	4649	4323	5461	5798	4590	4809	4303	4136
Godišnji prosjek (PGDS) - Annual average (AADT)												4468

BROJANJE VOZILA NA MREŽI PUTEVA U REPUBLICI SRPSKOJ – 2016. GODINA
VEHICLE COUNTING ON THE ROAD NETWORK OF THE REPUBLIC OF SRPSKA – YEAR 2016

STRUKTURA SAOBRAĆAJNOG TOKA
TRAFFIC FLOW COMPOSITION

Automatski brojač broj - Automatic counter number 000024
 Lokalizet - Location / Stacionaža - Mileage [km+m] Lepnica / 0+691,00
 Broj puta - Road number / Dionica - Section M 1.8 (MI-107) / granica / border RS (Lepnica)
 - Lončari

Mjesec - Month	Smjer - Direction	Dužina vozila - Vehicle length								Ukupno - Total
		< 5,5 m	(%)	5,5 - 12 m	(%)	12 - 16,5 m	(%)	< 16,5 m	(%)	
Januar - January	I	43885	90.2	3122	6.4	1625	3.3	22	0.0	48655
	II	53061	90.4	3116	5.3	2437	4.2	93	0.2	58708
	ukupno - total	96947	90.3	6239	5.8	4062	3.8	115	0.1	107363
Februar - February	I	41795	89.0	3270	7.0	1871	4.0	12	0.0	46949
	II	41028	87.0	3275	6.9	2760	5.9	73	0.2	47137
	ukupno - total	82823	88.0	6546	7.0	4632	4.9	85	0.1	94086
Mart - March	I	55833	89.0	4608	7.3	2287	3.6	24	0.0	62752
	II	49449	86.3	4574	8.0	3211	5.6	66	0.1	57301
	ukupno - total	105282	87.7	9182	7.6	5498	4.6	90	0.1	120052
April - April	I	66213	90.0	5166	7.0	2215	3.0	15	0.0	73609
	II	65163	88.9	4997	6.8	3043	4.2	66	0.1	73269
	ukupno - total	131376	89.4	10163	6.9	5258	3.6	81	0.1	146878
Maj - May	I	62840	89.0	5168	7.3	2565	3.6	10	0.0	70583
	II	64805	88.1	5193	7.1	3466	4.7	69	0.1	73533
	ukupno - total	127645	88.6	10361	7.2	6031	4.2	79	0.1	144116
Juni - June	I	57923	89.1	4751	7.3	2334	3.6	6	0.0	65013
	II	56397	87.2	4805	7.4	3445	5.3	37	0.1	64683
	ukupno - total	114320	88.1	9555	7.4	5778	4.5	43	0.0	129697
Juli - July	I	84436	90.8	5885	6.3	2627	2.8	26	0.0	92975
	II	65479	85.8	6740	8.8	4067	5.3	16	0.0	76302
	ukupno - total	149915	88.6	12626	7.5	6694	4.0	42	0.0	169277
Avgust - August	I	77006	89.4	5993	7.0	3062	3.6	40	0.0	86100
	II	84223	89.9	6146	6.6	3268	3.5	12	0.0	93649
	ukupno - total	161229	89.7	12138	6.8	6331	3.5	52	0.0	179750
Septembar - September	I	60013	87.7	5425	7.9	2928	4.3	38	0.1	68404
	II	59478	85.8	6176	8.9	3627	5.2	16	0.0	69297
	ukupno - total	119491	86.8	11601	8.4	6555	4.8	54	0.0	137701
Oktobar - October	I	66615	88.0	6119	8.1	2857	3.8	79	0.1	75670
	II	63289	86.2	6428	8.8	3680	5.0	12	0.0	73409
	ukupno - total	129904	87.1	12547	8.4	6537	4.4	91	0.1	149078
Novembar - November	I	56139	87.3	5775	9.0	2399	3.7	11	0.0	64324
	II	55439	85.6	5918	9.1	3391	5.2	20	0.0	64767
	ukupno - total	111578	86.4	11693	9.1	5789	4.5	31	0.0	129091
Decembar - December	I	61576	89.6	4844	7.0	2247	3.3	63	0.1	68729
	II	51344	86.3	4938	8.3	3160	5.3	29	0.0	59471
	ukupno - total	112920	88.1	9781	7.6	5407	4.2	92	0.1	128201
Ukupno (godišnje) - Total (annual)	I	734274	89.1	60126	7.3	29017	3.5	346	0.0	823763
	II	709155	87.4	62305	7.7	39555	4.9	509	0.1	811525
	ukupno - total	1443429	88.3	122431	7.5	68572	4.2	856	0.1	1635288
Prosjek (PGDS) - Average (AADT)	I	2006	89.1	164	7.3	79	3.5	1	0.0	2251
	II	1938	87.4	170	7.7	108	4.9	1	0.1	2217
	ukupno - total	3944	88.3	335	7.5	187	4.2	2	0.1	4468

BROJANJE VOZILA NA MREŽI PUTEVA U REPUBLICI SRPSKOJ – 2016. GODINA
VEHICLE COUNTING ON THE ROAD NETWORK OF THE REPUBLIC OF SRPSKA – YEAR 2016

SAOBRAĆAJNI POKAZATELJI

Automatski brojač broj Lokality / Stacionaža [km+m] Broj puta / Dionica
 000024
 Lepnica / O+691,00
 M 1.8 (MI-107) / granica / border RS (Lepnica) - Lončari

Mjesec	Snjier	minimalni čas			maksimalni čas			minimalni dan		maksimalni dan		dnevni prosjek (05-21 h)	noćni prosjek (21-05 h)	prosjeak radnim danom	prosjeak vikendom	ljetni prosjek
		datum/dan	čas	voz/h	datum/dan	čas	voz/h	datum/dan	voz/dan							
Januar	I	srijeda/13.	3	2	253	četvrtak/14.	12	968	nedjelja/31.	2028	subota/16.	1418	151	1606	1518	
	II	utorak/12.	2	0	414	subota/9.	10	1081	srijeda/27.	3583	nedjelja/3.	1776	117	1676	2194	
	I+II	utorak/12.	2	6	619	subota/9.	10	2155	srijeda/27.	5309	nedjelja/3.	3195	267	3281	3712	
Februar	I	utorak/2.	4	3	267	subota/27.	9	1084	nedjelja/14.	2272	petak/5.	1458	160	1653	1525	
	II	četvrtak/11.	1	1	250	nedjelja/28.	13	981	subota/13.	2265	nedjelja/28.	1531	94	1574	1760	
	I+II	srijeda/3.	3	5	436	subota/20.	10	2195	subota/13.	4317	subota/27.	2989	254	3227	3285	
Mart	I	subota/3.	2	0	389	četvrtak/31.	13	1046	srijeda/9.	4424	četvrtak/31.	1813	211	1969	2183	
	II	utorak/15.	3	0	293	nedjelja/27.	14	1015	srijeda/9.	2655	četvrtak/31.	1739	109	1734	2176	
	I+II	subota/26.	2	0	588	četvrtak/31.	13	2061	srijeda/9.	7079	četvrtak/31.	3552	320	3703	4358	
April	I	srijeda/13.	2	3	379	subota/2.	9	1738	ponedjeljak/18.	5757	petak/1.	2138	316	2328	2704	
	II	petak/22.	2	1	517	ponedjeljak/4.	13	1759	petak/22.	6094	ponedjeljak/4.	2268	174	2357	2613	
	I+II	srijeda/6.	2	7	689	ponedjeljak/4.	11	3582	ponedjeljak/18.	7990	ponedjeljak/4.	4406	490	4685	5317	
Maj	I	ponedjeljak/2.	2	3	459	četvrtak/12.	13	1621	ponedjeljak/30.	4224	četvrtak/12.	2003	273	2268	2293	
	II	utorak/17.	2	0	406	nedjelja/15.	12	1701	utorak/31.	4008	nedjelja/15.	2202	171	2137	2801	
	I+II	utorak/24.	3	7	652	četvrtak/12.	13	3386	ponedjeljak/30.	6867	četvrtak/12.	4205	444	4405	5094	
Juni	I	ponedjeljak/20.	2	5	318	četvrtak/30.	13	1683	nedjelja/26.	3485	četvrtak/2.	1907	260	2185	2118	2167
	II	petak/10.	2	3	335	nedjelja/5.	12	1691	srijeda/1.	3492	nedjelja/5.	1980	176	2018	2536	2156
	I+II	četvrtak/9.	2	10	545	četvrtak/2.	13	3463	utorak/21.	6043	četvrtak/2.	3886	437	4203	4654	4323
Juli	I	srijeda/6.	3	4	366	subota/23.	9	1952	ponedjeljak/4.	4867	subota/20.	2536	463	2817	3382	2999
	II	četvrtak/7.	2	5	302	nedjelja/31.	14	2056	srijeda/6.	3515	nedjelja/24.	2207	255	2284	2837	2462
	I+II	utorak/5.	2	16	619	subota/30.	11	4094	ponedjeljak/4.	7928	subota/30.	4743	718	5100	6219	5461
Avgust	I	četvrtak/25.	3	6	349	četvrtak/25.	13	1937	ponedjeljak/29.	3958	subota/6.	2412	366	2735	2899	2777
	II	utorak/23.	2	6	392	subota/13.	11	2185	srijeda/31.	4306	nedjelja/14.	2705	316	2770	3743	3021
	I+II	srijeda/31.	2	13	647	subota/13.	11	4223	ponedjeljak/29.	8146	subota/13.	5116	682	5505	6642	5798
Septembar	I	srijeda/21.	2	3	341	subota/10.	9	1746	ponedjeljak/26.	2864	subota/17.	2026	254	2235	2407	2281
	II	četvrtak/8.	4	3	372	nedjelja/11.	14	1685	četvrtak/8.	3560	nedjelja/11.	2140	171	2123	2828	2311
	I+II	srijeda/21.	2	9	551	subota/10.	10	3624	četvrtak/8.	5686	nedjelja/11.	4167	425	4358	5235	4592
Oktobar	I	četvrtak/20.	3	0	426	petak/7.	10	1718	ponedjeljak/17.	4423	subota/29.	2148	294	2280	2781	
	II	utorak/25.	2	4	371	ponedjeljak/31.	11	1874	utorak/18.	3418	ponedjeljak/31.	2194	175	2202	2719	
	I+II	srijeda/19.	3	10	652	subota/29.	10	3623	ponedjeljak/17.	7029	subota/29.	4342	469	4482	5499	
Novembar	I	petak/4.	2	3	394	srijeda/2.	10	1524	utorak/29.	3389	srijeda/2.	1930	242	2067	2325	
	II	utorak/15.	2	1	363	nedjelja/6.	16	1614	srijeda/30.	3511	nedjelja/6.	2018	176	1988	2560	
	I+II	srijeda/23.	3	6	550	subota/12.	13	3244	srijeda/30.	5807	nedjelja/6.	3947	418	4055	4885	
Decembar	I	petak/2.	3	3	446	petak/23.	13	1515	ponedjeljak/12.	5272	petak/23.	1956	260	2296	2023	
	II	četvrtak/8.	2	1	388	nedjelja/4.	12	1366	petak/2.	3859	nedjelja/4.	1803	116	1874	2029	
	I+II	petak/2.	3	6	593	petak/30.	13	3022	petak/2.	6708	petak/23.	3759	377	4170	4052	
Godina	I	subota/26.3.	2	0	459	četvrtak/12.5.	13	968	petak/31.1.	5757	petak/1.4.	1979	271	2203	2556	2556
	II	utorak/12.1.	2	0	517	ponedjeljak/4.4.	13	981	subota/13.2.	6094	ponedjeljak/4.4.	2047	171	2061	2566	2487
	I+II	subota/26.3.	2	0	689	ponedjeljak/4.4.	11	2061	srijeda/9.3.	8146	subota/13.8.	4026	442	4264	4913	5043

BRONJE VOZILA NA MREZI PUTEVA U REPUBLICI SRPSKOJ – 2016. GODINA
VEHICLE COUNTING ON THE ROAD NETWORK OF THE REPUBLIC OF SRPSKA – YEAR 2016

TRAFFIC PARAMETERS

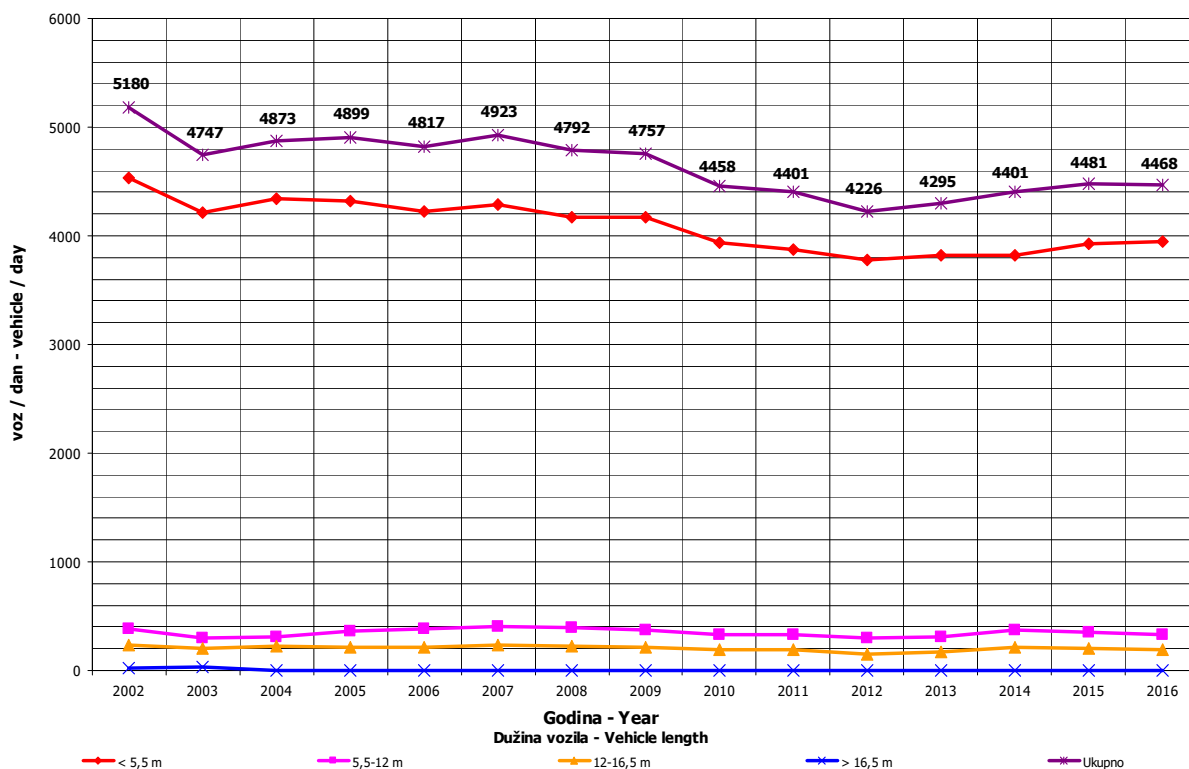
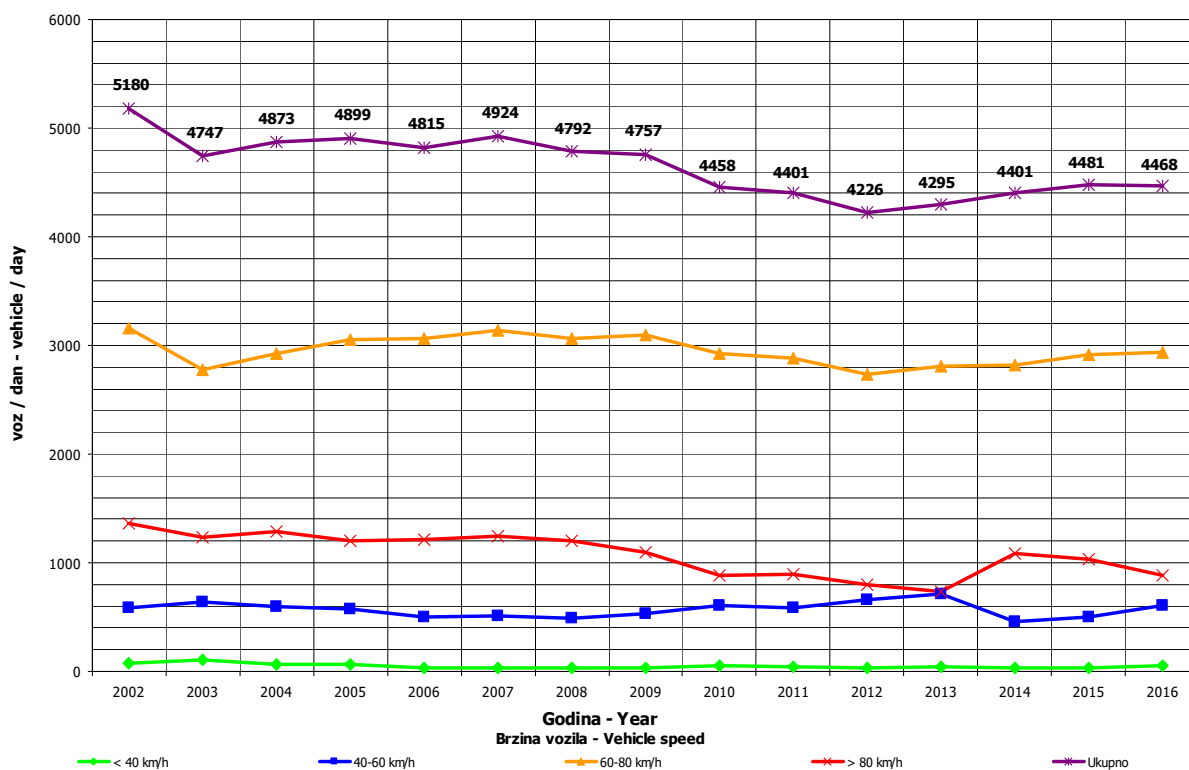
Automatic counter number 000024
 Location / Mileage [km+m] Lepnica / 0+691,00
 Road number / Section M 1.8 (MI-107) / granica / border RS (Lepnica) - Lončari

Month	Direction	minimum hour		maximum hour		veh/h	minimum day		maximum day		day time average (5-21 h)	night average (21-05 h)	working day average	weekend average	summer average
		date/day	hour	date/day	hour		date/day	veh/day	date/day	veh/day					
January	I	13/Wednesday	3	14/Thursday	12	253	31/Sunday	968	16/Saturday	2028	1418	151	1606	1518	
	II	12/Tuesday	2	9/Saturday	10	414	27/Wednesday	1081	3/Sunday	3583	1776	117	1676	2194	
	I+II	12/Tuesday	2	9/Saturday	10	619	27/Wednesday	2155	3/Sunday	5309	3195	267	3281	3712	
February	I	2/Tuesday	4	27/Saturday	9	267	14/Sunday	1084	5/Friday	2272	1458	160	1653	1525	
	II	11/Thursday	1	28/Sunday	13	250	13/Saturday	981	28/Sunday	2265	1531	94	1574	1760	
	I+II	3/Wednesday	3	20/Saturday	10	436	13/Saturday	2195	27/Saturday	4317	2989	254	3227	3285	
March	I	26/Saturday	2	31/Thursday	13	389	9/Wednesday	1046	31/Thursday	4424	1813	211	1969	2183	
	II	15/Tuesday	3	27/Sunday	14	293	9/Wednesday	1015	31/Thursday	2655	1739	109	1734	2176	
	I+II	26/Saturday	2	31/Thursday	13	588	9/Wednesday	2061	31/Thursday	7079	3552	320	3703	4358	
April	I	13/Wednesday	2	2/Saturday	9	379	18/Monday	1738	1/Friday	5757	2138	316	2328	2704	
	II	22/Friday	2	4/Monday	13	517	22/Friday	1759	4/Monday	6094	2268	174	2357	2613	
	I+II	6/Wednesday	2	4/Monday	11	689	18/Monday	3582	4/Monday	7990	4406	490	4685	5317	
May	I	2/Monday	2	12/Thursday	13	459	30/Monday	1621	12/Thursday	4224	2003	273	2268	2293	
	II	17/Tuesday	2	15/Sunday	12	406	31/Tuesday	1701	15/Sunday	4008	2202	171	2137	2801	
	I+II	20/Monday	3	12/Thursday	13	652	30/Monday	3386	12/Thursday	6867	4205	444	4405	5094	
June	I	20/Monday	2	30/Thursday	13	318	26/Sunday	1683	2/Thursday	3485	1907	260	2185	2118	2167
	II	10/Friday	2	5/Sunday	12	335	1/Wednesday	1691	5/Sunday	3492	1980	176	2018	2536	2156
	I+II	9/Thursday	2	2/Thursday	13	545	21/Tuesday	3463	2/Thursday	6043	3886	437	4203	4654	4323
July	I	6/Wednesday	3	23/Saturday	9	366	4/Monday	1952	30/Saturday	4867	2536	463	2817	3382	2999
	II	7/Thursday	2	31/Sunday	14	302	6/Wednesday	2056	24/Sunday	3515	2207	255	2284	2837	2462
	I+II	5/Tuesday	2	30/Saturday	11	619	4/Monday	4094	30/Saturday	7928	4743	718	5100	6219	5461
August	I	25/Thursday	3	25/Thursday	13	349	29/Monday	1937	6/Saturday	3958	2412	366	2735	2899	2777
	II	23/Tuesday	2	13/Saturday	11	392	31/Wednesday	2185	14/Sunday	4306	2705	316	2770	3743	3021
	I+II	31/Wednesday	2	13/Saturday	11	647	29/Monday	4223	13/Saturday	8146	5116	682	5505	6642	5798
September	I	21/Wednesday	2	10/Saturday	9	341	26/Monday	1746	17/Saturday	2864	2026	254	2235	2407	2281
	II	8/Thursday	4	11/Sunday	14	372	8/Thursday	1685	11/Sunday	3560	2140	171	2123	2828	2311
	I+II	21/Wednesday	2	10/Saturday	10	551	8/Thursday	3624	11/Sunday	5686	4167	425	4358	5235	4592
October	I	20/Thursday	3	7/Friday	10	426	17/Monday	1718	29/Saturday	4423	2148	294	2280	2781	
	II	25/Thursday	2	31/Monday	11	371	18/Tuesday	1874	31/Monday	3418	1194	175	2202	2719	
	I+II	19/Wednesday	3	29/Saturday	10	652	17/Monday	3623	29/Saturday	7029	4342	469	4482	5499	
November	I	4/Friday	2	2/Wednesday	10	394	29/Tuesday	1524	2/Wednesday	3389	1930	242	2067	2325	
	II	15/Tuesday	2	6/Sunday	16	363	30/Wednesday	1614	6/Sunday	3511	2018	176	1988	2560	
	I+II	23/Wednesday	3	12/Saturday	13	550	30/Wednesday	3244	6/Sunday	5807	3947	418	4055	4885	
December	I	2/Friday	3	23/Friday	13	446	12/Monday	1515	23/Friday	5272	1956	260	2296	2023	
	II	8/Thursday	2	4/Sunday	12	388	2/Friday	1366	3859	3859	1803	116	1874	2029	
	I+II	2/Friday	3	30/Friday	13	593	2/Friday	3022	23/Friday	6708	3759	377	4170	4052	
Year	I	March 26/Saturday	2	0	0	459	January 31/Sunday	968	April 1/Friday	5757	1979	271	2203	2346	2556
	II	January 12/Tuesday	2	0	0	517	February 13/Saturday	981	April 4/Monday	6094	2047	171	2061	2566	2487
	I+II	March 26/Saturday	2	0	0	689	March 9/Wednesday	2061	August 13/Saturday	8146	4026	442	4264	4913	5043

GODIŠNJA NERAVNOMJERNOST SAOBRAĆAJNOG TOKA TRAFFIC FLOW ANNUAL VARIATION

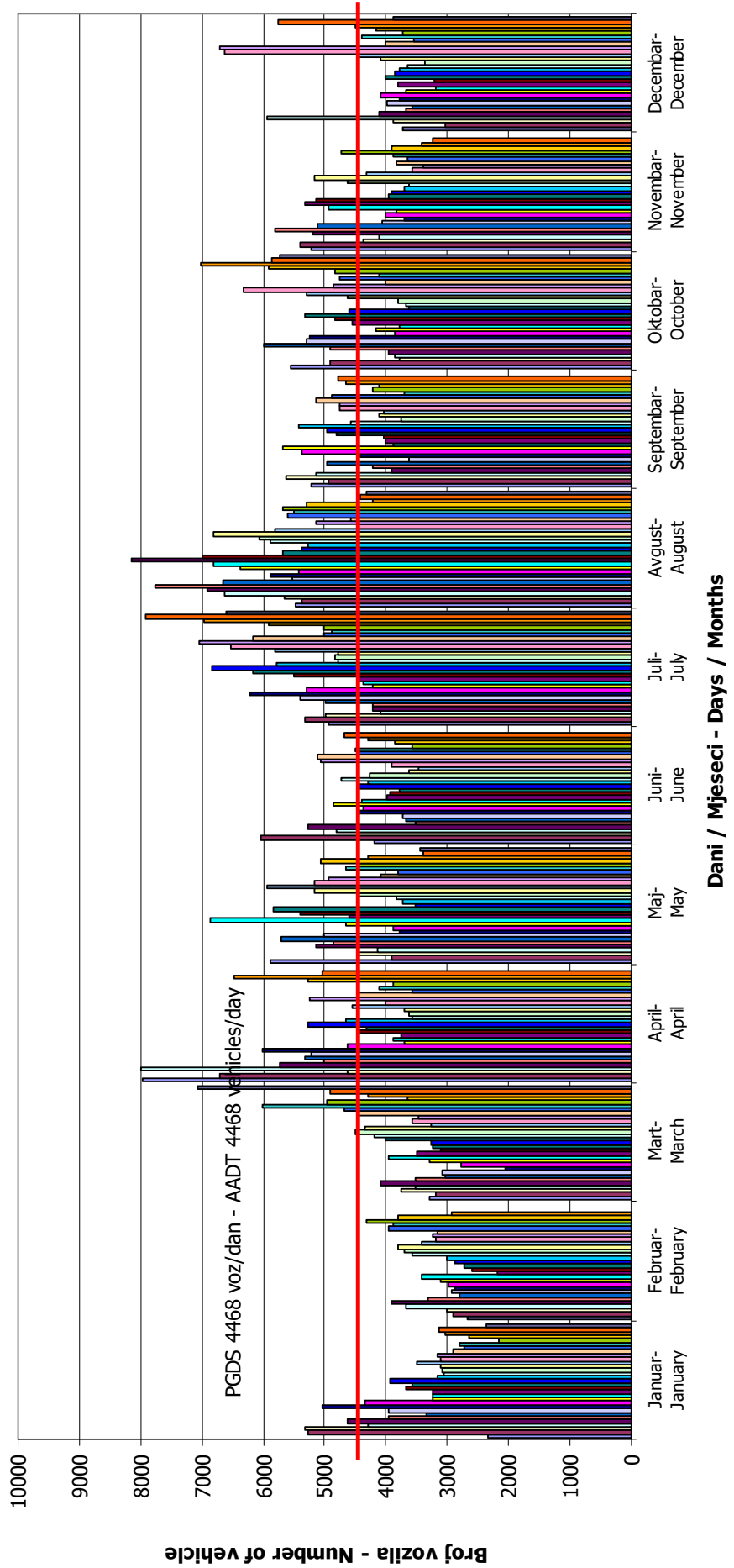
Automatski brojač broj - Automatic counter number
 Lokalizet - Location / Stacionaža - Mileage [km+m]
 Broj puta - Road number / Dionica - Section

000024
 Lepnica / 0+691,00
 M 1.8 (MI-107) / granica / border RS (Lepnica)
 - Lončari



**DNEVNA NERAVNOMJERNOST SAOBRAĆAJNOG TOKA
 TRAFFIC FLOW DAILY VARIATION**

Automatski brojač broj - Automatic counter number 000024
 Lokalizet - Location / Stacionaža - Mileage [km+tm] Lepnica / 0+691,00
 Broj puta - Road number/ Dionica - Section M 1.8 (MI-107) / granica / border RS (Lepnica) - Lončari

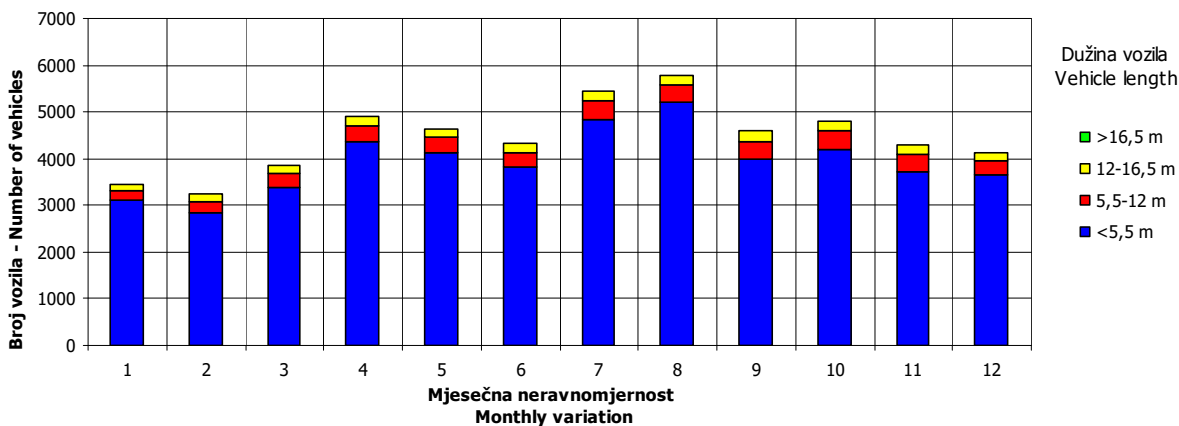
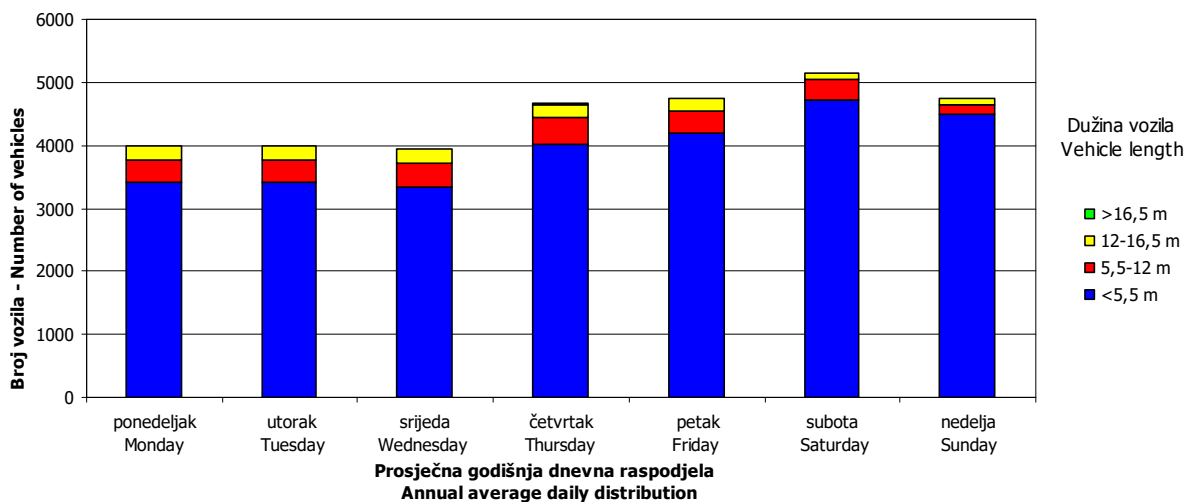
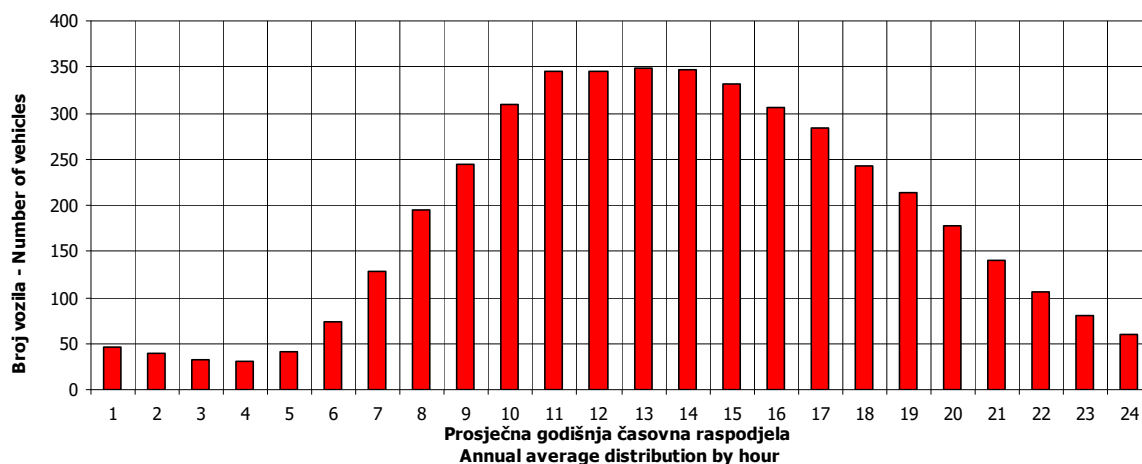


VREMENSKA RASPODJELA SAOBRAĆAJNOG TOKA TRAFFIC FLOW TIME DISTRIBUTION

Automatski brojač broj - Automatic counter number
 Lokalizet - Location / Stacionaža - Mileage [km+m]
 Broj puta - Road number / Dionica - Section

000024
 Lepnica / 0+691,00
 M 1.8 (MI-107) / granica / border RS (Lepnica)
 - Lončari

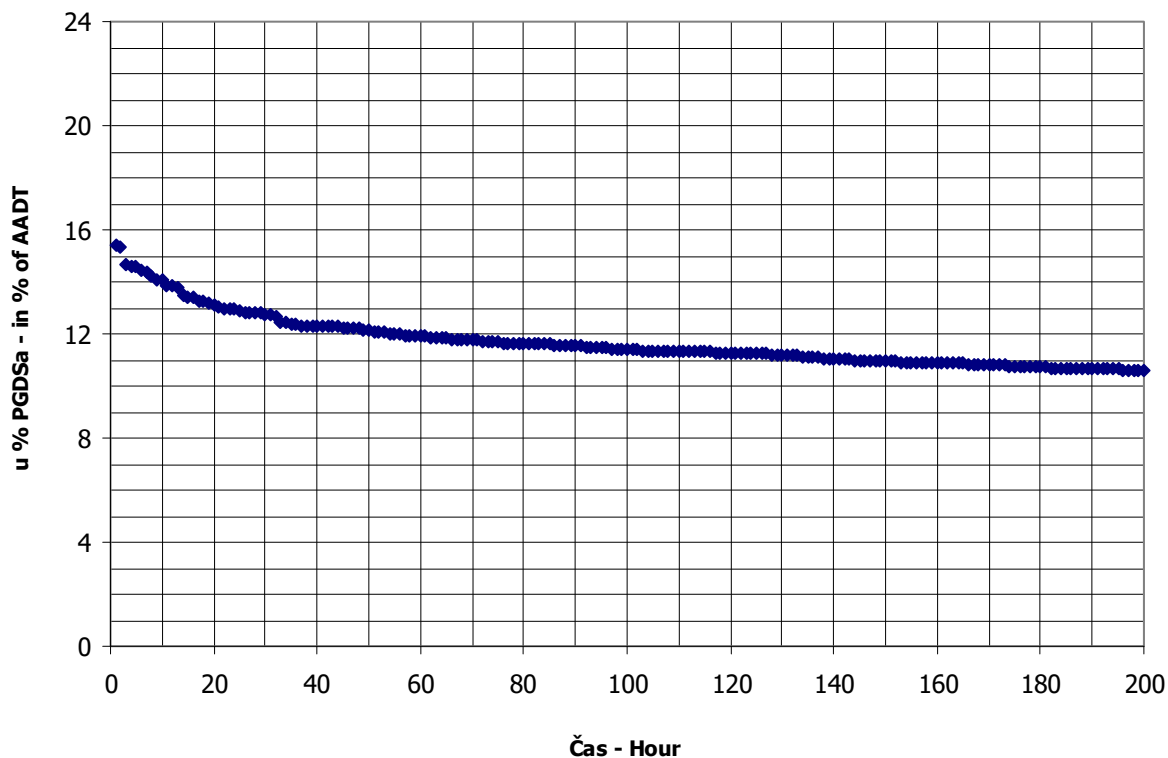
PGDS 4468 voz/dan AADT 4468 veh/day



SATNA DISTRIBUCIJA SAOBRAĆAJNOG TOKA TRAFFIC FLOW HOURLY DISTRIBUTION

Automatski brojač broj - Automatic counter number 000024
 Lokalitet - Location / Stacionaža - Mileage [km+m] Lepnica / 0+691,00
 Broj puta - Road number / Dionica - Section M 1.8 (MI-107) / granica / border RS (Lepnica) - Lončari

PGDS - AADT	4468 voz/dan - veh/day							
Čas - Hour	Maksimalni vršni sat - Maximum peak hour	10	20	30	40	50	100	200
Sat u danu - Hour of day	11	10	13	10	13	10	13	9
Sat u godini - Hour in year	2268	5411	8582	6731	5198	3059	5534	2050
Dan - Day of week	ponedeljak - Monday	subota - Saturday	petak - Friday	petak - Friday	četvrtak - Thursday	subota - Saturday	četvrtak - Thursday	subota - Saturday
Datum - Date	4	13	23	7	4	7	18	26
Mjesec - Month	april - April	avgust - August	decembar - December	oktobar - October	avgust - August	maj - May	avgust - August	mart - March
Vrijednost - Value	689	629	587	569	551	542	510	473
% - percent	15.42	14.08	13.14	12.73	12.33	12.13	11.41	10.59



BROJANJE VOZILA NA MREŽI PUTEVA U REPUBLICI SRPSKOJ – 2016. GODINA
VEHICLE COUNTING ON THE ROAD NETWORK OF THE REPUBLIC OF SRPSKA – YEAR 2016

MJESEČNI BROJ VOZILA
MONTHLY NUMBER OF VEHICLES

Automatski brojač broj - Automatic counter number 000025
 Lokalitet - Location / Stacionaža - Mileage [km+m] Blaževac / 5+516,00
 Broj puta - Road number / Dionica - Section M 1.8 (MI-107) / Pelagićevo - granica / border RS
 (Blaževac)

	Mjesec - Month											
	Januar- January	Februar- February	Mart- March	April- April	Maj- May	Jun- June	Juli- July	August- August	Septembar- September	Oktober- October	Novembar- November	Decembar- December
1	1362	1785	2751	5170	5307	3250	3765	3929	4282	4502	3711	2998
2	3705	2394	2645	5244	3077	4535	4191	4481	4112	4344	3345	3123
3	4206	2363	2906	3156	3974	3684	4132	4703	4939	2870	3503	3543
4	2833	2648	2772	5111	3577	4172	2822	5392	4897	3615	3596	3410
5	3659	2830	3277	4262	5304	4663	3620	5683	2849	3343	4001	2633
6	3042	2849	3318	4004	3608	2554	3591	5887	3758	4026	4048	3225
7	2084	2164	2061	4095	4777	3282	3905	5627	4030	4960	2386	3196
8	2855	1968	2424	4171	4697	3193	4230	4032	2443	4506	3132	3076
9	3616	2366	1746	4790	2752	3503	5040	4631	3418	4679	3133	2969
10	3246	2308	2059	4249	3589	3569	4463	4348	4734	2770	3579	3413
11	2092	2390	2614	2665	3875	3955	3254	5151	5290	3541	3817	3510
12	2673	2590	3190	3325	4735	3945	3758	5155	2958	3270	4727	2247
13	2657	1530	3146	3234	3932	2907	3845	5995	3669	3703	4280	2827
14	2770	2027	2206	3655	4519	3392	4443	4939	3541	3931	2790	2539
15	2841	1838	2915	3732	4845	3296	4761	3923	3878	4555	2030	3129
16	3229	2256	2796	4317	2567	3630	5057	4456	4134	4269	3198	2983
17	2897	2284	3253	4501	3224	3575	4904	4335	4610	2695	3533	2983
18	2005	2629	3507	2566	3350	4005	3480	4701	4088	3267	3563	2967
19	2574	2802	3807	3401	3725	4066	3913	4615	2871	3189	4000	2163
20	2062	3225	4164	3301	3992	2629	4033	5127	3742	3680	4251	3253
21	2640	3019	2489	3688	4848	4083	4465	4924	3462	3900	2447	3456
22	2412	2149	3161	3660	4859	4353	4848	3273	3687	5065	3148	4638
23	2517	2758	2918	4406	3342	4216	5409	4275	3899	4475	3029	4640
24	2548	2620	3512	4148	3517	4189	4867	4033	4224	2888	2895	3357
25	1917	2855	3544	2716	3283	3862	3462	4429	4383	3765	3296	3704
26	2382	3049	4270	3535	3785	4037	4191	4411	2794	3555	3631	2599
27	1805	3536	4561	3416	3794	2900	4218	4795	3495	3676	3337	3500
28	1941	3542	2585	4298	4190	3476	4836	4476	3516	4451	2434	3557
29	2279	2095	3642	4853	4201	3259	5317	3215	3749	5380	2916	4034
30	2590		3865	2777	2490	3794	6104	3887	3875	4740	2682	3186
31	2125		5186		2960		5450	3805		3480		2784
Ukupno- Total	81599	72967	97351	116445	120704	110031	134361	142573	115334	121042	100423	99646
Prosje- Average	2632	2516	3140	3882	3894	3668	4334	4599	3844	3905	3347	3214
Godišnji prosjek (PGDS) - Annual average (AADT)												3586

BROJANJE VOZILA NA MREŽI PUTEVA U REPUBLICI SRPSKOJ – 2016. GODINA
VEHICLE COUNTING ON THE ROAD NETWORK OF THE REPUBLIC OF SRPSKA – YEAR 2016

STRUKTURA SAOBRAĆAJNOG TOKA
TRAFFIC FLOW COMPOSITION

Automatski brojač broj - Automatic counter number 000025
 Lokalitet - Location / Stacionaža - Mileage [km+m] Blaževac / 5+516,00
 Broj puta - Road number / Dionica - Section M 1.8 (MI-107) / Pelagićevo - granica / border RS (Blaževac)

Mjesec - Month	Smjer - Direction	Dužina vozila - Vehicle length								Ukupno - Total
		< 5,5 m	(%)	5,5 - 12 m	(%)	12 - 16,5 m	(%)	< 16,5 m	(%)	
Januar - January	I	33591	88.8	2521	6.7	1578	4.2	150	0.4	37839
	II	38831	88.7	2938	6.7	1962	4.5	29	0.1	43759
	ukupno - total	72422	88.8	5459	6.7	3539	4.3	179	0.2	81599
Februar - February	I	31272	86.5	2892	8.0	1820	5.0	158	0.4	36142
	II	31371	85.2	3222	8.8	2200	6.0	32	0.1	36825
	ukupno - total	62643	85.9	6114	8.4	4020	5.5	189	0.3	72967
Mart - March	I	42456	86.7	4151	8.5	2148	4.4	235	0.5	48990
	II	41052	84.9	4564	9.4	2714	5.6	32	0.1	48361
	ukupno - total	83508	85.8	8714	9.0	4862	5.0	267	0.3	97351
April - April	I	50681	87.1	4977	8.6	2265	3.9	280	0.5	58202
	II	50083	86.0	5370	9.2	2765	4.7	25	0.0	58243
	ukupno - total	100764	86.5	10347	8.9	5029	4.3	305	0.3	116445
Maj - May	I	51847	87.2	4800	8.1	2469	4.2	311	0.5	59428
	II	52646	85.9	5397	8.8	3207	5.2	25	0.0	61276
	ukupno - total	104494	86.6	10197	8.4	5677	4.7	336	0.3	120704
Juni - June	I	47487	86.8	4438	8.1	2418	4.4	364	0.7	54708
	II	47142	85.2	4973	9.0	3182	5.8	26	0.0	55323
	ukupno - total	94630	86.0	9410	8.6	5601	5.1	390	0.4	110031
Juli - July	I	61405	87.8	5591	8.0	2543	3.6	375	0.5	69914
	II	55163	85.6	6035	9.4	3237	5.0	12	0.0	64447
	ukupno - total	116568	86.8	11625	8.7	5780	4.3	387	0.3	134361
Avgust - August	I	58016	86.0	6231	9.2	2789	4.1	430	0.6	67466
	II	64629	86.0	6936	9.2	3530	4.7	11	0.0	75106
	ukupno - total	122645	86.0	13167	9.2	6320	4.4	441	0.3	142573
Septembar - September	I	48720	85.4	5455	9.6	2532	4.4	362	0.6	57069
	II	48824	83.8	6040	10.4	3375	5.8	27	0.0	58265
	ukupno - total	97544	84.6	11495	10.0	5907	5.1	389	0.3	115334
Oktobar - October	I	51972	85.9	5719	9.5	2408	4.0	376	0.6	60476
	II	50795	83.9	6405	10.6	3313	5.5	53	0.1	60566
	ukupno - total	102767	84.9	12124	10.0	5721	4.7	429	0.4	121042
Novembar - November	I	42064	84.8	5150	10.4	2137	4.3	262	0.5	49614
	II	42014	82.7	5890	11.6	2870	5.6	35	0.1	50809
	ukupno - total	84078	83.7	11040	11.0	5007	5.0	297	0.3	100423
Decembar - December	I	45243	87.4	4202	8.1	2069	4.0	239	0.5	51754
	II	40612	84.8	4641	9.7	2593	5.4	46	0.1	47892
	ukupno - total	85855	86.2	8843	8.9	4662	4.7	285	0.3	99646
Ukupno (godišnje) - Total (annual)	I	564754	86.7	56127	8.6	27178	4.2	3542	0.5	651602
	II	563163	85.2	62411	9.4	34948	5.3	352	0.1	660874
	ukupno - total	1127917	85.9	118538	9.0	62127	4.7	3894	0.3	1312476
Prosjek (PGDS) - Average (AADT)	I	1543	86.7	153	8.6	74	4.2	10	0.5	1780
	II	1539	85.2	171	9.4	95	5.3	1	0.1	1806
	ukupno - total	3082	85.9	324	9.0	170	4.7	11	0.3	3586

BRONANJE VOZILA NA MREŽI PUTEVA U REPUBLICI SRPSKOJ – 2016. GODINA
VEHICLE COUNTING ON THE ROAD NETWORK OF THE REPUBLIC OF SRPSKA – YEAR 2016

SAOBRAĆAJNI POKAZATELJI

Automatski brojač broj
 Lokalitet / Stacionaža [km+m]
 Broj puta / Dionica

000025

Blaževac / 5+516,00

M 1.8 (MI-107) / Pelagićevo - granica / border RS (Blaževac)

Mjesec	Snjir	minimalni čas		maksimalni čas		minimalni dan		maksimalni dan		dnevni prosjek (05-21 h)	noćni prosjek (21-05 h)	prosijek radnim danom	prosijek vikendom	ljetni prosjek
		datum/dan	čas	voz/h	datum/dan	čas	voz/h	datum/dan	voz/dan					
Januar	I	četvrtak/28.	2	1	subota/16.	9	223	petak/1.	612	1132	88	1206	1239	
	II	petak/22.	2	0	nedjelja/3.	12	318	petak/1.	750	2712	68	1260	1620	
	I+II	četvrtak/28.	2	2	nedjelja/3.	11	468	petak/1.	1362	4206	2475	2467	2859	
Februar	I	četvrtak/4.	2	1	subota/20.	9	244	subota/13.	840	1157	87	1224	1301	
	II	ponedjeljak/1.	1	0	nedjelja/28.	13	261	subota/13.	690	1988	55	1204	1436	
	I+II	četvrtak/4.	2	1	nedjelja/28.	11	415	subota/13.	1530	3542	2370	2427	2737	
Mart	I	četvrtak/3.	1	1	nedjelja/20.	9	309	srijeda/9.	879	2998	120	1508	1784	
	II	ponedjeljak/7.	1	0	nedjelja/27.	12	313	srijeda/9.	867	1490	70	1430	1932	
	I+II	srijeda/9.	3	3	nedjelja/27.	11	488	srijeda/9.	1746	2949	189	2937	3717	
April	I	ponedjeljak/18.	3	3	subota/2.	10	320	ponedjeljak/18.	1258	1731	209	1838	2141	
	II	srijeda/6.	2	1	ponedjeljak/4.	13	354	subota/30.	1302	1833	110	1862	2103	
	I+II	ponedjeljak/18.	3	6	subota/2.	11	539	ponedjeljak/4.	2566	3563	319	3700	4244	
Maj	I	utorak/17.	1	3	subota/7.	10	307	ponedjeljak/30.	1189	3222	211	1847	2042	
	II	srijeda/4.	2	0	nedjelja/1.	12	394	ponedjeljak/30.	1301	1868	109	1784	2328	
	I+II	utorak/17.	1	5	nedjelja/1.	10	561	ponedjeljak/30.	2490	3574	320	3631	4370	
Juni	I	ponedjeljak/6.	3	1	petak/24.	9	274	ponedjeljak/6.	1240	1639	182	1783	1926	1821
	II	utorak/7.	2	1	nedjelja/5.	11	314	ponedjeljak/6.	1314	1733	112	1729	2163	1844
	I+II	ponedjeljak/6.	3	5	utorak/21.	10	493	ponedjeljak/6.	2554	3372	294	3512	4088	3666
Juli	I	srijeda/6.	1	6	subota/9.	10	295	ponedjeljak/4.	1443	1950	305	2109	2562	2255
	II	četvrtak/14.	2	1	nedjelja/31.	12	298	ponedjeljak/4.	1379	1924	155	1927	2400	2080
	I+II	srijeda/13.	2	9	subota/30.	10	517	ponedjeljak/4.	2822	3875	460	4036	4962	4335
Avgust	I	srijeda/17.	1	7	četvrtak/4.	10	275	ponedjeljak/29.	1487	1918	258	2123	2326	2176
	II	utorak/30.	1	0	nedjelja/7.	13	333	ponedjeljak/29.	1728	2233	192	2262	2895	2425
	I+II	utorak/30.	1	10	nedjelja/7.	11	555	ponedjeljak/29.	3215	4151	450	4385	5221	4601
Septembar	I	ponedjeljak/5.	2	4	nedjelja/4.	9	367	četvrtak/8.	1281	1717	185	1791	2206	1902
	II	srijeda/28.	1	0	nedjelja/4.	13	389	četvrtak/8.	1162	1833	110	1762	2440	1943
	I+II	ponedjeljak/5.	2	5	subota/10.	11	548	četvrtak/8.	2443	3550	294	3553	4646	3844
Oktobar	I	srijeda/26.	3	2	subota/29.	10	366	ponedjeljak/17.	1304	1778	173	1773	2327	
	II	utorak/25.	2	0	nedjelja/23.	12	385	ponedjeljak/17.	1391	1846	109	1779	2324	
	I+II	utorak/25.	2	3	subota/29.	10	563	ponedjeljak/17.	2695	3624	282	3551	4652	
Novembar	I	srijeda/9.	2	2	nedjelja/13.	9	312	utorak/15.	990	1541	132	1556	1884	
	II	četvrtak/3.	2	1	nedjelja/20.	12	331	utorak/15.	1040	1603	105	1573	1974	
	I+II	srijeda/9.	2	4	nedjelja/6.	10	470	utorak/15.	2030	2516	132	1556	1884	
Decembar	I	četvrtak/1.	1	2	četvrtak/22.	13	286	ponedjeljak/19.	1110	1522	147	1667	1673	
	II	ponedjeljak/12.	1	0	nedjelja/11.	13	285	ponedjeljak/19.	1053	1460	85	1513	1624	
	I+II	utorak/13.	1	3	četvrtak/22.	13	459	ponedjeljak/19.	2163	2982	232	3181	3297	
Godina	I	četvrtak/28.1.	2	1	nedjelja/4.9.	9	367	petak/1.4.	612	3589	175	1702	1951	2038
	II	petak/22.2.	2	0	nedjelja/1.5.	12	394	subota/13.2.	690	1698	107	1674	2103	2073
	I+II	četvrtak/4.2.	2	1	subota/29.10.	10	563	petak/1.1.	1362	3302	281	3376	4054	4111

BRONJE VOZILA NA MREZI PUTEVA U REPUBLICI SRPSKOJ – 2016. GODINA
VEHICLE COUNTING ON THE ROAD NETWORK OF THE REPUBLIC OF SRPSKA – YEAR 2016

TRAFFIC PARAMETERS

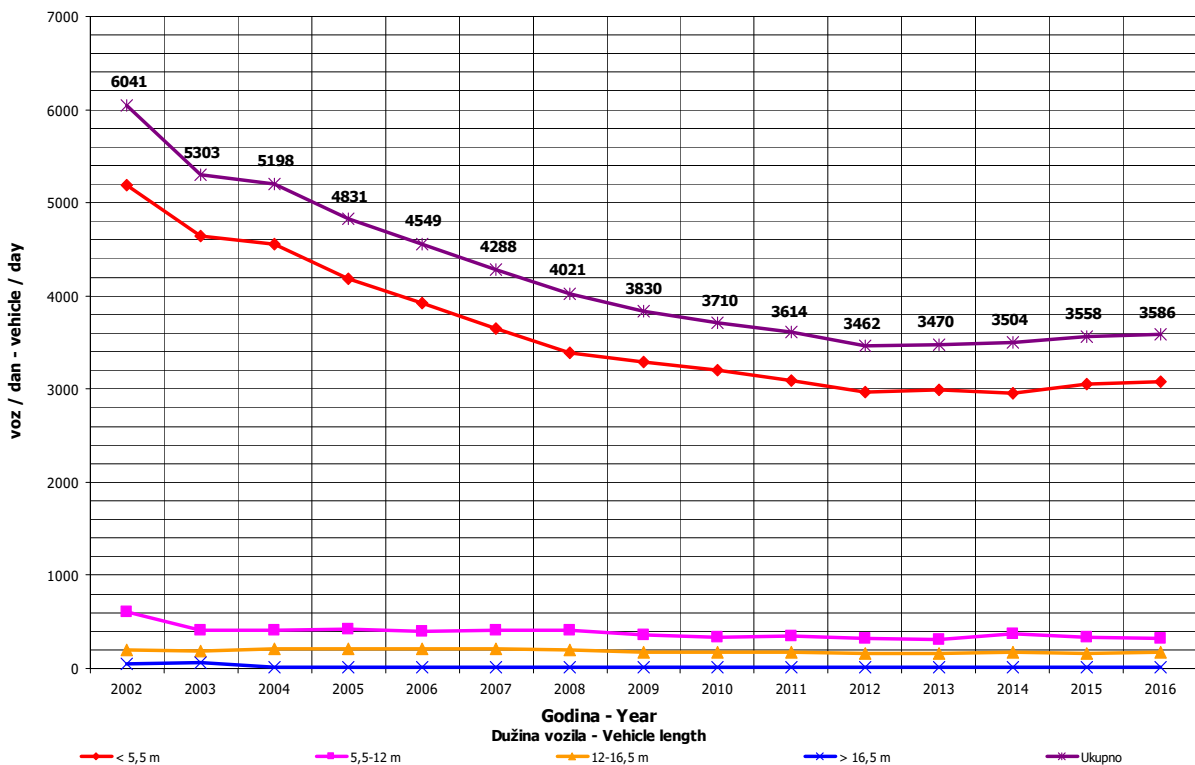
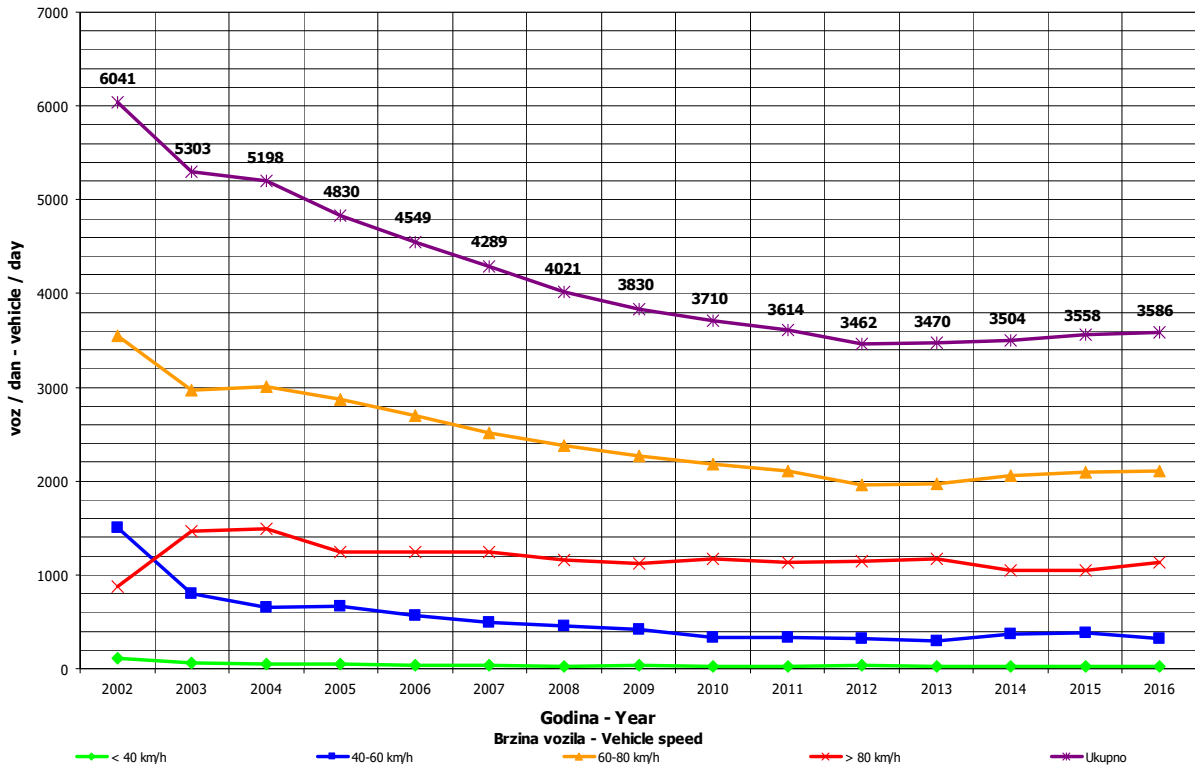
Automatic counter number 000025
 Location / Mileage [km+m] Blaževac / 5+516,00
 Road number / Section M 1.8 (MI-107) / Pelagićevo - granica / border RS (Blaževac)

Month	Direction	minimum hour		maximum hour		minimum day		maximum day		veh/day	day time average (5-21 h)	night average (21-05 h)	working day average	weekend average	summer average
		date/day	hour	date/day	hour	date/day	veh/day	date/day	veh/day						
January	I	28/Thursday	2	16/Saturday	9	1/Friday	612	16/Saturday	1629	1132	88	1206	1239		
	II	22/Friday	2	3/Sunday	12	1/Friday	750	3/Sunday	2712	1343	68	1260	1620		
	I+II	28/Thursday	2	3/Sunday	11	1/Friday	1362	3/Sunday	4206	2475	156	2467	2859		
February	I	4/Thursday	2	20/Saturday	9	13/Saturday	840	27/Saturday	1760	1157	87	1224	1301		
	II	1/Monday	1	28/Sunday	13	13/Saturday	690	28/Sunday	1988	1213	55	1204	1436		
	I+II	4/Thursday	2	28/Sunday	11	13/Saturday	1530	28/Sunday	3542	2370	143	2427	2737		
March	I	3/Thursday	1	20/Sunday	9	9/Wednesday	879	31/Thursday	2998	1459	120	1508	1784		
	II	7/Monday	1	27/Sunday	12	9/Wednesday	867	26/Saturday	2312	1490	70	1430	1932		
	I+II	9/Wednesday	3	27/Sunday	11	9/Wednesday	1746	31/Thursday	5186	2949	189	2937	3717		
April	I	18/Monday	3	2/Saturday	10	18/Monday	1258	1/Friday	3589	1731	209	1838	2141		
	II	6/Wednesday	2	4/Monday	13	30/Saturday	1302	4/Monday	3702	1833	110	1862	2103		
	I+II	18/Monday	3	2/Saturday	11	18/Monday	2566	2/Saturday	5244	3563	319	3700	4244		
May	I	17/Tuesday	1	7/Saturday	10	30/Monday	1189	5/Thursday	3222	1706	211	1847	2042		
	II	4/Wednesday	2	1/Sunday	12	30/Monday	1301	1/Sunday	3279	1868	109	1784	2328		
	I+II	17/Tuesday	3	1/Sunday	10	30/Monday	2490	1/Sunday	5307	3574	320	3631	4370		
June	I	6/Monday	3	24/Friday	9	6/Monday	1240	2/Thursday	2447	1639	182	1783	1926	1821	
	II	7/Tuesday	2	5/Sunday	11	6/Monday	1314	5/Sunday	2803	1733	112	1729	2163	1844	
	I+II	6/Monday	3	21/Tuesday	10	6/Monday	2554	5/Sunday	4663	3372	294	3512	4088	3666	
July	I	6/Wednesday	1	9/Saturday	10	4/Monday	1443	30/Saturday	3198	1950	305	2109	2562	2255	
	II	14/Thursday	2	31/Sunday	12	4/Monday	1379	31/Sunday	2931	1924	155	1927	2400	2080	
	I+II	13/Wednesday	2	30/Saturday	10	4/Monday	2822	30/Saturday	6104	3875	460	4036	4962	4335	
August	I	17/Wednesday	1	4/Thursday	10	29/Monday	1487	5/Friday	2813	1918	258	2123	2326	2176	
	II	30/Tuesday	1	7/Sunday	13	29/Monday	1728	7/Sunday	3286	2233	192	2262	2895	2425	
	I+II	30/Tuesday	1	7/Sunday	11	29/Monday	3215	13/Saturday	5995	4151	450	4385	5221	4601	
September	I	5/Monday	2	4/Sunday	9	8/Thursday	1281	3/Saturday	2472	1717	185	1791	2206	1902	
	II	28/Wednesday	1	4/Sunday	13	8/Thursday	1162	11/Sunday	3114	1833	110	1762	2440	1943	
	I+II	5/Monday	2	10/Saturday	11	8/Thursday	2443	11/Sunday	5290	3550	294	3553	4646	3844	
October	I	26/Wednesday	3	29/Saturday	10	17/Monday	1304	29/Saturday	3048	1778	173	1773	2327		
	II	25/Tuesday	2	23/Sunday	12	17/Monday	1391	9/Sunday	2614	1846	109	1779	2324		
	I+II	25/Tuesday	2	29/Saturday	10	17/Monday	2695	29/Saturday	5380	3624	282	3551	4652		
November	I	9/Wednesday	2	13/Sunday	9	15/Tuesday	990	12/Saturday	2670	1541	132	1556	1884		
	II	3/Thursday	2	20/Sunday	12	15/Tuesday	1040	20/Sunday	2516	1603	105	1573	1974		
	I+II	9/Wednesday	2	6/Sunday	10	15/Tuesday	2030	12/Saturday	4727	3144	237	3129	3858		
December	I	1/Thursday	1	22/Thursday	13	19/Monday	1110	23/Friday	3169	1522	147	1667	1673		
	II	12/Monday	1	11/Sunday	13	19/Monday	1053	29/Thursday	2005	1460	85	1513	1624		
	I+II	13/Tuesday	1	22/Thursday	13	19/Monday	2163	29/Thursday	4640	2982	232	3181	3297		
Year	I	January 28/Thursday	2	September 4/Sunday	9	January 1/Friday	612	April 1/Friday	3589	1604	175	1702	1951	2038	
	II	February 22/Friday	2	May 1/Sunday	12	February 13/Saturday	690	April 4/Monday	3702	1698	107	1674	2103	2073	
	I+II	February 4/Thursday	2	October 29/Saturday	10	January 1/Friday	1362	July 30/Saturday	6104	3302	281	3376	4054	4111	

GODIŠNJA NERAVNOMJERNOST SAOBRAĆAJNOG TOKA
TRAFFIC FLOW ANNUAL VARIATION

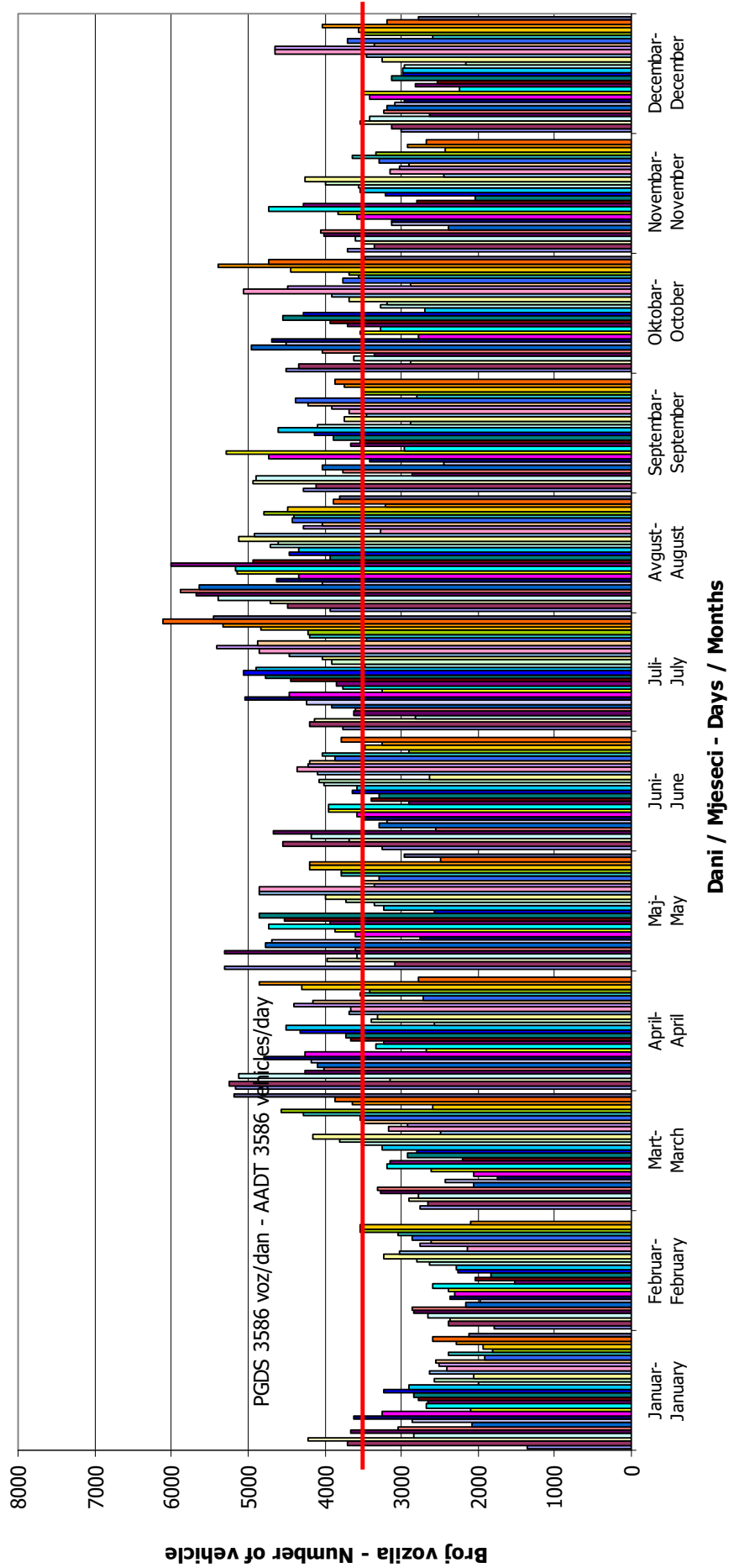
Automatski brojač broj - Automatic counter number
 Lokalitet - Location / Stacionaža - Mileage [km+m]
 Broj puta - Road number / Dionica - Section

000025
 Blaževac / 5+516,00
 M 1.8 (MI-107) / Pelagićevo - granica / border RS
 (Blaževac)



**DNEVNA NERAVNOMJERNOST SAOBRAĆAJNOG TOKA
 TRAFFIC FLOW DAILY VARIATION**

Automatski brojač broj - Automatic counter number 000025
 Lokalizet - Location / Stacionaža - Mileage [km+tm] Blaževac / 5+516,00
 Broj puta - Road number/ Dionica - Section M 1.8 (M1-107) / Pelagićevo - granica / border RS (Blaževac)

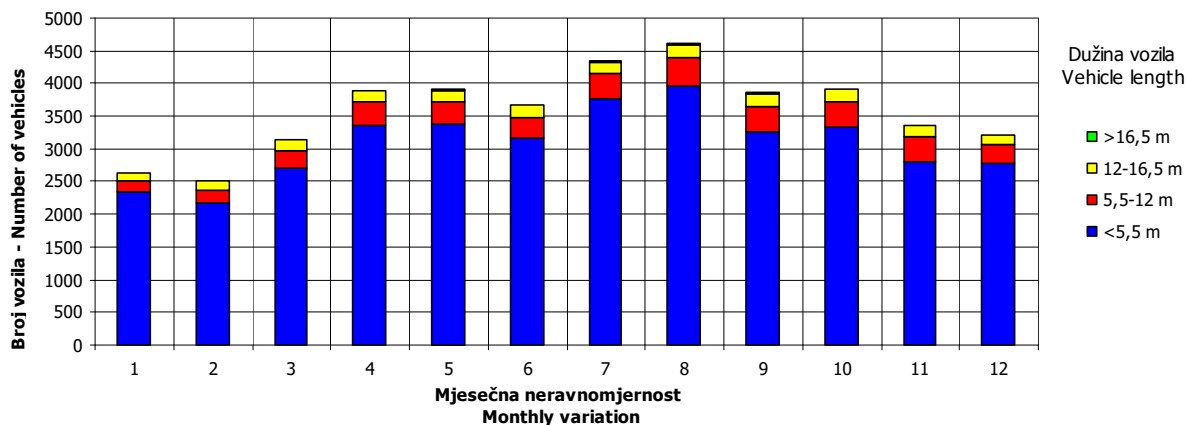
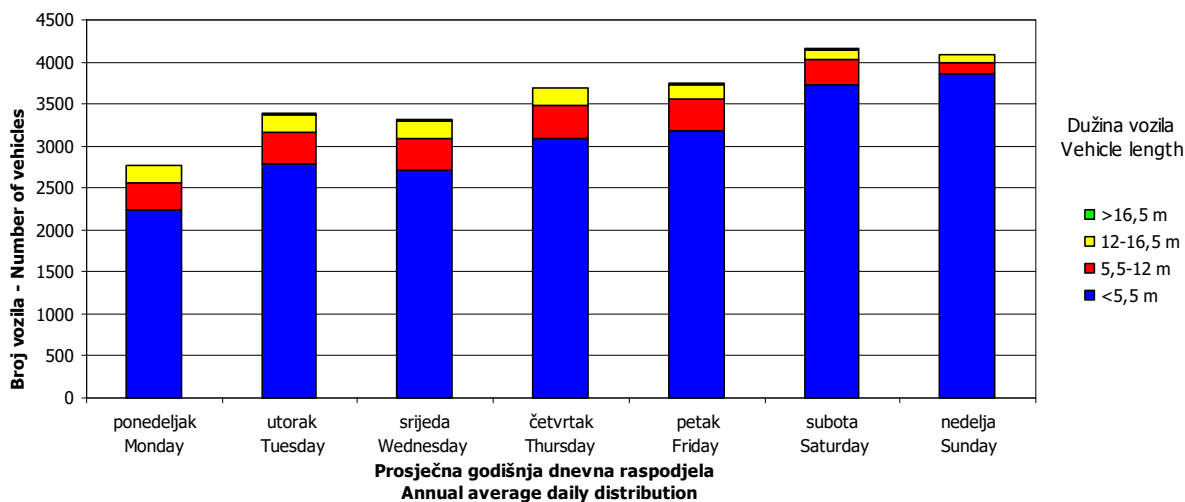
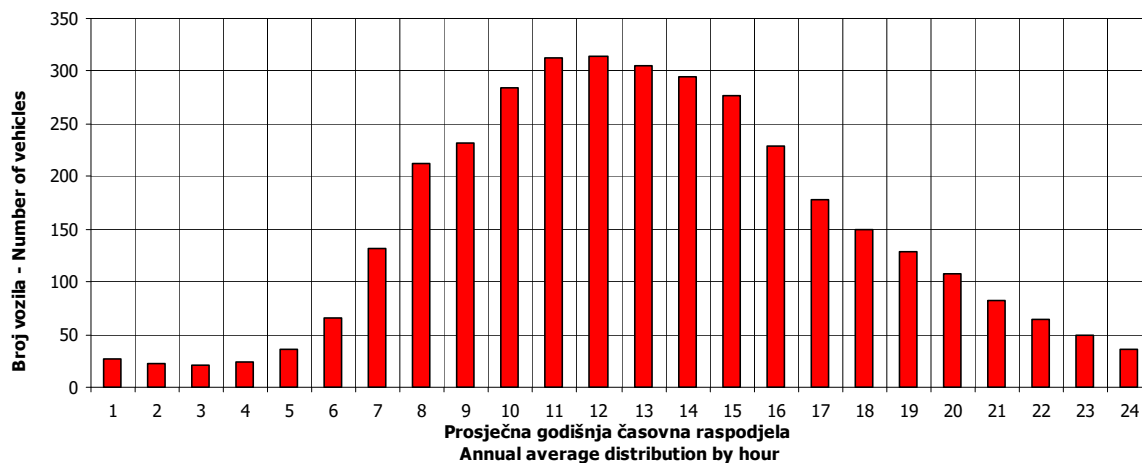


VREMENSKA RASPODJELA SAOBRAĆAJNOG TOKA TRAFFIC FLOW TIME DISTRIBUTION

Automatski brojač broj - Automatic counter number
 Lokalizet - Location / Stacionaža - Mileage [km+m]
 Broj puta - Road number / Dionica - Section

000025
 Blaževac / 5+516,00
 M 1.8 (MI-107) / Pelagićevo - granica / border RS
 (Blaževac)

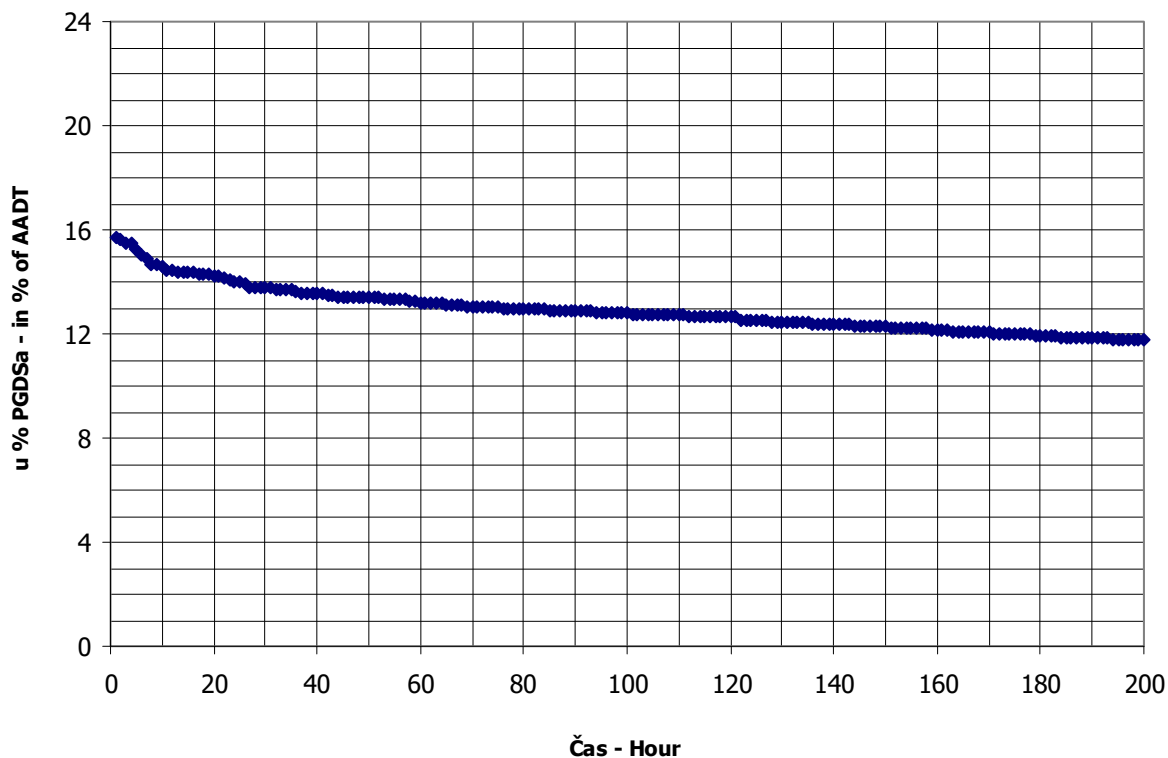
PGDS 3586 voz/dan AADT 3586 veh/day



SATNA DISTRIBUCIJA SAOBRAĆAJNOG TOKA
TRAFFIC FLOW HOURLY DISTRIBUTION

Automatski brojač broj - Automatic counter number 000025
 Lokalitet - Location / Stacionaža - Mileage [km+m] Blaževac / 5+516,00
 Broj puta - Road number / Dionica - Section M 1.8 (MI-107) / Pelagićevo - granica / border RS (Blaževac)

PGDS - AADT	3586 voz/dan - veh/day							
Čas - Hour	Maksimalni vršni sat - Maximum peak hour	10	20	30	40	50	100	200
Sat u danu - Hour of day	10	12	12	11	8	10	13	9
Sat u godini - Hour in year	7259	2917	5077	5076	7257	3083	8726	6946
Dan - Day of week	subota - Saturday	nedelja - Sunday	subota - Saturday	subota - Saturday	subota - Saturday	nedelja - Sunday	četvrtak - Thursday	nedelja - Sunday
Datum - Date	29	1	30	30	29	8	29	16
Mjesec - Month	oktobar - October	maj - May	juli - July	juli - July	oktobar - October	maj - May	decembar - December	oktobar - October
Vrijednost - Value	563	524	511	493	486	480	459	422
% - percent	15.70	14.61	14.25	13.75	13.55	13.39	12.80	11.77



BROJANJE VOZILA NA MREŽI PUTEVA U REPUBLICI SRPSKOJ – 2016. GODINA
VEHICLE COUNTING ON THE ROAD NETWORK OF THE REPUBLIC OF SRPSKA – YEAR 2016

MJESEČNI BROJ VOZILA
MONTHLY NUMBER OF VEHICLES

Automatski brojač broj - Automatic counter number 000026
 Lokalitet - Location / Stacionaža - Mileage [km+m] Marković Polje / 1+169,00
 Broj puta - Road number / Dionica - Section M 14.1 (MI-104) / Lončari - granica / border RS (Brčko 1)

	Mjesec - Month											
	Januar- January	Februar- February	Mart- March	April- April	Maj- May	Jun- June	Juli- July	August- August	Septembar- September	Oktober- October	Novembar- November	Decembar- December
1	4545	5818	5259	7527	7663	6988	7811	8699	7805	8665	7361	7030
2	6209	5856	5626	8096	6419	7304	7512	8468	8273	6846	8527	7294
3	5664	5748	6473	6060	7279	7985	6314	8904	8912	7081	8768	7288
4	7344	5776	6888	6849	7460	8563	6953	9692	7585	7251	8589	5269
5	7573	4501	7584	6476	7707	6882	7591	10425	7520	7340	9539	6374
6	7600	2874	5715	6449	8392	7635	6708	11278	7031	7724	7633	6422
7	7696	2744	6655	7427	8642	7443	7230	9397	7195	8370	6776	6445
8	8377	3557	6540	7218	7847	7432	8109	8869	7468	9257	6771	6459
9	7528	3122	7202	7906	7846	8563	8370	8495	7948	7377	7479	7013
10	4711	3898	6599	6103	7018	8123	6764	8873	8617	7724	7162	6426
11	6361	3980	7012	6497	6844	8744	7331	9672	6564	7007	7826	5004
12	6860	4644	7587	6707	7032	7078	7240	10105	7110	7176	8193	6275
13	7498	3552	5480	6425	7908	7027	7977	11019	7349	7480	6081	6361
14	8577	2699	6518	6809	8014	6906	7494	9107	7220	8353	6875	6342
15	6087	4133	6401	7208	6833	6904	8373	8943	7423	8012	6883	6598
16	5874	4827	6570	8152	6925	7113	9113	8847	7869	6543	6885	6858
17	7433	5066	7023	6340	6867	7670	7452	9126	8247	7224	7198	7439
18	6502	5270	7591	6799	7182	8222	7675	8997	6944	6911	7761	5568
19	6174	5766	7946	6663	8119	6050	7574	9743	7006	7039	8175	6773
20	6213	5915	5961	6854	8000	7649	7638	10355	7053	7420	6098	6503
21	6885	4610	6773	6871	8342	7632	7894	8395	7140	8269	6884	6805
22	6941	5482	6625	8349	7562	7286	8764	7739	7519	8557	6666	7050
23	6937	5815	6619	8371	7118	7347	9582	7875	8742	6618	6940	7271
24	5533	5864	7120	6504	6787	7913	7739	7633	8741	7040	6999	9107
25	6084	6183	7196	6858	6998	8161	7775	7674	6959	7147	7444	5867
26	5930	6424	7993	7025	7526	6667	7500	8189	7253	7157	7643	6779
27	6045	6366	5967	7817	8158	7100	8046	8764	7136	7855	6145	7819
28	6092	4207	6772	7619	8896	6951	8410	7374	7338	7706	6576	7703
29	6454	4900	6553	8561	7009	7190	9229	8013	7791	9273	6466	8244
30	6458		6528	10405	7606	7116	10658	8008	8121	7090	6536	8166
31	4396		6741		6830		8545	7600		7114		8121
Ukupno- Total	202527	139500	207537	216988	232847	223686	245401	276308	227903	234632	218880	212652
Prosjek- Average	6533	4810	6695	7233	7511	7456	7916	8913	7597	7569	7296	6860
Godišnji prosjek (PGDS) - Annual average (AADT)												7210

BROJANJE VOZILA NA MREŽI PUTEVA U REPUBLICI SRPSKOJ – 2016. GODINA
VEHICLE COUNTING ON THE ROAD NETWORK OF THE REPUBLIC OF SRPSKA – YEAR 2016

STRUKTURA SAOBRAĆAJNOG TOKA
TRAFFIC FLOW COMPOSITION

Automatski brojač broj - Automatic counter number
 Lokalizet - Location / Stacionaža - Mileage [km+m]
 Broj puta - Road number / Dionica - Section

000026
 Marković Polje / 1+169,00
 M 14.1 (MI-104) / Lončari - granica /
 border RS (Brčko 1)

Mjesec - Month	Smjer - Direction	Dužina vozila - Vehicle length								Ukupno - Total
		< 5,5 m	(%)	5,5 - 12 m	(%)	12 - 16,5 m	(%)	< 16,5 m	(%)	
Januar - January	I	90149	91.1	6289	6.4	2515	2.5	55	0.1	99008
	II	93867	90.7	6327	6.1	3271	3.2	55	0.1	103519
	ukupno - total	184016	90.9	12615	6.2	5786	2.9	110	0.1	202527
Februar - February	I	60656	87.3	5917	8.5	2891	4.2	43	0.1	69507
	II	60502	86.4	5769	8.2	3623	5.2	98	0.1	69993
	ukupno - total	121159	86.9	11686	8.4	6514	4.7	141	0.1	139500
Mart - March	I	90929	88.1	8204	7.9	4014	3.9	56	0.1	103203
	II	91008	87.2	8226	7.9	5036	4.8	63	0.1	104334
	ukupno - total	181937	87.7	16430	7.9	9050	4.4	119	0.1	207537
April - April	I	96601	87.9	9033	8.2	4277	3.9	44	0.0	109955
	II	93998	87.8	8464	7.9	4540	4.2	31	0.0	107033
	ukupno - total	190599	87.8	17497	8.1	8817	4.1	75	0.0	216988
Maj - May	I	104236	90.2	7916	6.9	3265	2.8	84	0.1	115501
	II	105029	89.5	7814	6.7	4443	3.8	60	0.1	117346
	ukupno - total	209265	89.9	15730	6.8	7708	3.3	144	0.1	232847
Juni - June	I	99421	89.1	8302	7.4	3850	3.4	60	0.1	111633
	II	99359	88.7	8314	7.4	4344	3.9	35	0.0	112053
	ukupno - total	198780	88.9	16617	7.4	8194	3.7	95	0.0	223686
Juli - July	I	112459	89.9	8799	7.0	3757	3.0	82	0.1	125097
	II	106946	88.9	8449	7.0	4856	4.0	52	0.0	120304
	ukupno - total	219405	89.4	17248	7.0	8614	3.5	134	0.1	245401
Avgust - August	I	124115	91.0	8327	6.1	3846	2.8	59	0.0	136348
	II	126222	90.2	8640	6.2	5048	3.6	50	0.0	139960
	ukupno - total	250337	90.6	16967	6.1	8895	3.2	109	0.0	276308
Septembar - September	I	100206	88.8	8658	7.7	3870	3.4	80	0.1	112814
	II	101148	87.9	8742	7.6	5152	4.5	47	0.0	115088
	ukupno - total	201354	88.4	17399	7.6	9022	4.0	127	0.1	227903
Oktobar - October	I	103659	88.6	9209	7.9	4030	3.4	73	0.1	116971
	II	103170	87.7	9186	7.8	5258	4.5	47	0.0	117661
	ukupno - total	206829	88.2	18395	7.8	9287	4.0	120	0.1	234632
Novembar - November	I	96014	88.5	8461	7.8	3891	3.6	88	0.1	108454
	II	97274	88.1	8314	7.5	4764	4.3	73	0.1	110425
	ukupno - total	193287	88.3	16776	7.7	8656	4.0	161	0.1	218880
Decembar - December	I	93771	88.4	8508	8.0	3707	3.5	147	0.1	106133
	II	93362	87.6	8399	7.9	4688	4.4	69	0.1	106519
	ukupno - total	187133	88.0	16908	8.0	8395	3.9	216	0.1	212652
Ukupno (godišnje) - Total (annual)	I	1172216	89.2	97624	7.4	43914	3.3	872	0.1	1314625
	II	1171886	88.5	96645	7.3	55023	4.2	681	0.1	1324235
	ukupno - total	2344102	88.8	194269	7.4	98937	3.7	1552	0.1	2638860
Prosjek (PGDS) - Average (AADT)	I	3203	89.2	267	7.4	120	3.3	2	0.1	3592
	II	3202	88.5	264	7.3	150	4.2	2	0.1	3618
	ukupno - total	6405	88.8	531	7.4	270	3.7	4	0.1	7210

BROJANJE VOZILA NA MREŽI PUTEVA U REPUBLICI SRPSKOJ – 2016. GODINA
VEHICLE COUNTING ON THE ROAD NETWORK OF THE REPUBLIC OF SRPSKA – YEAR 2016

SAOBRAĆAJNI POKAZATELJI

000026
 Marković Polje / 1+169,00
 M 14.1 (MI-104) / Lončari - granica / border RS (Brčko 1)

Automatski brojač broj
 Lokalizet / Stacionaža [km+m]
 Broj puta / Dionica

Mjesec	Smjer	minimalni čas			maksimalni čas			minimalni dan		maksimalni dan		dnevni prosjek (05-21 h)	noćni prosjek (21-05 h)	prosijek radnim danom	prosijek vikendom	ljetni prosjek
		datum/dan	čas	voz/h	datum/dan	čas	voz/h	datum/dan	voz/dan	datum/dan	voz/dan					
Januar	I	srijeda/27.	1	4	392	četvrtak/14.	13	392	petak/1.	1992	četvrtak/14.	4272	2883	313	3360	2967
	II	petak/22.	2	9	390	nedjelja/17.	11	390	nedjelja/31.	2297	nedjelja/17.	4361	3030	310	3417	3232
	I+II	utorak/26.	2	16	749	četvrtak/14.	13	749	nedjelja/31.	4396	četvrtak/14.	8577	5913	622	6778	6199
Februar	I	četvrtak/4.	4	3	313	subota/27.	11	313	nedjelja/14.	1234	petak/26.	3269	2189	210	2537	2036
	II	ponedeljak/15.	3	4	269	subota/27.	9	269	subota/6.	1368	subota/27.	3165	2215	200	2541	2085
	I+II	ponedeljak/15.	3	8	576	subota/27.	10	576	nedjelja/14.	2699	petak/26.	6424	4404	410	5078	4121
Mart	I	utorak/1.	3	4	409	subota/26.	10	409	utorak/1.	2626	subota/26.	4004	3058	271	3327	3336
	II	srijeda/9.	3	6	390	subota/19.	8	390	srijeda/2.	2629	subota/26.	3989	3071	294	3337	3443
	I+II	četvrtak/3.	2	12	686	subota/19.	8	686	utorak/1.	5259	subota/26.	7993	6129	565	6665	6779
April	I	srijeda/13.	2	8	439	subota/30.	11	439	nedjelja/10.	2965	subota/30.	5364	3257	407	3562	3869
	II	srijeda/6.	3	10	393	subota/2.	9	393	nedjelja/3.	2955	subota/30.	5041	3194	374	3460	3781
	I+II	srijeda/13.	2	24	796	subota/30.	11	796	nedjelja/3.	6060	subota/30.	10405	6451	780	7022	7650
Maj	I	utorak/31.	3	6	386	subota/7.	11	386	ponedeljak/2.	2927	subota/28.	4540	3693	454	3693	3786
	II	ponedeljak/23.	2	5	366	subota/7.	9	366	srijeda/11.	3384	subota/7.	4384	3385	400	3694	3947
	I+II	utorak/31.	3	15	751	subota/7.	11	751	ponedeljak/2.	6419	subota/28.	8896	6657	853	7388	7734
Juni	I	četvrtak/16.	3	6	404	subota/11.	9	404	nedjelja/19.	2927	četvrtak/9.	4572	3265	456	3725	3710
	II	četvrtak/16.	3	9	348	subota/11.	10	348	nedjelja/19.	3123	subota/11.	4545	3293	440	3697	3836
	I+II	četvrtak/16.	3	15	723	subota/11.	10	723	nedjelja/19.	6050	subota/11.	8744	6558	896	7422	7546
Juli	I	srijeda/6.	3	10	463	subota/30.	10	463	nedjelja/3.	3219	subota/30.	5549	3435	600	3940	4234
	II	četvrtak/28.	3	10	371	subota/30.	10	371	nedjelja/3.	3095	subota/30.	5109	3388	492	3837	3971
	I+II	srijeda/6.	3	28	834	subota/30.	10	834	nedjelja/3.	6314	subota/30.	10658	6823	1092	7777	8205
Avgust	I	četvrtak/11.	4	14	476	subota/6.	10	476	nedjelja/28.	3525	subota/6.	5844	3796	603	4324	4398
	II	srijeda/24.	3	13	410	subota/13.	8	410	srijeda/31.	3794	subota/20.	5490	3937	576	4397	4850
	I+II	srijeda/24.	3	28	826	subota/6.	10	826	nedjelja/28.	7374	subota/6.	11278	7733	1179	8721	9461
Septembar	I	utorak/20.	1	8	410	subota/10.	10	410	nedjelja/11.	3054	subota/3.	4524	3358	402	3736	3827
	II	ponedeljak/12.	3	8	357	subota/3.	8	357	nedjelja/11.	3510	subota/3.	4388	3443	393	3778	3835
	I+II	utorak/20.	2	20	693	subota/3.	10	693	nedjelja/11.	6564	subota/3.	8912	6801	795	7514	7821
Oktoibar	I	četvrtak/6.	4	8	484	subota/29.	9	484	nedjelja/16.	3136	subota/8.	4748	3380	394	3737	3850
	II	četvrtak/6.	3	9	368	subota/8.	8	368	nedjelja/23.	3360	subota/29.	4554	3438	357	3710	3974
	I+II	četvrtak/6.	3	18	815	subota/29.	9	815	nedjelja/16.	6543	subota/29.	9273	6818	751	7447	7824
Novembar	I	srijeda/9.	3	8	437	subota/5.	10	437	nedjelja/27.	2878	četvrtak/3.	4652	3276	405	3647	3541
	II	utorak/22.	2	5	396	subota/5.	13	396	nedjelja/13.	3138	subota/5.	5061	3352	390	3614	3836
	I+II	srijeda/23.	3	17	803	subota/5.	11	803	subota/5.	6081	subota/5.	9539	6627	795	7261	7377
Decembar	I	utorak/20.	23	6	470	subota/24.	11	470	nedjelja/11.	1668	subota/24.	5332	3080	344	3482	3283
	II	ponedeljak/5.	2	6	334	subota/10.	8	334	nedjelja/25.	2673	četvrtak/29.	4070	3114	323	3454	3394
	I+II	ponedeljak/5.	2	20	759	subota/24.	11	759	nedjelja/11.	5004	subota/24.	9107	6194	667	6936	6677
Godina	I	četvrtak/4.2.	4	3	484	subota/29.10.	9	484	nedjelja/14.2.	1234	subota/6.8.	5844	3187	405	3589	3588
	II	ponedeljak/15.2.	3	4	410	subota/13.8.	8	410	subota/6.2.	1368	subota/20.8.	5490	3238	379	3578	3695
	I+II	ponedeljak/15.2.	3	8	834	subota/30.7.	10	834	nedjelja/14.2.	2699	subota/6.8.	11278	6426	784	7167	7283

BROJANJE VOZILA NA MREŽI PUTEVA U REPUBLICI SRPSKOJ – 2016. GODINA
VEHICLE COUNTING ON THE ROAD NETWORK OF THE REPUBLIC OF SRPSKA – YEAR 2016

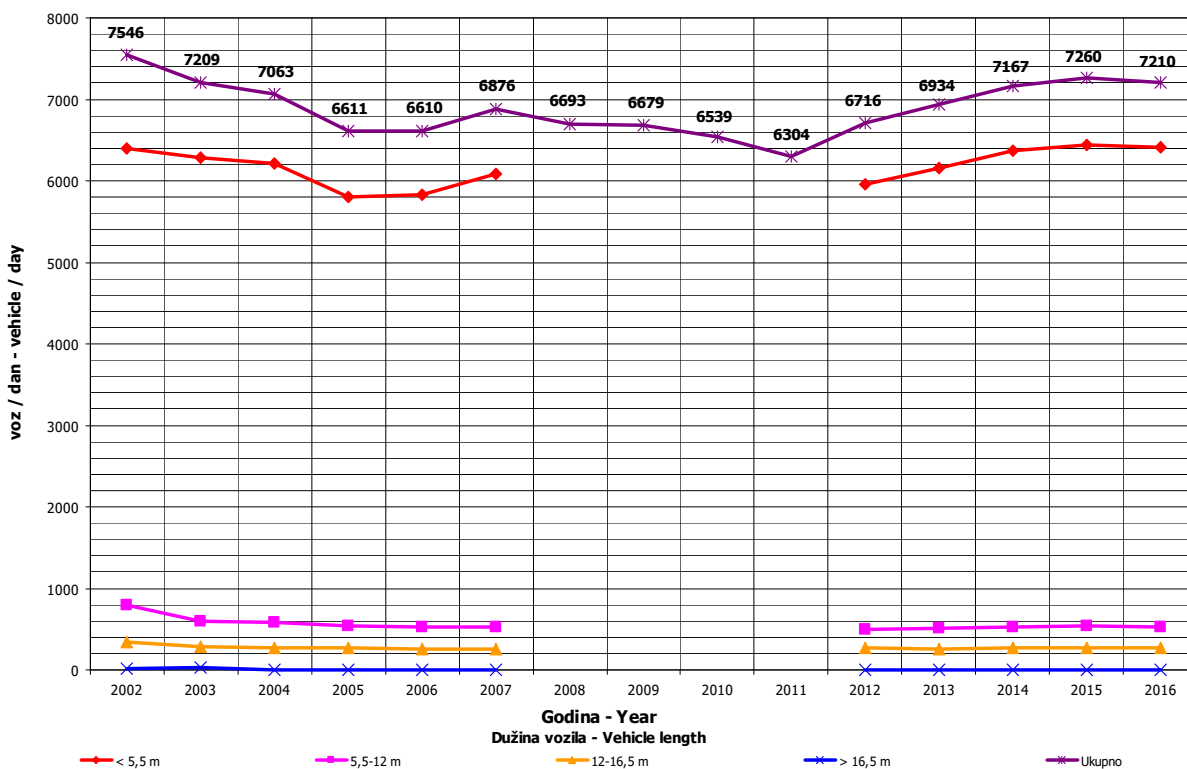
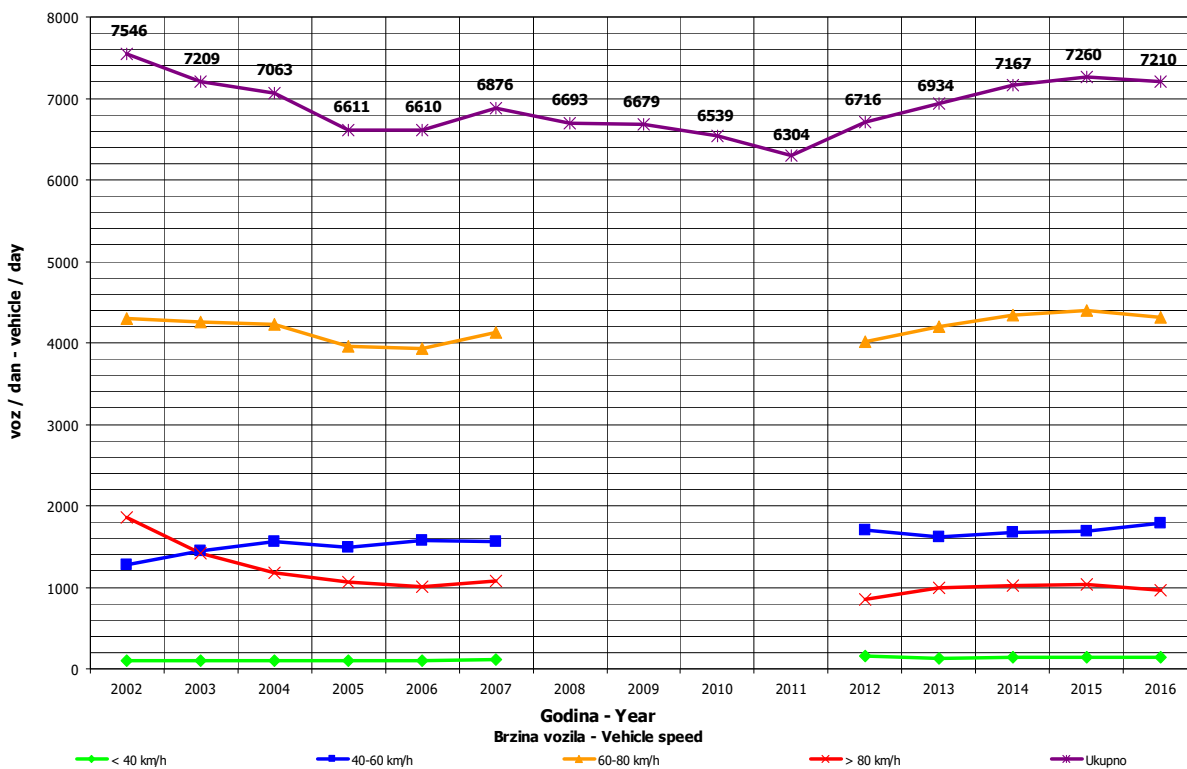
TRAFFIC PARAMETERS

Automatic counter number 000026
 Location / Mileage [km+m] Marković Polje / 1+169,00
 Road number / Section M 14.1 (M1-104) / Lončari - granica / border RS (Brčko 1)

Month	Direction	minimum hour			maximum hour			veh/h		minimum day		maximum day		veh/day	day time average (5-21 h)	night average (21-05 h)	working day average	weekend average	summer average
		date/day	hour	veh/h	date/day	hour	veh/h	date/day	veh/day										
January	I	27/Wednesday	1	4	14/Thursday	13	392	1/Friday	1992	14/Thursday	4272	2883	313	3360	2967				
	II	22/Friday	2	9	17/Sunday	11	390	31/Sunday	2297	17/Sunday	4361	3030	310	3417	3232				
	I+II	26/Tuesday	2	16	14/Thursday	13	749	31/Sunday	4396	14/Thursday	8577	5913	622	6778	6199				
February	I	4/Thursday	4	3	27/Saturday	11	313	14/Sunday	1234	26/Friday	3269	2189	210	2537	2036				
	II	15/Monday	3	4	27/Saturday	9	269	6/Saturday	1368	27/Saturday	3165	2215	200	2541	2085				
	I+II	15/Monday	3	8	27/Saturday	10	576	14/Sunday	2699	26/Friday	6424	4404	410	5078	4121				
March	I	1/Tuesday	3	4	26/Saturday	10	409	1/Tuesday	2626	26/Saturday	4004	3058	271	3327	3336				
	II	9/Wednesday	3	6	19/Saturday	8	390	2/Wednesday	2629	26/Saturday	3989	3071	294	3337	3443				
	I+II	3/Thursday	2	12	19/Saturday	8	686	1/Tuesday	5259	26/Saturday	7993	6129	565	6665	6779				
April	I	13/Wednesday	2	8	30/Saturday	11	439	10/Sunday	2965	30/Saturday	5364	3257	407	3562	3869				
	II	6/Wednesday	3	10	2/Saturday	9	393	3/Sunday	2955	30/Saturday	5041	3194	374	3460	3781				
	I+II	13/Wednesday	2	24	30/Saturday	11	796	3/Sunday	6060	30/Saturday	10405	6451	780	7022	7650				
May	I	31/Tuesday	3	5	7/Saturday	11	386	2/Monday	2927	28/Saturday	4540	3272	454	3693	3786				
	II	23/Monday	2	5	7/Saturday	9	366	11/Wednesday	3384	7/Saturday	4384	3385	400	3694	3947				
	I+II	31/Tuesday	3	15	7/Saturday	11	751	2/Monday	6419	28/Saturday	8896	6657	853	7388	7734				
June	I	16/Thursday	3	6	11/Saturday	9	404	19/Sunday	2927	9/Thursday	4572	3265	456	3725	3710				
	II	16/Thursday	3	9	11/Saturday	10	348	19/Sunday	3123	11/Saturday	4545	3293	440	3697	3836				
	I+II	16/Thursday	3	15	11/Saturday	10	723	19/Sunday	6050	11/Saturday	8744	6558	896	7422	7546				
July	I	6/Wednesday	3	10	30/Saturday	10	463	3/Sunday	3219	30/Saturday	5545	3435	600	3940	4234				
	II	28/Thursday	3	10	30/Saturday	10	371	3/Sunday	3095	30/Saturday	5109	3388	492	3837	3971				
	I+II	6/Wednesday	3	28	30/Saturday	10	834	3/Sunday	6314	30/Saturday	10658	6823	1092	7777	8205				
August	I	11/Thursday	4	14	6/Saturday	10	476	28/Sunday	3525	6/Saturday	5844	3796	603	4324	4612				
	II	24/Wednesday	3	13	13/Saturday	8	410	31/Wednesday	3794	20/Saturday	5490	3937	576	4397	4850				
	I+II	24/Wednesday	3	28	6/Saturday	10	826	28/Sunday	7374	6/Saturday	11278	7733	1179	8721	9461				
September	I	20/Tuesday	1	8	10/Saturday	10	410	11/Sunday	3054	3/Saturday	4524	3358	402	3736	3827				
	II	12/Monday	3	8	3/Saturday	8	357	11/Sunday	3510	3/Saturday	4388	3443	393	3778	3994				
	I+II	20/Tuesday	2	20	3/Saturday	10	693	11/Sunday	6564	3/Saturday	8912	6801	795	7514	7821				
October	I	6/Thursday	4	8	29/Saturday	9	484	16/Sunday	3136	8/Saturday	4748	3380	394	3737	3850				
	II	6/Thursday	3	9	8/Saturday	8	368	23/Sunday	3360	29/Saturday	4554	3438	357	3710	3974				
	I+II	6/Thursday	3	18	29/Saturday	9	815	16/Sunday	6543	29/Saturday	9273	6818	751	7447	7824				
November	I	9/Wednesday	3	8	5/Saturday	10	437	27/Sunday	2878	3/Thursday	4652	3276	405	3647	3541				
	II	22/Tuesday	2	5	5/Saturday	13	396	13/Sunday	3138	5/Saturday	5061	3552	390	3614	3836				
	I+II	23/Wednesday	3	17	5/Saturday	11	803	13/Sunday	6081	5/Saturday	9539	6627	795	7261	7377				
December	I	20/Tuesday	23	6	24/Saturday	11	470	11/Sunday	1668	24/Saturday	5332	3080	344	3482	3283				
	II	5/Monday	2	6	10/Saturday	8	334	25/Sunday	2673	29/Thursday	4070	3114	323	3454	3394				
	I+II	5/Monday	2	20	24/Saturday	11	759	11/Sunday	5004	24/Saturday	9107	6194	667	6936	6677				
Year	I	February 4/Thursday	4	3	October 29/Saturday	9	484	February 14/Sunday	1234	August 6/Saturday	5844	3187	405	3589	3979				
	II	February 15/Monday	3	4	August 13/Saturday	8	410	February 6/Saturday	1368	August 20/Saturday	5490	3238	379	3578	3695				
	I+II	February 15/Monday	3	8	July 30/Saturday	10	834	February 14/Sunday	2699	August 6/Saturday	11278	6426	784	7167	7283				

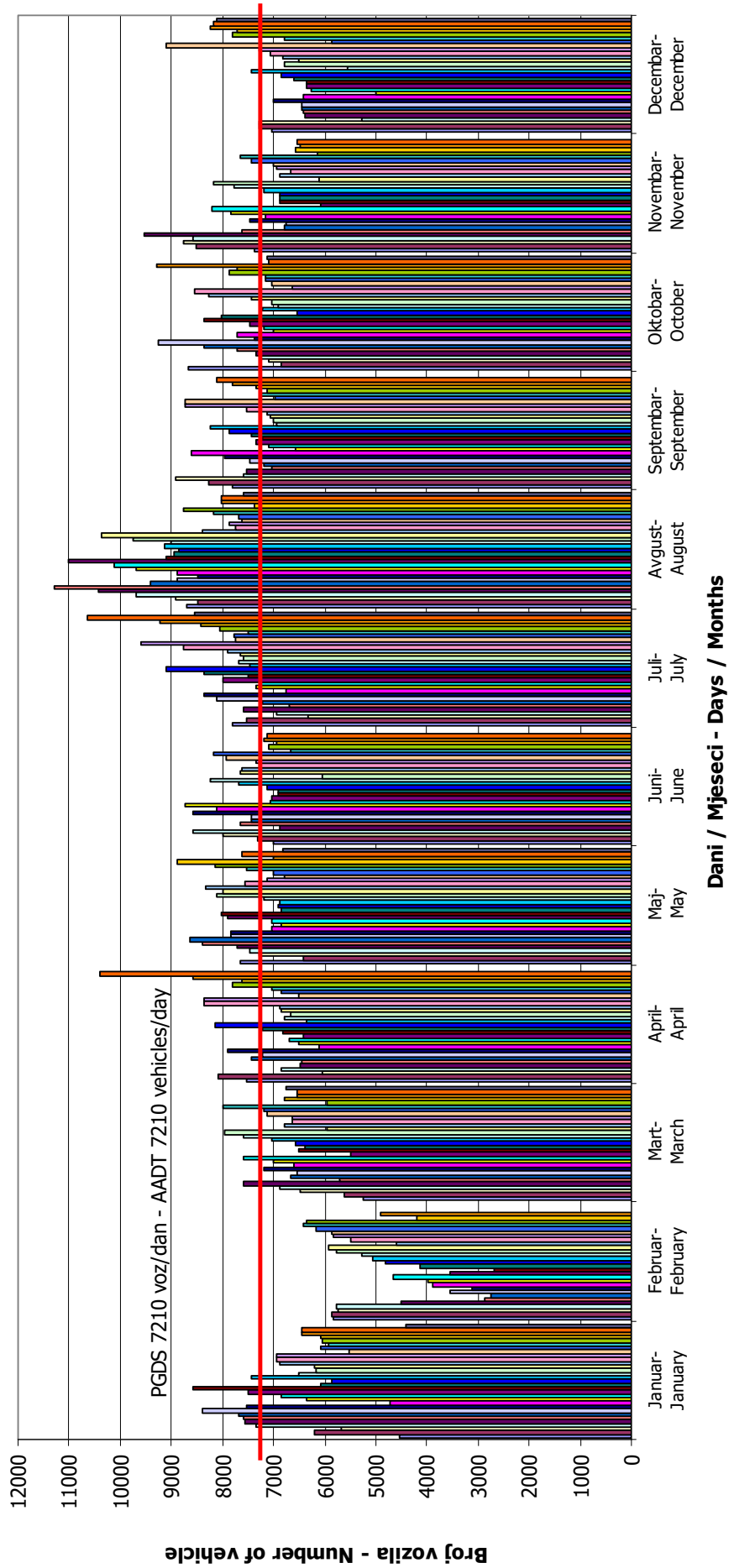
GODIŠNJA NERAVNOMJERNOST SAOBRAĆAJNOG TOKA TRAFFIC FLOW ANNUAL VARIATION

Automatski brojač broj - Automatic counter number 000026
 Lokalizet - Location / Stacionaža - Mileage [km+m] Marković Polje / 1+169,00
 Broj puta - Road number / Dionica - Section M 14.1 (MI-104) / Lončari - granica / border RS (Brčko 1)



DNEVNA NERAVNOMJERNOST SAOBRAĆAJNOG TOKA
TRAFFIC FLOW DAILY VARIATION

Automatski brojač broj - Automatic counter number 000026
 Lokalizet - Location / Stacionaža - Mileage [km+hm] Marković Polje / 1+169,00
 Broj puta - Road number/ Dionica - Section M 14.1 (MI-104) / Lončari - granica / border RS (Brčko 1)

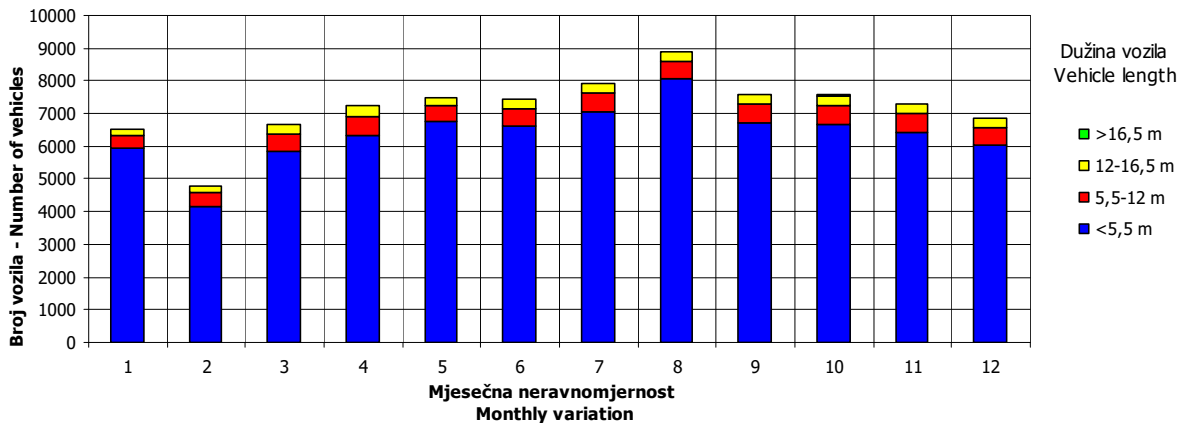
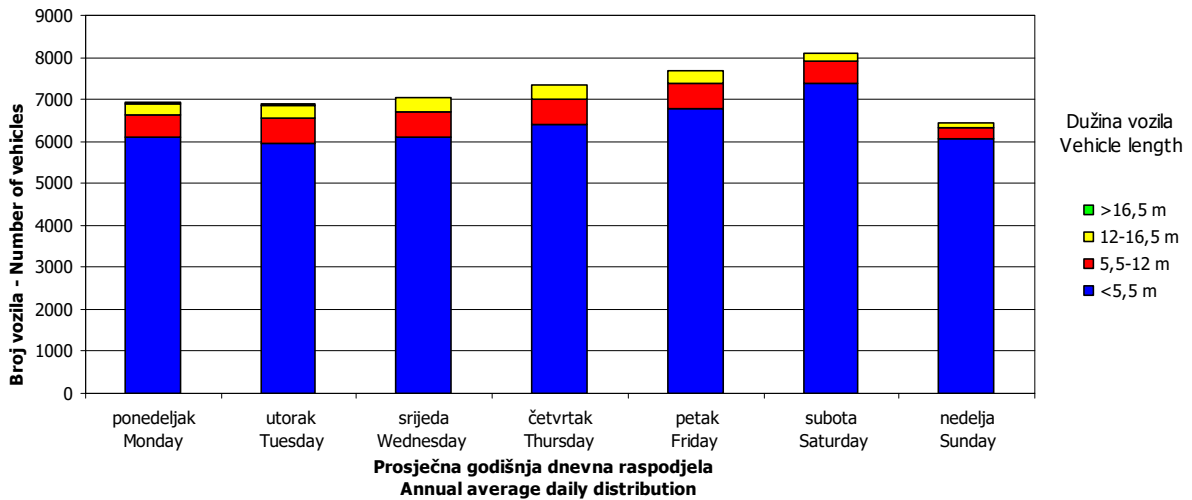
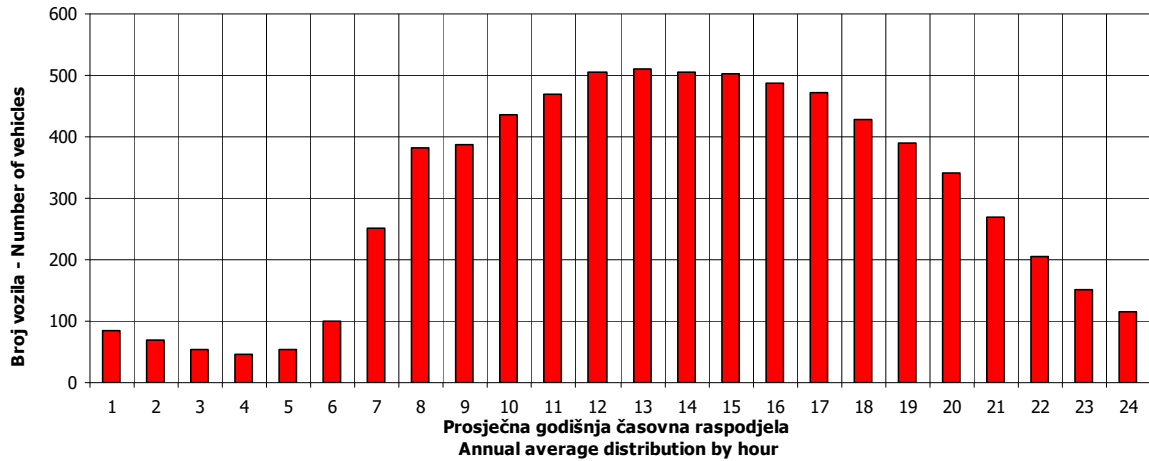


VREMENSKA RASPODJELA SAOBRAĆAJNOG TOKA TRAFFIC FLOW TIME DISTRIBUTION

Automatski brojač broj - Automatic counter number
 Lokalizet - Location / Stacionaža - Mileage [km+m]
 Broj puta - Road number / Dionica - Section

000026
 Marković Polje / 1+169,00
 M 14.1 (MI-104) / Lončari - granica / border RS
 (Brčko 1)

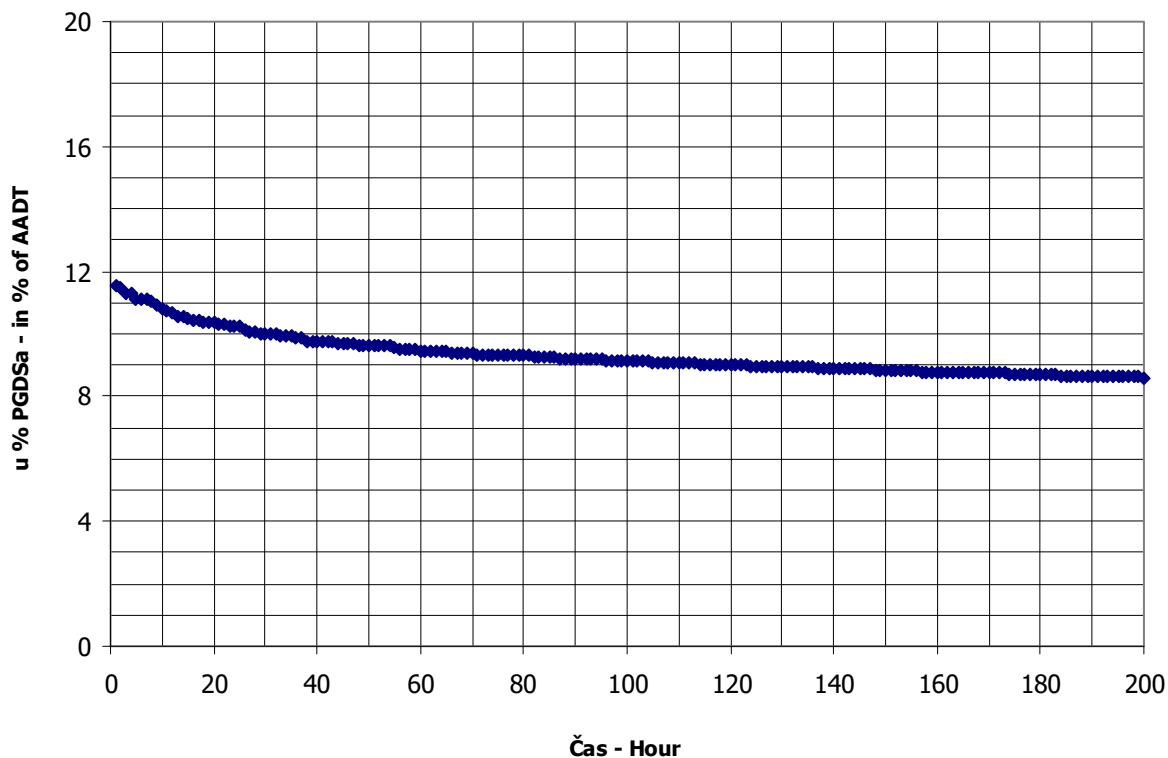
PGDS 7210 voz/dan AADT 7210 veh/day



SATNA DISTRIBUCIJA SAOBRAĆAJNOG TOKA
TRAFFIC FLOW HOURLY DISTRIBUTION

Automatski brojač broj - Automatic counter number 000026
 Lokalizet - Location / Stacionaža - Mileage [km+m] Marković Polje / 1+169,00
 Broj puta - Road number / Dionica - Section M 14.1 (MI-104) / Lončari - granica / border RS (Brčko 1)

PGDS - AADT	7210 voz/dan - veh/day							
Čas - Hour	Maksimalni vršni sat - Maximum peak hour	10	20	30	40	50	100	200
Sat u danu - Hour of day	10	10	12	12	8	14	12	15
Sat u godini - Hour in year	5075	7427	7429	8605	5073	8727	5389	5368
Dan - Day of week	subota - Saturday	subota - Saturday	subota - Saturday	subota - Saturday	subota - Saturday	četvrtak - Thursday	petak - Friday	četvrtak - Thursday
Datum - Date	30	5	5	24	30	29	12	11
Mjesec - Month	juli - July	novembar - November	novembar - November	decembar - December	juli - July	decembar - December	avgust - August	avgust - August
Vrijednost - Value	834	780	746	723	703	695	659	620
% - percent	11.57	10.82	10.35	10.03	9.75	9.64	9.14	8.60



BROJANJE VOZILA NA MREŽI PUTEVA U REPUBLICI SRPSKOJ – 2016. GODINA
VEHICLE COUNTING ON THE ROAD NETWORK OF THE REPUBLIC OF SRPSKA – YEAR 2016

MJESEČNI BROJ VOZILA
MONTHLY NUMBER OF VEHICLES

Automatski brojač broj - Automatic counter number
 Lokalitet - Location / Stacionaža - Mileage [km+m]
 Broj puta - Road number / Dionica - Section

000027
 Čađavica / 7+795,00
 M 14.1 (MI-104) / Vršani - Bijeljina 1

	Mjesec - Month											
	Januar- January	Februar- February	Mart- March	April- April	Maj- May	Jun- June	Juli- July	August- August	Septembar- September	Oktober- October	Novembar- November	Decembar- December
1	3902	4495	5568	7198	6220	5839	6493	8275	6921	7757	6865	5437
2	5569	4888	5647	7432	6335	6586	6885	7852	7563	6331	6131	5653
3	4936	4810	5589	6072	7276	6817	6083	8008	8009	6294	6223	4811
4	5939	5132	5805	8008	7356	6325	6025	7714	6792	6586	6983	3777
5	6639	5709	5648	7019	5502	6185	6180	8699	6352	6262	7020	5610
6	4203	5545	4700	7123	6787	6119	6620	9159	6846	6320	5907	5508
7	3445	3843	5353	6621	8055	6168	6156	7544	6439	7261	6444	5364
8	5948	4470	5687	7186	7780	5825	6871	9145	6111	7191	6140	5506
9	6478	5039	3665	7221	6986	5973	7088	8110	6388	6400	5899	5816
10	5815	4606	4181	5969	6138	6541	6406	7607	6821	6227	6389	5511
11	5324	4575	5494	5856	6659	6462	7236	7491	6665	6567	6676	4736
12	5474	5457	5190	6201	7733	5438	6950	8004	6295	5945	6588	5263
13	5700	3112	4512	5706	7406	6866	6676	8356	6785	6886	6059	5554
14	4655	4042	5344	5974	6797	6285	6710	7597	6536	7045	5919	5423
15	5888	4556	5944	6696	6402	6172	7578	6834	6764	7172	5981	5437
16	5595	4817	5624	6398	5682	6341	8023	7487	7485	6183	6237	5685
17	4539	4924	5799	5658	5882	6364	7153	7037	7803	6053	6176	5453
18	4680	4916	6507	5808	6006	6197	6954	7993	6849	6572	6756	6215
19	5967	5659	6086	6092	6163	5588	6891	7588	6410	6421	6585	5577
20	6616	5412	5623	6016	7047	5853	7212	7487	7900	6486	6713	5805
21	5766	4564	5669	6130	7467	5133	6866	7193	6516	7271	6063	5670
22	5583	5307	5949	6579	6728	3549	7669	6583	6753	7078	6231	6065
23	4861	5398	5902	6491	7307	5915	7967	7121	7224	5934	5987	7191
24	4022	3821	6072	5421	6662	6951	7200	6693	6892	6058	5881	6336
25	4632	4367	6758	5997	6122	5970	7165	6992	6074	6483	6428	4966
26	5013	6061	5919	6538	6267	5198	7101	7615	6714	6565	6000	5534
27	3804	5723	5321	6545	7139	6172	7283	7560	6530	6254	4944	6179
28	4093	5103	5445	6860	7006	6414	7383	7301	6583	6981	5565	6172
29	4788	5515	6636	8009	6791	6000	9195	6850	6692	7354	6024	6700
30	4832		6597	5567	5602	6192	9149	6771	7167	6886	5435	5678
31	3523		7749		5767		8519	6553		6825		5697
Ukupno- Total	158181	141778	175936	194422	207073	181463	221733	235314	204948	205684	186287	174313
Prosjek- Average	5103	4889	5675	6481	6680	6049	7153	7591	6832	6635	6210	5623
Godišnji prosjek (PGDS) - Annual average (AADT)												6249

BROJANJE VOZILA NA MREŽI PUTEVA U REPUBLICI SRPSKOJ – 2016. GODINA
VEHICLE COUNTING ON THE ROAD NETWORK OF THE REPUBLIC OF SRPSKA – YEAR 2016

STRUKTURA SAOBRAĆAJNOG TOKA
TRAFFIC FLOW COMPOSITION

Automatski brojač broj - Automatic counter number
 Lokalizet - Location / Stacionaža - Mileage [km+m]
 Broj puta - Road number / Dionica - Section

000027
 Čadavica / 7+795,00
 M 14.1 (MI-104) / Vršani - Bijeljina 1

Mjesec - Month	Smjer - Direction	Dužina vozila - Vehicle length								Ukupno - Total
		< 5,5 m	(%)	5,5 - 12 m	(%)	12 - 16,5 m	(%)	< 16,5 m	(%)	
Januar - January	I	70157	89.6	5631	7.2	2432	3.1	54	0.1	78273
	II	70952	88.8	5676	7.1	3235	4.0	45	0.1	79908
	ukupno - total	141108	89.2	11308	7.1	5666	3.6	99	0.1	158181
Februar - February	I	62681	87.7	6129	8.6	2620	3.7	79	0.1	71509
	II	60365	85.9	6218	8.8	3627	5.2	59	0.1	70270
	ukupno - total	123046	86.8	12347	8.7	6247	4.4	138	0.1	141778
Mart - March	I	76450	86.2	8250	9.3	3922	4.4	56	0.1	88678
	II	73781	84.6	8325	9.5	5112	5.9	40	0.0	87259
	ukupno - total	150231	85.4	16575	9.4	9034	5.1	96	0.1	175936
April - April	I	85234	87.5	8082	8.3	3983	4.1	58	0.1	97356
	II	83403	85.9	8185	8.4	5440	5.6	38	0.0	97066
	ukupno - total	168637	86.7	16267	8.4	9423	4.8	96	0.0	194422
Maj - May	I	91890	88.5	8279	8.0	3641	3.5	51	0.0	103862
	II	90081	87.3	8526	8.3	4556	4.4	48	0.0	103211
	ukupno - total	181971	87.9	16806	8.1	8197	4.0	99	0.0	207073
Juni - June	I	79277	86.8	7970	8.7	4009	4.4	50	0.1	91306
	II	76852	85.2	8165	9.1	5116	5.7	24	0.0	90158
	ukupno - total	156129	86.0	16135	8.9	9125	5.0	74	0.0	181463
Juli - July	I	100490	88.6	8777	7.7	4105	3.6	36	0.0	113408
	II	94091	86.9	8969	8.3	5227	4.8	39	0.0	108325
	ukupno - total	194581	87.8	17746	8.0	9332	4.2	75	0.0	221733
Avgust - August	I	103292	87.9	9567	8.1	4661	4.0	52	0.0	117572
	II	102087	86.7	9737	8.3	5887	5.0	31	0.0	117742
	ukupno - total	205379	87.3	19304	8.2	10547	4.5	83	0.0	235314
Septembar - September	I	88450	85.8	10209	9.9	4321	4.2	53	0.1	103034
	II	86142	84.5	10219	10.0	5509	5.4	44	0.0	101914
	ukupno - total	174592	85.2	20428	10.0	9830	4.8	97	0.0	204948
Oktobar - October	I	88910	85.5	10876	10.5	4108	4.0	70	0.1	103964
	II	85476	84.0	10885	10.7	5309	5.2	50	0.0	101720
	ukupno - total	174386	84.8	21761	10.6	9417	4.6	120	0.1	205684
Novembar - November	I	79758	85.4	9585	10.3	3939	4.2	81	0.1	93363
	II	78178	84.1	9586	10.3	5110	5.5	50	0.1	92925
	ukupno - total	157936	84.8	19171	10.3	9049	4.9	131	0.1	186287
Decembar - December	I	76631	86.2	8341	9.4	3873	4.4	88	0.1	88933
	II	71827	84.1	8418	9.9	5040	5.9	94	0.1	85380
	ukupno - total	148458	85.2	16760	9.6	8913	5.1	182	0.1	174313
Ukupno (godišnje) - Total (annual)	I	1003219	87.1	101696	8.8	45613	4.0	729	0.1	1151257
	II	973235	85.7	102911	9.1	59169	5.2	563	0.0	1135877
	ukupno - total	1976455	86.4	204606	8.9	104781	4.6	1292	0.1	2287134
Prosjek (PGDS) - Average (AADT)	I	2741	87.1	278	8.8	125	4.0	2	0.1	3146
	II	2659	85.7	281	9.1	162	5.2	2	0.0	3103
	ukupno - total	5400	86.4	559	8.9	286	4.6	4	0.1	6249

BROJANJE VOZILA NA MREŽI PUTEVA U REPUBLICI SRPSKOJ – 2016. GODINA
VEHICLE COUNTING ON THE ROAD NETWORK OF THE REPUBLIC OF SRPSKA – YEAR 2016

SAOBRAĆAJNI POKAZATELJI

000027

Automatski brojač broj
 Lokalizet / Stacionaža [km+m]
 Broj puta / Dionica

Čadavica / 7+795,00
 M 14.1 (MI-104) / Vršani - Bijeljina 1

Mjesec	Snjier	minimalni čas			maksimalni čas			minimalni dan		maksimalni dan		dnevni prosjek (05-21 h)	noćni prosjek (21-05 h)	prosijek radnim danom	prosijek vikendom	ljetni prosjek
		datum/dan	čas	voz/h	datum/dan	čas	voz/h	datum/dan	voz/dan							
Januar	I	ponedjeljak/4.	2	3	328	nedjelja/10.	15	328	nedjelja/31.	1721	srijeda/20.	3375	2273	253	2678	2315
	II	četvrtak/7.	3	4	294	utorak/5.	12	294	četvrtak/7.	1720	utorak/5.	3367	2288	290	2683	2433
	I+II	srijeda/13.	2	16	593	srijeda/20.	16	593	četvrtak/7.	3445	utorak/5.	6639	4561	543	5362	4748
Februar	I	srijeda/17.	3	5	285	subota/6.	15	285	subota/13.	1629	petak/26.	3075	2256	212	2517	2339
	II	nedjelja/14.	4	5	266	subota/6.	10	266	subota/13.	1483	petak/26.	2986	2184	240	2460	2329
	I+II	četvrtak/25.	3	13	488	subota/6.	12	488	subota/13.	3112	petak/26.	6061	4440	452	4977	4668
Mart	I	srijeda/9.	4	3	313	četvrtak/31.	15	313	srijeda/9.	1835	četvrtak/31.	3969	2601	260	2918	2699
	II	srijeda/9.	2	6	292	četvrtak/31.	16	292	srijeda/9.	1830	četvrtak/31.	3780	2545	271	2864	2676
	I+II	četvrtak/10.	2	14	579	četvrtak/31.	15	579	srijeda/9.	3665	četvrtak/31.	7749	5146	531	5782	5375
April	I	srijeda/6.	3	10	405	ponedjeljak/4.	16	405	nedjelja/24.	2778	petak/29.	3982	2903	342	3253	3228
	II	utorak/5.	2	8	321	ponedjeljak/4.	11	321	nedjelja/24.	2643	ponedjeljak/4.	4049	2894	341	3255	3196
	I+II	srijeda/16.	3	20	685	ponedjeljak/4.	16	685	nedjelja/24.	5421	petak/29.	8009	5797	683	6508	6424
Maj	I	petak/6.	3	7	362	nedjelja/8.	15	362	ponedjeljak/30.	2813	četvrtak/12.	4088	2966	384	3294	3452
	II	petak/6.	3	4	300	nedjelja/8.	10	300	četvrtak/5.	2522	subota/7.	4069	2962	368	3231	3509
	I+II	petak/6.	3	11	600	nedjelja/8.	15	600	četvrtak/5.	5502	subota/7.	8055	5928	752	6525	6961
Juni	I	srijeda/22.	3	2	271	petak/17.	16	271	srijeda/22.	1760	ponedjeljak/13.	3497	2708	336	3076	2956
	II	srijeda/22.	3	0	256	četvrtak/2.	16	256	srijeda/22.	1789	petak/24.	3459	2647	357	3019	2964
	I+II	srijeda/22.	3	2	514	petak/24.	14	514	srijeda/22.	3549	petak/24.	6951	5355	693	6094	5920
Juli	I	ponedjeljak/4.	3	13	360	petak/29.	16	360	ponedjeljak/4.	2975	subota/30.	4745	3167	490	3579	3822
	II	četvrtak/7.	2	10	388	petak/29.	12	388	četvrtak/7.	3017	petak/29.	4455	3010	483	3431	3625
	I+II	četvrtak/7.	2	28	667	petak/29.	12	667	ponedjeljak/4.	6025	petak/29.	9195	6178	974	7010	7447
Avgust	I	srijeda/31.	3	13	357	subota/6.	16	357	srijeda/31.	3290	ponedjeljak/8.	4654	3341	450	3768	3858
	II	nedjelja/7.	6	13	342	petak/5.	16	342	srijeda/31.	3263	subota/6.	4616	3292	505	3755	3917
	I+II	nedjelja/7.	6	27	667	subota/6.	16	667	srijeda/31.	6553	subota/6.	9159	6632	956	7523	7775
Septembar	I	srijeda/7.	4	11	313	četvrtak/22.	15	313	nedjelja/25.	3069	utorak/20.	4005	3077	356	3408	3505
	II	nedjelja/25.	4	7	304	subota/3.	14	304	četvrtak/8.	2988	subota/3.	4023	3040	356	3364	3483
	I+II	četvrtak/22.	3	24	572	utorak/20.	12	572	nedjelja/25.	6074	subota/3.	8009	6117	713	6772	6988
Oktobar	I	četvrtak/13.	4	5	344	subota/1.	12	344	ponedjeljak/17.	2989	subota/1.	3921	3021	333	3287	3493
	II	srijeda/5.	2	6	307	subota/15.	15	307	nedjelja/23.	2943	subota/1.	3836	2963	317	3254	3336
	I+II	četvrtak/20.	2	21	588	subota/1.	12	588	nedjelja/23.	5934	subota/1.	7757	5984	650	6541	6829
Novembar	I	četvrtak/3.	3	5	326	nedjelja/20.	15	326	nedjelja/27.	2492	petak/11.	3480	2843	337	3114	3108
	II	srijeda/16.	2	6	297	subota/5.	15	297	nedjelja/27.	2452	subota/5.	3807	2795	349	3094	3101
	I+II	srijeda/16.	2	17	616	nedjelja/20.	16	616	nedjelja/27.	4944	subota/5.	7020	5638	685	6208	6209
Decembar	I	nedjelja/4.	4	5	316	petak/23.	14	316	nedjelja/4.	1907	petak/23.	3942	2611	258	2933	2712
	II	ponedjeljak/19.	2	4	284	četvrtak/29.	15	284	nedjelja/4.	1870	četvrtak/29.	3297	2505	250	2832	2566
	I+II	nedjelja/4.	4	13	590	petak/23.	15	590	nedjelja/4.	3777	petak/23.	7191	5115	508	5765	5278
Godina	I	srijeda/22.6.	3	2	405	ponedjeljak/4.4.	16	405	subota/30.7.	1629	subota/30.7.	4745	2814	334	3152	3481
	II	srijeda/22.6.	3	0	388	petak/29.7.	12	388	subota/13.2.	1483	subota/6.8.	4616	2760	344	3104	3095
	I+II	srijeda/22.6.	3	2	685	ponedjeljak/4.4.	16	685	subota/13.2.	3112	petak/29.7.	9195	5574	678	6256	6218

BROJANJE VOZILA NA MREŽI PUTEVA U REPUBLICI SRPSKOJ – 2016. GODINA
VEHICLE COUNTING ON THE ROAD NETWORK OF THE REPUBLIC OF SRPSKA – YEAR 2016

TRAFFIC PARAMETERS

Automatic counter number
 Location / Mileage [km+m]
 Road number / Section

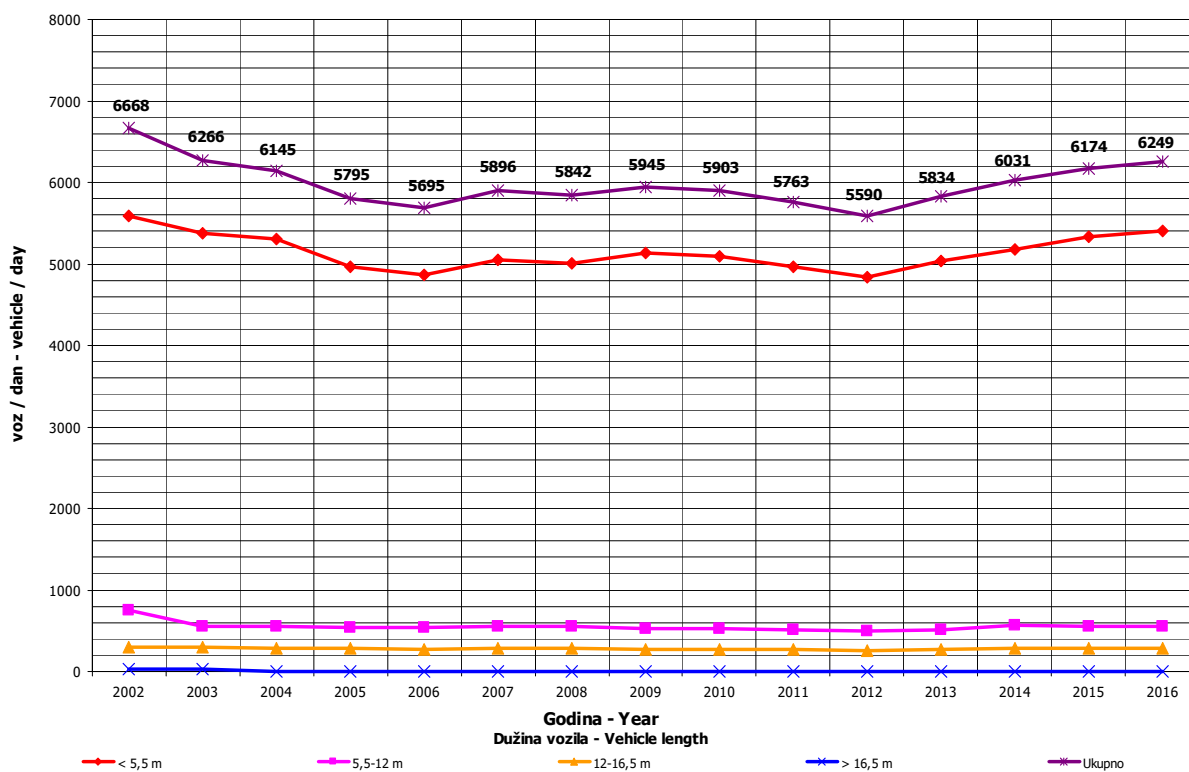
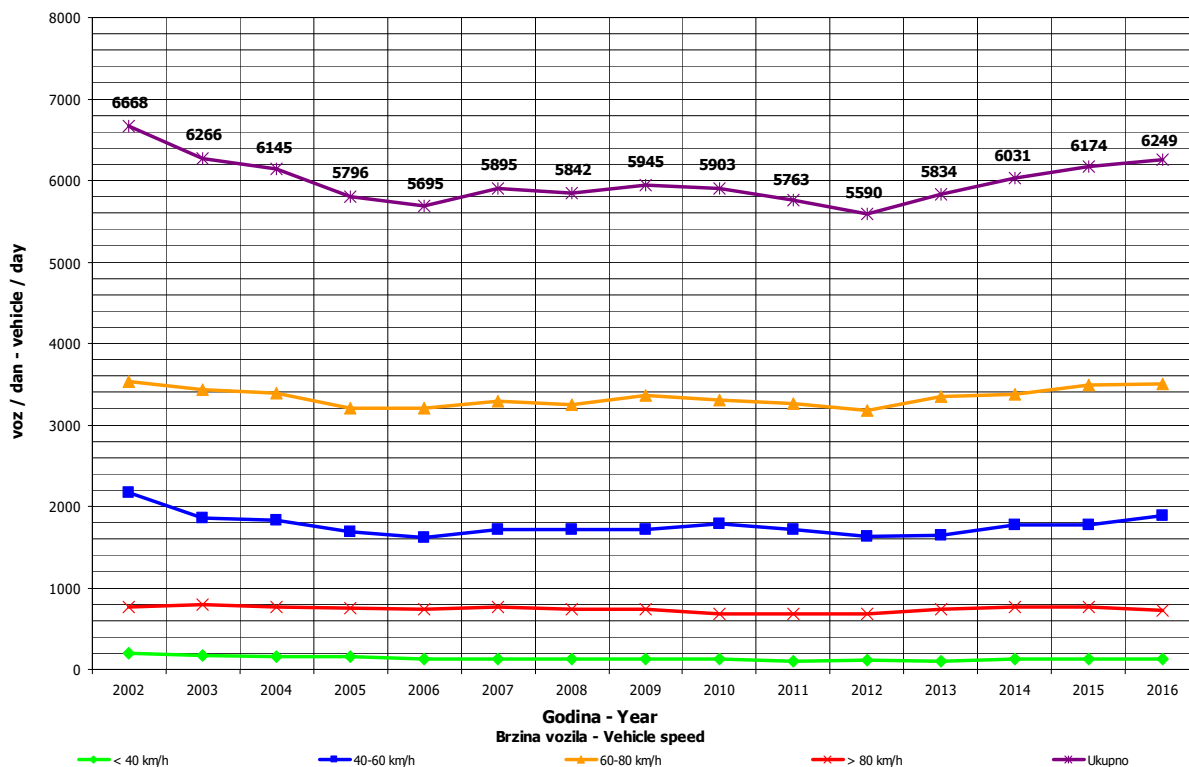
000027
 Čadavica / 7+795,00
 M 14.1 (MI-104) / Vršani - Bijeljina 1

Month	Direction	minimum hour		maximum hour		veh/h	minimum day		maximum day		day time average (5-21 h)	night average (21-05 h)	working day average	weekend average	summer average
		date/day	hour	date/day	hour		date/day	veh/day	date/day	veh/day					
January	I	4/Monday	2	10/Sunday	15	328	31/Sunday	1721	20/Wednesday/20	3375	2273	253	2678	2315	
	II	7/Thursday	3	5/Tuesday	12	294	7/Thursday	1720	5/Tuesday/5	3367	2288	290	2683	2433	
	I+II	13/Wednesday	2	20/Wednesday	16	593	7/Thursday	3445	5/Tuesday/5	6639	4561	543	5362	4748	
February	I	17/Wednesday	3	6/Saturday	15	285	13/Saturday	1629	26/Friday/26	3075	2256	212	2517	2339	
	II	14/Sunday	4	6/Saturday	10	266	13/Saturday	1483	26/Friday/26	2986	2184	240	2460	2329	
	I+II	25/Thursday	3	6/Saturday	12	488	13/Saturday	3112	26/Friday/26	6061	4440	452	4977	4668	
March	I	9/Wednesday	4	31/Thursday	15	313	9/Wednesday	1835	31/Thursday/31	3969	2601	260	2918	2699	
	II	9/Wednesday	2	31/Thursday	16	292	9/Wednesday	1830	31/Thursday/31	3780	2545	271	2864	2676	
	I+II	10/Thursday	2	31/Thursday	15	579	9/Wednesday	3665	31/Thursday/31	7749	5146	531	5782	5375	
April	I	6/Wednesday	3	4/Monday	16	405	24/Sunday	2778	29/Friday/29	3982	2903	342	3253	3228	
	II	5/Tuesday	2	4/Monday	11	321	24/Sunday	2643	4/Monday/4	4049	2894	341	3255	3196	
	I+II	6/Wednesday	3	4/Monday	16	685	24/Sunday	5421	29/Friday/29	8009	5797	683	6508	6424	
May	I	6/Friday	3	8/Sunday	15	362	30/Monday	2813	12/Thursday/12	4088	2966	384	3294	3452	
	II	6/Friday	4	8/Sunday	10	300	5/Thursday	2522	7/Saturday/7	4069	2962	368	3231	3509	
	I+II	6/Friday	3	8/Sunday	15	600	5/Thursday	5502	7/Saturday/7	8055	5928	752	6525	6961	
June	I	22/Wednesday	3	17/Friday	16	271	22/Wednesday	1760	13/Monday/13	3497	2708	336	3076	2956	3044
	II	22/Wednesday	3	2/Thursday	16	256	22/Wednesday	1789	24/Friday/24	3459	2647	357	3019	2964	3004
	I+II	22/Wednesday	3	2/Thursday	14	514	22/Wednesday	3549	24/Friday/24	6951	5355	693	6094	5920	6048
July	I	4/Monday	3	29/Friday	16	360	4/Monday	2975	30/Saturday/30	4745	3167	490	3579	3822	3657
	II	7/Thursday	2	29/Friday	12	388	7/Thursday	3017	29/Friday/29	4455	3010	483	3431	3625	3494
	I+II	7/Thursday	2	29/Friday	12	667	4/Monday	6025	29/Friday/29	9195	6178	974	7010	7447	7151
August	I	31/Wednesday	3	6/Saturday	16	357	31/Wednesday	3290	8/Monday/8	4654	3341	450	3768	3858	3791
	II	7/Sunday	6	5/Friday	16	342	31/Wednesday	3263	6/Saturday/6	4616	3292	505	3755	3917	3797
	I+II	7/Sunday	6	6/Saturday	16	667	31/Wednesday	6553	6/Saturday/6	9159	6632	956	7523	7775	7588
September	I	7/Wednesday	4	22/Thursday	15	313	25/Sunday	3069	20/Tuesday/20	4005	3077	356	3408	3505	3434
	II	25/Sunday	4	3/Saturday	14	304	8/Thursday	2988	3/Saturday/3	4023	3040	356	3364	3483	3396
	I+II	22/Thursday	3	20/Tuesday	12	572	25/Sunday	6074	3/Saturday/3	8009	6117	713	6772	6988	6829
October	I	13/Thursday	4	1/Saturday	12	344	17/Monday	2989	1/Saturday/1	3921	3021	333	3287	3493	
	II	5/Wednesday	2	15/Saturday	15	307	23/Sunday	2943	1/Saturday/1	3836	2963	317	3254	3336	
	I+II	20/Thursday	2	1/Saturday	12	588	23/Sunday	5934	1/Saturday/1	7757	5984	650	6541	6829	
November	I	3/Thursday	3	20/Sunday	15	326	27/Sunday	2492	11/Friday/11	3480	2843	337	3114	3108	
	II	16/Wednesday	2	5/Saturday	15	297	27/Sunday	2452	5/Saturday/5	3807	2795	349	3094	3101	
	I+II	16/Wednesday	2	20/Sunday	16	616	27/Sunday	4944	5/Saturday/5	7020	5638	685	6208	6209	
December	I	4/Sunday	4	23/Friday	14	316	4/Sunday	1907	23/Friday/23	3942	2611	258	2933	2712	
	II	19/Monday	2	29/Thursday	15	284	4/Sunday	1870	29/Thursday/29	3297	2505	250	2832	2566	
	I+II	4/Sunday	4	23/Friday	15	590	4/Sunday	3777	23/Friday/23	7191	5115	508	5765	5278	
Year	I	June 22/Wednesday	3	April 4/Monday	16	405	February 13/Saturday	1629	July 30/Saturday	4745	2814	334	3152	3124	3481
	II	June 22/Wednesday	3	July 29/Friday	12	388	February 13/Saturday	1483	August 6/Saturday	4616	2760	344	3104	3095	3423
	I+II	June 22/Wednesday	3	April 4/Monday	16	685	February 13/Saturday	3112	July 29/Friday	9195	5574	678	6256	6218	6904

GODIŠNJA NERAVNOMJERNOST SAOBRAĆAJNOG TOKA TRAFFIC FLOW ANNUAL VARIATION

Automatski brojač broj - Automatic counter number
 Lokalizet - Location / Stacionaža - Mileage [km+m]
 Broj puta - Road number / Dionica - Section

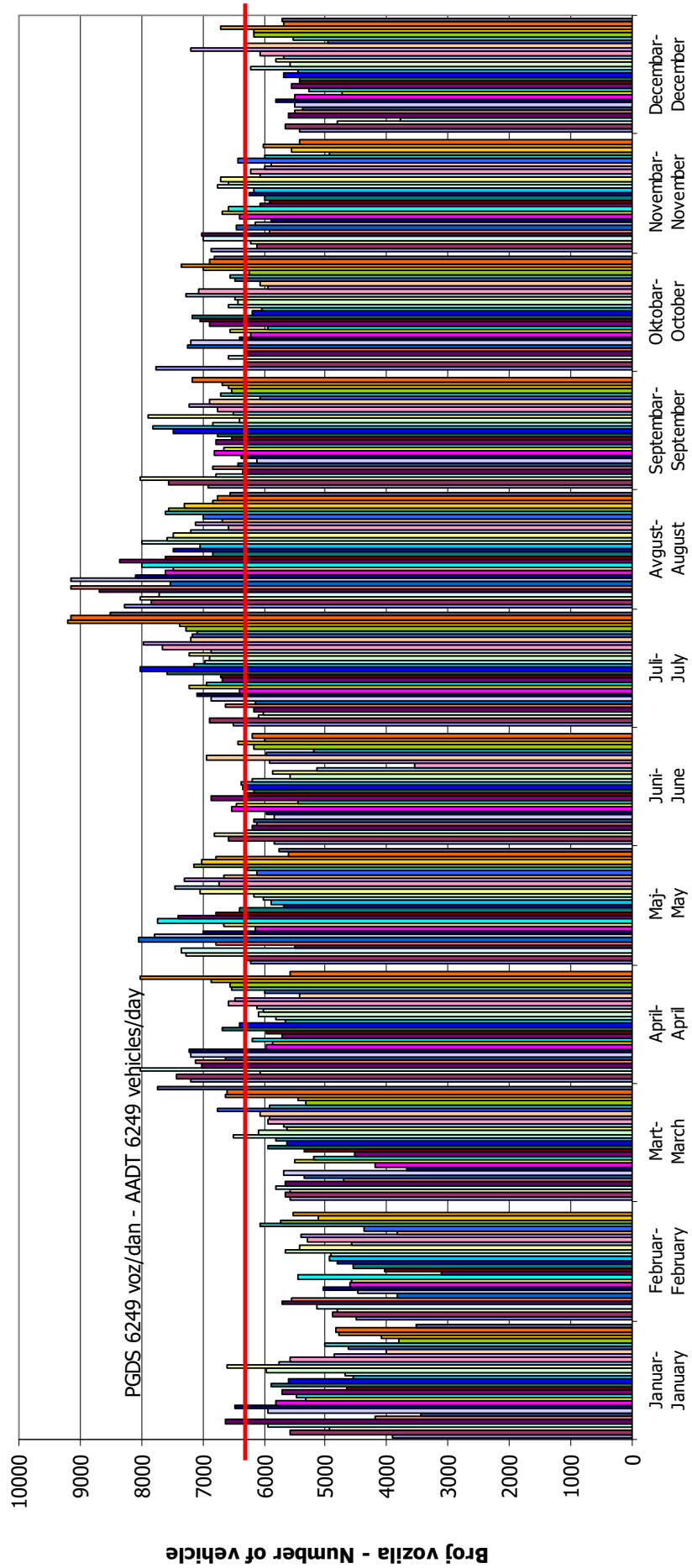
000027
 Čadavica / 7+795,00
 M 14.1 (MI-104) / Vršani - Bijeljina 1



**DNEVNA NERAVNOMJERNOST SAOBRAĆAJNOG TOKA
 TRAFFIC FLOW DAILY VARIATION**

Automatski brojač broj - Automatic counter number
 Lokalizet - Location / Stacionaža - Mileage [km+mm]
 Broj puta - Road number/ Dionica - Section

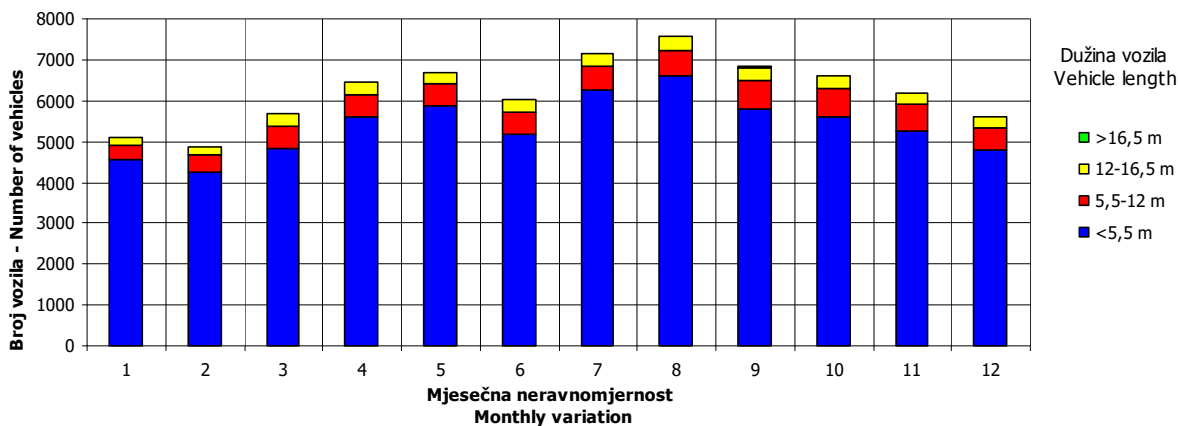
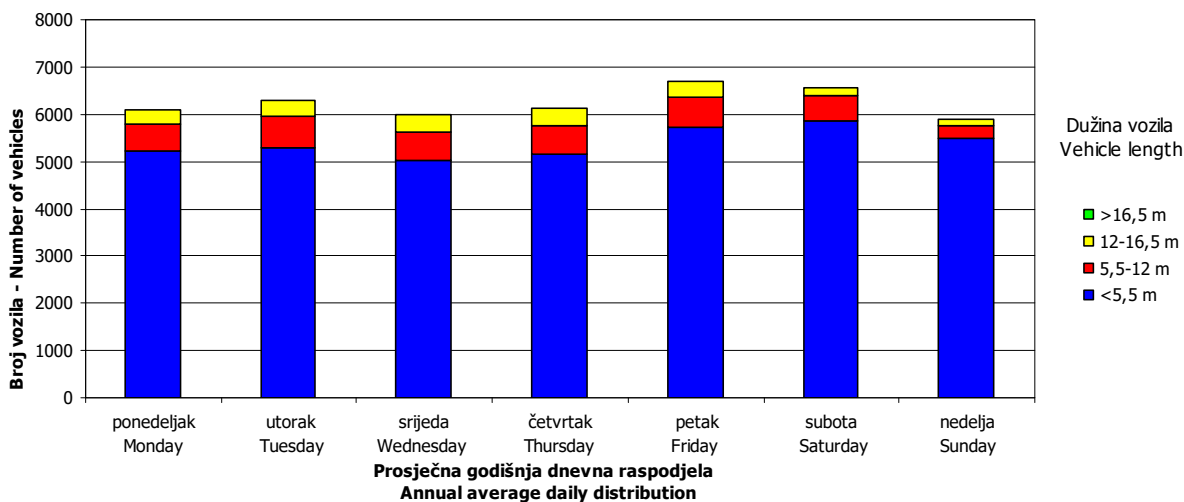
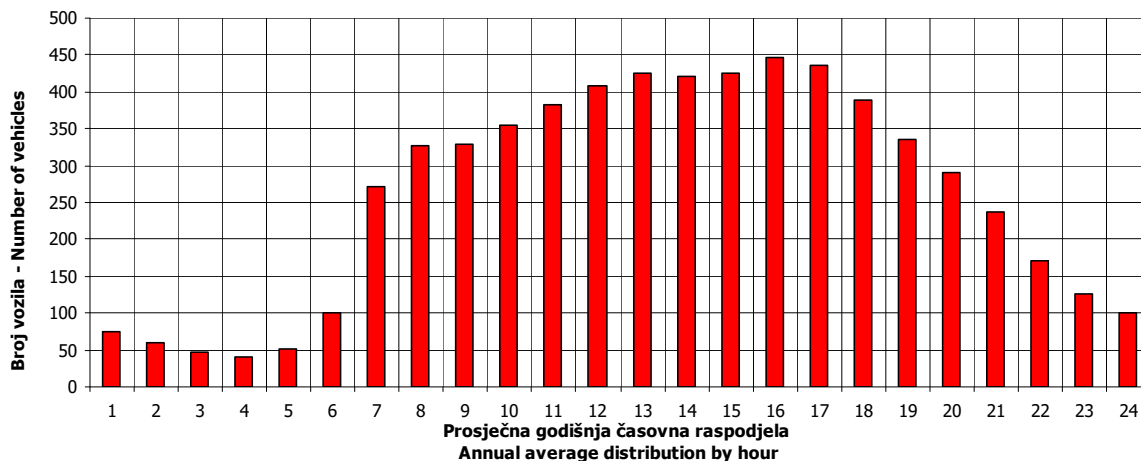
000027
 Čađavica / 7+795,00
 M 14.1 (MI-104) / Vršani - Bijeljina 1



VREMENSKA RASPODJELA SAOBRAĆAJNOG TOKA TRAFFIC FLOW TIME DISTRIBUTION

Automatski brojač broj - Automatic counter number
 Lokalizet - Location / Stacionaža - Mileage [km+m]
 Broj puta - Road number / Dionica - Section

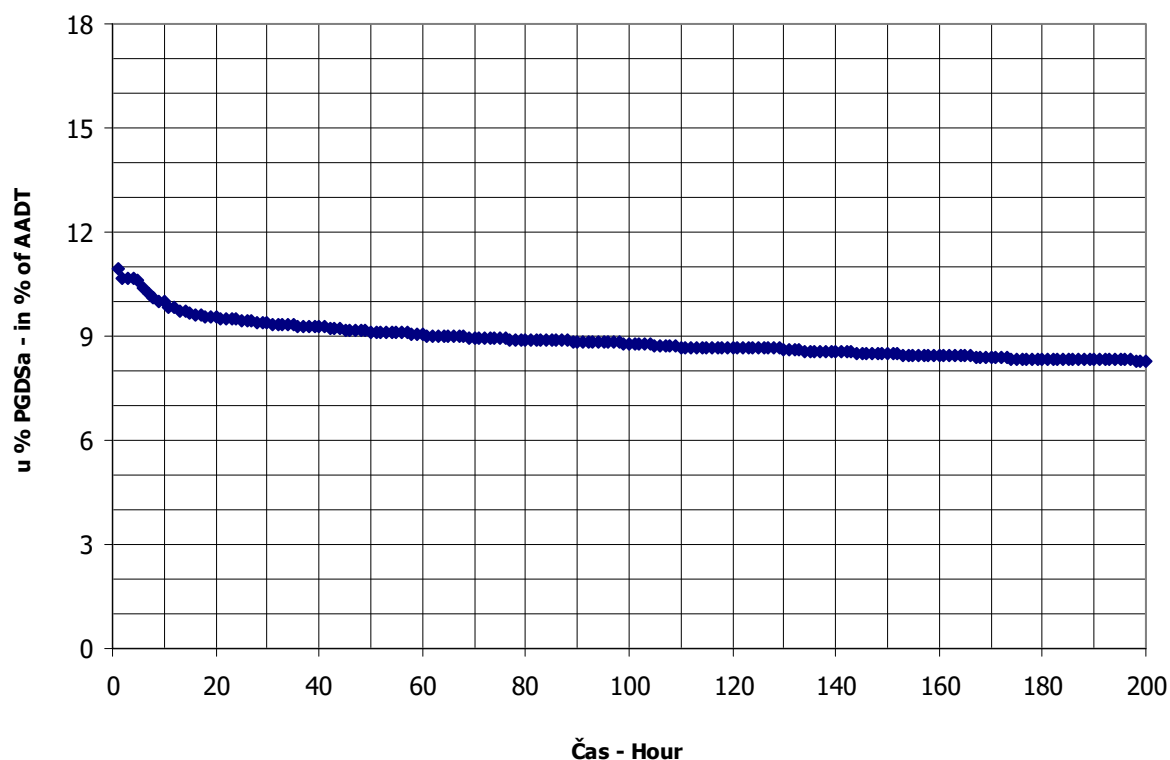
000027
 Čadavica / 7+795,00
 M 14.1 (MI-104) / Vršani - Bijeljina 1
PGDS 6249 voz/dan AADT 6249 veh/day



SATNA DISTRIBUCIJA SAOBRAĆAJNOG TOKA TRAFFIC FLOW HOURLY DISTRIBUTION

Automatski brojač broj - Automatic counter number 000027
 Lokalitet - Location / Stacionaža - Mileage [km+m] Čađavica / 7+795,00
 Broj puta - Road number / Dionica - Section M 14.1 (MI-104) / Vršani - Bijeljina)

PGDS - AADT	6249 voz/dan - veh/day							
Čas - Hour	Maksimalni vršni sat - Maximum peak hour	10	20	30	40	50	100	200
Sat u danu - Hour of day	16	15	10	12	12	10	16	14
Sat u godini - Hour in year	2273	5080	5123	6925	2269	5075	5009	5415
Dan - Day of week	ponedeljak - Monday	subota - Saturday	ponedeljak - Monday	subota - Saturday	ponedeljak - Monday	subota - Saturday	srijeda - Wednesday	subota - Saturday
Datum - Date	4	30	1	15	4	30	27	13
Mjesec - Month	april - April	juli - July	avgust - August	oktobar - October	april - April	juli - July	juli - July	avgust - August
Vrijednost - Value	685	624	596	585	578	571	549	518
% - percent	10.96	9.99	9.54	9.36	9.25	9.14	8.79	8.29



BROJANJE VOZILA NA MREŽI PUTEVA U REPUBLICI SRPSKOJ – 2016. GODINA
VEHICLE COUNTING ON THE ROAD NETWORK OF THE REPUBLIC OF SRPSKA – YEAR 2016

MJESEČNI BROJ VOZILA
MONTHLY NUMBER OF VEHICLES

Automatski brojač broj - Automatic counter number
 Lokalitet - Location / Stacionaža - Mileage [km+m]
 Broj puta - Road number / Dionica - Section

000028
 Trnjaci / 8+520,00
 M 18 (MI-115) / Rača - Gojsovac

	Mjesec - Month											
	Januar- January	Februar- February	Mart- March	April- April	Maj- May	Jun- June	Juli- July	August- August	Septembar- September	Oktober- October	Novembar- November	Decembar- December
1	3696	3986	4538	6110	6170	4883	5730	7389	5938	6653	4948	4483
2	4850	3979	4870	6754	6177	5626	6080	6393	6761	6574	5355	6007
3	4605	4227	4512	5797	5961	5825	5719	6322	6584	5607	5383	4809
4	5463	4299	4834	7243	6119	5431	5582	6161	6602	5312	6102	3896
5	5927	4854	4814	5678	6443	5317	5369	6991	5910	5543	6429	4013
6	4553	5061	4552	5854	6531	5113	5943	7516	5608	5512	6096	4708
7	3230	3701	4647	5541	6368	4978	5610	7294	5586	6481	5608	4656
8	5480	3869	4434	6127	6029	5104	6190	7074	5302	6556	5116	4521
9	5741	4122	3332	5979	5494	5086	6468	6553	6060	6167	5026	4965
10	5438	3859	3719	5786	5377	5899	6566	6279	6147	5279	5284	4914
11	4724	3809	4678	5259	5648	5900	8157	6352	5861	5263	5846	4440
12	5132	4733	4919	5234	6533	5325	6104	6749	5655	4979	6317	4409
13	4766	2841	4493	5019	6339	5289	5934	7181	5619	5330	5972	4276
14	4220	3646	4980	5383	4645	5382	5907	6868	5701	6006	5442	4303
15	4909	4399	4617	5799	3523	5122	6693	6113	5614	6260	5442	4427
16	4666	4194	4800	5933	4556	5246	6607	6095	6330	5845	5252	5074
17	4132	4176	4963	5278	4780	5537	6510	6029	6644	5255	5167	4935
18	4528	4167	5698	5166	4133	5687	5912	6814	6157	5367	6027	5723
19	4432	4838	5813	5094	3840	5307	5856	6442	5594	5488	6007	5080
20	6195	4722	5480	5125	5500	5148	5708	6950	6202	5179	6496	4749
21	5231	4243	5110	4996	5314	4814	5795	6818	5641	5994	5323	4857
22	4706	4388	5085	5797	4863	4925	6254	6227	5638	6244	5038	5072
23	4331	4450	4999	5695	6254	5120	6634	6492	6658	5663	5231	5642
24	3946	4490	5064	5093	5395	5724	6416	6160	6747	5253	4881	5590
25	4251	4529	5668	5228	5215	5696	6318	5957	5985	5183	5632	4637
26	4133	5262	5333	5236	5098	4910	5882	6733	6172	5413	5734	4681
27	3460	5178	5177	5255	5825	5639	6033	7523	5185	5106	5007	4699
28	3546	4832	4974	5588	5922	5292	6274	6720	5590	6238	4876	4657
29	4355	4724	4683	7222	5725	5160	7366	6169	5657	6647	4773	5018
30	4176		5336	6607	4998	5313	7010	6108	6328	6302	4441	5276
31	3308		6475		4792		6967	5741		5611		5233
Ukupno- Total	142075	125494	152563	170937	169600	159845	193643	204325	179483	178334	164277	149733
Prosjek- Average	4583	4327	4921	5698	5471	5328	6247	6591	5983	5753	5476	4830
Godišnji prosjek (PGDS) - Annual average (AADT)												5438

BROJANJE VOZILA NA MREŽI PUTEVA U REPUBLICI SRPSKOJ – 2016. GODINA
VEHICLE COUNTING ON THE ROAD NETWORK OF THE REPUBLIC OF SRPSKA – YEAR 2016

STRUKTURA SAOBRAĆAJNOG TOKA
TRAFFIC FLOW COMPOSITION

Automatski brojač broj - Automatic counter number
 Lokalizet - Location / Stacionaža - Mileage [km+m]
 Broj puta - Road number / Dionica - Section

000028
 Trnjaci / 8+520,00
 M 18 (MI-115) / Rača - Gojsovac

Mjesec - Month	Smjer - Direction	Dužina vozila - Vehicle length								Ukupno - Total
		< 5,5 m	(%)	5,5 - 12 m	(%)	12 - 16,5 m	(%)	< 16,5 m	(%)	
Januar - January	I	65699	92.4	3333	4.7	1949	2.7	91	0.1	71072
	II	66176	93.2	3273	4.6	1518	2.1	36	0.1	71003
	ukupno - total	131875	92.8	6606	4.6	3467	2.4	127	0.1	142075
Februar - February	I	56820	89.9	3724	5.9	2547	4.0	110	0.2	63202
	II	57042	91.6	3593	5.8	1631	2.6	26	0.0	62293
	ukupno - total	113862	90.7	7318	5.8	4178	3.3	136	0.1	125494
Mart - March	I	68314	88.3	4971	6.4	4009	5.2	105	0.1	77398
	II	67846	90.3	4822	6.4	2467	3.3	30	0.0	75165
	ukupno - total	136160	89.2	9793	6.4	6476	4.2	135	0.1	152563
April - April	I	77820	89.6	4606	5.3	4330	5.0	52	0.1	86808
	II	77197	91.8	4506	5.4	2408	2.9	17	0.0	84128
	ukupno - total	155017	90.7	9113	5.3	6738	3.9	69	0.0	170937
Maj - May	I	77240	90.4	4591	5.4	3616	4.2	39	0.0	85487
	II	77487	92.1	4382	5.2	2231	2.7	13	0.0	84113
	ukupno - total	154728	91.2	8974	5.3	5847	3.4	52	0.0	169600
Juni - June	I	72103	89.2	4800	5.9	3912	4.8	39	0.0	80853
	II	72011	91.2	4463	5.7	2505	3.2	12	0.0	78991
	ukupno - total	144114	90.2	9263	5.8	6417	4.0	51	0.0	159845
Juli - July	I	89121	90.7	5101	5.2	3954	4.0	36	0.0	98212
	II	88052	92.3	4858	5.1	2514	2.6	7	0.0	95431
	ukupno - total	177173	91.5	9959	5.1	6468	3.3	43	0.0	193643
Avgust - August	I	92440	90.4	5529	5.4	4206	4.1	39	0.0	102214
	II	93985	92.0	5436	5.3	2671	2.6	19	0.0	102112
	ukupno - total	186425	91.2	10965	5.4	6877	3.4	58	0.0	204325
Septembar - September	I	80778	89.0	5951	6.6	3996	4.4	49	0.1	90774
	II	80412	90.6	5787	6.5	2490	2.8	20	0.0	88709
	ukupno - total	161190	89.8	11738	6.5	6486	3.6	69	0.0	179483
Oktobar - October	I	79130	88.1	6487	7.2	4093	4.6	93	0.1	89803
	II	79534	89.8	6335	7.2	2636	3.0	25	0.0	88531
	ukupno - total	158664	89.0	12822	7.2	6729	3.8	118	0.1	178334
Novembar - November	I	72265	87.4	6158	7.4	4202	5.1	88	0.1	82714
	II	72655	89.1	5950	7.3	2930	3.6	28	0.0	81563
	ukupno - total	144920	88.2	12108	7.4	7132	4.3	116	0.1	164277
Decembar - December	I	67082	88.7	4667	6.2	3755	5.0	148	0.2	75652
	II	67269	90.8	4429	6.0	2354	3.2	28	0.0	74080
	ukupno - total	134352	89.7	9096	6.1	6109	4.1	176	0.1	149733
Ukupno (godišnje) - Total (annual)	I	898813	89.5	59918	6.0	44569	4.4	890	0.1	1004190
	II	899667	91.2	57835	5.9	28354	2.9	261	0.0	986118
	ukupno - total	1798481	90.4	117753	5.9	72923	3.7	1151	0.1	1990308
Prosjek (PGDS) - Average (AADT)	I	2456	89.5	164	6.0	122	4.4	2	0.1	2744
	II	2458	91.2	158	5.9	77	2.9	1	0.0	2694
	ukupno - total	4914	90.4	322	5.9	199	3.7	3	0.1	5438

BROJANJE VOZILA NA MREŽI PUTEVA U REPUBLICI SRPSKOJ – 2016. GODINA
VEHICLE COUNTING ON THE ROAD NETWORK OF THE REPUBLIC OF SRPSKA – YEAR 2016

SAOBRAĆAJNI POKAZATELJI

000028
 Trnjaci / 8+520,00
 M 18 (MI-115) / Rača - Gojsovac

Automatski brojač broj
 Lokalizet / Stacionaža [km+m]
 Broj puta / Dionica

Mjesec	Snjier	minimalni čas			maksimalni čas			minimalni dan		maksimalni dan		dnevni prosjek (05-21 h)	noćni prosjek (21-05 h)	prosijek radnim danom	prosijek vikendom	ljetni prosjek
		datum/dan	čas	voz/h	datum/dan	čas	voz/h	datum/dan	voz/dan							
Januar	I	ponedeljak/11.	3	4	1540	utorka/5.	13	267	četvrtak/7.	3077	2063	230	2390	2159		
	II	srijeda/27.	1	2	1672	nedelja/10.	15	314	srijeda/20.	3118	2054	237	2358	2200		
	I+II	petak/29.	3	12	3230	utorka/5.	15	545	četvrtak/7.	6195	4118	467	4748	4359		
Februar	I	petak/26.	2	1	1469	subota/6.	12	229	subota/13.	2725	1994	186	2205	2115		
	II	srijeda/3.	1	3	1372	petak/26.	15	230	subota/13.	2597	1956	194	2145	2164		
	I+II	srijeda/17.	3	8	2841	subota/6.	11	436	subota/13.	5262	3950	380	4350	4278		
Mart	I	četvrtak/3.	2	2	1679	četvrtak/31.	18	278	srijeda/9.	3523	2281	216	2490	2514		
	II	petak/11.	4	4	1653	nedelja/20.	14	275	srijeda/9.	2952	2201	226	2380	2559		
	I+II	petak/11.	4	8	3332	četvrtak/31.	18	470	srijeda/9.	6475	4481	441	4870	5073		
April	I	srijeda/13.	3	4	2493	subota/2.	12	347	nedelja/24.	3928	2601	291	2806	3064		
	II	srijeda/13.	1	4	2431	ponedeljak/4.	17	443	četvrtak/21.	4299	2516	287	2730	2950		
	I+II	četvrtak/14.	3	10	4996	ponedeljak/4.	16	647	četvrtak/21.	7243	5118	578	5537	6014		
Maj	I	četvrtak/19.	2	4	1727	nedelja/1.	11	265	nedelja/15.	3447	2445	312	2794	2688		
	II	četvrtak/19.	3	2	1796	nedelja/8.	17	290	nedelja/15.	3301	2403	310	2673	2787		
	I+II	petak/20.	2	6	3523	četvrtak/5.	17	527	nedelja/15.	6533	4848	622	5467	5475		
Juni	I	petak/3.	2	4	2330	nedelja/26.	20	222	nedelja/26.	3071	2374	320	2693	2693		
	II	srijeda/22.	2	2	2368	nedelja/12.	18	259	utorak/21.	2869	2317	316	2590	2754	2633	
	I+II	srijeda/22.	2	12	4814	nedelja/12.	18	442	utorak/21.	5900	4691	636	5283	5447	5327	
Juli	I	ponedeljak/4.	2	6	2705	ponedeljak/11.	19	296	utorak/5.	4043	2740	426	3131	3240	3166	
	II	utorak/5.	1	10	2664	ponedeljak/11.	18	299	utorak/5.	4114	2659	421	2994	3258	3079	
	I+II	petak/1.	2	24	5369	ponedeljak/11.	19	580	utorak/5.	8157	5398	847	6125	6498	6245	
Avgust	I	srijeda/3.	2	8	2884	subota/27.	12	308	srijeda/31.	4017	2871	424	3223	3499	3294	
	II	četvrtak/4.	3	8	2857	nedelja/21.	17	296	srijeda/31.	3884	2858	436	3183	3610	3293	
	I+II	srijeda/3.	2	19	5741	subota/27.	12	581	srijeda/31.	7523	5728	859	6406	7109	6588	
Septembar	I	četvrtak/1.	3	5	2566	subota/17.	12	298	utorak/27.	3503	2669	357	2982	3145	3025	
	II	srijeda/7.	2	3	2611	nedelja/25.	16	295	četvrtak/8.	3417	2615	342	2870	3196	2957	
	I+II	srijeda/14.	3	13	5185	nedelja/4.	19	532	utorak/27.	6761	5284	698	5852	6341	5983	
Oktobar	I	srijeda/5.	2	4	2531	nedelja/9.	17	312	srijeda/12.	3451	2626	270	2790	3118		
	II	utorak/25.	2	5	2448	nedelja/30.	16	332	srijeda/12.	3506	2565	291	2705	3173		
	I+II	utorak/25.	2	9	4979	nedelja/30.	16	608	srijeda/12.	6653	5191	561	5495	6291		
Novembar	I	srijeda/30.	2	3	2249	nedelja/20.	16	286	srijeda/30.	3283	2515	303	2688	2915		
	II	petak/25.	1	5	2192	nedelja/20.	16	339	srijeda/30.	3423	2464	303	2591	3016		
	I+II	srijeda/30.	2	9	4441	nedelja/20.	16	625	srijeda/30.	6496	4979	606	5280	5931		
Decembar	I	ponedeljak/12.	2	2	2032	nedelja/4.	17	257	nedelja/4.	3063	2223	216	2433	2458		
	II	nedelja/4.	3	4	1864	nedelja/18.	16	282	nedelja/4.	2982	2167	224	2366	2450		
	I+II	ponedeljak/5.	3	9	3896	nedelja/18.	12	504	nedelja/4.	6007	4390	441	4799	4909		
Godina	I	petak/26.2.	2	1	1469	subota/2.4.	12	347	nedelja/11.7.	4043	2450	296	2719	2801	3045	
	II	srijeda/27.1.	1	2	1372	subota/13.2.	17	443	subota/13.2.	4299	2398	299	2632	2843	2991	
	I+II	petak/20.5.	2	6	2841	ponedeljak/4.4.	16	647	subota/13.2.	8157	4848	595	5351	5644	6035	

BROJANJE VOZILA NA MREŽI PUTEVA U REPUBLICI SRPSKOJ – 2016. GODINA
VEHICLE COUNTING ON THE ROAD NETWORK OF THE REPUBLIC OF SRPSKA – YEAR 2016

TRAFFIC PARAMETERS

Automatic counter number
 Location / Mileage [km+m]
 Road number / Section

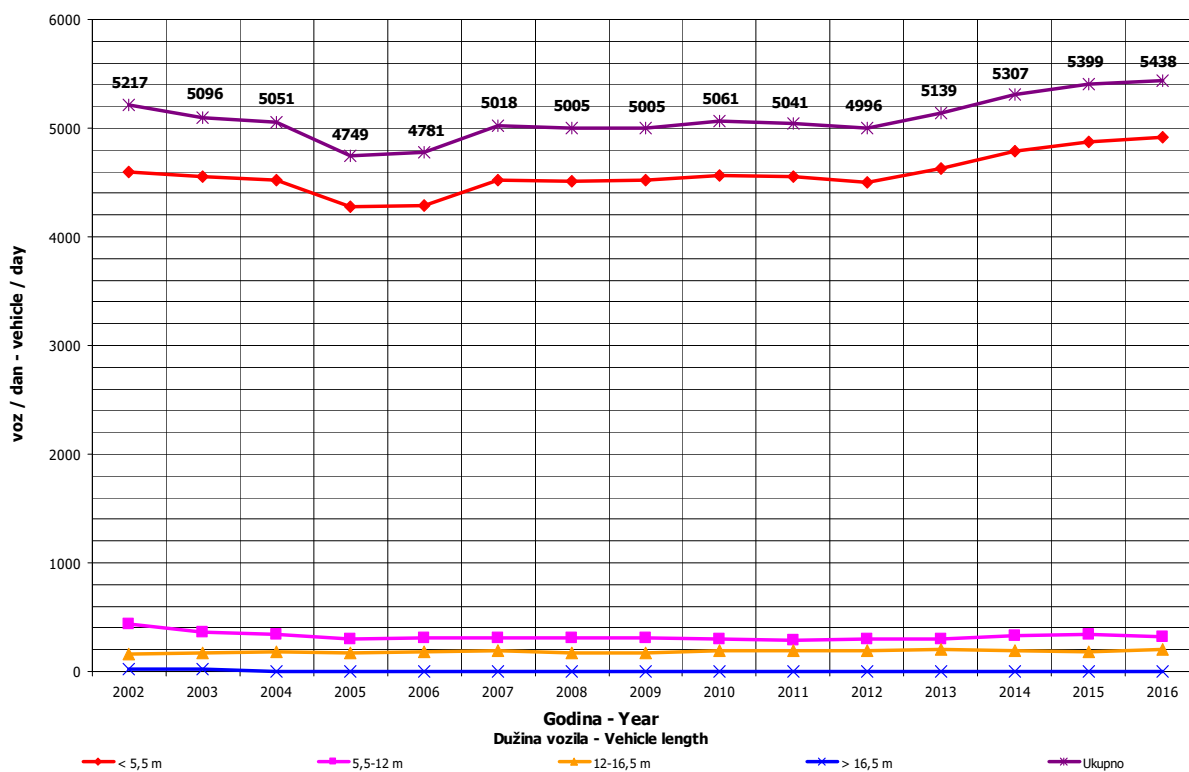
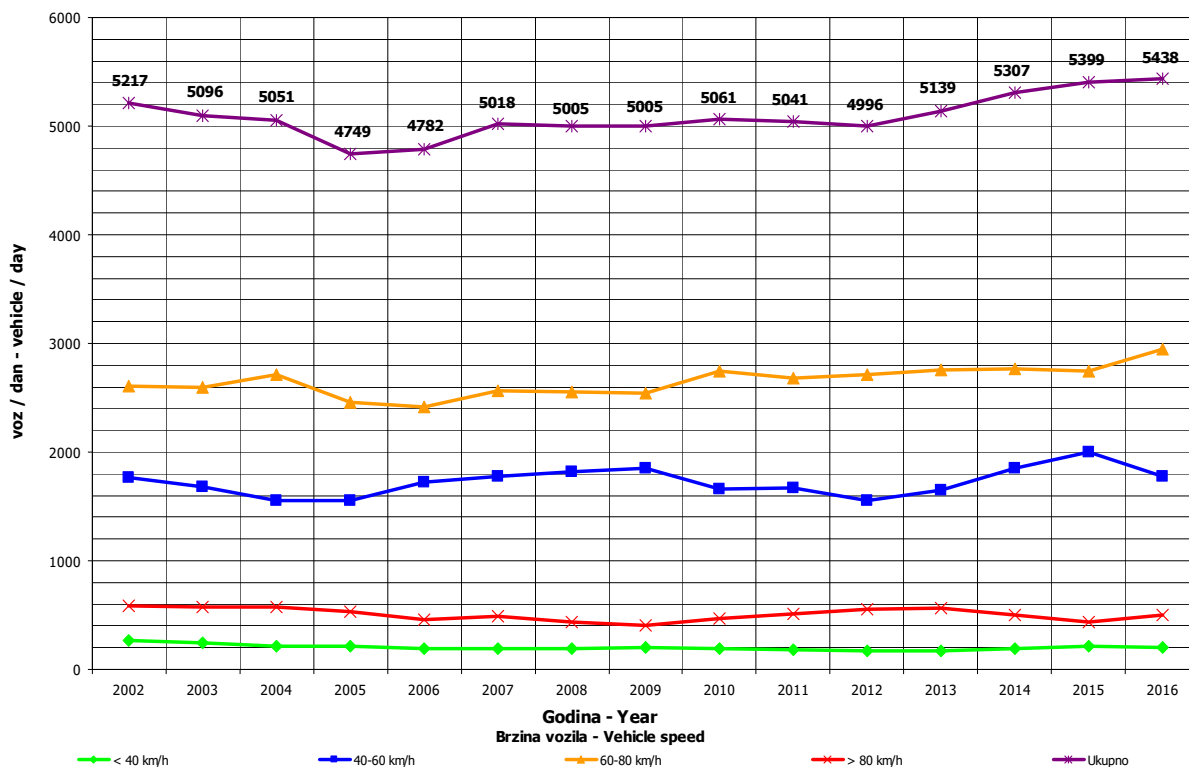
000028
 Trnjaci / 8+520,00
 M 18 (MI-115) / Rača - Gojsovac

Month	Direction	minimum hour		maximum hour		veh/h	minimum day		maximum day		veh/day	day time average (5-21 h)	night average (21-05 h)	working day average	weekend average	summer average
		date/day	hour	date/day	hour		date/day	veh/day	date/day	veh/day						
January	I	11/Monday	3	5/Tuesday	15	267	7/Thursday	1540	20/Wednesday	3077	2063	230	2390	2159		
	II	27/Wednesday	1	10/Sunday	13	314	27/Wednesday	1672	20/Wednesday	3118	2054	237	2358	2200		
	I+II	29/Friday	3	5/Tuesday	15	545	7/Thursday	3230	20/Wednesday	6195	4118	467	4748	4359		
February	I	26/Friday	2	6/Saturday	12	229	13/Saturday	1469	26/Friday	2725	1994	186	2205	2115		
	II	3/Wednesday	1	26/Friday	15	230	13/Saturday	1372	27/Saturday	2597	1956	194	2145	2164		
	I+II	17/Wednesday	3	6/Saturday	11	436	13/Saturday	2841	26/Friday	5262	3950	380	4350	4278		
March	I	3/Thursday	2	31/Thursday	18	278	9/Wednesday	1679	31/Thursday	3523	2281	216	2490	2514		
	II	11/Friday	4	20/Sunday	14	275	9/Wednesday	1653	31/Thursday	2952	2201	226	2380	2559		
	I+II	11/Friday	4	31/Thursday	18	470	9/Wednesday	3332	31/Thursday	6475	4481	441	4870	5073		
April	I	13/Wednesday	3	2/Saturday	12	347	24/Sunday	2493	29/Friday	3928	2601	291	2806	3064		
	II	13/Wednesday	1	4/Monday	17	443	21/Thursday	2431	4/Monday	4299	2516	287	2730	2950		
	I+II	14/Thursday	3	4/Monday	16	647	21/Thursday	4996	4/Monday	7243	5118	578	5537	6014		
May	I	19/Thursday	2	1/Sunday	11	265	15/Sunday	1727	5/Thursday	3447	2445	312	2794	2688		
	II	19/Thursday	3	8/Sunday	17	290	15/Sunday	1796	2/Monday	3301	2403	310	2673	2787		
	I+II	20/Friday	2	5/Thursday	17	527	15/Sunday	3523	12/Thursday	6533	4848	622	5467	5475		
June	I	3/Friday	2	12/Sunday	20	222	26/Sunday	2330	10/Friday	3071	2374	320	2693	2693		
	II	22/Wednesday	2	12/Sunday	18	259	21/Thursday	2368	11/Saturday	2869	2317	316	2590	2754		
	I+II	22/Wednesday	2	12/Sunday	18	442	21/Thursday	4814	11/Saturday	5900	4691	636	5283	5447		
July	I	4/Monday	2	11/Monday	19	296	5/Tuesday	2705	11/Monday	4043	2740	426	3131	3240		
	II	5/Tuesday	1	11/Monday	18	299	5/Tuesday	2664	11/Monday	4114	2659	421	2994	3258		
	I+II	1/Friday	2	11/Monday	19	580	5/Tuesday	5369	11/Monday	8157	5398	847	6125	6498		
August	I	3/Wednesday	2	27/Saturday	12	308	31/Wednesday	2884	6/Saturday	4017	2871	424	3223	3499		
	II	4/Thursday	3	21/Sunday	17	296	31/Wednesday	2857	7/Sunday	3884	2858	436	3183	3610		
	I+II	3/Wednesday	2	27/Saturday	12	581	31/Wednesday	5741	27/Saturday	7523	5728	859	6406	7109		
September	I	1/Thursday	3	17/Saturday	12	298	27/Tuesday	2966	24/Saturday	3503	2669	357	2982	3145		
	II	7/Wednesday	2	25/Sunday	16	295	8/Thursday	2611	4/Sunday	3417	2615	342	2870	3196		
	I+II	14/Wednesday	3	4/Sunday	19	532	27/Tuesday	5185	2/Friday	6761	5284	698	5852	6341		
October	I	5/Wednesday	2	9/Sunday	17	312	12/Wednesday	2531	29/Saturday	3451	2626	270	2790	3118		
	II	25/Tuesday	2	30/Sunday	16	332	12/Wednesday	2448	2/Sunday	3506	2565	291	2705	3173		
	I+II	25/Tuesday	2	30/Sunday	16	608	12/Wednesday	4979	1/Saturday	6653	5191	561	5495	6291		
November	I	30/Wednesday	2	20/Sunday	16	286	30/Wednesday	2249	5/Saturday	3283	2515	303	2688	2915		
	II	25/Friday	1	20/Sunday	16	339	30/Wednesday	2192	20/Sunday	3423	2464	303	2591	3016		
	I+II	30/Wednesday	2	20/Sunday	16	625	30/Wednesday	4441	20/Sunday	6496	4979	606	5280	5931		
December	I	12/Monday	2	18/Sunday	17	257	4/Sunday	2032	2/Friday	3063	2223	216	2433	2458		
	II	4/Sunday	3	18/Sunday	16	282	4/Sunday	1864	18/Sunday	2982	2167	224	2366	2450		
	I+II	5/Monday	3	18/Sunday	12	504	4/Sunday	3896	2/Friday	6007	4390	441	4799	4909		
Year	I	February 26/Friday	2	April 2/Saturday	12	347	February 13/Saturday	1469	July 11/Monday	4043	2450	296	2719	2801		
	II	January 27/Wednesday	1	April 4/Monday	17	443	February 13/Saturday	1372	April 4/Monday	4299	2398	299	2632	2843		
	I+II	May 20/Friday	2	April 4/Monday	16	647	February 13/Saturday	2841	July 11/Monday	8157	4848	595	5351	5644		

GODIŠNJA NERAVNOMJERNOST SAOBRAĆAJNOG TOKA TRAFFIC FLOW ANNUAL VARIATION

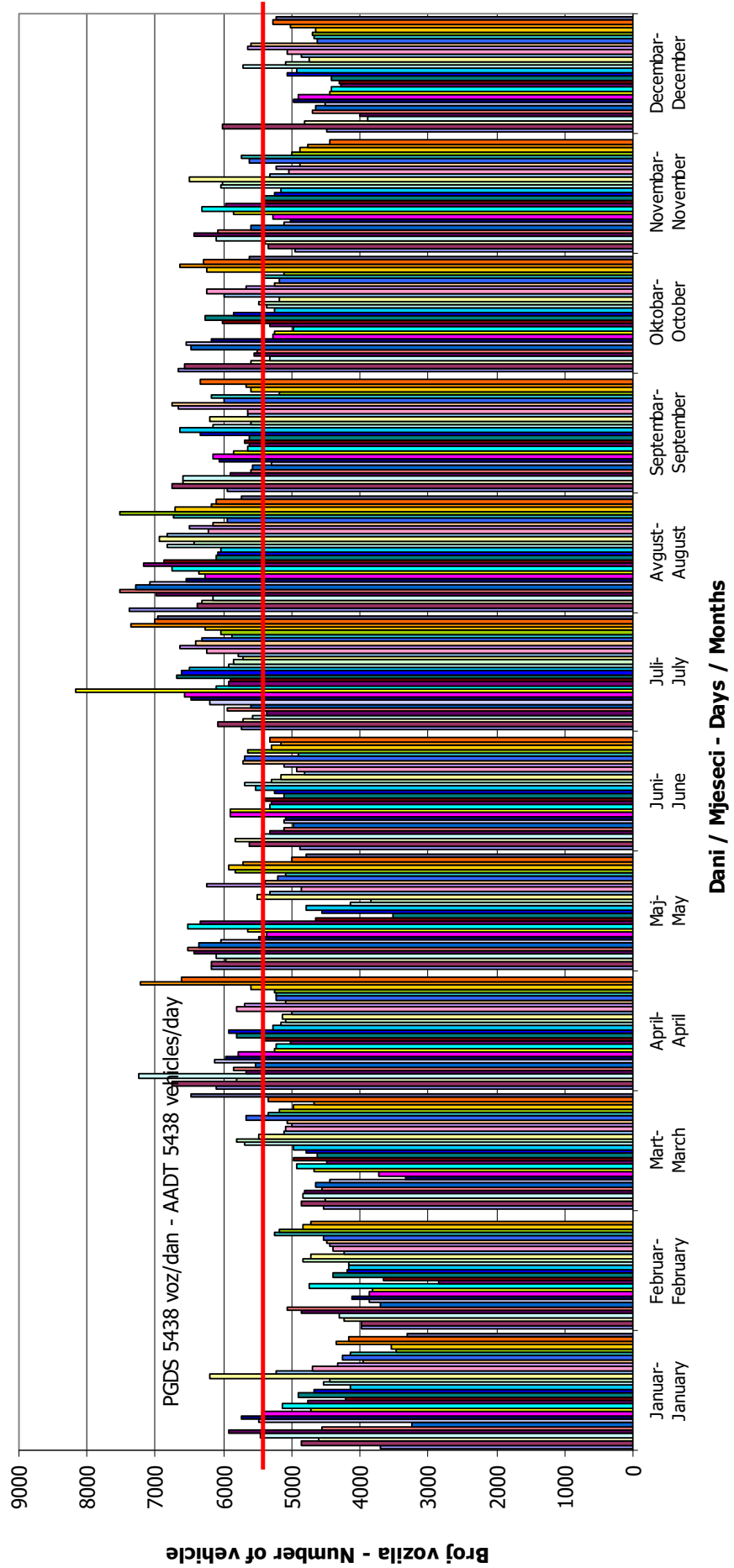
Automatski brojač broj - Automatic counter number
 Lokalizet - Location / Stacionaža - Mileage [km+m]
 Broj puta - Road number / Dionica - Section

000028
 Trnjaci / 8+520,00
 M 18 (MI-115) / Rača - Gojsovac



DNEVNA NERAVNOMJERNOST SAOBRAĆAJNOG TOKA
TRAFFIC FLOW DAILY VARIATION

Automatski brojač broj - Automatic counter number 000028
 Lokalizet - Location / Stacionaža - Mileage [km+tm] Trnjaci / 8+520,00
 Broj puta - Road number/ Dionica - Section M 18 (MI-115) / Rača - Gojsovac

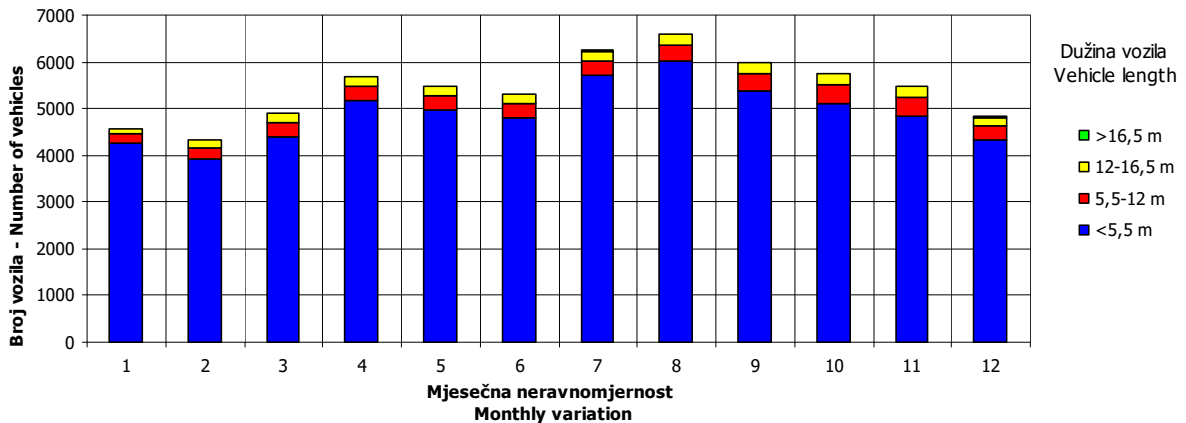
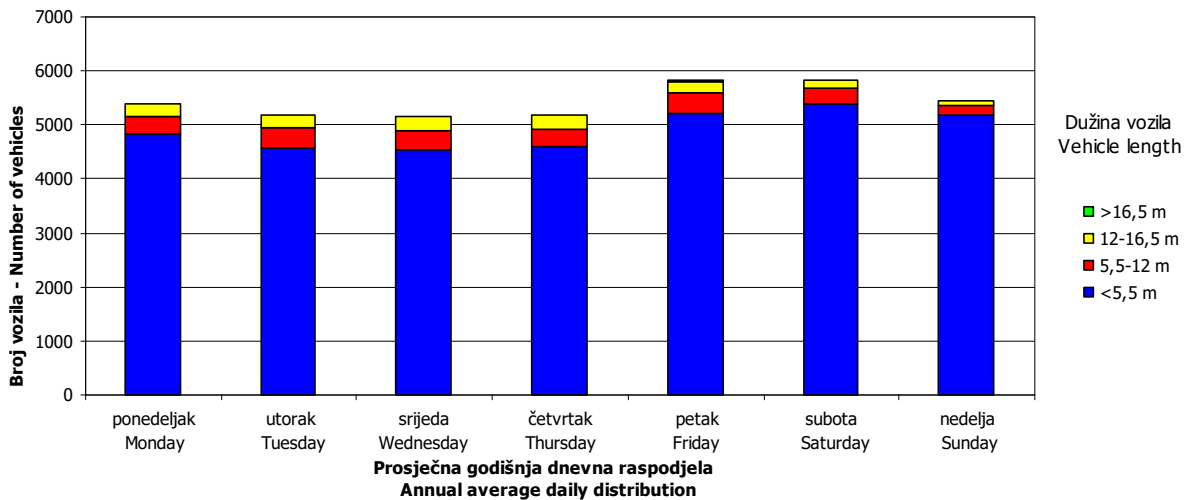
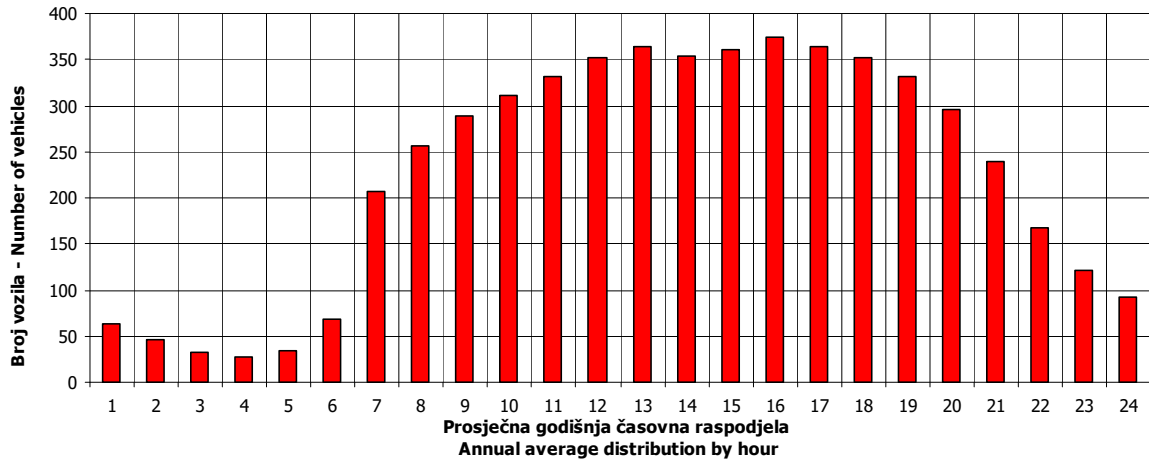


VREMENSKA RASPODJELA SAOBRAĆAJNOG TOKA
TRAFFIC FLOW TIME DISTRIBUTION

Automatski brojač broj - Automatic counter number
 Lokalizet - Location / Stacionaža - Mileage [km+m]
 Broj puta - Road number / Dionica - Section

000028
 Trnjaci / 8+520,00
 M 18 (MI-115) / Rača - Gojsovac

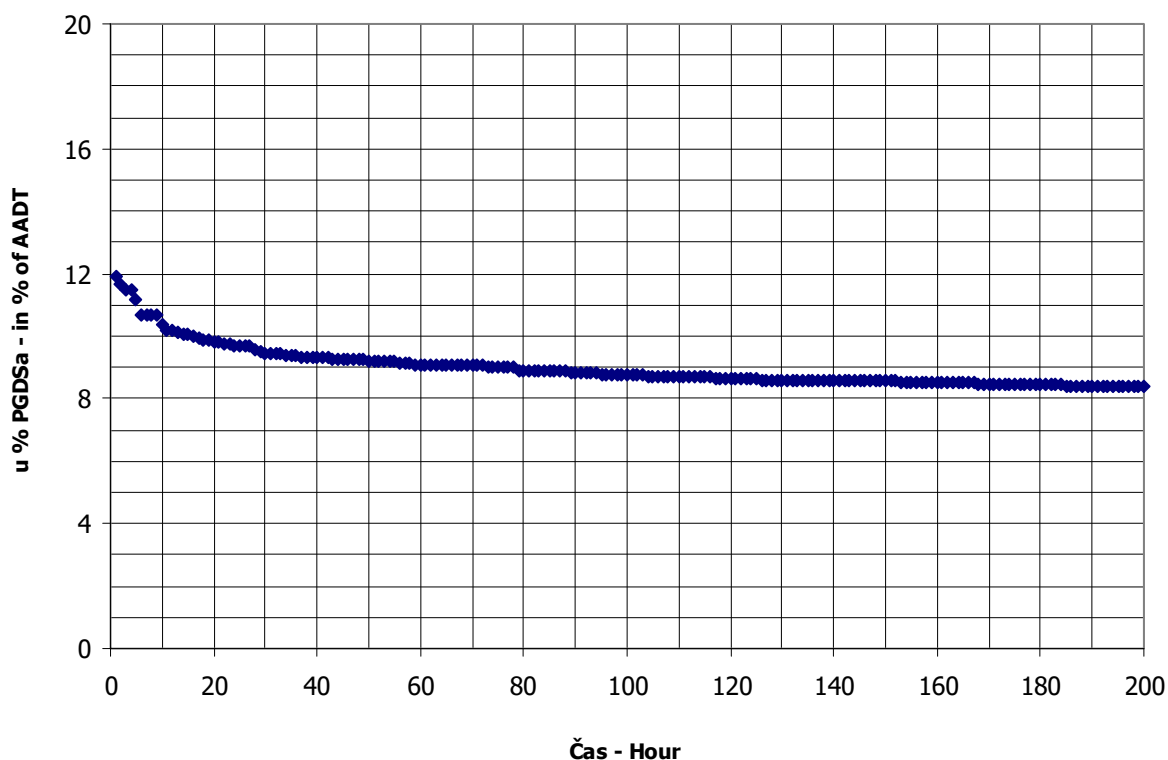
PGDS 5438 voz/dan AADT 5438 veh/day



SATNA DISTRIBUCIJA SAOBRAĆAJNOG TOKA
TRAFFIC FLOW HOURLY DISTRIBUTION

Automatski brojač broj - Automatic counter number 000028
 Lokalitet - Location / Stacionaža - Mileage [km+m] Trnjaci / 8+520,00
 Broj puta - Road number / Dionica - Section M 18 (MI-115) / Rača - Gojsovac

PGDS - AADT	5438 voz/dan - veh/day							
Čas - Hour	Maksimalni vršni sat - Maximum peak hour	10	20	30	40	50	100	200
Sat u danu - Hour of day	16	12	16	11	17	17	15	16
Sat u godini - Hour in year	2273	2269	473	7092	4626	8466	6616	6401
Dan - Day of week	ponedeljak - Monday	ponedeljak - Monday	srijeda - Wednesday	subota - Saturday	ponedeljak - Monday	nedelja - Sunday	nedelja - Sunday	petak - Friday
Datum - Date	4	4	20	22	11	18	2	23
Mjesec - Month	april - April	april - April	januar - January	oktobar - October	juli - July	decembar - December	oktobar - October	septembar - September
Vrijednost - Value	647	565	535	514	506	501	477	455
% - percent	11.90	10.39	9.84	9.45	9.31	9.21	8.77	8.37



AUTOMATSKI BROJAČ UNIŠTEN
AUTOMATIC COUNTER DESTROYED

BROJANJE VOZILA NA MREŽI PUTEVA U REPUBLICI SRPSKOJ – 2016. GODINA
VEHICLE COUNTING ON THE ROAD NETWORK OF THE REPUBLIC OF SRPSKA – YEAR 2016

MJESEČNI BROJ VOZILA
MONTHLY NUMBER OF VEHICLES

Automatski brojač broj - Automatic counter number 000030
 Lokalitet - Location / Stacionaža - Mileage [km+m] Kojčinovac / 8+020,00
 Broj puta - Road number / Dionica - Section M 14.1 (MI-115) / Bijeljina 2 - Glavičice

	Mjesec - Month											
	Januar- January	Februar- February	Mart- March	April- April	Maj- May	Jun- June	Juli- July	August- August	Septembar- September	Oktober- October	Novembar- November	Decembar- December
1	5223	6440	7165	7553	7530	7327	8554	11182	8596	9402	8071	6682
2	6788	6476	7074	8406	7951	8440	8074	9389	9434	7486	7399	6667
3	6269	6260	6973	7938	8606	8725	7813	9409	8851	8397	7727	6616
4	8631	6558	6820	8183	8618	8197	8124	10231	8282	7785	8665	5878
5	9211	7461	6869	8057	9485	7963	7792	10612	8674	8036	8661	7222
6	5726	8179	6274	8752	8693	8288	8346	11130	8088	7886	7356	7455
7	5038	5210	7104	8270	8845	7841	8252	10605	8041	8406	8181	6963
8	7545	6444	6969	8823	8262	7974	8678	10522	8362	8837	7838	7008
9	7368	6482	5423	7996	8461	7863	8693	9918	9011	7782	7522	7547
10	6518	6423	5779	6772	8564	8211	7878	9678	8670	8237	7636	7110
11	7726	6186	6998	7926	9889	8169	9060	9765	7420	8667	8153	6147
12	7291	7088	6681	7700	9443	7503	8776	10010	7936	7910	8209	7127
13	7712	4543	5799	7371	8947	7750	8342	10354	8483	8365	7465	7297
14	6282	5244	7107	7717	8076	8261	8325	9774	8168	8595	8004	6876
15	7546	6641	7346	8523	7800	7449	9390	9782	8249	8638	7812	6824
16	6692	6261	7129	7802	7392	7718	9283	9531	8677	6998	7297	7330
17	5704	6505	7379	7143	7267	8093	8406	9376	8926	8058	7555	6914
18	7369	6457	7701	8657	7372	8226	8984	9561	7425	8215	8323	8271
19	7026	7205	7488	7453	7686	7538	8905	10044	8293	8151	7879	7780
20	9040	6766	6746	7509	8458	8075	8618	9325	9379	8153	7547	7358
21	7523	5792	7673	7662	8507	7447	8935	9095	8205	8751	7747	7269
22	6929	6858	7381	8008	7417	5683	9671	9123	8232	8560	7622	7670
23	6080	6849	6882	7750	8933	7165	9749	9213	8611	7135	7395	8663
24	5041	6826	6854	6897	8845	8092	8881	8672	8385	8238	7863	7992
25	6847	6916	7455	7678	7639	7613	9756	8727	7276	8057	8108	6338
26	6582	7504	6694	7979	7715	6575	8832	9275	9037	8426	8109	7907
27	5165	7020	6745	7669	8393	7726	8756	9349	9478	7691	6792	7461
28	5460	6237	7033	8086	7957	7773	9133	8207	7859	8738	7848	7938
29	6085	7437	7296	8406	7226	7327	10408	8692	8389	8831	7759	7579
30	6160		6653	7765	7712	8049	10149	8844	8402	7595	7400	8639
31	4780		9448		6844		10082	8378		8076		8495
Ukupno- Total	207381	190250	216918	236439	254544	233104	274676	297829	252855	254072	233923	226964
Prosje- Average	6690	6560	6997	7881	8211	7770	8861	9607	8428	8196	7797	7321
Godišnji prosjek (PGDS) - Annual average (AADT)												7866

BROJANJE VOZILA NA MREŽI PUTEVA U REPUBLICI SRPSKOJ – 2016. GODINA
VEHICLE COUNTING ON THE ROAD NETWORK OF THE REPUBLIC OF SRPSKA – YEAR 2016

STRUKTURA SAOBRAĆAJNOG TOKA
TRAFFIC FLOW COMPOSITION

Automatski brojač broj - Automatic counter number
 Lokalizet - Location / Stacionaža - Mileage [km+m]
 Broj puta - Road number / Dionica - Section

000030
 Kojčinovac / 8+020,00
 M 14.1 (MI-115) / Bijeljina 2 - Glavičice

Mjesec - Month	Smjer - Direction	Dužina vozila - Vehicle length								Ukupno - Total
		< 5,5 m	(%)	5,5 - 12 m	(%)	12 - 16,5 m	(%)	< 16,5 m	(%)	
Januar - January	I	98163	95.0	4428	4.3	769	0.7	15	0.0	103374
	II	98432	94.6	4711	4.5	833	0.8	31	0.0	104007
	ukupno - total	196595	94.8	9139	4.4	1601	0.8	46	0.0	207381
Februar - February	I	89893	94.0	4686	4.9	997	1.0	15	0.0	95591
	II	88681	93.7	4941	5.2	1014	1.1	23	0.0	94659
	ukupno - total	178575	93.9	9627	5.1	2011	1.1	38	0.0	190250
Mart - March	I	102138	93.3	5924	5.4	1350	1.2	15	0.0	109427
	II	100284	93.3	6044	5.6	1147	1.1	16	0.0	107491
	ukupno - total	202422	93.3	11968	5.5	2497	1.2	31	0.0	216918
April - April	I	113568	94.1	5699	4.7	1409	1.2	26	0.0	120702
	II	108580	93.8	6013	5.2	1125	1.0	20	0.0	115738
	ukupno - total	222148	94.0	11712	5.0	2534	1.1	46	0.0	236439
Maj - May	I	119452	93.9	6239	4.9	1434	1.1	23	0.0	127148
	II	119507	93.8	6544	5.1	1315	1.0	30	0.0	127396
	ukupno - total	238958	93.9	12784	5.0	2749	1.1	53	0.0	254544
Juni - June	I	108125	93.7	5892	5.1	1329	1.2	21	0.0	115367
	II	110561	93.9	6023	5.1	1131	1.0	21	0.0	117736
	ukupno - total	218687	93.8	11915	5.1	2460	1.1	42	0.0	233104
Juli - July	I	133635	94.4	6369	4.5	1494	1.1	19	0.0	141518
	II	125460	94.2	6463	4.9	1219	0.9	16	0.0	133158
	ukupno - total	259095	94.3	12833	4.7	2713	1.0	35	0.0	274676
Avgust - August	I	138530	93.9	7274	4.9	1677	1.1	26	0.0	147508
	II	141901	94.4	7092	4.7	1305	0.9	23	0.0	150321
	ukupno - total	280432	94.2	14366	4.8	2982	1.0	49	0.0	297829
Septembar - September	I	118604	93.1	7249	5.7	1522	1.2	16	0.0	127391
	II	116597	92.9	7423	5.9	1428	1.1	15	0.0	125464
	ukupno - total	235201	93.0	14672	5.8	2950	1.2	31	0.0	252855
Oktobar - October	I	119233	93.0	7463	5.8	1479	1.2	25	0.0	128200
	II	116294	92.4	8138	6.5	1419	1.1	21	0.0	125872
	ukupno - total	235527	92.7	15601	6.1	2898	1.1	46	0.0	254072
Novembar - November	I	111057	93.3	6615	5.6	1383	1.2	24	0.0	119079
	II	106472	92.7	7062	6.1	1287	1.1	23	0.0	114844
	ukupno - total	217529	93.0	13677	5.8	2670	1.1	47	0.0	233923
Decembar - December	I	105743	93.7	5967	5.3	1153	1.0	23	0.0	112886
	II	106176	93.1	6714	5.9	1165	1.0	23	0.0	114077
	ukupno - total	211919	93.4	12680	5.6	2318	1.0	46	0.0	226964
Ukupno (godišnje) - Total (annual)	I	1358142	93.8	73805	5.1	15997	1.1	248	0.0	1448193
	II	1338945	93.6	77168	5.4	14388	1.0	262	0.0	1430763
	ukupno - total	2697088	93.7	150973	5.2	30385	1.1	510	0.0	2878956
Prosjek (PGDS) - Average (AADT)	I	3711	93.8	202	5.1	44	1.1	1	0.0	3957
	II	3658	93.6	211	5.4	39	1.0	1	0.0	3909
	ukupno - total	7369	93.7	412	5.2	83	1.1	1	0.0	7866

BRONANJE VOZILA NA MREŽI PUTEVA U REPUBLICI SRPSKOJ – 2016. GODINA
VEHICLE COUNTING ON THE ROAD NETWORK OF THE REPUBLIC OF SRPSKA – YEAR 2016

SAOBRAĆAJNI POKAZATELJI

000030
 Kočinovac / 8+020,00
 M 14.1 (MI-115) / Bijeljina 2 - Glavičice

Automatski brojač broj
 Lokalizet / Stacionaža [km+m]
 Broj puta / Dionica

Mjesec	Snjier	minimalni čas		maksimalni čas		minimalni dan		maksimalni dan		dnevni prosjek (05-21 h)	noćni prosjek (21-05 h)	prosijek radnim danom	prosijek vikendom	ljetni prosjek
		datum/dan	čas	voz/h	čas	voz/h	datum/dan	voz/dan						
Januar	I	utorak/19.	2	2	ponedjeljak/4.	15	422	nedjelja/31.	2372	2965	369	3616	2944	
	II	ponedjeljak/18.	1	3	srijeda/20.	16	405	nedjelja/31.	2408	4586	319	3009	3009	
	I+II	utorak/26.	2	9	srijeda/20.	16	785	nedjelja/31.	4780	6001	688	7221	5953	
Februar	I	utorak/2.	2	1	subota/6.	10	458	subota/13.	2288	4107	304	3390	3053	
	II	petak/5.	4	1	subota/6.	11	369	subota/13.	2255	4072	244	3338	3071	
	I+II	četvrtak/18.	3	5	subota/6.	10	772	subota/13.	4543	8179	548	6727	6124	
Mart	I	srijeda/9.	2	2	četvrtak/31.	16	391	srijeda/9.	2708	4860	329	3609	3306	
	II	srijeda/9.	2	2	četvrtak/31.	10	329	srijeda/9.	2715	4588	3194	3506	3356	
	I+II	srijeda/9.	2	4	četvrtak/31.	16	670	srijeda/9.	5423	9448	602	7115	6662	
April	I	utorak/12.	2	7	petak/29.	15	416	nedjelja/10.	3334	5151	427	4045	3982	
	II	srijeda/20.	1	5	nedjelja/3.	19	396	petak/29.	3255	4745	362	3934	3706	
	I+II	srijeda/6.	3	14	ponedjeljak/4.	12	701	nedjelja/10.	6772	7093	788	7979	7688	
Maj	I	utorak/3.	2	8	četvrtak/5.	17	394	nedjelja/29.	3577	3641	460	4195	3932	
	II	četvrtak/12.	3	7	srijeda/11.	16	404	utorak/31.	3286	3678	431	4130	4071	
	I+II	ponedjeljak/9.	2	20	srijeda/11.	17	712	utorak/31.	6844	9889	891	8325	8003	
Juni	I	četvrtak/23.	2	2	četvrtak/2.	15	344	srijeda/22.	2108	4575	450	3912	3660	3845
	II	četvrtak/23.	3	5	nedjelja/5.	19	394	srijeda/29.	3483	4410	472	3873	4063	3924
	I+II	četvrtak/23.	3	11	petak/10.	15	623	srijeda/22.	5683	8725	922	7785	7723	7769
Juli	I	srijeda/6.	1	13	petak/29.	17	466	nedjelja/3.	3796	3909	656	4584	4526	4565
	II	utorak/12.	0	0	nedjelja/31.	20	367	utorak/5.	3799	4832	3716	4256	4375	4294
	I+II	utorak/12.	2	19	subota/30.	12	712	utorak/5.	7792	10408	7625	1235	8840	8860
Avgust	I	srijeda/31.	3	10	subota/6.	16	436	nedjelja/28.	4013	6397	4128	4802	4632	4758
	II	srijeda/31.	2	7	nedjelja/14.	19	419	nedjelja/28.	4194	5774	4208	4760	5098	4847
	I+II	srijeda/24.	3	23	subota/6.	11	754	nedjelja/28.	8207	11182	8336	1269	9730	9606
Septembar	I	srijeda/28.	3	6	subota/10.	13	391	nedjelja/25.	3539	4729	3765	4314	4061	4247
	II	četvrtak/8.	2	6	utorak/27.	20	442	nedjelja/25.	3737	4926	3738	444	4214	4093
	I+II	četvrtak/8.	3	17	utorak/20.	12	721	nedjelja/25.	7276	9478	7503	925	8527	8154
Oktobar	I	srijeda/12.	2	6	subota/1.	15	399	nedjelja/16.	3440	4772	423	4156	4095	8428
	II	četvrtak/20.	2	3	subota/1.	17	376	nedjelja/16.	3558	4630	3691	4075	4032	
	I+II	srijeda/5.	2	15	srijeda/26.	12	688	nedjelja/16.	6998	9402	793	8230	8126	
Novembar	I	utorak/15.	2	3	ponedjeljak/7.	16	401	nedjelja/27.	3085	4386	3602	425	4007	3882
	II	srijeda/2.	2	3	subota/26.	16	361	srijeda/16.	3401	4470	3515	395	3811	3870
	I+II	četvrtak/24.	3	9	subota/26.	16	715	nedjelja/27.	6792	8665	7118	819	7818	7752
Decembar	I	petak/30.	3	3	nedjelja/18.	12	425	nedjelja/4.	2476	4527	3312	3733	3422	
	II	četvrtak/8.	4	4	nedjelja/18.	16	405	nedjelja/31.	3162	4350	3400	280	3688	3662
	I+II	srijeda/21.	2	11	nedjelja/18.	12	805	nedjelja/4.	5878	8663	6713	611	7421	7085
Godina	I	petak/22.	2	1	petak/29.7.	17	466	srijeda/22.6.	2108	6397	3519	440	4030	4354
	II	utorak/12.7.	0	0	utorak/27.9.	20	442	subota/13.2.	2255	5774	3512	401	3932	3867
	I+II	srijeda/9.3.	2	4	nedjelja/18.12.	12	805	subota/13.2.	4543	11182	7031	841	7963	7658

BROJANJE VOZILA NA MREŽI PUTEVA U REPUBLICI SRPSKOJ – 2016. GODINA
VEHICLE COUNTING ON THE ROAD NETWORK OF THE REPUBLIC OF SRPSKA – YEAR 2016

TRAFFIC PARAMETERS

Automatic counter number
 Location / Mileage [km+m]
 Road number / Section

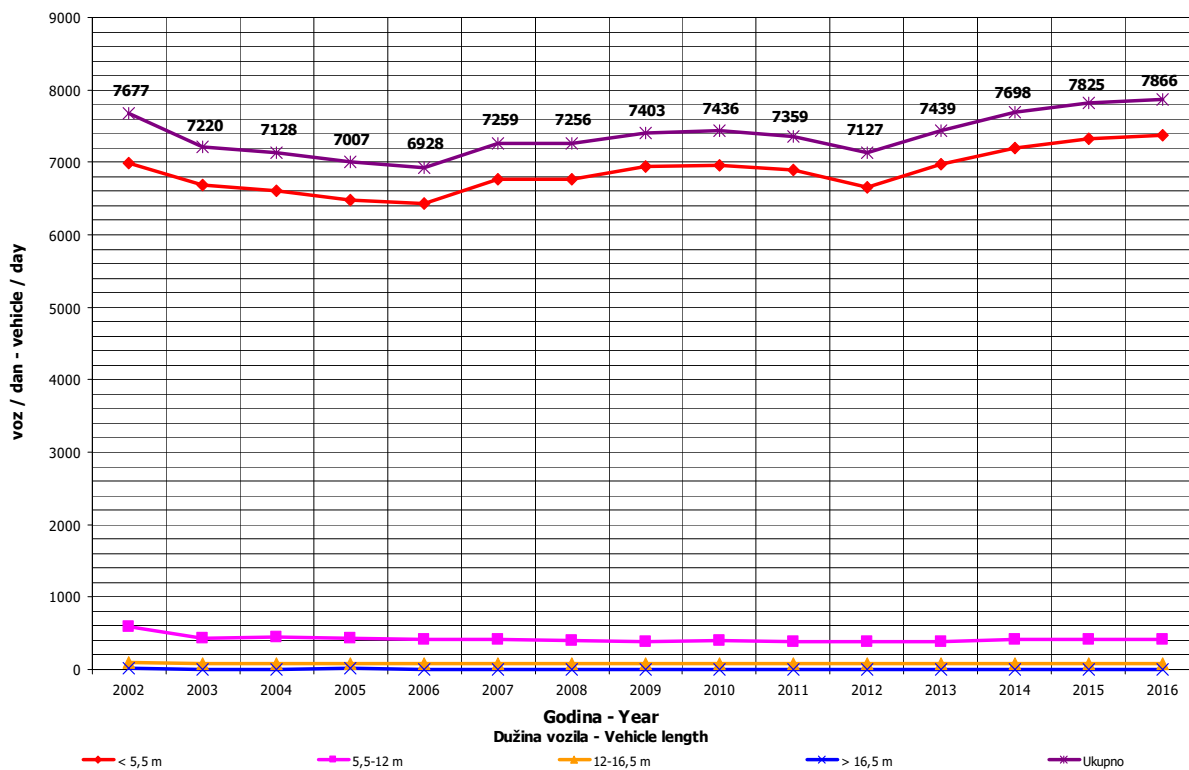
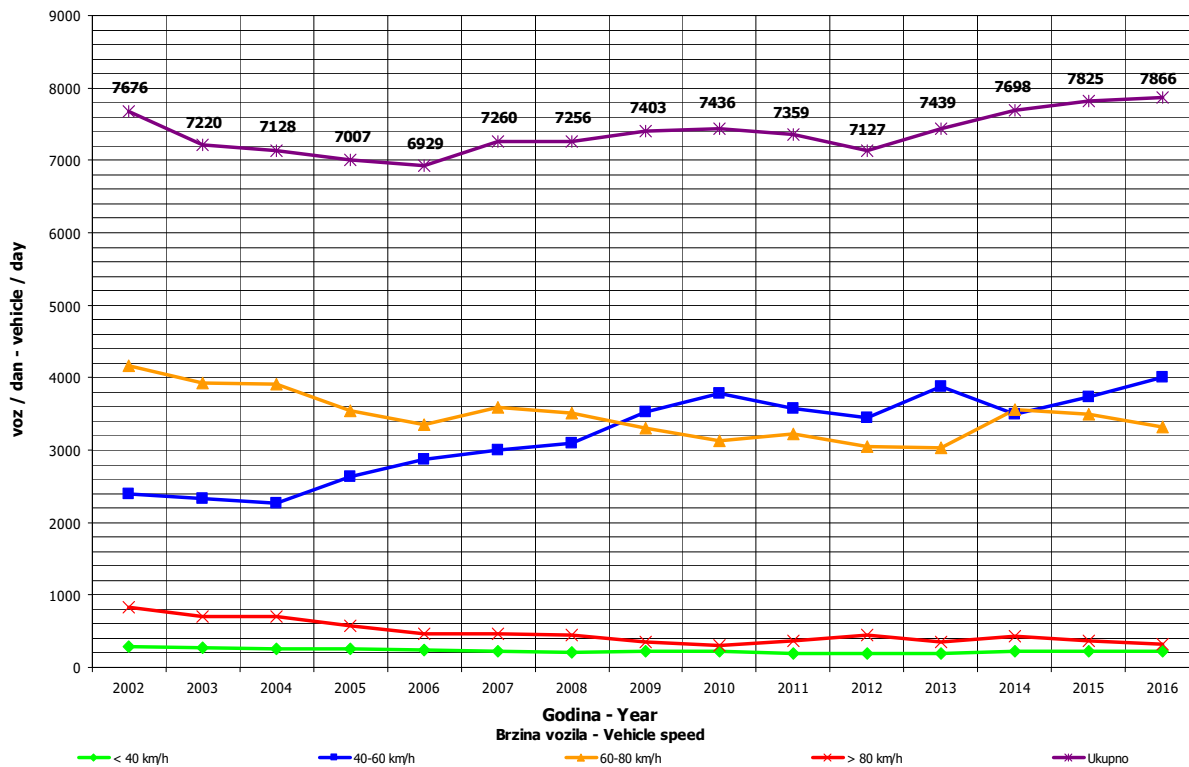
000030
 Kojčinovac / 8+020,00
 M 14.1 (MI-115) / Bijeljina 2 - Glavičice

Month	Direction	minimum hour		maximum hour		veh/h	minimum day		maximum day		veh/day	day time average (5-21 h)	night average (21-05 h)	working day average	weekend average	summer average
		date/day	hour	date/day	hour		date/day	veh/day								
January	I	19/Tuesday	2	4/Monday	15	422	31/Sunday	2372	5/Tuesday	4625	2965	369	3616	2944		
	II	18/Monday	1	20/Wednesday	16	405	31/Sunday	2408	5/Tuesday	4586	3035	319	3605	3009		
	I+II	26/Tuesday	2	20/Wednesday	16	785	31/Sunday	4780	5/Tuesday	9211	6001	688	7221	5953		
February	I	2/Tuesday	2	6/Saturday	10	458	13/Saturday	2288	6/Saturday	4107	2992	304	3390	3053		
	II	5/Friday	4	6/Saturday	11	369	13/Saturday	2255	6/Saturday	4072	3020	244	3338	3071		
	I+II	18/Thursday	3	6/Saturday	10	772	13/Saturday	4543	6/Saturday	8179	6013	548	6727	6124		
March	I	9/Wednesday	2	31/Thursday	16	391	9/Wednesday	2708	31/Thursday	4860	3202	329	3609	3306		
	II	9/Wednesday	2	31/Thursday	10	329	9/Wednesday	2715	31/Thursday	4588	3194	274	3506	3356		
	I+II	9/Wednesday	2	31/Thursday	16	670	9/Wednesday	5423	31/Thursday	9448	6396	602	7115	6662		
April	I	12/Tuesday	2	29/Friday	15	416	10/Sunday	3334	29/Friday	5151	3597	427	4045	3982		
	II	20/Wednesday	1	3/Sunday	19	396	29/Friday	3255	8/Friday	4745	3496	362	3934	3706		
	I+II	6/Wednesday	3	4/Monday	12	701	10/Sunday	6772	8/Friday	8823	7093	788	7979	7688		
May	I	3/Tuesday	2	5/Thursday	17	394	29/Sunday	3557	5/Thursday	4957	3641	460	4195	3932		
	II	12/Thursday	3	11/Wednesday	16	404	31/Tuesday	3286	11/Wednesday	5532	3678	431	4130	4071		
	I+II	9/Monday	2	11/Wednesday	17	712	31/Tuesday	6844	11/Wednesday	9889	7319	891	8325	8003		
June	I	23/Thursday	2	2/Thursday	15	344	22/Wednesday	2108	14/Tuesday	4575	3395	450	3912	3660		3845
	II	23/Thursday	3	5/Sunday	19	394	29/Wednesday	3483	5/Sunday	4410	3452	472	3873	4063		3924
	I+II	23/Thursday	3	10/Friday	15	623	22/Wednesday	5683	3/Friday	8725	6847	922	7785	7723		7769
July	I	6/Wednesday	1	29/Friday	17	466	3/Sunday	3796	29/Friday	5818	3909	656	4584	4526		4565
	II	12/Tuesday	0	31/Sunday	20	367	5/Tuesday	3779	25/Monday	4832	3716	579	4256	4375		4294
	I+II	12/Tuesday	2	30/Saturday	12	712	5/Tuesday	7792	29/Friday	10408	7625	1235	8840	8901		8860
August	I	31/Wednesday	3	6/Saturday	16	436	28/Sunday	4013	1/Monday	6397	4128	630	4802	4632		4758
	II	31/Wednesday	2	14/Sunday	19	419	28/Sunday	4194	7/Sunday	5774	4208	639	4760	5098		4847
	I+II	24/Wednesday	3	6/Saturday	11	754	28/Sunday	8207	1/Monday	11182	8336	1269	9562	9730		9606
September	I	28/Wednesday	3	10/Saturday	13	391	25/Sunday	3539	20/Tuesday	4729	3765	482	4314	4061		4247
	II	8/Thursday	2	27/Tuesday	20	442	25/Sunday	3737	2/Friday	4926	3738	444	4214	4093		4181
	I+II	8/Thursday	3	27/Tuesday	12	721	25/Sunday	7276	27/Tuesday	9478	7503	925	8527	8154		8428
October	I	12/Wednesday	2	1/Saturday	15	399	16/Sunday	3440	1/Saturday	4772	3713	423	4156	4095		
	II	20/Thursday	2	1/Saturday	17	376	16/Sunday	3558	1/Saturday	4630	3691	370	4075	4032		
	I+II	5/Wednesday	2	26/Wednesday	12	688	16/Sunday	6998	1/Saturday	9402	7404	793	8230	8126		
November	I	15/Tuesday	2	7/Monday	16	401	27/Sunday	3085	18/Friday	4386	3602	425	4007	3882		
	II	2/Wednesday	2	26/Saturday	16	361	16/Wednesday	3401	5/Saturday	4470	3515	395	3811	3870		
	I+II	24/Thursday	3	26/Saturday	16	715	27/Sunday	6792	4/Friday	8665	7118	819	7818	7752		
December	I	30/Friday	3	18/Sunday	12	425	4/Sunday	2476	23/Friday	4527	3312	331	3733	3422		
	II	8/Thursday	4	18/Sunday	16	405	25/Sunday	3162	31/Saturday	4350	3400	280	3688	3662		
	I+II	21/Wednesday	2	18/Sunday	12	805	4/Sunday	5878	23/Friday	8663	6713	611	7421	7085		
Year	I	February 2/Tuesday	2	July 29/Friday	17	466	June 22/Wednesday	2108	August 1/Monday	6397	3519	440	4030	3791		4354
	II	July 12/Tuesday	0	September 27/Tuesday	20	442	February 13/Saturday	2255	August 7/Sunday	5774	3512	401	3932	3867		4312
	I+II	March 9/Wednesday	2	December 19/Sunday	12	805	February 13/Saturday	4543	August 1/Monday	11182	7031	841	7963	7658		8665

GODIŠNJA NERAVNOMJERNOST SAOBRAĆAJNOG TOKA TRAFFIC FLOW ANNUAL VARIATION

Automatski brojač broj - Automatic counter number
 Lokalitet - Location / Stacionaža - Mileage [km+m]
 Broj puta - Road number / Dionica - Section

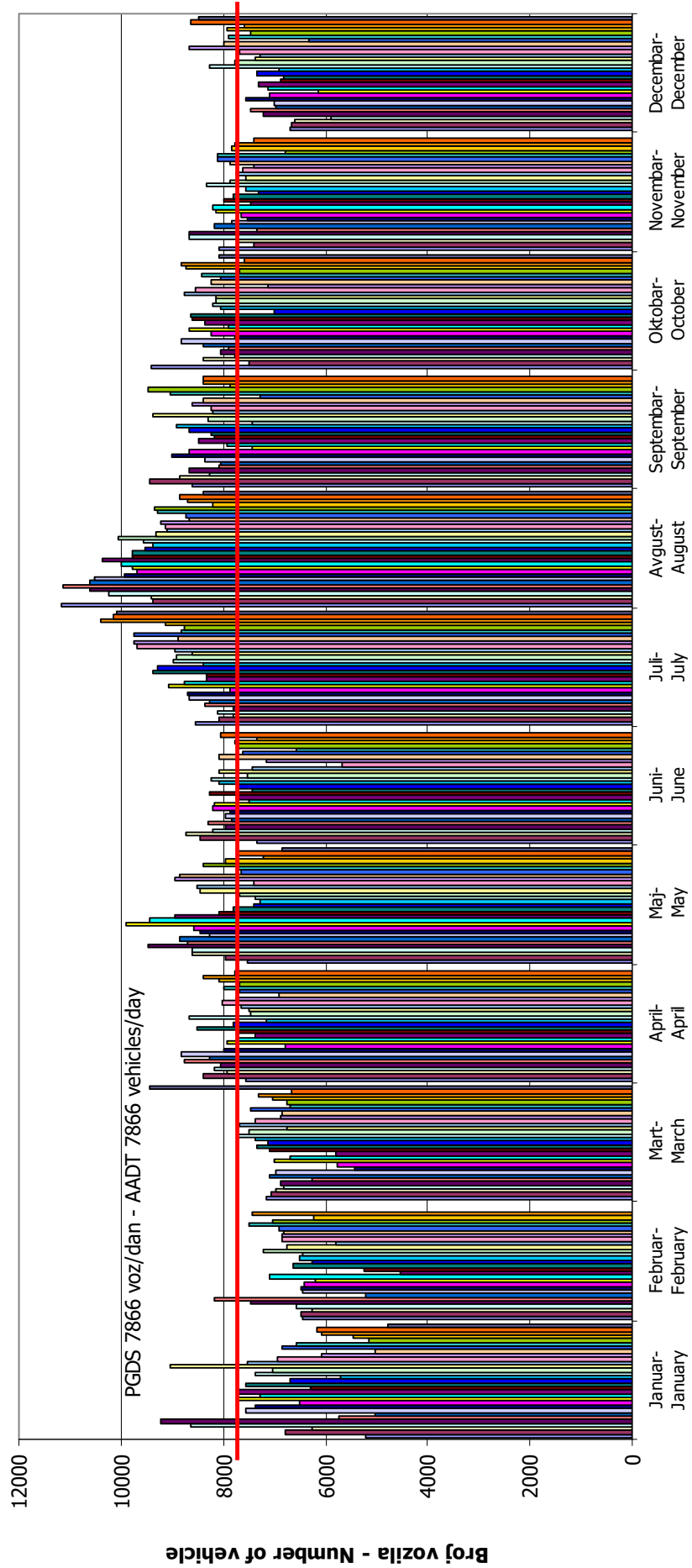
000030
 Kojčinovac / 8+020,00
 M 14.1 (MI-115) / Bijeljina 2 - Glavičice



**DNEVNA NERAVNOMJERNOST SAOBRAĆAJNOG TOKA
 TRAFFIC FLOW DAILY VARIATION**

Automatski brojač broj - Automatic counter number
 Lokalizet - Location / Stacionaža - Mileage [km+mm]
 Broj puta - Road number/ Dionica - Section

000030
 Kočinovac / 8+020,00
 M 14.1 (MI-115) / Bjeljina 2 - Glavičice

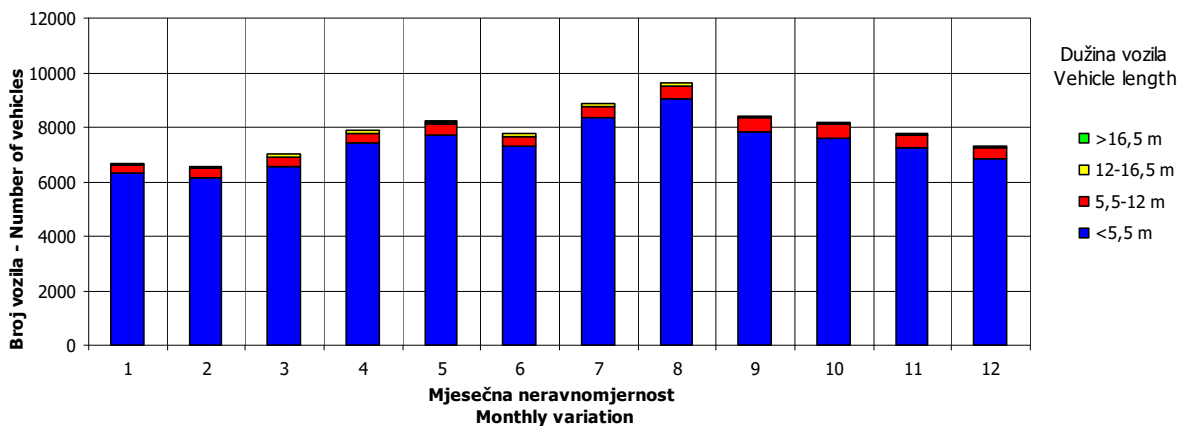
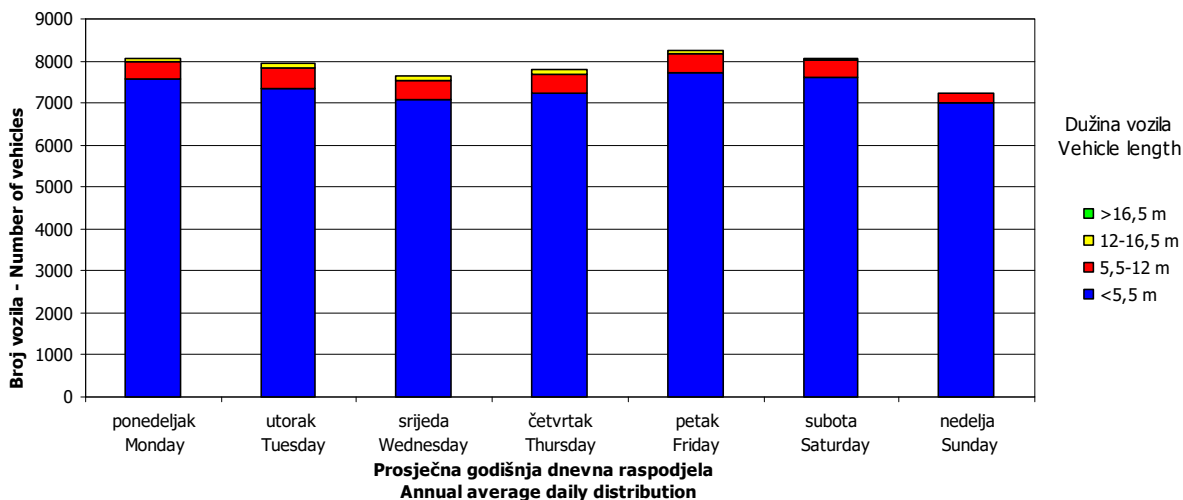
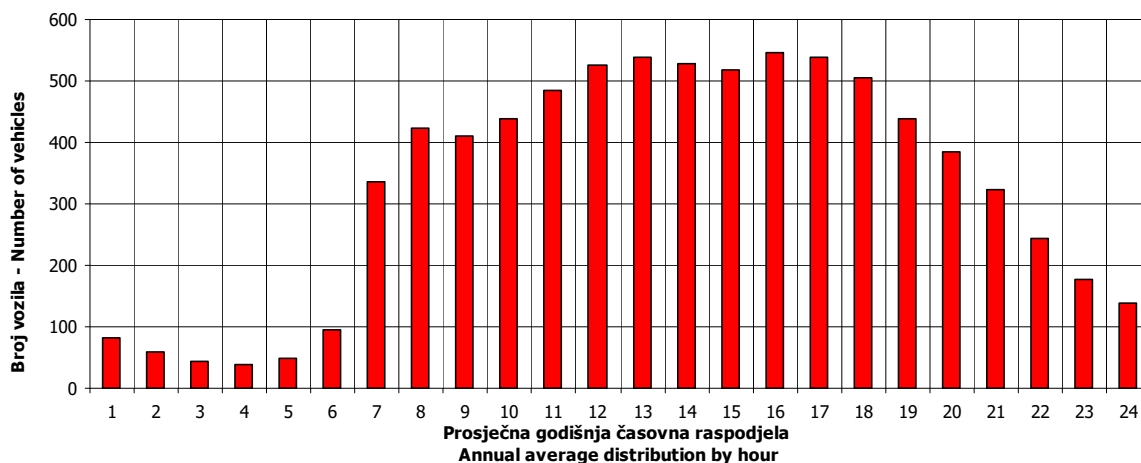


VREMENSKA RASPODJELA SAOBRAĆAJNOG TOKA TRAFFIC FLOW TIME DISTRIBUTION

Automatski brojač broj - Automatic counter number
 Lokalizet - Location / Stacionaža - Mileage [km+m]
 Broj puta - Road number / Dionica - Section

000030
 Kojčinovac / 8+020,00
 M 14.1 (MI-115) / Bijeljina 2 - Glavičice

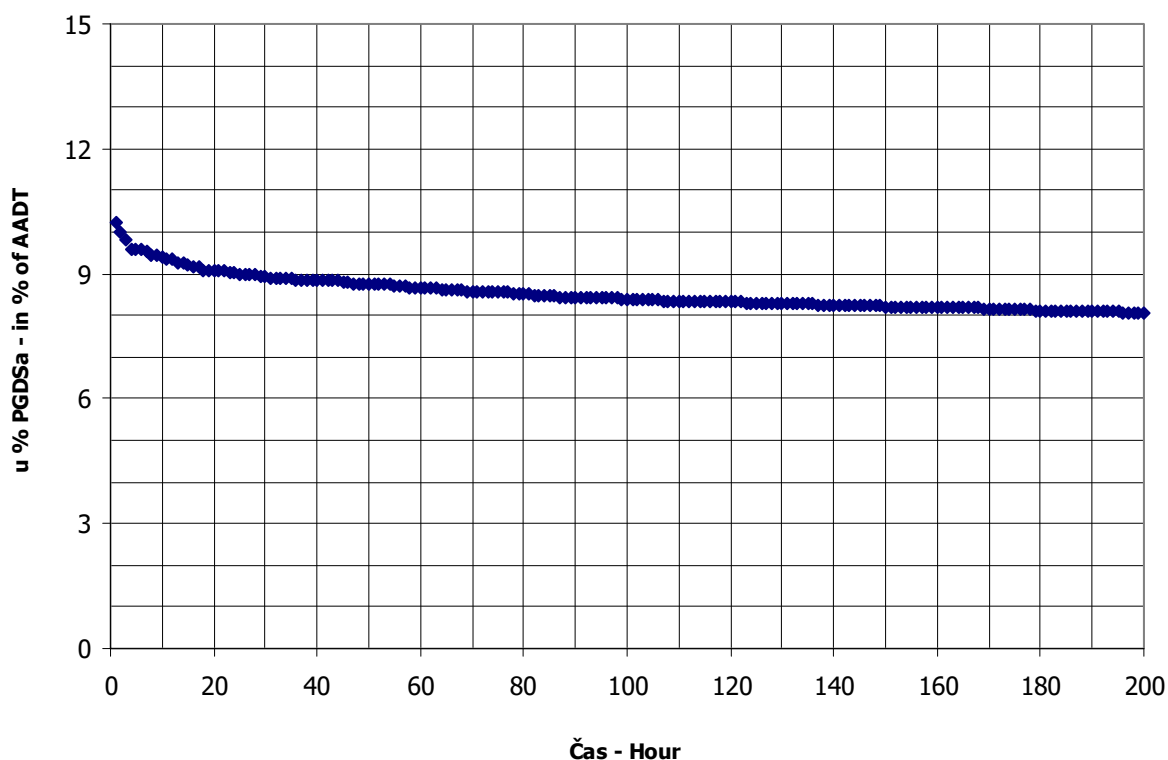
PGDS 7866 voz/dan AADT 7866 veh/day



SATNA DISTRIBUCIJA SAOBRAĆAJNOG TOKA
TRAFFIC FLOW HOURLY DISTRIBUTION

Automatski brojač broj - Automatic counter number 000030
 Lokalitet - Location / Stacionaža - Mileage [km+m] Kojčinovac / 8+020,00
 Broj puta - Road number / Dionica - Section M 14.1 (MI-115) / Bijeljina 2 - Glavičice

PGDS - AADT	7866 voz/dan - veh/day							
Čas - Hour	Maksimalni vršni sat - Maximum peak hour	10	20	30	40	50	100	200
Sat u danu - Hour of day	12	11	12	12	16	12	16	10
Sat u godini - Hour in year	8461	876	877	5413	7481	7189	5417	2315
Dan - Day of week	nedjelja - Sunday	subota - Saturday	subota - Saturday	subota - Saturday	ponedeljak - Monday	srijeda - Wednesday	subota - Saturday	srijeda - Wednesday
Datum - Date	18	6	6	13	7	26	13	6
Mjesec - Month	decembar - December	februar - February	februar - February	avgust - August	novembar - November	oktobar - October	avgust - August	maj - May
Vrijednost - Value	805	741	714	702	695	688	660	634
% - percent	10.23	9.42	9.08	8.92	8.84	8.75	8.39	8.06



BROJANJE VOZILA NA MREŽI PUTEVA U REPUBLICI SRPSKOJ – 2016. GODINA
VEHICLE COUNTING ON THE ROAD NETWORK OF THE REPUBLIC OF SRPSKA – YEAR 2016

MJESEČNI BROJ VOZILA
MONTHLY NUMBER OF VEHICLES

Automatski brojač broj - Automatic counter number
 Lokalitet - Location / Stacionaža - Mileage [km+m]
 Broj puta - Road number / Dionica - Section

000031
 Tršić / 16+160,00
 M 19 (MI-115) / Šepak - Karakaj 3

	Mjesec - Month											
	Januar- January	Februar- February	Mart- March	April- April	Maj- May	Jun- June	Juli- July	August- August	Septembar- September	Oktober- October	Novembar- November	Decembar- December
1	5060	5345	5319	6437	6063	6335	6985	8988	6549	7685	5880	5772
2	6443	5133	5492	7759	6140	7384	6612	8027	7284	7036	5838	6648
3	5054	3435	5300	6894	6939	7309	6429	8072	7169	6863	5964	6438
4	6699	4921	5610	7516	7009	6901	6852	7930	6613	6189	6526	5573
5	7100	5901	5437	7150	7502	6987	6284	8844	6563	6183	6699	5905
6	4595	5643	4827	6486	5632	6633	6933	9028	6201	6042	5830	5529
7	4408	5411	5569	6594	7170	6050	6529	8761	6349	6833	6445	5556
8	6610	5296	5183	7106	6936	6351	7395	8861	6557	6914	5586	5607
9	6313	4884	4168	6463	6915	6117	7208	7500	7300	6612	5853	5872
10	5698	4922	4446	5643	7198	7157	6928	7587	6849	6371	6280	5596
11	5891	5080	5853	5919	8787	7219	8314	7639	6291	6347	6828	4622
12	5491	6128	5280	5789	7381	7001	7157	8375	6388	6085	6396	5649
13	6005	6713	4871	5782	7971	7292	7037	8227	6246	6428	6029	5412
14	5194	4696	5677	5913	6877	7109	7045	7836	6187	6884	6185	5114
15	5931	5667	5430	6721	6208	6019	7869	7439	6483	6692	6237	4997
16	5594	5243	5524	6362	6279	6141	7850	6962	7190	6187	6007	5672
17	4648	4801	5647	5650	6184	6615	7769	6984	7059	6204	6100	5183
18	5669	5647	6635	5865	6151	6371	7856	7877	6291	6078	7064	6792
19	5441	5741	6237	5683	6316	5740	7203	7842	6629	6241	6811	5722
20	6423	5410	5549	5840	6803	6064	6565	7634	7039	6102	7403	5634
21	6042	4818	5896	5809	6664	5656	7354	7326	6540	6960	6421	5548
22	5323	5341	5394	6709	6245	5154	8715	6868	6605	6557	5714	5758
23	4523	5146	5608	6167	6338	6061	10284	6853	7253	5962	5876	6768
24	3720	5477	5769	5482	5998	6932	9120	6805	6899	6129	5773	6317
25	5076	5320	6668	6122	5832	6479	8044	7000	6174	5733	6641	5113
26	5297	6112	5662	5879	6649	5499	7265	7879	7159	6204	6195	5874
27	5113	5837	5022	5864	7362	6812	7377	7772	6792	6004	5300	5867
28	5217	5110	5882	6200	7292	6450	7381	6994	6098	6881	5799	5414
29	5583	5771	5257	7844	6626	6049	9093	6927	6565	7052	5589	6217
30	5487		5417	6057	6619	6190	8524	6794	7630	7127	5319	6721
31	4097		7734		6155		8712	6560		6502		6793
Ukupno- Total	169701	154887	172298	189697	208282	194034	234676	238185	200973	201164	184568	179661
Prosjek- Average	5474	5341	5558	6323	6719	6468	7570	7683	6699	6489	6152	5796
Godišnji prosjek (PGDS) - Annual average (AADT)												6361

BROJANJE VOZILA NA MREŽI PUTEVA U REPUBLICI SRPSKOJ – 2016. GODINA
VEHICLE COUNTING ON THE ROAD NETWORK OF THE REPUBLIC OF SRPSKA – YEAR 2016

STRUKTURA SAOBRAĆAJNOG TOKA
TRAFFIC FLOW COMPOSITION

Automatski brojač broj - Automatic counter number
 Lokalizet - Location / Stacionaža - Mileage [km+m]
 Broj puta - Road number / Dionica - Section

000031
 Tršić / 16+160,00
 M 19 (MI-115) / Šepak - Karakaj 3

Mjesec - Month	Smjer - Direction	Dužina vozila - Vehicle length								Ukupno - Total
		< 5,5 m	(%)	5,5 - 12 m	(%)	12 - 16,5 m	(%)	< 16,5 m	(%)	
Januar - January	I	78378	93.4	4496	5.4	988	1.2	39	0.0	83901
	II	80952	94.3	3951	4.6	881	1.0	16	0.0	85800
	ukupno - total	159330	93.9	8447	5.0	1869	1.1	55	0.0	169701
Februar - February	I	71352	92.2	4805	6.2	1216	1.6	29	0.0	77402
	II	71697	92.5	4670	6.0	1101	1.4	16	0.0	77484
	ukupno - total	143049	92.4	9475	6.1	2317	1.5	45	0.0	154887
Mart - March	I	79009	91.7	5657	6.6	1426	1.7	47	0.1	86140
	II	79578	92.4	5298	6.1	1262	1.5	20	0.0	86158
	ukupno - total	158588	92.0	10955	6.4	2688	1.6	67	0.0	172298
April - April	I	87132	92.0	5889	6.2	1603	1.7	53	0.1	94677
	II	88257	92.9	5413	5.7	1337	1.4	14	0.0	95020
	ukupno - total	175389	92.5	11302	6.0	2940	1.5	67	0.0	189697
Maj - May	I	96179	92.4	6501	6.2	1438	1.4	20	0.0	104137
	II	96420	92.6	6351	6.1	1352	1.3	21	0.0	104144
	ukupno - total	192599	92.5	12852	6.2	2790	1.3	41	0.0	208282
Juni - June	I	89611	92.2	6105	6.3	1470	1.5	39	0.0	97225
	II	89750	92.7	5736	5.9	1314	1.4	10	0.0	96809
	ukupno - total	179361	92.4	11841	6.1	2784	1.4	49	0.0	194034
Juli - July	I	109331	92.6	6722	5.7	1961	1.7	45	0.0	118059
	II	108527	93.1	6336	5.4	1734	1.5	20	0.0	116618
	ukupno - total	217858	92.8	13058	5.6	3695	1.6	65	0.0	234676
Avgust - August	I	108648	92.3	6967	5.9	1986	1.7	52	0.0	117653
	II	112279	93.2	6456	5.4	1776	1.5	20	0.0	120532
	ukupno - total	220927	92.8	13424	5.6	3762	1.6	72	0.0	238185
Septembar - September	I	90830	90.8	7376	7.4	1807	1.8	64	0.1	100077
	II	92452	91.6	6866	6.8	1562	1.5	16	0.0	100896
	ukupno - total	183282	91.2	14242	7.1	3369	1.7	80	0.0	200973
Oktobar - October	I	90867	90.4	7943	7.9	1612	1.6	58	0.1	100481
	II	91991	91.4	7227	7.2	1457	1.4	8	0.0	100684
	ukupno - total	182858	90.9	15171	7.5	3069	1.5	66	0.0	201164
Novembar - November	I	84546	91.3	6516	7.0	1532	1.7	50	0.1	92643
	II	84685	92.1	5828	6.3	1395	1.5	17	0.0	91924
	ukupno - total	169231	91.7	12343	6.7	2927	1.6	67	0.0	184568
Decembar - December	I	82938	92.2	5656	6.3	1342	1.5	53	0.1	89989
	II	83313	92.9	5190	5.8	1161	1.3	9	0.0	89672
	ukupno - total	166251	92.5	10846	6.0	2502	1.4	62	0.0	179661
Ukupno (godišnje) - Total (annual)	I	1068821	92.0	74633	6.4	18380	1.6	550	0.0	1162384
	II	1079901	92.6	69323	5.9	16331	1.4	187	0.0	1165742
	ukupno - total	2148722	92.3	143955	6.2	34711	1.5	737	0.0	2328126
Prosjek (PGDS) - Average (AADT)	I	2920	92.0	204	6.4	50	1.6	2	0.0	3176
	II	2951	92.6	189	5.9	45	1.4	1	0.0	3185
	ukupno - total	5871	92.3	393	6.2	95	1.5	2	0.0	6361

BRONANJE VOZILA NA MREŽI PUTEVA U REPUBLICI SRPSKOJ – 2016. GODINA
VEHICLE COUNTING ON THE ROAD NETWORK OF THE REPUBLIC OF SRPSKA – YEAR 2016

SAOBRAĆAJNI POKAZATELJI

000031
 Tršić / 16+160,00
 M 19 (MI-115) / Šepak - Karakaj 3

Automatski brojač broj
 Lokalizet / Stacionaža [km+m]
 Broj puta / Dionica

Mjesec	Snijer	minimalni čas		maksimalni čas		minimalni dan		maksimalni dan		dnevni prosjek (05-21 h)	noćni prosjek (21-05 h)	prosjek radnim danom	prosjek vikendom	ljetni prosjek
		čas	voz/h	datum/dan	čas	voz/h	datum/dan	voz/dan						
Januar	I	1	4	10	280	nedjelja/24.	1821	utorak/5.	3595	2365	343	2861	2494	
	II	2	4	15	359	nedjelja/24.	1899	srijeda/20.	3701	2411	357	2922	2556	
	I+II	2	11	12	599	nedjelja/24.	3720	utorak/5.	7100	4776	700	5784	5049	
Februar	I	3	4	9	356	srijeda/3.	1718	subota/13.	3386	2409	262	2661	2697	
	II	2	1	15	322	srijeda/3.	1717	srijeda/13.	3327	2412	260	2640	2758	
	I+II	2	7	9	618	srijeda/3.	3435	subota/13.	6713	4821	522	5301	5455	
Mart	I	2	3	18	303	srijeda/9.	2074	četvrtak/31.	4000	2513	267	2826	2648	
	II	2	2	15	370	srijeda/9.	2094	četvrtak/31.	3734	2520	260	2804	2713	
	I+II	2	7	15	615	srijeda/9.	4168	četvrtak/31.	7734	5033	527	5629	5361	
April	I	3	4	15	294	nedjelja/24.	2729	petak/29.	3988	2786	370	3124	3220	
	II	3	5	15	374	nedjelja/24.	2753	ponedjeljak/4.	4083	2806	361	3145	3212	
	I+II	3	12	16	598	nedjelja/24.	5482	petak/29.	7844	5593	731	6269	6432	
Maj	I	3	5	11	316	nedjelja/1.	2919	srijeda/11.	4347	2926	433	3396	3352	
	II	2	5	17	434	petak/6.	2703	srijeda/11.	4440	2932	426	3359	3357	
	I+II	2	14	17	647	petak/6.	5632	srijeda/11.	8787	5858	859	6755	6649	
Juni	I	2	4	18	291	srijeda/22.	2557	četvrtak/2.	3691	2829	413	3235	3261	3242
	II	2	4	15	329	srijeda/22.	2597	četvrtak/2.	3693	2831	396	3214	3264	3227
	I+II	2	11	15	575	srijeda/22.	5154	četvrtak/2.	7384	5660	809	6449	6525	6469
Juli	I	2	10	15	555	utorak/5.	3182	subota/23.	5234	3190	619	3728	3978	3809
	II	2	10	10	465	utorak/5.	3102	subota/23.	5050	3211	551	3665	3965	3762
	I+II	2	26	15	781	utorak/5.	6284	subota/23.	10284	6401	1170	7393	7944	7571
Avgust	I	2	7	18	298	srijeda/31.	3231	subota/6.	4545	3208	588	3780	3842	3796
	II	4	8	15	369	srijeda/31.	3329	ponedjeljak/8.	4517	3308	580	3812	4106	3888
	I+II	2	20	15	611	srijeda/31.	6560	subota/6.	9028	6515	1168	7592	7947	7684
Septembar	I	2	4	17	287	nedjelja/25.	3035	petak/30.	3905	2945	391	3355	3282	3336
	II	4	4	15	328	srijeda/28.	3056	petak/30.	3725	2970	392	3354	3386	3363
	I+II	4	13	17	547	srijeda/28.	6098	petak/30.	7630	5915	783	6709	6668	6698
Oktobar	I	2	3	17	284	utorak/25.	2891	subota/1.	3915	2867	373	3171	3386	
	II	3	3	15	347	utorak/25.	2842	subota/1.	3770	2878	368	3175	3397	
	I+II	2	10	17	558	utorak/25.	5733	subota/1.	7685	5745	741	6346	6782	
Novembar	I	3	2	16	300	srijeda/30.	2637	nedjelja/20.	3600	2785	356	3058	3157	
	II	3	4	15	355	nedjelja/27.	2662	nedjelja/20.	3803	2760	350	3013	3186	
	I+II	3	10	16	622	nedjelja/27.	5300	nedjelja/20.	7403	5545	706	6072	6343	
Decembar	I	3	2	16	325	nedjelja/11.	2325	subota/31.	3500	2609	295	2890	2937	
	II	2	2	15	362	nedjelja/11.	2297	nedjelja/18.	3448	2601	291	2895	2888	
	I+II	2	11	16	628	nedjelja/11.	4622	subota/31.	6793	5210	586	5784	5825	
Godina	I	3	2	15	555	srijeda/3.2.	1718	subota/23.7.	5234	2786	393	3174	3183	3545
	II	2	1	10	465	srijeda/3.2.	1717	subota/23.7.	5050	2804	383	3167	3232	3560
	I+II	2	7	15	781	srijeda/3.2.	3435	subota/23.7.	10284	5589	775	6340	6415	7105

BROJANJE VOZILA NA MREŽI PUTEVA U REPUBLICI SRPSKOJ – 2016. GODINA
VEHICLE COUNTING ON THE ROAD NETWORK OF THE REPUBLIC OF SRPSKA – YEAR 2016

TRAFFIC PARAMETERS

000031
 Tršić / 16+160,00
 M 19 (MI-115) / Šepak - Karakaj 3

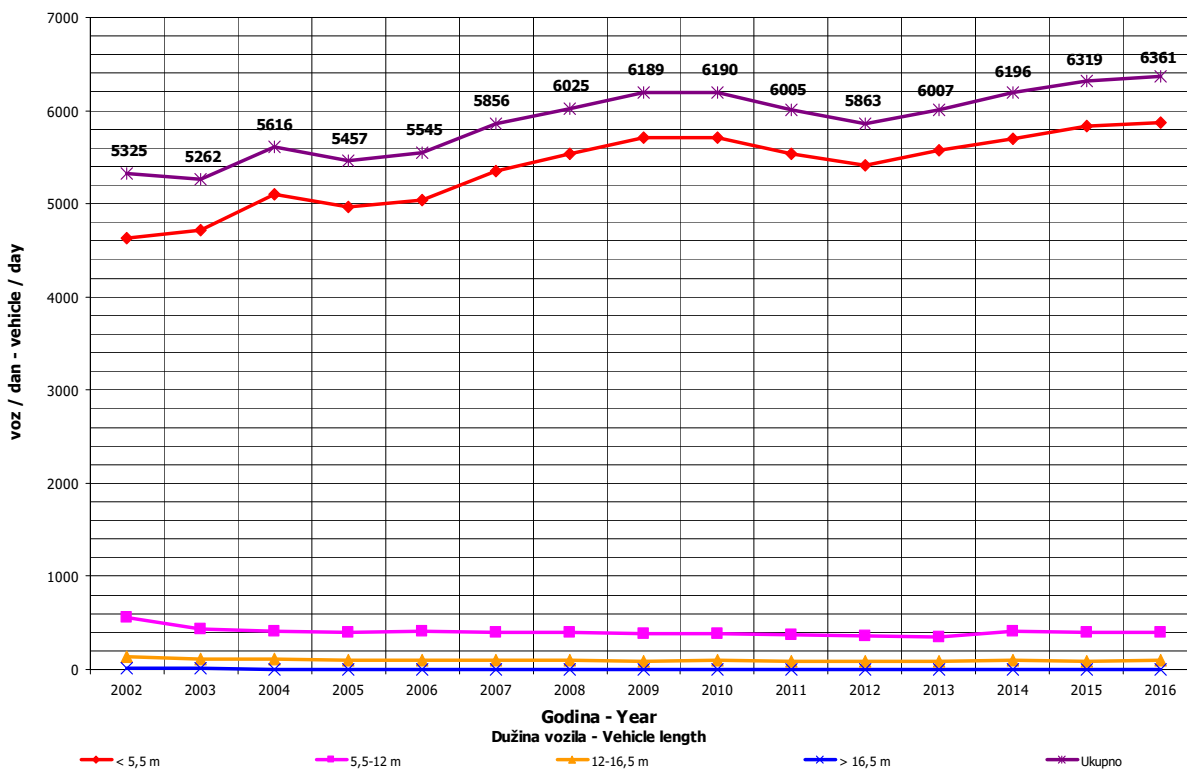
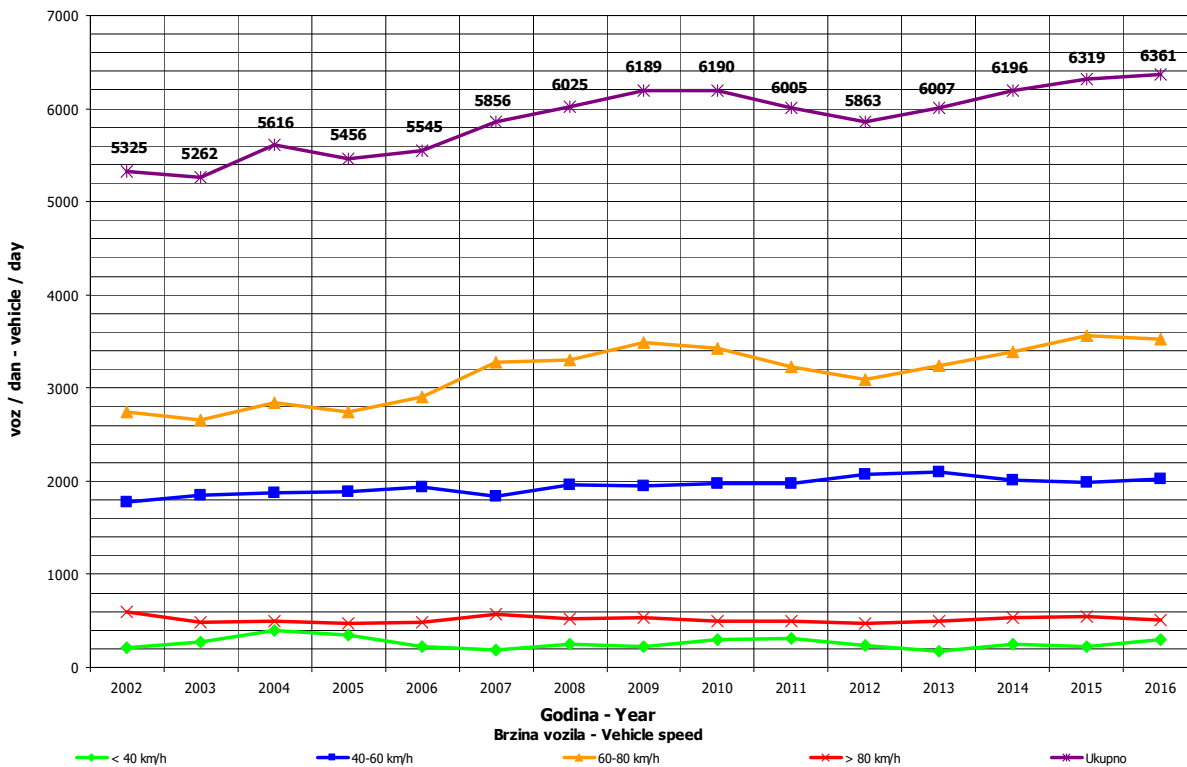
Automatic counter number
 Location / Mileage [km+m]
 Road number / Section

Month	Direction	minimum hour		maximum hour		minimum day		maximum day		veh/day	veh/h	veh/day	date/day	veh/day	day time average (5-21 h)	night average (21-05 h)	working day average	weekend average	summer average
		date/day	hour	date/day	hour	date/day	date/day	veh/day	veh/day										
January	I	19/Tuesday	1	4	5/Tuesday	10	280	1821	5/Tuesday	3595	2365	343	2861	2494					
	II	27/Wednesday	2	4	5/Tuesday	15	359	1899	20/Wednesday	3701	2411	357	2922	2556					
	I+II	13/Wednesday	2	11	5/Tuesday	12	599	3720	5/Tuesday	7100	4776	700	5784	5049					
February	I	2/Tuesday	3	4	13/Saturday	9	356	1718	3/Wednesday	3386	2409	262	2661	2697					
	II	10/Wednesday	2	1	24/Wednesday	15	322	1717	3/Wednesday	3327	2412	260	2640	2758					
	I+II	10/Wednesday	2	7	13/Saturday	9	618	3435	3/Wednesday	6713	4821	522	5301	5455					
March	I	9/Wednesday	2	3	31/Thursday	18	303	2074	9/Wednesday	4000	2513	267	2826	2648					
	II	23/Wednesday	2	2	31/Thursday	15	370	2094	9/Wednesday	3734	2520	260	2804	2713					
	I+II	2/Wednesday	2	7	31/Thursday	15	615	4168	9/Wednesday	7734	5033	527	5629	5361					
April	I	12/Tuesday	3	4	2/Saturday	15	294	2729	24/Sunday	3988	2786	370	3124	3220					
	II	6/Wednesday	3	5	8/Friday	15	374	2753	24/Sunday	4083	2806	361	3145	3212					
	I+II	6/Wednesday	3	12	29/Friday	16	598	5482	24/Sunday	7844	5593	731	6269	6432					
May	I	2/Monday	3	5	11/Wednesday	11	316	2919	1/Sunday	4347	2926	433	3396	3292					
	II	30/Monday	2	5	13/Friday	17	434	2703	6/Friday	4440	2932	426	3359	3357					
	I+II	10/Tuesday	2	14	13/Friday	17	647	5632	6/Friday	8787	5858	859	6755	6649					
June	I	7/Tuesday	2	4	5/Sunday	18	291	2557	22/Wednesday	3691	2829	413	3235	3261					
	II	16/Thursday	2	4	6/Monday	15	329	2597	22/Wednesday	3693	2831	396	3214	3264					
	I+II	16/Thursday	2	11	2/Thursday	15	575	5154	22/Wednesday	7384	5660	809	6449	6525					
July	I	7/Thursday	2	10	23/Saturday	15	555	3182	5/Tuesday	5234	3190	619	3728	3809					
	II	13/Wednesday	2	10	23/Saturday	10	465	3102	5/Tuesday	5050	3211	551	3665	3965					
	I+II	13/Wednesday	2	26	23/Saturday	15	781	6284	5/Tuesday	10284	6401	1170	7393	7944					
August	I	16/Tuesday	2	7	12/Friday	18	298	3231	31/Wednesday	4545	3208	588	3780	3796					
	II	9/Tuesday	4	8	3/Wednesday	15	369	3329	31/Wednesday	4517	3308	580	3812	4106					
	I+II	16/Tuesday	2	20	1/Monday	15	611	6560	31/Wednesday	9028	6515	1168	7592	7947					
September	I	28/Wednesday	2	4	30/Friday	17	287	3035	25/Sunday	3905	2945	391	3355	3282					
	II	22/Thursday	4	4	26/Monday	15	328	3056	28/Wednesday	3725	2970	392	3354	3363					
	I+II	22/Thursday	4	13	30/Friday	17	547	6098	28/Wednesday	7630	5915	783	6709	6668					
October	I	11/Tuesday	2	3	30/Sunday	17	284	2891	25/Tuesday	3915	2867	373	3171	3386					
	II	25/Tuesday	3	3	14/Friday	15	347	2842	25/Tuesday	3770	2878	368	3175	3397					
	I+II	11/Tuesday	2	10	30/Sunday	17	558	5733	25/Tuesday	7685	5745	741	6346	6782					
November	I	28/Monday	3	2	20/Sunday	16	300	2637	30/Wednesday	3600	2785	356	3058	3157					
	II	3/Thursday	3	4	20/Sunday	15	355	2662	27/Sunday	3803	2760	350	3013	3186					
	I+II	28/Monday	3	10	20/Sunday	16	622	5300	27/Sunday	7403	5545	706	6072	6343					
December	I	9/Friday	3	2	18/Sunday	16	325	2325	11/Sunday	3500	2609	295	2890	2937					
	II	15/Thursday	2	2	23/Friday	15	362	2297	11/Sunday	3448	2601	291	2895	2888					
	I+II	1/Thursday	2	11	18/Sunday	16	628	4622	11/Sunday	6793	5210	586	5784	5825					
Year	I	November 28/Monday	3	2	July 23/Saturday	15	555	1718	February 3/Wednesday	5234	2786	393	3174	3183					
	II	February 10/Wednesday	2	1	July 23/Saturday	10	465	1717	February 3/Wednesday	5050	2804	383	3167	3232					
	I+II	February 10/Wednesday	2	7	July 23/Saturday	15	781	3435	February 3/Wednesday	10284	5589	775	6340	6415					

GODIŠNJA NERAVNOMJERNOST SAOBRAĆAJNOG TOKA TRAFFIC FLOW ANNUAL VARIATION

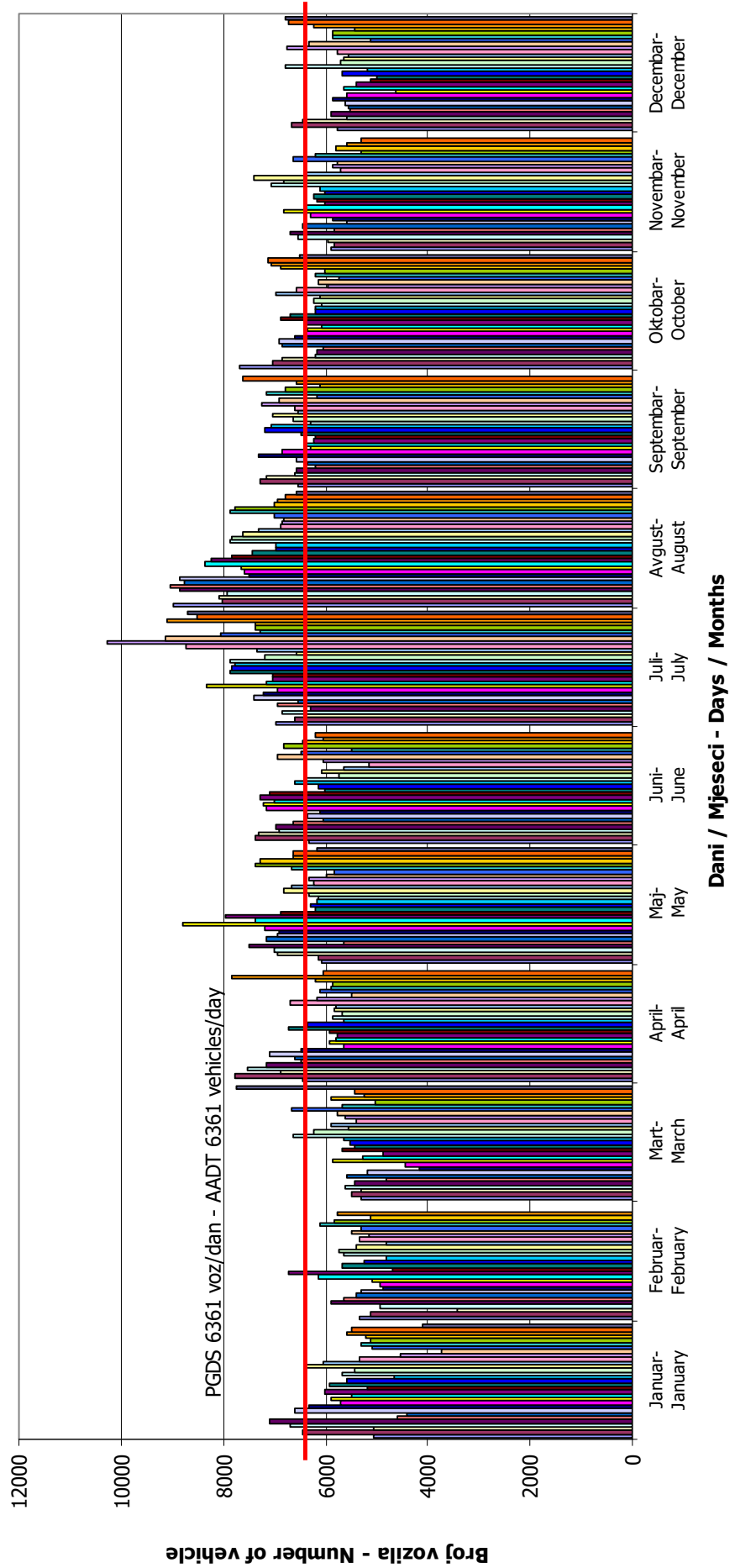
Automatski brojač broj - Automatic counter number
 Lokalizet - Location / Stacionaža - Mileage [km+m]
 Broj puta - Road number / Dionica - Section

000031
 Tršić / 16+160,00
 M 19 (MI-115) / Šepak - Karakaj 3



**DNEVNA NERAVNOMJERNOST SAOBRAĆAJNOG TOKA
 TRAFFIC FLOW DAILY VARIATION**

Automatski brojač broj - Automatic counter number 000031
 Lokalizet - Location / Stacionaža - Mileage [km+mm] Tršić / 16+160,00
 Broj puta - Road number/ Dionica - Section M 19 (MI-115) / Šepak - Karakaj 3

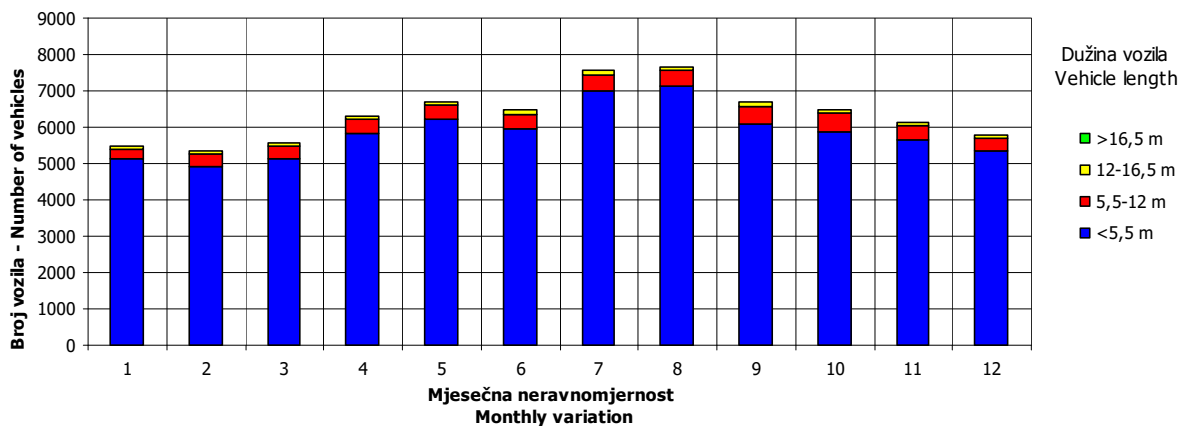
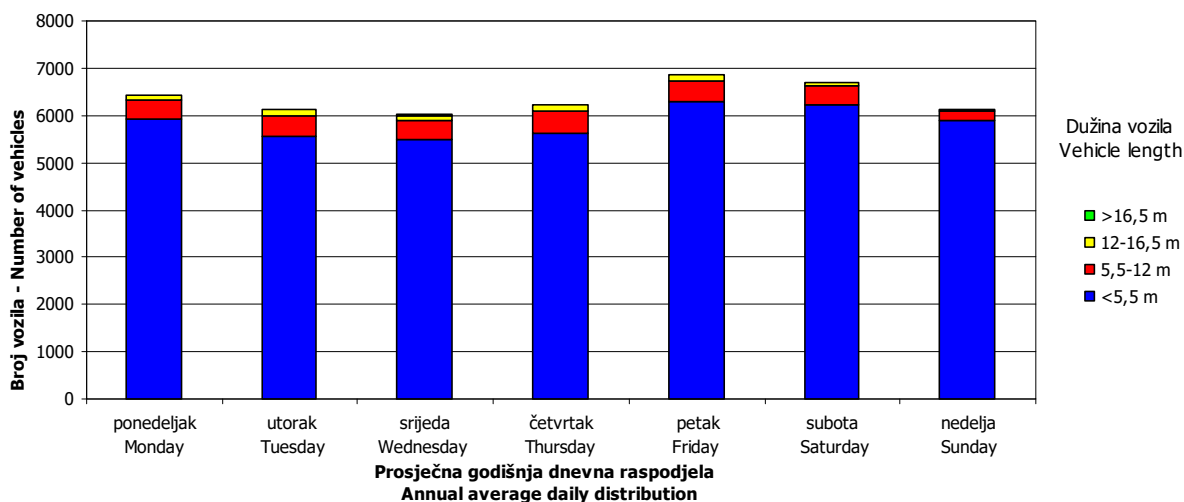
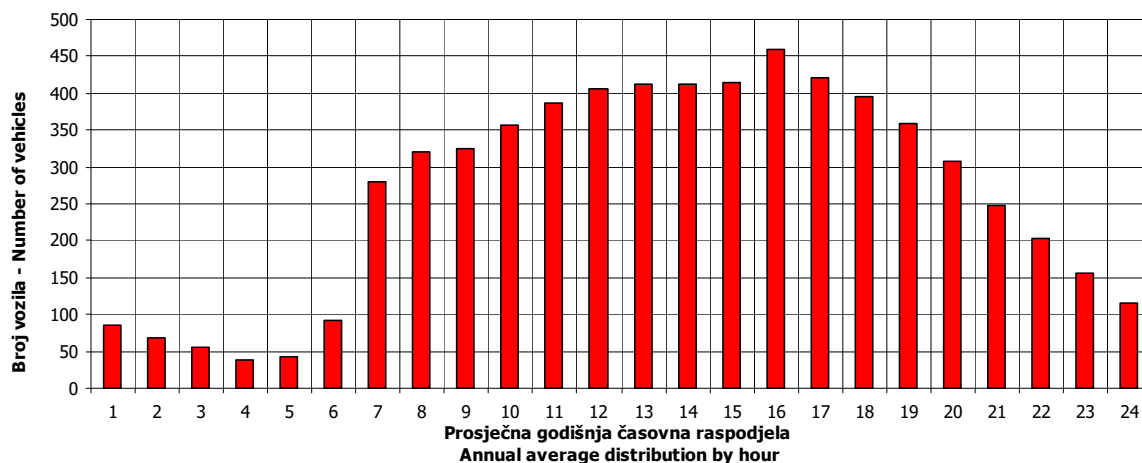


VREMENSKA RASPODJELA SAOBRAĆAJNOG TOKA TRAFFIC FLOW TIME DISTRIBUTION

Automatski brojač broj - Automatic counter number
 Lokalizet - Location / Stacionaža - Mileage [km+m]
 Broj puta - Road number / Dionica - Section

000031
 Tršić / 16+160,00
 M 19 (MI-115) / Šepak - Karakaj 3

PGDS 6361 voz/dan AADT 6361 veh/day

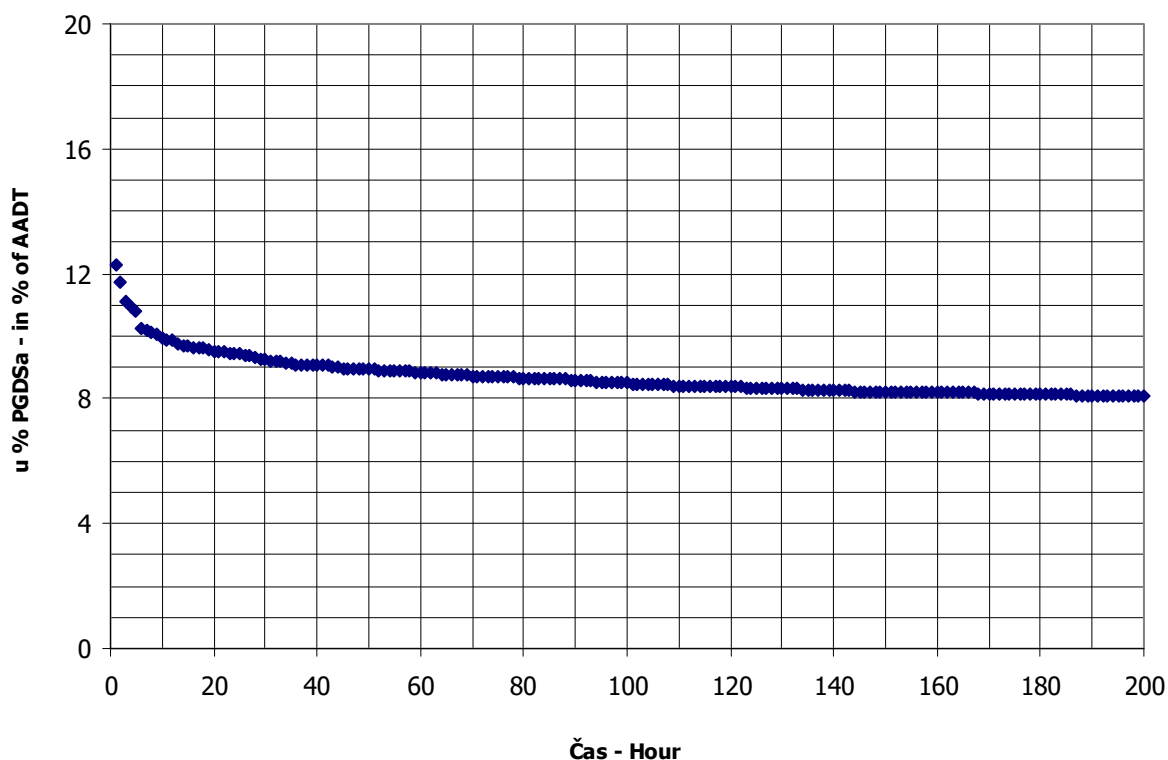


SATNA DISTRIBUCIJA SAOBRAĆAJNOG TOKA
TRAFFIC FLOW HOURLY DISTRIBUTION

Automatski brojač broj - Automatic counter number
 Lokalitet - Location / Stacionaža - Mileage [km+m]
 Broj puta - Road number / Dionica - Section

000031
 Tršić / 16+160,00
 M 19 (MI-115) / Šepak - Karakaj 3

PGDS - AADT	6361 voz/dan - veh/day							
Čas - Hour	Maksimalni vršni sat - Maximum peak hour	10	20	30	40	50	100	200
Sat u danu - Hour of day	15	16	15	12	14	15	16	10
Sat u godini - Hour in year	4912	3161	5296	4933	111	8584	6905	107
Dan - Day of week	subota - Saturday	srijeda - Wednesday	ponedeljak - Monday	nedelja - Sunday	utorak - Tuesday	petak - Friday	petak - Friday	utorak - Tuesday
Datum - Date	23	11	8	24	5	23	14	5
Mjesec - Month	juli - July	maj - May	avgust - August	juli - July	januar - January	decembar - December	oktobar - October	januar - January
Vrijednost - Value	781	631	605	589	577	569	540	514
% - percent	12.28	9.92	9.51	9.26	9.07	8.94	8.49	8.08



AUTOMATSKI BROJAČ UNIŠTEN
AUTOMATIC COUNTER DESTROYED

BROJANJE VOZILA NA MREŽI PUTEVA U REPUBLICI SRPSKOJ – 2016. GODINA
VEHICLE COUNTING ON THE ROAD NETWORK OF THE REPUBLIC OF SRPSKA – YEAR 2016

MJESEČNI BROJ VOZILA
MONTHLY NUMBER OF VEHICLES

Automatski brojač broj - Automatic counter number
 Lokalitet - Location / Stacionaža - Mileage [km+m]
 Broj puta - Road number / Dionica - Section

000033
 Dušanovo / 5+478,00
 M 19 (MI-115) / Konjević Polje - Milići

	Mjesec - Month											
	Januar- January	Februar- February	Mart- March	April- April	Maj- May	Jun- June	Juli- July	August- August	Septembar- September	Oktober- October	Novembar- November	Decembar- December
1	1536	1613	2269	2882	2536	2370	3111	4016	3042	3172	2768	2772
2	2397	1678	2267	2434	3049	2729	2740	3680	3544	2579	2709	2828
3	1970	1830	2231	2472	2808	2840	2948	3671	3196	2855	2759	2673
4	2285	2064	2340	3186	3157	2767	3077	3767	3014	2639	3313	2521
5	2721	2620	2118	2999	2824	2458	2888	4105	3131	2569	3036	2512
6	1564	2509	1913	2905	3432	2517	3232	4427	2958	2848	2743	2385
7	1315	1683	2023	2741	3438	2607	3100	4114	3274	3216	2696	2438
8	2438	1822	1989	3025	2580	2570	3975	4083	3217	2760	2489	2448
9	2541	1984	1744	2672	2855	2780	4532	3699	3759	3269	2420	2293
10	2360	2079	1872	2477	2834	3083	5491	3660	3202	2781	2636	2186
11	2208	1920	2320	2661	3165	2795	4029	3669	3205	2878	2887	1616
12	2397	2374	2000	2451	2956	2671	3651	4048	3054	2725	2755	2130
13	2442	1518	1982	2633	3176	2643	3539	4372	3019	2962	2467	2270
14	2041	1654	2266	2633	2742	3189	3609	4262	3005	3297	2643	1991
15	2617	2196	2294	3059	2597	2639	3944	3599	3019	2852	2483	1958
16	2511	1907	2370	2446	2811	2771	3667	3458	3452	2827	2605	2350
17	1920	1966	2552	2322	2469	3125	4030	3553	3301	2930	2676	1837
18	2302	2200	2885	2479	2467	3080	3741	3861	2987	2631	3005	2138
19	2055	2444	2497	2576	2633	3051	3523	3996	3122	2776	2719	2198
20	2626	2189	2203	2515	3041	2837	3397	3758	3126	2832	2559	2259
21	2611	1790	2383	2623	2777	2738	3443	3669	3198	3160	2796	2298
22	2400	2266	2210	3041	2642	2570	3982	3368	3131	2735	2821	2382
23	1895	1933	2363	2692	2847	2897	3879	3597	3508	2330	2574	2683
24	1611	2345	2465	2367	2901	3575	3899	3317	3143	2643	2395	2306
25	2055	2455	3091	2628	2607	3148	3860	3207	2861	2696	3030	1652
26	2043	2539	1841	2473	2782	2868	3609	3871	3233	2708	3006	1958
27	1494	2369	2331	2612	3166	3269	3511	3494	2784	2748	2561	2148
28	1554	2026	2536	2853	2865	2968	3738	3652	3043	3261	2761	2304
29	1969	2530	2503	4019	2566	2958	4488	3371	3055	2881	2759	2313
30	1785		1972	2756	2569	3064	4302	3189	3324	2798	2690	2587
31	1411		3397		2531		4280	3016		2859		2289
Ukupno- Total	65001	60478	71225	81656	87813	85588	115278	115618	94906	88190	81760	70698
Prosjek- Average	2097	2085	2298	2722	2833	2853	3719	3730	3164	2845	2725	2281
	Godišnji prosjek (PGDS) - Annual average (AADT)											2782

BROJANJE VOZILA NA MREŽI PUTEVA U REPUBLICI SRPSKOJ – 2016. GODINA
VEHICLE COUNTING ON THE ROAD NETWORK OF THE REPUBLIC OF SRPSKA – YEAR 2016

STRUKTURA SAOBRAĆAJNOG TOKA
TRAFFIC FLOW COMPOSITION

Automatski brojač broj - Automatic counter number
 Lokalitet - Location / Stacionaža - Mileage [km+m]
 Broj puta - Road number / Dionica - Section

000033
 Dušanovo / 5+478,00
 M 19 (MI-115) / Konjević Polje - Milići

Mjesec - Month	Smjer - Direction	Dužina vozila - Vehicle length								Ukupno - Total
		< 5,5 m	(%)	5,5 - 12 m	(%)	12 - 16,5 m	(%)	< 16,5 m	(%)	
Januar - January	I	27646	86.5	3703	11.6	526	1.6	70	0.2	31945
	II	28561	86.4	3906	11.8	584	1.8	5	0.0	33056
	ukupno - total	56207	86.5	7609	11.7	1110	1.7	75	0.1	65001
Februar - February	I	25276	85.0	3772	12.7	613	2.1	75	0.3	29736
	II	26091	84.9	4013	13.1	628	2.0	11	0.0	30742
	ukupno - total	51367	84.9	7785	12.9	1240	2.1	86	0.1	60478
Mart - March	I	29260	83.0	4871	13.8	1023	2.9	116	0.3	35270
	II	30110	83.7	4912	13.7	920	2.6	12	0.0	35955
	ukupno - total	59370	83.4	9783	13.7	1943	2.7	128	0.2	71225
April - April	I	33968	84.7	4979	12.4	1074	2.7	80	0.2	40101
	II	35490	85.4	5079	12.2	980	2.4	7	0.0	41555
	ukupno - total	69457	85.1	10058	12.3	2053	2.5	87	0.1	81656
Maj - May	I	35529	82.3	6201	14.4	1241	2.9	178	0.4	43149
	II	36927	82.7	6571	14.7	1153	2.6	14	0.0	44664
	ukupno - total	72455	82.5	12771	14.5	2394	2.7	193	0.2	87813
Juni - June	I	34864	82.6	5970	14.1	1227	2.9	134	0.3	42196
	II	35803	82.5	6413	14.8	1161	2.7	16	0.0	43393
	ukupno - total	70667	82.6	12383	14.5	2388	2.8	150	0.2	85588
Juli - July	I	50727	87.6	5744	9.9	1340	2.3	94	0.2	57906
	II	50275	87.6	5854	10.2	1226	2.1	17	0.0	57372
	ukupno - total	101003	87.6	11598	10.1	2566	2.2	111	0.1	115278
Avgust - August	I	47221	85.3	6396	11.6	1594	2.9	125	0.2	55337
	II	52190	86.6	6728	11.2	1349	2.2	14	0.0	60281
	ukupno - total	99411	86.0	13124	11.4	2943	2.5	139	0.1	115618
Septembar - September	I	36284	79.5	7632	16.7	1617	3.5	118	0.3	45652
	II	39804	80.8	7963	16.2	1468	3.0	19	0.0	49254
	ukupno - total	76088	80.2	15596	16.4	3085	3.3	137	0.1	94906
Oktobar - October	I	34583	81.8	6331	15.0	1243	2.9	131	0.3	42289
	II	37394	81.5	6997	15.2	1491	3.2	20	0.0	45901
	ukupno - total	71977	81.6	13328	15.1	2734	3.1	151	0.2	88190
Novembar - November	I	32342	80.9	6261	15.7	1238	3.1	125	0.3	39967
	II	34002	81.4	6486	15.5	1281	3.1	24	0.1	41794
	ukupno - total	66344	81.1	12747	15.6	2520	3.1	149	0.2	81760
Decembar - December	I	29129	82.9	4959	14.1	998	2.8	38	0.1	35124
	II	29831	83.9	4775	13.4	929	2.6	39	0.1	35574
	ukupno - total	58959	83.4	9734	13.8	1927	2.7	77	0.1	70698
Ukupno (godišnje) - Total (annual)	I	416829	83.6	66819	13.4	13735	2.8	1287	0.3	498671
	II	436477	84.0	69696	13.4	13170	2.5	199	0.0	519541
	ukupno - total	853306	83.8	136515	13.4	26905	2.6	1486	0.1	1018212
Prosjek (PGDS) - Average (AADT)	I	1139	83.6	183	13.4	38	2.8	4	0.3	1362
	II	1193	84.0	190	13.4	36	2.5	1	0.0	1420
	ukupno - total	2331	83.8	373	13.4	74	2.6	4	0.1	2782

BRONANJE VOZILA NA MREŽI PUTEVA U REPUBLICI SRPSKOJ – 2016. GODINA
VEHICLE COUNTING ON THE ROAD NETWORK OF THE REPUBLIC OF SRPSKA – YEAR 2016

SAOBRAĆAJNI POKAZATELJI

Automatski brojač broj
 Lokalizet / Stacionaža [km+m]
 Broj puta / Dionica

000033

Dušanovo / 5+478,00

M 19 (MI-115) / Konjević Polje - Milići

Mjesec	Snjir	minimalni čas		maksimalni čas		minimalni dan		maksimalni dan		dnevni prosjek (05-21 h)	noćni prosjek (21-05 h)	prosjek radnim danom	prosjek vikendom	ljetni prosjek
		datum/dan	čas	voz/h	datum/dan	čas	voz/h	datum/dan	voz/dan					
Januar	I	utorak/5.	1	1	subota/2.	15	150	četvrtak/7.	630	1386	949	1105	930	
	II	nedjelja/17.	3	0	nedjelja/10.	15	152	četvrtak/7.	685	1412	989	1132	979	
	I+II	utorak/26.	3	3	nedjelja/10.	15	256	četvrtak/7.	1315	2721	1938	2237	1909	
Februar	I	utorak/2.	0	1	subota/6.	9	192	nedjelja/7.	692	1379	949	1057	945	
	II	utorak/2.	0	1	petak/26.	15	149	subota/13.	736	1399	993	1075	1023	
	I+II	utorak/2.	0	2	subota/6.	9	272	subota/13.	1518	2620	1942	2132	1967	
Mart	I	utorak/15.	0	1	četvrtak/31.	18	139	srijeda/9.	854	1746	1046	1179	1021	
	II	nedjelja/6.	3	0	petak/18.	15	130	srijeda/9.	890	1651	1083	1184	1090	
	I+II	srijeda/9.	3	2	četvrtak/31.	15	266	srijeda/9.	1744	3397	2129	2363	2111	
April	I	četvrtak/21.	0	1	petak/29.	16	194	nedjelja/17.	1128	1897	1213	1352	1306	
	II	ponedjeljak/11.	3	0	ponedjeljak/4.	12	187	subota/2.	1148	2122	1276	1397	1360	
	I+II	srijeda/6.	3	5	petak/29.	16	380	nedjelja/17.	2322	4019	2489	2749	2666	
Maj	I	ponedjeljak/30.	23	1	ponedjeljak/2.	16	183	utorak/17.	1208	1627	1250	1410	1359	
	II	srijeda/25.	2	1	petak/13.	14	168	srijeda/18.	1220	1811	1316	1448	1427	
	I+II	četvrtak/12.	0	6	petak/20.	14	313	srijeda/18.	2467	3438	2566	2859	2786	
Juni	I	srijeda/1.	23	1	subota/18.	12	162	srijeda/1.	1170	1765	1241	1410	1397	1406
	II	ponedjeljak/6.	2	2	subota/18.	10	165	srijeda/1.	1200	1810	1303	1442	1458	1446
	I+II	srijeda/1.	1	5	petak/24.	13	280	srijeda/1.	2370	3575	2544	2852	2855	2853
Juli	I	četvrtak/7.	2	6	nedjelja/10.	20	387	subota/2.	1429	3165	1577	1807	1994	1867
	II	srijeda/6.	3	4	nedjelja/17.	14	271	subota/2.	1311	2669	1633	1786	1983	1849
	I+II	četvrtak/7.	2	11	nedjelja/10.	20	479	subota/2.	2740	5491	3210	3593	3977	3717
Avgust	I	četvrtak/25.	3	5	subota/6.	15	173	srijeda/31.	1444	2250	1500	1755	1870	1785
	II	četvrtak/4.	3	4	subota/13.	18	199	srijeda/31.	1572	2296	1703	1888	2099	1943
	I+II	utorak/30.	1	15	subota/6.	11	320	srijeda/31.	3016	4427	3202	3644	3969	3727
Septembar	I	nedjelja/18.	4	2	petak/9.	16	157	utorak/27.	1334	1744	1354	1535	1486	1522
	II	utorak/13.	2	1	petak/9.	17	165	utorak/27.	1450	2015	1491	1647	1628	1642
	I+II	petak/16.	2	7	petak/9.	16	321	utorak/27.	2784	3759	2845	3182	3114	3164
Oktobar	I	nedjelja/23.	4	2	nedjelja/16.	16	152	nedjelja/23.	1080	1610	1236	1367	1361	
	II	srijeda/5.	3	1	nedjelja/9.	16	233	nedjelja/23.	1250	1732	1354	1491	1459	
	I+II	srijeda/26.	3	5	nedjelja/9.	16	363	nedjelja/23.	2330	3297	2591	2858	2820	
Novembar	I	četvrtak/3.	2	1	srijeda/2.	16	164	nedjelja/27.	1148	1623	1211	1338	1319	
	II	petak/4.	3	2	ponedjeljak/21.	15	158	četvrtak/24.	1197	1690	1282	1382	1419	
	I+II	četvrtak/10.	3	6	srijeda/2.	16	283	četvrtak/24.	2395	3313	2494	288	2720	2738
Decembar	I	srijeda/7.	2	2	nedjelja/4.	15	145	nedjelja/11.	828	1388	1045	1159	1071	
	II	ponedjeljak/12.	2	1	petak/2.	15	149	nedjelja/11.	788	1441	1062	1182	1064	
	I+II	srijeda/21.	2	3	nedjelja/4.	15	271	nedjelja/11.	1616	2828	2107	2341	2135	
Godina	I	utorak/5.1.	1	1	nedjelja/10.7.	20	387	četvrtak/7.1.	630	3165	1214	1373	1338	1645
	II	nedjelja/17.1.	3	0	nedjelja/17.7.	14	271	četvrtak/7.1.	685	2669	1291	1421	1416	1720
	I+II	utorak/2.2.	0	2	nedjelja/10.7.	20	479	četvrtak/7.1.	1315	5491	2505	2794	2754	3365

BROJANJE VOZILA NA MREŽI PUTEVA U REPUBLICI SRPSKOJ – 2016. GODINA
VEHICLE COUNTING ON THE ROAD NETWORK OF THE REPUBLIC OF SRPSKA – YEAR 2016

TRAFFIC PARAMETERS

Automatic counter number
 Location / Mileage [km+m]
 Road number / Section

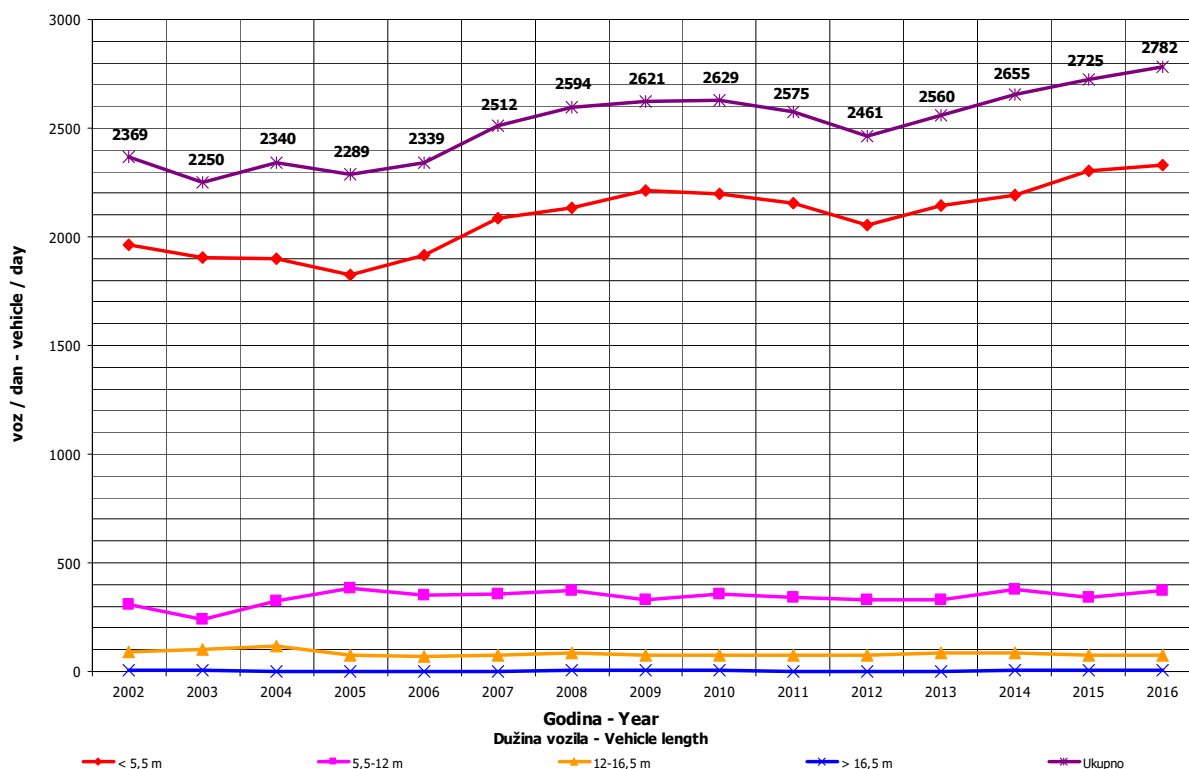
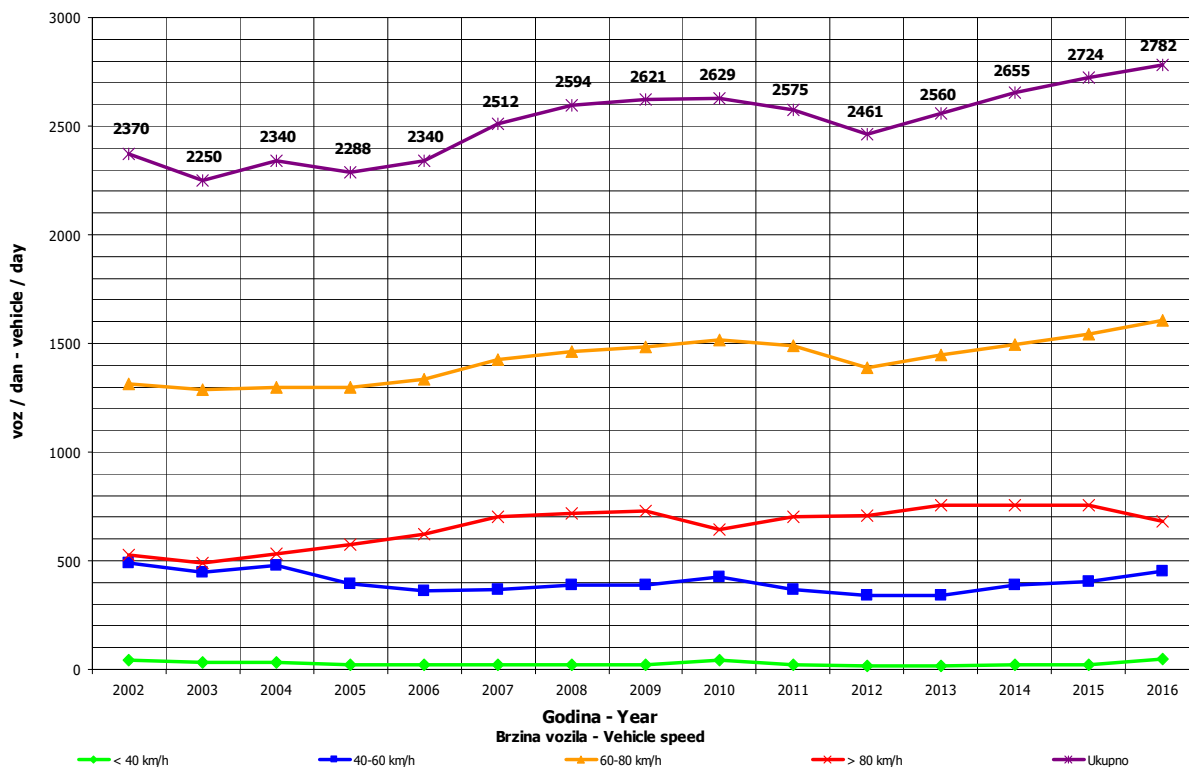
000033
 Dušanovo / 5+478,00
 M 19 (MI-115) / Konjević Polje - Milići

Month	Direction	minimum hour		maximum hour		veh/day	minimum day		maximum day		day time average (5-21 h)	night average (21-05 h)	working day average	weekend average	summer average
		date/day	hour	veh/h	date/day		hour	veh/h	date/day	veh/day					
January	I	5/Tuesday	1	1	2/Saturday	15	150	7/Thursday	630	5/Tuesday	1386	949	83	1105	930
	II	17/Sunday	3	0	10/Sunday	15	152	7/Thursday	685	9/Saturday	1412	989	79	1132	979
	I+II	26/Tuesday	3	3	10/Sunday	15	256	7/Thursday	1315	5/Tuesday	2721	1938	161	2237	1909
February	I	2/Tuesday	0	1	6/Saturday	9	192	7/Sunday	692	5/Friday	1379	949	77	1057	945
	II	2/Tuesday	0	1	26/Friday	15	149	13/Saturday	736	26/Friday	1399	993	68	1075	1023
	I+II	2/Tuesday	0	2	6/Saturday	9	272	13/Saturday	1518	5/Friday	2620	1942	145	2132	1967
March	I	15/Tuesday	0	1	31/Thursday	18	139	9/Wednesday	854	31/Thursday	1746	1046	92	1179	1021
	II	6/Sunday	3	0	18/Friday	15	130	9/Wednesday	890	31/Thursday	1651	1083	77	1184	1090
	I+II	9/Wednesday	3	2	31/Thursday	15	266	9/Wednesday	1744	31/Thursday	3397	2129	169	2363	2111
April	I	21/Thursday	0	1	29/Friday	16	194	17/Sunday	1128	29/Friday	1897	1213	124	1352	1306
	II	11/Monday	3	0	4/Monday	12	187	2/Saturday	1148	29/Friday	2122	1276	108	1397	1360
	I+II	6/Wednesday	3	5	29/Friday	16	380	17/Sunday	2322	29/Friday	4019	2489	232	2749	2666
May	I	30/Monday	23	1	2/Monday	16	183	17/Sunday	1208	7/Saturday	1627	1250	142	1410	1359
	II	25/Wednesday	2	1	13/Friday	14	168	18/Wednesday	1220	7/Saturday	1811	1316	125	1448	1427
	I+II	12/Thursday	0	6	20/Friday	14	313	18/Wednesday	2467	7/Saturday	3438	2566	267	2859	2786
June	I	1/Wednesday	23	1	18/Saturday	12	162	1/Wednesday	1170	24/Friday	1765	1241	166	1410	1397
	II	6/Monday	2	2	18/Saturday	10	165	1/Wednesday	1200	24/Friday	1810	1303	143	1442	1458
	I+II	1/Wednesday	1	5	24/Friday	13	280	1/Wednesday	2370	24/Friday	3575	2544	309	2852	2853
July	I	7/Thursday	2	6	10/Sunday	20	387	2/Saturday	1429	10/Sunday	3165	1577	290	1807	1867
	II	6/Wednesday	3	4	17/Sunday	14	271	2/Saturday	1311	9/Saturday	2669	1633	216	1786	1983
	I+II	7/Thursday	2	11	10/Sunday	20	479	2/Saturday	2740	10/Sunday	5491	3210	506	3593	3977
August	I	25/Thursday	3	5	6/Saturday	15	173	31/Wednesday	1444	6/Saturday	2250	1500	285	1755	1870
	II	4/Thursday	3	4	13/Saturday	18	199	31/Wednesday	1572	13/Saturday	2296	1703	240	1888	2099
	I+II	30/Tuesday	1	15	6/Saturday	11	320	31/Wednesday	3016	6/Saturday	4427	3202	525	3644	3969
September	I	18/Sunday	4	2	9/Friday	16	157	27/Tuesday	1334	9/Friday	1744	1354	168	1535	1486
	II	13/Tuesday	2	1	9/Friday	17	165	27/Tuesday	1450	9/Friday	2015	1491	150	1647	1642
	I+II	16/Friday	2	7	9/Friday	16	321	27/Tuesday	2784	9/Friday	3759	2845	318	3182	3114
October	I	23/Sunday	4	2	16/Sunday	16	152	23/Sunday	1080	9/Sunday	1610	1236	129	1367	1361
	II	5/Wednesday	3	1	9/Sunday	16	233	23/Sunday	1250	14/Friday	1732	1354	127	1491	1459
	I+II	26/Wednesday	3	5	9/Sunday	16	363	23/Sunday	2330	14/Friday	3297	2591	255	2858	2820
November	I	3/Thursday	2	1	2/Wednesday	16	164	27/Sunday	1148	4/Friday	1623	1211	149	1338	1319
	II	4/Friday	3	2	21/Monday	15	158	24/Thursday	1197	4/Friday	1690	1282	139	1382	1419
	I+II	10/Thursday	3	6	2/Wednesday	16	283	24/Thursday	2395	4/Friday	3313	2494	288	2720	2738
December	I	7/Wednesday	2	2	4/Sunday	15	145	11/Sunday	828	2/Friday	1388	1045	89	1159	1071
	II	12/Monday	2	1	2/Friday	15	149	11/Sunday	788	1/Thursday	1441	1062	86	1182	1064
	I+II	21/Wednesday	2	3	4/Sunday	15	271	11/Sunday	1616	2/Friday	2828	2107	175	2341	2135
Year	I	January 5/Tuesday	1	1	July 10/Sunday	20	387	January 7/Thursday	630	July 10/Sunday	3165	1214	149	1373	1338
	II	January 17/Sunday	3	0	July 17/Sunday	14	271	January 7/Thursday	685	July 9/Saturday	2669	1291	130	1421	1416
	I+II	February 2/Tuesday	0	2	July 10/Sunday	20	479	January 7/Thursday	1315	July 10/Sunday	5491	2505	279	2794	2754

GODIŠNJA NERAVNOMJERNOST SAOBRAĆAJNOG TOKA TRAFFIC FLOW ANNUAL VARIATION

Automatski brojač broj - Automatic counter number
 Lokalizet - Location / Stacionaža - Mileage [km+m]
 Broj puta - Road number / Dionica - Section

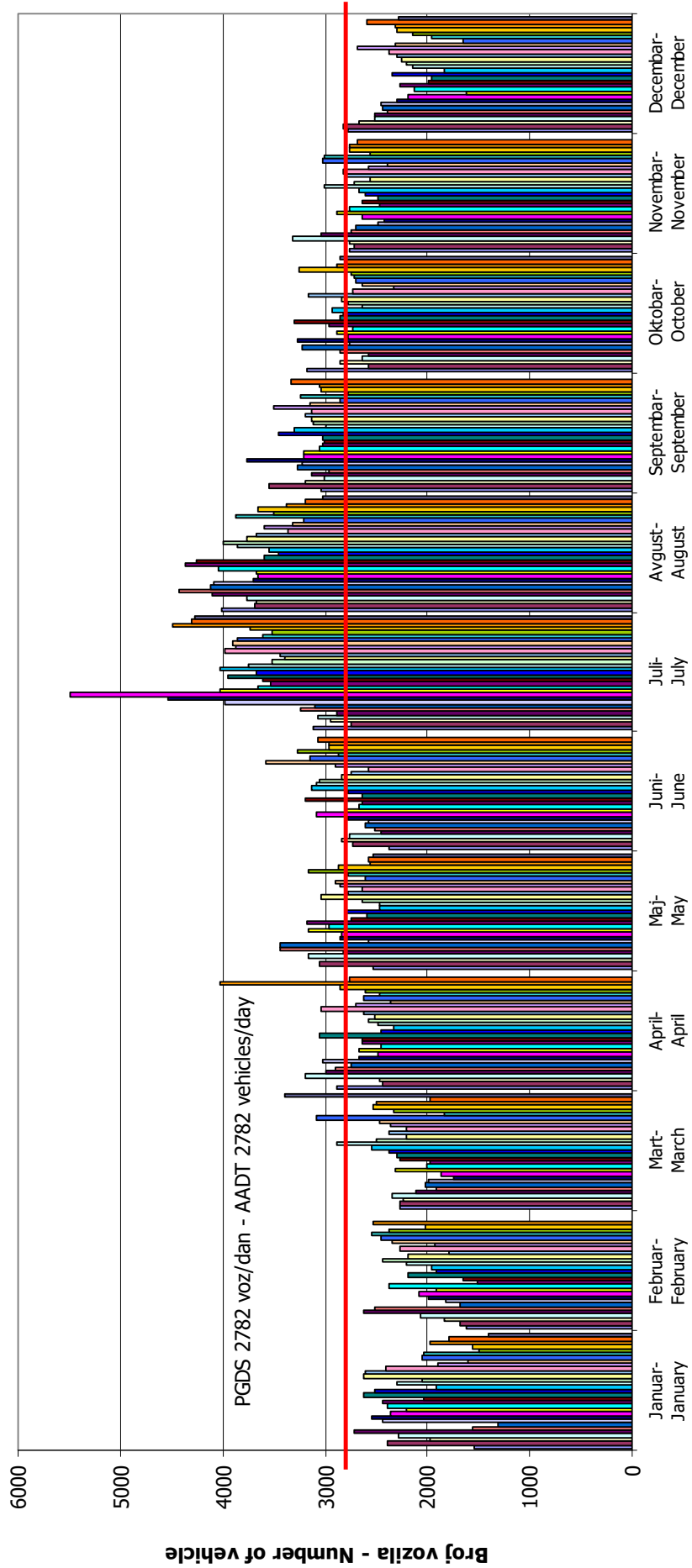
000033
 Dušanovo / 5+478,00
 M 19 (MI-115) / Konjević Polje - Milići



**DNEVNA NERAVNOMJERNOST SAOBRAĆAJNOG TOKA
 TRAFFIC FLOW DAILY VARIATION**

Automatski brojač broj - Automatic counter number
 Lokalizet - Location / Stacionaža - Mileage [km+tm]
 Broj puta - Road number/ Dionica - Section

000033
 Dušanovo / 5+478,00
 M 19 (MI-115) / Konjević Polje - Milići

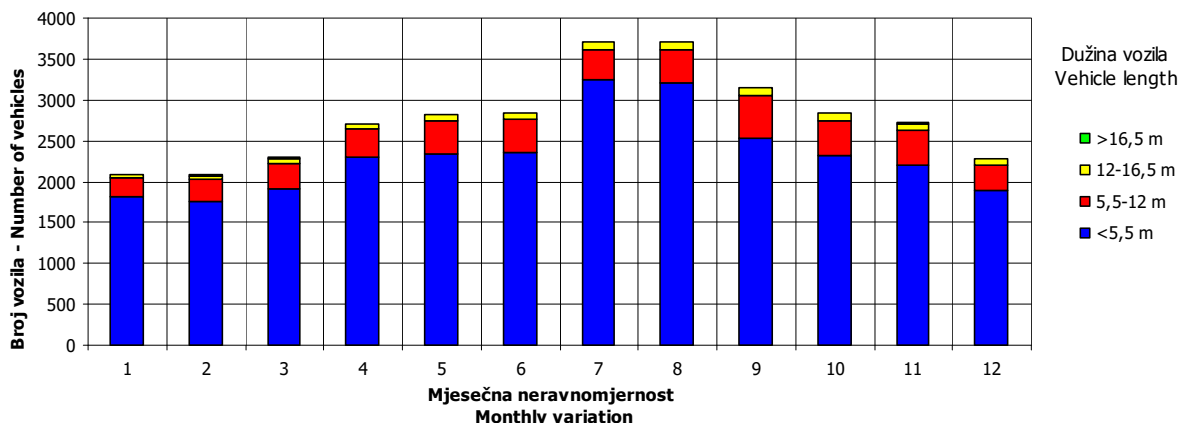
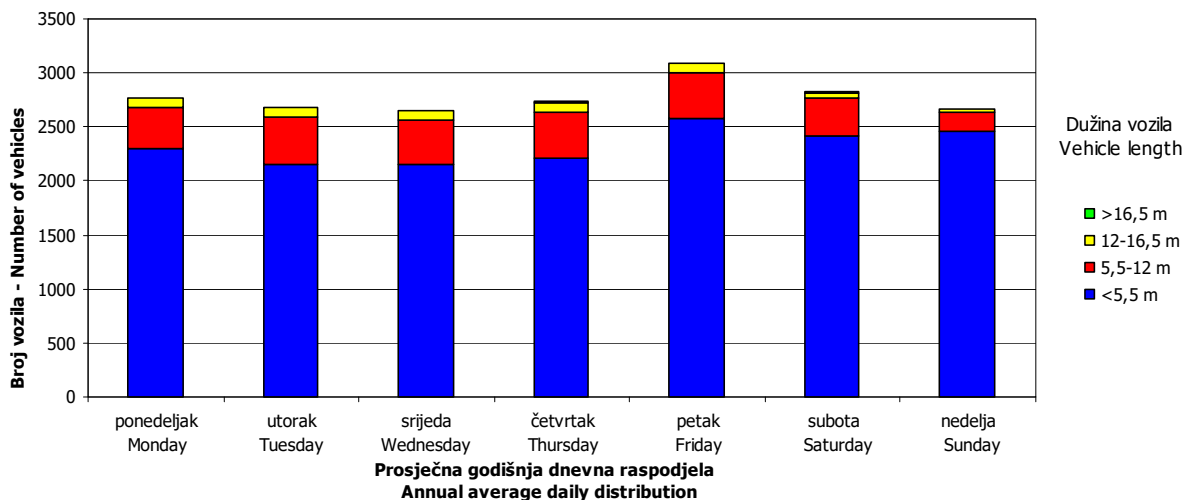
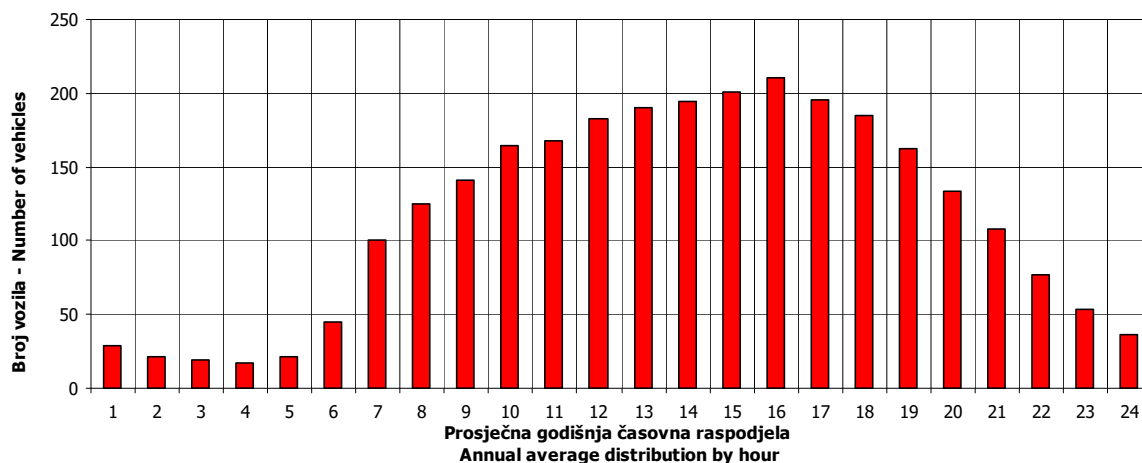


VREMENSKA RASPODJELA SAOBRAĆAJNOG TOKA TRAFFIC FLOW TIME DISTRIBUTION

Automatski brojač broj - Automatic counter number
 Lokalizet - Location / Stacionaža - Mileage [km+m]
 Broj puta - Road number / Dionica - Section

000033
 Dušanovo / 5+478,00
 M 19 (MI-115) / Konjević Polje - Milići

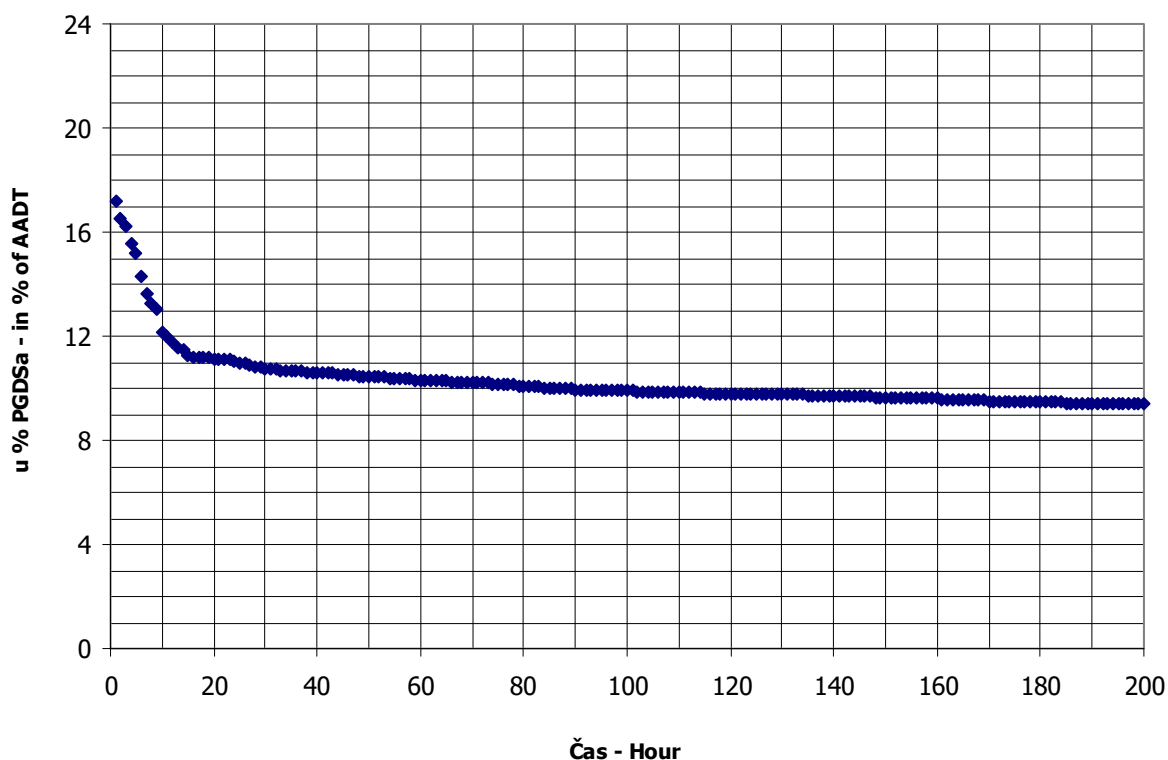
PGDS 2782 voz/dan AADT 2782 veh/day



SATNA DISTRIBUCIJA SAOBRAĆAJNOG TOKA TRAFFIC FLOW HOURLY DISTRIBUTION

Automatski brojač broj - Automatic counter number 000033
 Lokalitet - Location / Stacionaža - Mileage [km+m] Dušanovo / 5+478,00
 Broj puta - Road number / Dionica - Section M 19 (MI-115) / Konjević Polje - Milići

PGDS - AADT	2782 voz/dan - veh/day							
Čas - Hour	Maksimalni vršni sat - Maximum peak hour	10	20	30	40	50	100	200
Sat u danu - Hour of day	20	17	14	18	19	15	17	10
Sat u godini - Hour in year	4605	2874	3543	4579	5276	5080	6114	6923
Dan - Day of week	nedelja - Sunday	petak - Friday	petak - Friday	subota - Saturday	nedelja - Sunday	subota - Saturday	nedelja - Sunday	subota - Saturday
Datum - Date	10	29	27	9	7	30	11	15
Mjesec - Month	juli - July	april - April	maj - May	juli - July	avgust - August	juli - July	septembar - September	oktobar - October
Vrijednost - Value	479	337	310	299	295	291	276	261
% - percent	17.22	12.11	11.14	10.75	10.60	10.46	9.92	9.38



BROJANJE VOZILA NA MREŽI PUTEVA U REPUBLICI SRPSKOJ – 2016. GODINA
VEHICLE COUNTING ON THE ROAD NETWORK OF THE REPUBLIC OF SRPSKA – YEAR 2016

MJESEČNI BROJ VOZILA
MONTHLY NUMBER OF VEHICLES

Automatski brojač broj - Automatic counter number
 Lokalitet - Location / Stacionaža - Mileage [km+m]
 Broj puta - Road number / Dionica - Section

000034
 Žljebovi / 15+302,00
 M 19 (MI-115) / Han Pijesak 2 - Sokolac

	Mjesec - Month											
	Januar- January	Februar- February	Mart- March	April- April	Maj- May	Jun- June	Juli- July	August- August	Septembar- September	Oktober- October	Novembar- November	Decembar- December
1	904	1017	1441	1959	1985	1507	2197	2582	2077	2017	1675	1303
2	1600	1065	1371	1458	2129	1719	2235	2499	2325	1766	1747	1290
3	1265	1213	1333	1602	1814	2077	2949	2507	2136	1766	1691	1049
4	1301	1326	1436	2365	2138	1878	2146	2513	2285	1720	1997	1144
5	1632	1688	1392	1892	1849	1848	2010	2860	2065	1645	1850	1273
6	1019	1791	1398	1764	2363	1723	2254	2902	1913	1789	2042	1481
7	796	1107	1179	1846	2396	1727	2194	3168	1943	2176	1724	1547
8	1678	1120	1273	2032	1994	1717	2610	3224	1928	2014	1672	1437
9	1691	1220	1001	1854	1768	1984	2789	2745	2259	2475	1466	1294
10	1706	1247	1173	1974	1748	2151	4094	2754	2181	1694	1648	1204
11	1287	1189	1517	1580	1914	2056	2509	2639	2349	1871	2089	1037
12	1359	1564	1186	1525	1942	2004	2272	2663	1880	1812	1822	1141
13	1381	1038	1409	1609	2202	1784	2295	2813	1808	1858	1952	1221
14	1249	1142	1361	1647	1831	1833	2440	3176	1871	2167	1774	1207
15	1591	1497	1423	2031	1822	1842	2716	2534	1955	1849	1602	1206
16	1556	1284	1427	1735	1740	1890	2602	2325	2404	2038	1788	1464
17	1549	1317	1642	1646	1484	2083	2888	2331	2309	1811	1705	1076
18	1377	1296	1966	1604	1588	2274	2458	2676	2313	1829	2158	1290
19	1397	1546	1615	1600	1731	2142	2446	2843	1973	1739	1835	1363
20	1746	1369	1707	1568	2085	1773	2348	2721	2102	1879	2256	1379
21	1682	1171	1551	1784	1813	1764	2379	2918	2083	2125	1877	1323
22	1474	1409	1430	2000	2024	1695	2744	2375	2040	1839	1553	1497
23	1360	1300	1509	1814	1803	1909	2736	2187	2401	1966	1507	1602
24	1234	1432	1598	1711	1909	2316	2890	2581	2131	1656	1575	1334
25	1237	1605	1936	1632	1728	2052	2421	2177	2115	1604	1868	1044
26	1203	1629	1124	1679	1765	1926	2333	2677	1975	1648	1442	1105
27	943	1636	1661	1718	2195	2426	2185	2575	1715	1782	1522	1285
28	986	1501	1551	1878	1862	2236	2420	2777	1817	2179	1465	1119
29	1257	1543	1566	2822	2119	2036	3093	2274	1890	1930	1391	1351
30	1166		1310	2389	1599	2148	3191	2151	2234	2142	1287	1536
31	1075		2265		1566		3694	2014		1815		1366
Ukupno- Total	41678	39240	45724	54696	58897	58503	80541	81214	62477	58580	51950	39938
Prosje- Average	1344	1353	1475	1823	1900	1950	2598	2620	2083	1890	1732	1288
Godišnji prosjek (PGDS) - Annual average (AADT)												1840

BROJANJE VOZILA NA MREŽI PUTEVA U REPUBLICI SRPSKOJ – 2016. GODINA
VEHICLE COUNTING ON THE ROAD NETWORK OF THE REPUBLIC OF SRPSKA – YEAR 2016

STRUKTURA SAOBRAĆAJNOG TOKA
TRAFFIC FLOW COMPOSITION

Automatski brojač broj - Automatic counter number
 Lokalitet - Location / Stacionaža - Mileage [km+m]
 Broj puta - Road number / Dionica - Section

000034
 Žljebovi / 15+302,00
 M 19 (MI-115) / Han Pijesak 2 - Sokolac

Mjesec - Month	Smjer - Direction	Dužina vozila - Vehicle length								Ukupno - Total
		< 5,5 m	(%)	5,5 - 12 m	(%)	12 - 16,5 m	(%)	< 16,5 m	(%)	
Januar - January	I	18581	89.1	1855	8.9	407	2.0	12	0.1	20854
	II	18556	89.1	1837	8.8	430	2.1	2	0.0	20824
	ukupno - total	37137	89.1	3691	8.9	836	2.0	14	0.0	41678
Februar - February	I	17032	86.5	2116	10.8	513	2.6	18	0.1	19679
	II	17074	87.3	1987	10.2	498	2.5	2	0.0	19561
	ukupno - total	34106	86.9	4104	10.5	1010	2.6	20	0.1	39240
Mart - March	I	19766	86.2	2361	10.3	783	3.4	16	0.1	22926
	II	19848	87.1	2234	9.8	711	3.1	4	0.0	22798
	ukupno - total	39614	86.6	4595	10.1	1495	3.3	20	0.0	45724
April - April	I	24036	87.3	2555	9.3	880	3.2	60	0.2	27531
	II	24132	88.8	2268	8.3	763	2.8	2	0.0	27165
	ukupno - total	48167	88.1	4823	8.8	1644	3.0	62	0.1	54696
Maj - May	I	25775	86.4	2972	10.0	788	2.6	308	1.0	29843
	II	25744	88.6	2490	8.6	814	2.8	5	0.0	29054
	ukupno - total	51520	87.5	5462	9.3	1603	2.7	313	0.5	58897
Juni - June	I	25818	86.6	2955	9.9	768	2.6	285	1.0	29826
	II	25429	88.7	2351	8.2	887	3.1	10	0.0	28677
	ukupno - total	51247	87.6	5306	9.1	1656	2.8	295	0.5	58503
Juli - July	I	37977	90.2	2966	7.0	1099	2.6	60	0.1	42102
	II	34993	91.0	2492	6.5	946	2.5	8	0.0	38440
	ukupno - total	72970	90.6	5458	6.8	2045	2.5	68	0.1	80541
Avgust - August	I	35707	88.9	3098	7.7	1271	3.2	98	0.2	40173
	II	37330	91.0	2697	6.6	1005	2.4	8	0.0	41041
	ukupno - total	73037	89.9	5795	7.1	2276	2.8	106	0.1	81214
Septembar - September	I	26780	86.6	2954	9.6	1080	3.5	108	0.3	30921
	II	27966	88.6	2589	8.2	986	3.1	15	0.0	31556
	ukupno - total	54745	87.6	5543	8.9	2066	3.3	123	0.2	62477
Oktobar - October	I	25217	85.6	3136	10.6	890	3.0	224	0.8	29466
	II	25411	87.3	2678	9.2	1014	3.5	11	0.0	29114
	ukupno - total	50627	86.4	5814	9.9	1905	3.3	235	0.4	58580
Novembar - November	I	22268	85.3	2815	10.8	820	3.1	190	0.7	26093
	II	22465	86.9	2410	9.3	973	3.8	9	0.0	25857
	ukupno - total	44733	86.1	5225	10.1	1794	3.5	199	0.4	51950
Decembar - December	I	16995	85.1	2300	11.5	566	2.8	103	0.5	19964
	II	17241	86.3	2085	10.4	640	3.2	9	0.0	19975
	ukupno - total	34236	85.7	4386	11.0	1205	3.0	112	0.3	39938
Ukupno (godišnje) - Total (annual)	I	295951	87.2	32081	9.5	9866	2.9	1481	0.4	339379
	II	296187	88.7	28119	8.4	9669	2.9	85	0.0	334061
	ukupno - total	592138	87.9	60201	8.9	19535	2.9	1566	0.2	673440
Prosjeak (PGDS) - Average (AADT)	I	809	87.2	88	9.5	27	2.9	4	0.4	927
	II	809	88.7	77	8.4	26	2.9	0	0.0	913
	ukupno - total	1618	87.9	164	8.9	53	2.9	4	0.2	1840

BRONANJE VOZILA NA MREŽI PUTEVA U REPUBLICI SRPSKOJ – 2016. GODINA
VEHICLE COUNTING ON THE ROAD NETWORK OF THE REPUBLIC OF SRPSKA – YEAR 2016

SAOBRAĆAJNI POKAZATELJI

Automatski brojač broj
 Lokalizet / Stacionaža [km+m]
 Broj puta / Dionica

000034
 Žljebovi / 15+302,00
 M 19 (MI-115) / Han Pijesak 2 - Sokolac

Mjesec	Smjer	minimalni čas		maksimalni čas		minimalni dan		maksimalni dan		dnevni prosjek (05-21 h)	noćni prosjek (21-05 h)	prosjek radnim danom	prosjek vikendom	ljetni prosjek
		datum/dan	čas	voz/h	datum/dan	čas	voz/h	datum/dan	voz/dan					
Januar	I	petak/1.	0	1	nedjelja/17.	15	125	četvrtak/7.	390	901	613	695	643	
	II	četvrtak/7.	0	0	nedjelja/10.	13	128	četvrtak/7.	406	918	623	49	682	658
	I+II	četvrtak/28.	3	1	nedjelja/10.	13	205	četvrtak/7.	796	1746	1236	109	1377	1302
Februar	I	srijeda/3.	3	1	subota/6.	9	150	nedjelja/7.	496	901	615	64	686	660
	II	srijeda/3.	3	0	subota/6.	13	111	ponedjeljak/1.	495	890	629	46	671	684
	I+II	srijeda/3.	3	1	subota/6.	9	225	ponedjeljak/1.	1017	1791	1244	110	1357	1344
Mart	I	ponedjeljak/7.	1	0	nedjelja/27.	17	113	srijeda/9.	490	1133	668	72	752	706
	II	srijeda/2.	2	0	petak/18.	16	109	srijeda/9.	511	1132	680	56	738	731
	I+II	četvrtak/10.	3	0	petak/25.	15	187	srijeda/9.	1001	2265	1348	128	1490	1437
April	I	nedjelja/3.	5	0	petak/29.	17	119	subota/2.	741	1302	819	99	903	949
	II	srijeda/6.	2	0	subota/30.	10	186	subota/2.	717	1520	834	71	883	951
	I+II	srijeda/6.	2	2	subota/30.	10	264	subota/2.	1458	2822	1653	171	1786	1901
Maj	I	srijeda/18.	1	1	ponedjeljak/2.	17	126	utorak/17.	742	1166	852	111	941	1003
	II	utorak/31.	2	0	subota/7.	14	110	utorak/17.	742	1230	856	81	917	973
	I+II	srijeda/18.	1	3	ponedjeljak/2.	17	205	utorak/17.	1484	2396	1708	193	1858	1977
Juni	I	srijeda/1.	0	1	nedjelja/12.	19	106	srijeda/1.	765	1193	865	129	984	1023
	II	utorak/7.	4	1	subota/18.	8	139	srijeda/1.	742	1246	866	90	940	1000
	I+II	srijeda/1.	3	4	subota/18.	8	204	srijeda/1.	1507	2426	1732	219	1925	2023
Juli	I	četvrtak/7.	3	5	nedjelja/10.	18	306	utorak/5.	1021	2217	1131	227	1256	1572
	II	srijeda/6.	1	3	nedjelja/10.	6	265	ponedjeljak/4.	977	1877	1105	135	1147	1435
	I+II	četvrtak/7.	3	9	nedjelja/10.	18	393	utorak/5.	2010	4094	2236	362	2403	3007
Avgust	I	utorak/30.	2	5	nedjelja/28.	18	128	srijeda/31.	984	1623	1067	228	1265	1384
	II	četvrtak/4.	1	2	nedjelja/14.	14	166	srijeda/31.	1030	1641	1153	170	1262	1497
	I+II	srijeda/31.	3	12	nedjelja/14.	14	266	srijeda/31.	2014	3224	2221	398	2527	2881
Septembar	I	utorak/20.	2	0	nedjelja/18.	17	147	utorak/27.	860	1195	907	124	1008	1095
	II	srijeda/21.	3	0	petak/16.	15	143	utorak/27.	855	1274	952	100	1022	1132
	I+II	srijeda/21.	3	4	nedjelja/18.	17	231	utorak/27.	1715	2404	1859	224	2030	2227
Oktobar	I	petak/7.	2	1	nedjelja/9.	17	140	srijeda/5.	828	1308	852	99	922	1011
	II	srijeda/5.	2	0	petak/28.	16	114	utorak/25.	773	1176	856	83	914	993
	I+II	ponedjeljak/10.	3	4	nedjelja/9.	17	238	utorak/25.	1604	2475	1708	182	1836	2004
Novembar	I	nedjelja/27.	2	0	nedjelja/20.	15	112	srijeda/30.	643	1175	783	105	847	923
	II	nedjelja/20.	3	0	petak/18.	14	111	srijeda/30.	644	1092	787	87	837	921
	I+II	ponedjeljak/28.	2	3	petak/18.	14	202	srijeda/30.	1287	2256	1571	192	1685	1844
Decembar	I	utorak/6.	2	0	petak/30.	15	77	subota/3.	528	805	585	60	667	590
	II	petak/2.	0	0	četvrtak/8.	15	91	nedjelja/11.	471	797	592	53	671	581
	I+II	četvrtak/15.	1	1	subota/31.	14	154	nedjelja/11.	1037	1602	1177	113	1337	1172
Godina	I	ponedjeljak/7.3.	1	0	nedjelja/10.7.	18	304	četvrtak/7.1.	390	2217	1133	115	911	963
	II	četvrtak/7.1.	0	0	nedjelja/10.7.	6	265	četvrtak/7.1.	406	1877	828	85	890	963
	I+II	četvrtak/10.3.	3	0	nedjelja/10.7.	18	393	četvrtak/7.1.	796	4094	1641	200	1801	1926

BROJANJE VOZILA NA MREŽI PUTEVA U REPUBLICI SRPSKOJ – 2016. GODINA
VEHICLE COUNTING ON THE ROAD NETWORK OF THE REPUBLIC OF SRPSKA – YEAR 2016

TRAFFIC PARAMETERS

Automatic counter number
 Location / Mileage [km+m]
 Road number / Section

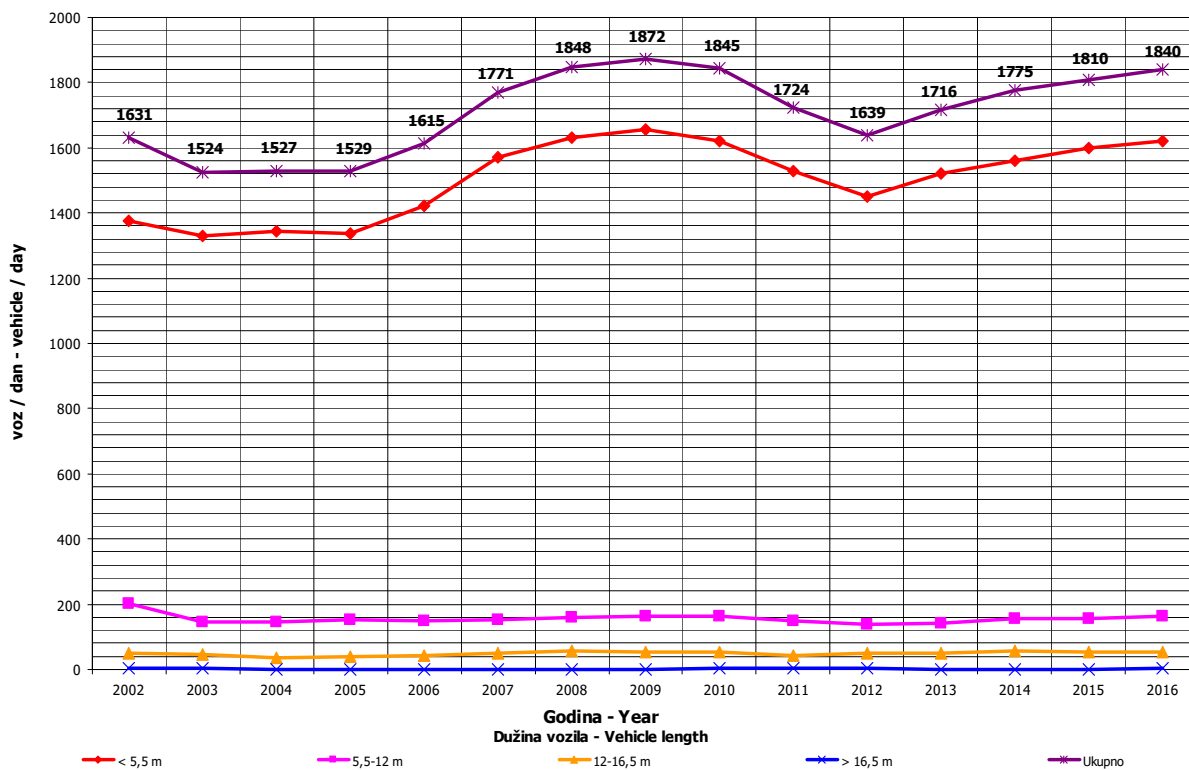
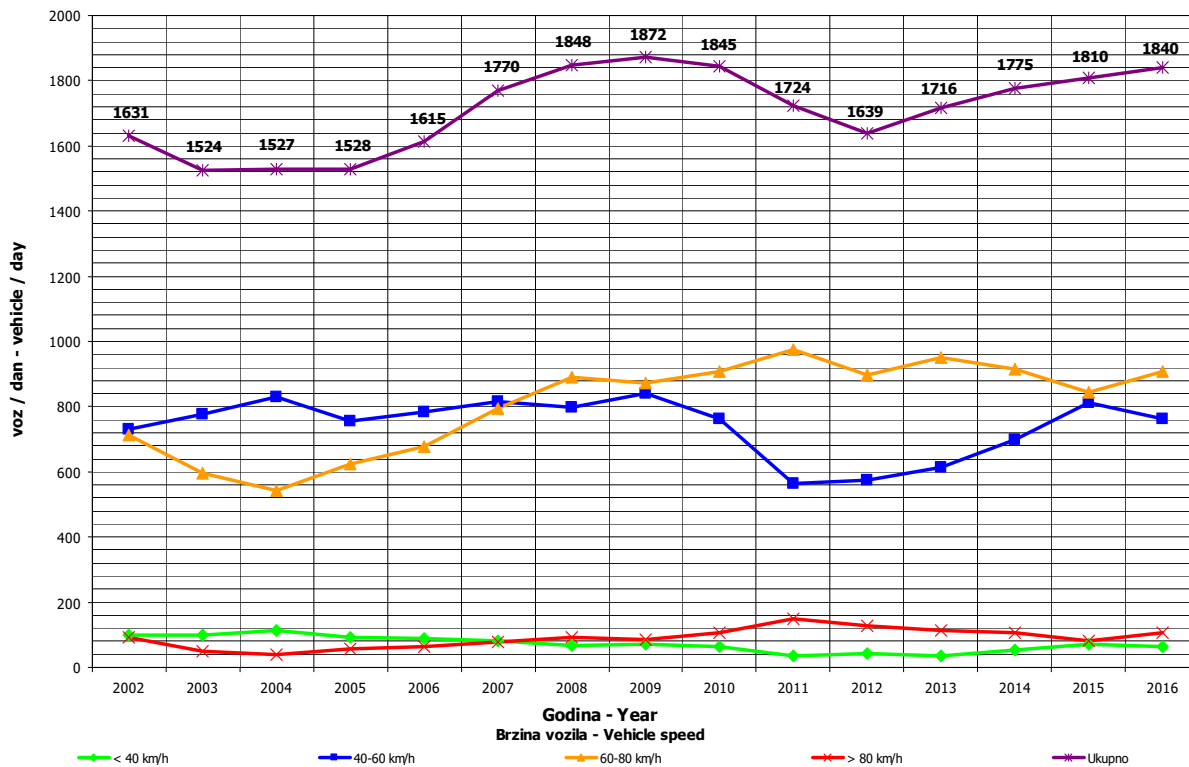
000034
 Žljebovi / 15+302,00
 M 19 (MI-115) / Han Pijesak 2 - Sokolac

Month	Direction	minimum hour		maximum hour		veh/h	date/day	minimum day		maximum day		veh/day	day time average (5-21 h)	night average (21-05 h)	working day average	weekend average	summer average
		date/day	hour	date/day	hour			date/day	hour	date/day	veh/day						
January	I	1/Friday	0	17/Sunday	15	125	7/Thursday	390	2/Saturday	901	613	60	695	643			
	II	7/Thursday	0	10/Sunday	13	128	7/Thursday	406	10/Sunday	918	623	49	682	658			
	I+II	28/Thursday	3	10/Sunday	13	205	7/Thursday	796	20/Wednesday	1746	1236	109	1377	1302			
February	I	3/Wednesday	3	6/Saturday	9	150	7/Sunday	496	6/Saturday	901	615	64	686	660			
	II	3/Wednesday	3	6/Saturday	13	111	1/Monday	495	6/Saturday	890	629	46	671	684			
	I+II	3/Wednesday	3	6/Saturday	9	225	1/Monday	1017	6/Saturday	1791	1244	110	1357	1344			
March	I	7/Monday	1	27/Sunday	17	113	9/Wednesday	490	31/Thursday	1133	668	72	752	706			
	II	2/Wednesday	2	18/Friday	16	109	9/Wednesday	511	31/Thursday	1132	680	56	738	731			
	I+II	10/Thursday	3	25/Friday	15	187	9/Wednesday	1001	31/Thursday	2265	1348	128	1490	1437			
April	I	3/Sunday	5	29/Friday	17	119	2/Saturday	741	29/Friday	1302	819	99	903	949			
	II	6/Wednesday	2	30/Saturday	10	186	2/Saturday	717	29/Friday	1520	834	71	883	951			
	I+II	6/Wednesday	2	30/Saturday	10	264	2/Saturday	1458	29/Friday	2822	1653	171	1786	1901			
May	I	18/Wednesday	1	2/Monday	17	126	17/Tuesday	742	7/Saturday	1166	852	111	941	1003			
	II	31/Tuesday	2	7/Saturday	14	110	17/Tuesday	742	7/Saturday	1230	856	81	917	973			
	I+II	18/Wednesday	1	2/Monday	17	205	17/Tuesday	1484	7/Saturday	2396	1708	193	1858	1977			
June	I	1/Wednesday	0	12/Sunday	19	106	1/Wednesday	765	28/Tuesday	1193	865	129	984	1023			995
	II	7/Tuesday	4	18/Saturday	8	139	1/Wednesday	742	27/Monday	1246	866	90	940	1000			956
	I+II	1/Wednesday	3	18/Saturday	8	206	1/Wednesday	1507	27/Monday	2426	1732	219	1925	2023			1951
July	I	7/Thursday	3	10/Sunday	18	304	5/Tuesday	1021	10/Sunday	2217	1131	227	1256	1572			1358
	II	6/Wednesday	1	10/Sunday	6	265	4/Monday	977	10/Sunday	1877	1105	135	1147	1435			1240
	I+II	7/Thursday	3	10/Sunday	18	393	5/Tuesday	2010	10/Sunday	4094	2236	362	2403	3007			2598
August	I	30/Tuesday	2	28/Sunday	18	128	31/Wednesday	984	8/Monday	1623	1067	228	1265	1384			1296
	II	4/Thursday	1	14/Sunday	14	166	31/Wednesday	1030	14/Sunday	1641	1153	170	1262	1487			1323
	I+II	31/Wednesday	3	14/Sunday	14	266	31/Wednesday	2014	8/Monday	3224	2221	398	2527	2881			2619
September	I	20/Tuesday	2	18/Sunday	17	147	27/Tuesday	860	11/Sunday	1195	907	124	1008	1095			1031
	II	21/Wednesday	3	16/Friday	15	143	27/Tuesday	855	16/Friday	1274	952	100	1022	1132			1051
	I+II	21/Wednesday	3	18/Sunday	17	231	27/Tuesday	1715	16/Friday	2404	1859	224	2030	2227			2083
October	I	7/Friday	2	9/Sunday	17	140	5/Wednesday	828	9/Sunday	1308	852	99	922	1011			
	II	5/Wednesday	2	28/Friday	16	114	25/Tuesday	773	7/Friday	1176	856	83	914	993			
	I+II	10/Monday	3	9/Sunday	17	238	25/Tuesday	1604	9/Sunday	2475	1708	182	1836	2004			
November	I	27/Sunday	2	20/Sunday	15	112	30/Wednesday	643	20/Sunday	1175	783	105	847	923			
	II	20/Sunday	3	18/Friday	14	111	30/Wednesday	644	18/Friday	1092	787	87	837	921			
	I+II	28/Monday	2	18/Friday	14	202	30/Wednesday	1287	20/Sunday	2256	1571	192	1685	1844			
December	I	6/Tuesday	2	30/Friday	15	77	3/Saturday	528	23/Friday	805	585	60	667	590			
	II	2/Friday	0	8/Thursday	15	91	11/Sunday	471	23/Friday	797	592	53	671	581			
	I+II	15/Thursday	1	31/Saturday	14	154	11/Sunday	1037	23/Friday	1602	1177	113	1337	1172			
Year	I	March 7/Monday	1	0	18	304	January 7/Thursday	390	July 10/Sunday	2217	813	115	911	963			1170
	II	January 7/Thursday	0	0	6	265	January 7/Thursday	406	July 10/Sunday	1877	828	85	890	963			1143
	I+II	March 10/Thursday	3	0	18	393	January 7/Thursday	796	July 10/Sunday	4094	1641	200	1801	1926			2312

GODIŠNJA NERAVNOMJERNOST SAOBRAĆAJNOG TOKA TRAFFIC FLOW ANNUAL VARIATION

Automatski brojač broj - Automatic counter number
 Lokalizet - Location / Stacionaža - Mileage [km+m]
 Broj puta - Road number / Dionica - Section

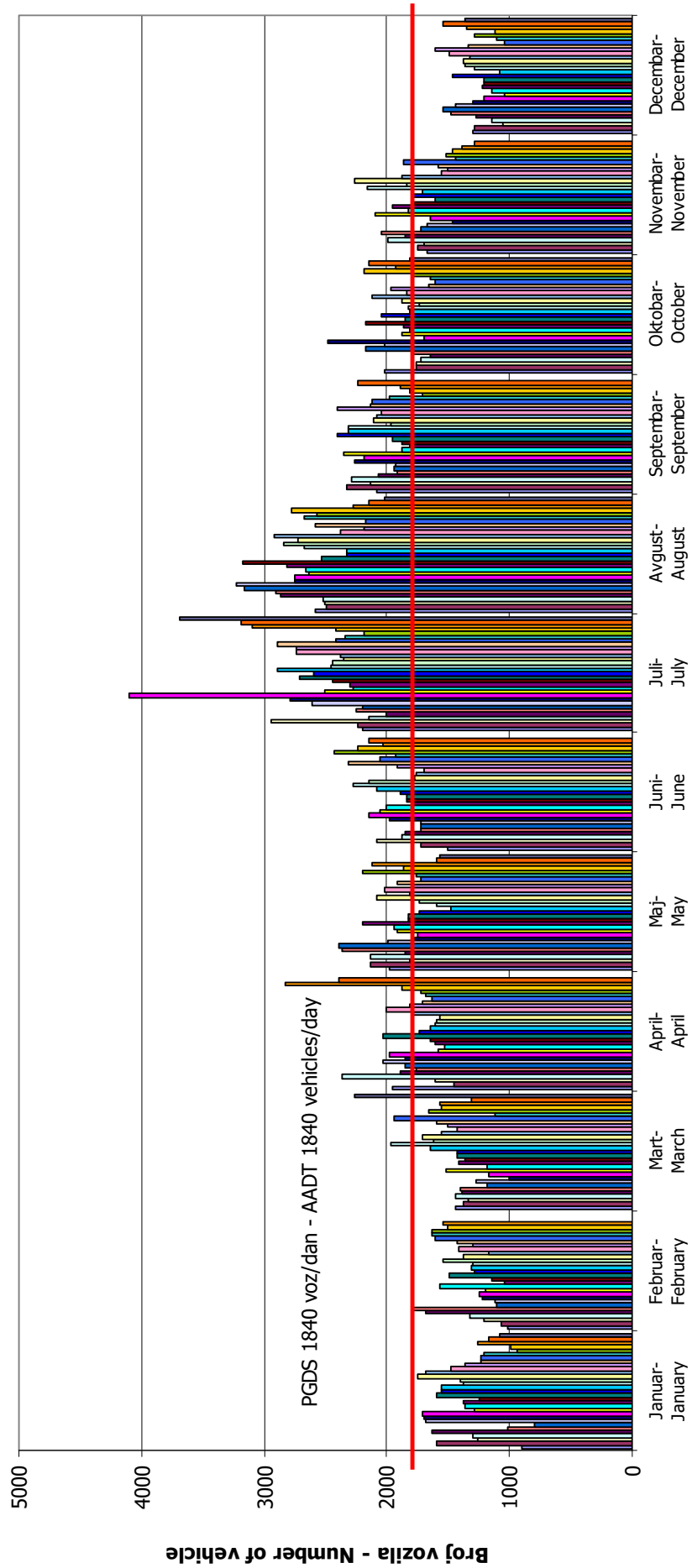
000034
 Žljebovi / 15+302,00
 M 19 (MI-115) / Han Pijesak 2 - Sokolac



**DNEVNA NERAVNOMJERNOST SAOBRAĆAJNOG TOKA
 TRAFFIC FLOW DAILY VARIATION**

Automatski brojač broj - Automatic counter number
 Lokalitet - Location / Stacionaža - Mileage [km+tm]
 Broj puta - Road number/ Dionica - Section

000034
 Žljebovi / 15+302,00
 M 19 (MI-115) / Han Pijesak 2 - Sokolac



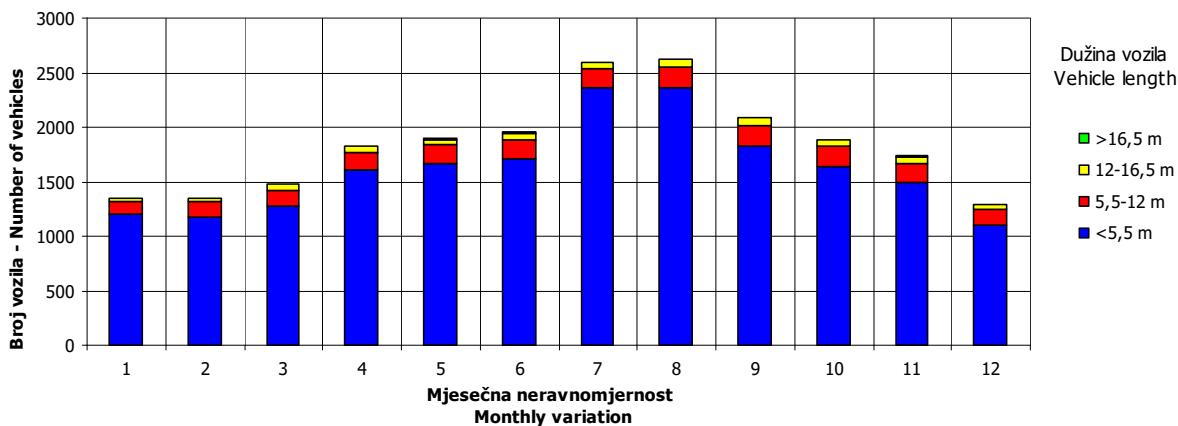
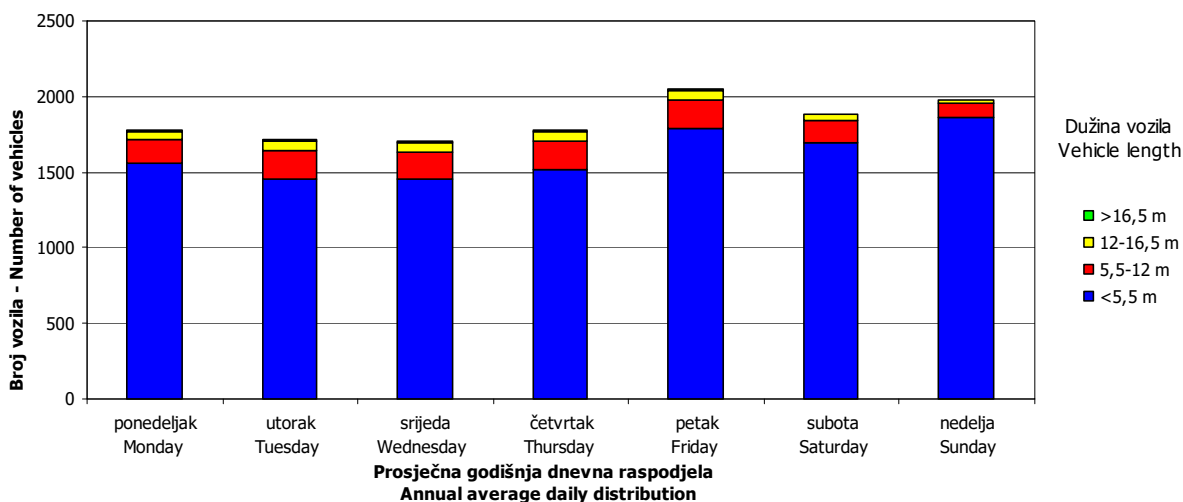
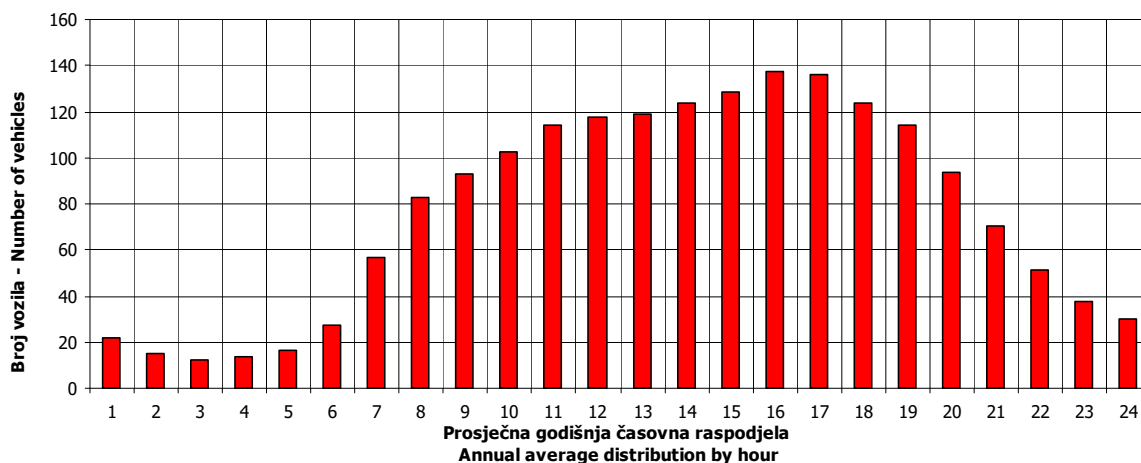
Dani / Mjeseci - Days / Months

VREMENSKA RASPODJELA SAOBRAĆAJNOG TOKA TRAFFIC FLOW TIME DISTRIBUTION

Automatski brojač broj - Automatic counter number
 Lokalizet - Location / Stacionaža - Mileage [km+m]
 Broj puta - Road number / Dionica - Section

000034
 Žljebovi / 15+302,00
 M 19 (MI-115) / Han Pijesak 2 - Sokolac

PGDS 1840 voz/dan AADT 1840 veh/day

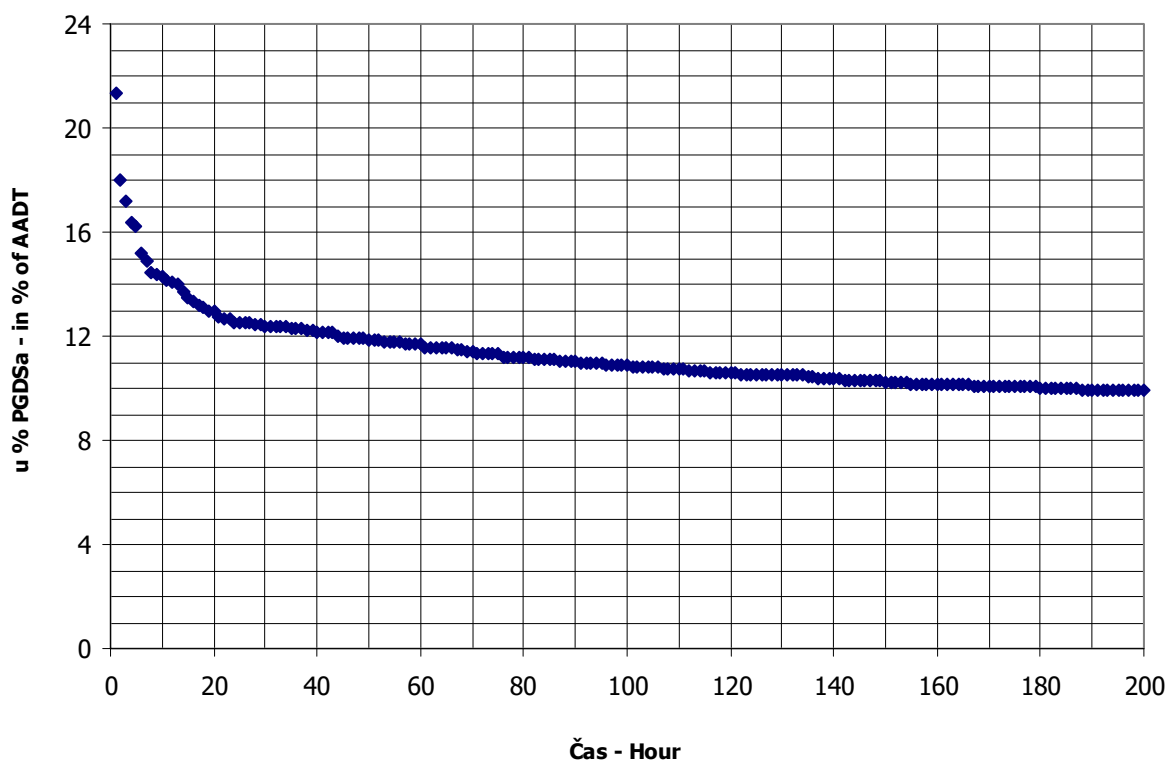


SATNA DISTRIBUCIJA SAOBRAĆAJNOG TOKA
TRAFFIC FLOW HOURLY DISTRIBUTION

Automatski brojač broj - Automatic counter number
 Lokalitet - Location / Stacionaža - Mileage [km+m]
 Broj puta - Road number / Dionica - Section

000034
 Žljebovi / 15+302,00
 M 19 (MI-115) / Han Pijesak 2 - Sokolac

PGDS - AADT	1840 voz/dan - veh/day							
Čas - Hour	Maksimalni vršni sat - Maximum peak hour	10	20	30	40	50	100	200
Sat u danu - Hour of day	18	10	17	19	13	16	17	15
Sat u godini - Hour in year	4603	4427	6786	2876	4430	2873	6570	3376
Dan - Day of week	nedjelja - Sunday	nedjelja - Sunday	nedjelja - Sunday	petak - Friday	nedjelja - Sunday	petak - Friday	petak - Friday	petak - Friday
Datum - Date	10	3	9	29	3	29	30	20
Mjesec - Month	juli - July	juli - July	oktobar - October	april - April	juli - July	april - April	septembar - September	maj - May
Vrijednost - Value	393	263	238	228	224	218	200	182
% - percent	21.35	14.29	12.93	12.39	12.17	11.84	10.87	9.89



AUTOMATSKI BROJAČ UNIŠTEN
AUTOMATIC COUNTER DESTROYED

BROJANJE VOZILA NA MREŽI PUTEVA U REPUBLICI SRPSKOJ – 2016. GODINA
VEHICLE COUNTING ON THE ROAD NETWORK OF THE REPUBLIC OF SRPSKA – YEAR 2016

MJESEČNI BROJ VOZILA
MONTHLY NUMBER OF VEHICLES

Automatski brojač broj - Automatic counter number 000036
 Lokalitet - Location / Stacionaža - Mileage [km+m] Kijevo / 4+562,00
 Broj puta - Road number / Dionica - Section M 18 (MI-111) / Krupac - granica / border RS (Bogatići)

	Mjesec - Month											
	Januar- January	Februar- February	Mart- March	April- April	Maj- May	Jun- June	Juli- July	August- August	Septembar- September	Oktober- October	Novembar- November	Decembar- December
1	2104	1272	2047	3011	6381	3023	4266	4725	3673	4890	2915	2062
2	2373	1469	2282	3897	4769	2985	5281	4568	4289	4846	3093	2359
3	1906	1562	2129	4708	3317	3691	6070	4748	4813	3792	3414	2511
4	1981	1730	2000	2914	3505	3942	4048	4639	4968	3215	3830	2499
5	2409	2119	2364	2525	3611	5645	4084	5184	3702	3263	4743	2329
6	1894	2428	2301	2872	3787	3621	4077	6247	3724	3521	4650	2875
7	1724	1681	2006	2914	4958	3824	4506	8395	3827	4109	2996	2752
8	2317	1564	1896	3566	4905	3941	4820	5026	4277	5170	2687	2575
9	2397	1800	1423	3751	3274	3795	5833	4798	3932	5712	2822	2081
10	2723	1787	1597	3122	4189	4481	5936	4543	4085	3456	2789	2305
11	2261	1760	2022	2465	3786	5306	4594	4836	5184	3419	3287	2227
12	2305	1955	2387	2423	3514	6016	4405	5173	3864	3433	3761	1874
13	2413	1344	2616	2751	3986	3620	4424	6067	3559	3336	3669	2025
14	2189	1596	2072	2771	3755	3846	4651	6107	3946	3605	3306	1984
15	2545	1675	2184	3285	3926	3849	5175	4552	4249	3785	3762	2034
16	2665	1706	2314	4075	2637	3866	6073	4349	4683	4313	3306	2222
17	2837	1953	2572	4798	2611	4512	7253	4342	6049	3318	3105	1505
18	2109	1968	2851	2675	2800	5127	4411	4469	5949	2926	3153	2261
19	2065	2318	3690	2654	2869	5390	4590	5056	3470	3072	3405	1857
20	2714	2315	3940	3029	3972	3785	4617	5454	3881	3056	3795	2000
21	1877	2110	2350	3172	3480	2953	4331	6186	4118	3729	2724	2373
22	2198	1896	2456	3509	4273	2919	5130	4247	3973	4427	2417	2377
23	2293	2129	2499	3764	3224	3450	6045	4147	4675	4629	2588	2575
24	2401	2075	2756	3942	3686	4232	5841	4346	4697	3288	2641	2677
25	2051	987	3255	2986	3661	4187	4322	4479	5063	2711	2674	2048
26	1935	2508	2138	3252	3671	4284	4239	4782	3482	2920	2838	1787
27	1522	2781	3940	3432	4127	3243	4563	5466	3390	2843	2634	1751
28	1373	3075	2875	3971	5033	3470	4590	4975	3492	3591	2530	1949
29	1571	2646	2759	5215	6044	3683	5215	3786	4341	4177	2295	2038
30	1807		2934	7635	3056	3737	5877	3681	4212	4728	2001	2335
31	1472		1978		2771		6865	3444		2929		2342
Ukupno- Total	66397	56188	76596	105060	119597	120420	156127	152838	127578	116241	93813	68551
Prosjek- Average	2142	1938	2471	3502	3858	4014	5036	4930	4253	3750	3127	2211
Godišnji prosjek (PGDS) - Annual average (AADT)												3441

BROJANJE VOZILA NA MREŽI PUTEVA U REPUBLICI SRPSKOJ – 2016. GODINA
VEHICLE COUNTING ON THE ROAD NETWORK OF THE REPUBLIC OF SRPSKA – YEAR 2016

STRUKTURA SAOBRAĆAJNOG TOKA
TRAFFIC FLOW COMPOSITION

Automatski brojač broj - Automatic counter number 000036
 Lokalizet - Location / Stacionaža - Mileage [km+m] Kijevo / 4+562,00
 Broj puta - Road number / Dionica - Section M 18 (MI-111) / Krupac - granica / border RS (Bogatići)

Mjesec - Month	Smjer - Direction	Dužina vozila - Vehicle length								Ukupno - Total
		< 5,5 m	(%)	5,5 - 12 m	(%)	12 - 16,5 m	(%)	< 16,5 m	(%)	
Januar - January	I	30820	92.7	2174	6.5	228	0.7	14	0.0	33237
	II	30982	93.4	1968	5.9	208	0.6	2	0.0	33161
	ukupno - total	61802	93.1	4142	6.2	436	0.7	16	0.0	66397
Februar - February	I	25724	91.3	2198	7.8	233	0.8	17	0.1	28172
	II	25805	92.1	1968	7.0	242	0.9	1	0.0	28016
	ukupno - total	51528	91.7	4166	7.4	476	0.8	18	0.0	56188
Mart - March	I	34944	91.4	2859	7.5	403	1.1	27	0.1	38234
	II	35369	92.2	2584	6.7	408	1.1	1	0.0	38362
	ukupno - total	70313	91.8	5443	7.1	812	1.1	28	0.0	76596
April - April	I	49938	92.8	3219	6.0	641	1.2	20	0.0	53819
	II	47749	93.2	2860	5.6	630	1.2	2	0.0	51241
	ukupno - total	97688	93.0	6080	5.8	1270	1.2	22	0.0	105060
Maj - May	I	53688	91.9	4003	6.9	682	1.2	44	0.1	58417
	II	56813	92.9	3712	6.1	651	1.1	5	0.0	61181
	ukupno - total	110500	92.4	7715	6.5	1332	1.1	49	0.0	119597
Juni - June	I	55232	91.0	4554	7.5	885	1.5	25	0.0	60696
	II	54629	91.5	4273	7.2	818	1.4	5	0.0	59724
	ukupno - total	109861	91.2	8826	7.3	1703	1.4	30	0.0	120420
Juli - July	I	72679	91.5	5849	7.4	843	1.1	31	0.0	79402
	II	70294	91.6	5618	7.3	807	1.1	6	0.0	76725
	ukupno - total	142973	91.6	11467	7.3	1650	1.1	37	0.0	156127
Avgust - August	I	68242	90.9	5922	7.9	848	1.1	57	0.1	75069
	II	71218	91.6	5731	7.4	812	1.0	7	0.0	77768
	ukupno - total	139460	91.2	11653	7.6	1660	1.1	64	0.0	152838
Septembar - September	I	57258	90.0	5469	8.6	834	1.3	45	0.1	63606
	II	58014	90.7	5114	8.0	838	1.3	5	0.0	63972
	ukupno - total	115272	90.4	10583	8.3	1672	1.3	50	0.0	127578
Oktobar - October	I	51476	89.1	5392	9.3	858	1.5	41	0.1	57767
	II	52524	89.8	5125	8.8	821	1.4	3	0.0	58474
	ukupno - total	104000	89.5	10517	9.0	1679	1.4	44	0.0	116241
Novembar - November	I	41987	89.6	4248	9.1	587	1.3	36	0.1	46857
	II	42462	90.4	3923	8.4	569	1.2	2	0.0	46956
	ukupno - total	84449	90.0	8171	8.7	1155	1.2	38	0.0	93813
Decembar - December	I	31064	90.3	3003	8.7	325	0.9	19	0.1	34412
	II	31014	90.8	2801	8.2	324	1.0	0	0.0	34140
	ukupno - total	62078	90.6	5804	8.5	650	0.9	19	0.0	68551
Ukupno (godišnje) - Total (annual)	I	573053	91.0	48891	7.8	7367	1.2	376	0.1	629687
	II	576874	91.6	45678	7.3	7128	1.1	39	0.0	629719
	ukupno - total	1149927	91.3	94569	7.5	14495	1.2	415	0.0	1259406
Prosjek (PGDS) - Average (AADT)	I	1566	91.0	134	7.8	20	1.2	1	0.1	1720
	II	1576	91.6	125	7.3	19	1.1	0	0.0	1721
	ukupno - total	3142	91.3	258	7.5	40	1.2	1	0.0	3441

BRONANJE VOZILA NA MREŽI PUTEVA U REPUBLICI SRPSKOJ – 2016. GODINA
VEHICLE COUNTING ON THE ROAD NETWORK OF THE REPUBLIC OF SRPSKA – YEAR 2016

SAOBRAĆAJNI POKAZATELJI

Automatski brojač broj
 Lokalizet / Stacionaža [km+m]
 Broj puta / Dionica

000036

Kijevo / 4+562,00

M 18 (MI-111) / Krupac - granica / border RS (Bogatići)

Mjesec	Snjir	minimalni čas		maksimalni čas		minimalni dan		maksimalni dan		dnevni prosjek (05-21 h)	noćni prosjek (21-05 h)	prosjek radnim danom	prosjek vikendom	ljetni prosjek
		datum/dan	čas	voz/h	datum/dan	čas	voz/h	datum/dan	voz/dan					
Januar	I	utorak/5.	1	0	nedjelja/10.	10	182	četvrtak/28.	676	1428	1004	1065	1084	
	II	utorak/5.	2	0	nedjelja/17.	16	237	četvrtak/28.	697	1553	1006	64	1037	1115
	I+II	utorak/19.	2	0	nedjelja/17.	16	311	četvrtak/28.	1373	2837	2010	133	2102	2200
Februar	I	ponedjeljak/1.	2	0	nedjelja/28.	11	190	četvrtak/25.	484	1553	909	927	1090	
	II	utorak/2.	0	0	nedjelja/28.	17	238	četvrtak/25.	503	1582	909	924	1077	
	I+II	utorak/2.	0	0	nedjelja/28.	17	305	četvrtak/25.	987	3075	1818	120	1851	2166
Mart	I	utorak/1.	1	0	subota/19.	10	264	srijeda/9.	693	2034	1159	74	1173	1409
	II	petak/4.	2	0	nedjelja/27.	18	437	srijeda/9.	730	2276	1169	69	1143	1513
	I+II	četvrtak/10.	2	0	nedjelja/27.	18	483	srijeda/9.	1423	3940	2329	143	2316	2922
April	I	srijeda/13.	2	0	subota/30.	9	678	ponedjeljak/11.	1210	4388	1697	98	1540	2303
	II	utorak/5.	2	0	subota/30.	19	691	utorak/12.	1190	3247	1579	129	1469	2188
	I+II	srijeda/13.	2	0	subota/30.	19	767	utorak/12.	2423	7635	3276	227	3009	4491
Maj	I	ponedjeljak/16.	3	0	nedjelja/1.	10	374	ponedjeljak/16.	1286	2738	1772	112	1762	2107
	II	nedjelja/8.	3	0	nedjelja/1.	19	713	utorak/17.	1274	3707	1805	168	1677	2511
	I+II	utorak/3.	3	2	nedjelja/1.	19	769	utorak/17.	2611	6381	3577	280	3439	4618
Juni	I	srijeda/1.	3	0	nedjelja/5.	10	294	utorak/21.	1447	2937	1891	132	1884	2406
	II	srijeda/1.	1	0	nedjelja/12.	20	612	srijeda/22.	1445	3526	1756	235	1777	2581
	I+II	četvrtak/2.	2	1	nedjelja/12.	20	654	srijeda/22.	2919	6016	3647	367	3660	4987
Juli	I	srijeda/27.	2	2	nedjelja/17.	11	336	ponedjeljak/4.	2021	3423	2328	234	2345	3017
	II	petak/1.	2	2	nedjelja/3.	20	633	petak/1.	1869	3997	2125	350	2182	3090
	I+II	srijeda/27.	2	8	nedjelja/17.	19	717	ponedjeljak/4.	4048	7253	4453	584	4527	6107
Avgust	I	ponedjeljak/29.	2	2	nedjelja/7.	10	436	srijeda/31.	1768	3599	2214	207	2267	2864
	II	utorak/16.	4	2	nedjelja/7.	20	792	srijeda/31.	1676	4796	2169	339	2251	3248
	I+II	srijeda/31.	2	6	nedjelja/7.	20	875	srijeda/31.	3444	8395	4384	546	4518	6112
Septembar	I	četvrtak/8.	2	0	subota/17.	9	385	ponedjeljak/19.	1672	3293	1993	126	2013	2414
	II	četvrtak/8.	3	1	nedjelja/18.	17	560	utorak/27.	1670	3556	1956	177	1931	2687
	I+II	srijeda/28.	3	2	nedjelja/18.	17	626	utorak/27.	3390	6049	3949	303	3944	5101
Oktobar	I	utorak/25.	3	0	subota/8.	10	317	utorak/25.	1365	2787	1764	99	1684	2240
	II	utorak/4.	1	1	nedjelja/9.	18	612	utorak/25.	1346	3325	1777	109	1627	2428
	I+II	srijeda/12.	3	2	nedjelja/9.	18	691	utorak/25.	2711	5712	3541	208	3311	4668
Novembar	I	utorak/1.	2	0	subota/5.	8	265	srijeda/30.	1008	2554	1478	110	1486	1741
	II	utorak/15.	4	0	nedjelja/6.	17	459	srijeda/30.	993	2658	1484	111	1448	1839
	I+II	ponedjeljak/28.	2	0	nedjelja/6.	16	544	srijeda/30.	2001	4743	2962	220	2934	3580
Decembar	I	četvrtak/1.	1	0	utorak/6.	12	177	subota/17.	805	1438	1044	67	1102	1132
	II	četvrtak/1.	1	0	utorak/6.	15	231	subota/17.	700	1437	1044	58	1090	1132
	I+II	četvrtak/1.	1	0	utorak/6.	15	320	subota/17.	1505	2875	2088	125	2192	2284
Godina	I	utorak/5.1.	1	0	subota/30.4.	9	678	četvrtak/25.2.	484	4388	1605	116	1604	1984
	II	utorak/5.1.	2	0	nedjelja/7.8.	20	792	četvrtak/25.2.	503	4796	1565	156	1546	2117
	I+II	utorak/19.1.	2	0	nedjelja/7.8.	20	875	četvrtak/25.2.	987	8395	3170	271	3150	4101

BROJANJE VOZILA NA MREŽI PUTEVA U REPUBLICI SRPSKOJ – 2016. GODINA
VEHICLE COUNTING ON THE ROAD NETWORK OF THE REPUBLIC OF SRPSKA – YEAR 2016

TRAFFIC PARAMETERS

Automatic counter number
 Location / Mileage [km+m]
 Road number / Section

000036

Kijevo / 4+562,00

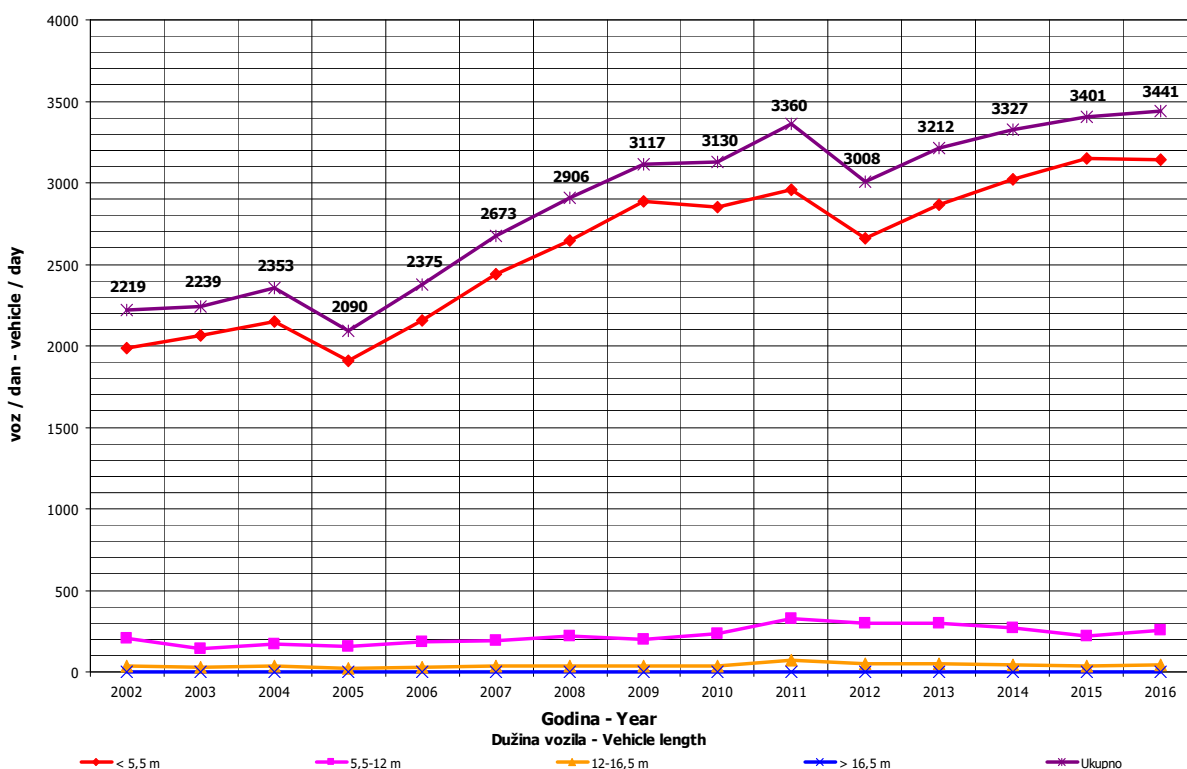
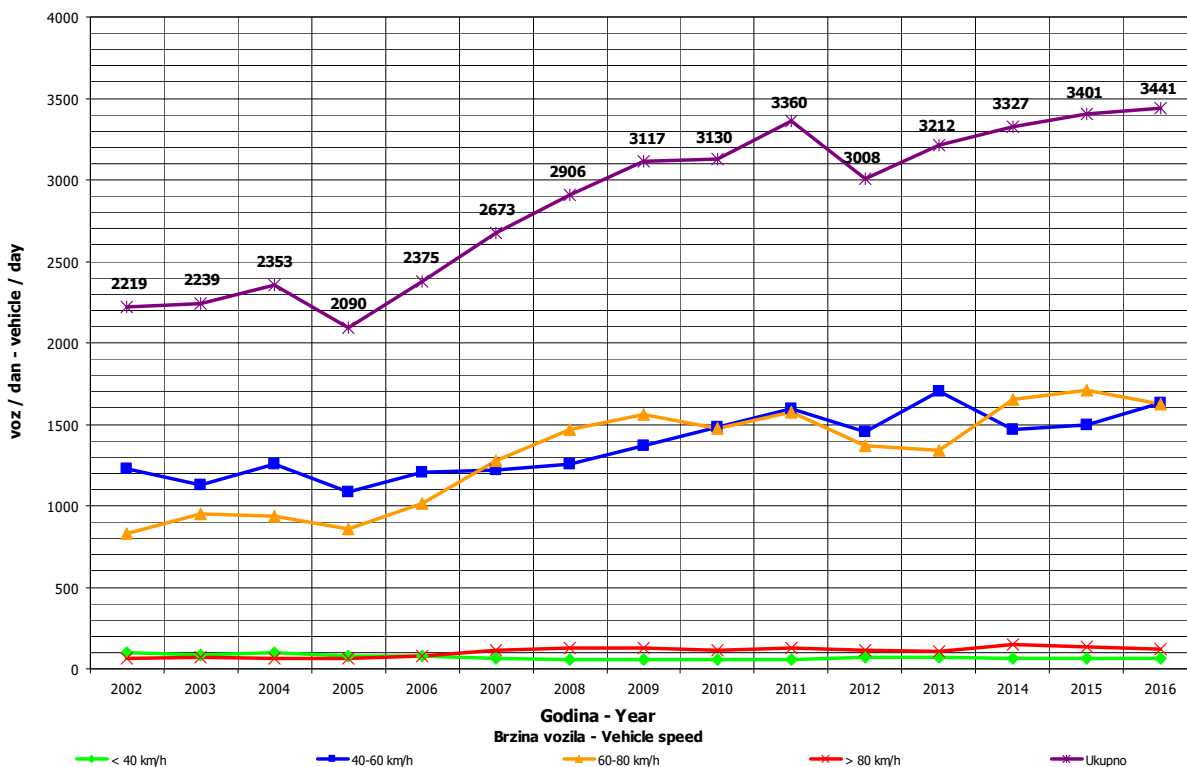
M 18 (MI-111) / Krupac - granica / border RS (Bogatići)

Month	Direction	minimum hour		maximum hour		minimum day		maximum day		day time average (5-21 h)	night average (21-05 h)	working day average	weekend average	summer average
		date/day	hour	veh/h	date/day	hour	veh/day	date/day	veh/day					
January	I	5/Tuesday	1	0	10/Sunday	10	182	28/Thursday	1428	1004	69	1065	1084	
	II	5/Tuesday	2	0	17/Sunday	16	237	28/Thursday	1553	1006	64	1037	1115	
	I+II	19/Tuesday	2	0	17/Sunday	16	311	28/Thursday	2837	2010	133	2102	2200	
February	I	1/Monday	2	0	28/Sunday	11	190	25/Thursday	484	909	63	927	1090	
	II	2/Tuesday	0	0	28/Sunday	17	238	25/Thursday	582	909	57	924	1077	
	I+II	2/Tuesday	0	0	28/Sunday	17	305	25/Thursday	987	1818	120	1851	2166	
March	I	1/Tuesday	1	0	19/Saturday	10	264	9/Wednesday	693	1159	74	1173	1409	
	II	4/Friday	2	0	27/Sunday	18	437	9/Wednesday	730	1169	69	1143	1513	
	I+II	10/Thursday	2	0	27/Sunday	18	483	9/Wednesday	1423	2329	143	2316	2922	
April	I	13/Wednesday	2	0	30/Saturday	9	678	11/Monday	1210	1697	98	1540	2303	
	II	5/Tuesday	2	0	30/Saturday	19	691	12/Tuesday	1190	1579	129	1469	2188	
	I+II	13/Wednesday	2	0	30/Saturday	19	767	12/Tuesday	2423	3276	227	3009	4491	
May	I	16/Monday	3	0	1/Sunday	10	374	16/Monday	1286	1772	112	1762	2107	
	II	8/Sunday	3	0	1/Sunday	19	713	17/Tuesday	1274	1805	168	1677	2511	
	I+II	3/Tuesday	3	2	1/Sunday	19	769	17/Tuesday	2611	3577	280	3439	4618	
June	I	1/Wednesday	3	0	5/Sunday	10	294	21/Tuesday	1447	1891	132	1884	2406	2023
	II	1/Wednesday	1	0	12/Sunday	20	612	22/Wednesday	1445	1756	235	1777	2581	1991
	I+II	2/Thursday	2	1	12/Sunday	20	654	22/Wednesday	2919	3647	367	3660	4987	4014
July	I	27/Wednesday	2	2	17/Sunday	11	336	4/Monday	2021	2328	234	2345	3017	2561
	II	1/Friday	2	2	3/Sunday	20	633	1/Friday	1869	2125	350	2182	3090	2475
	I+II	27/Wednesday	2	8	17/Sunday	19	717	4/Monday	4048	4453	584	4527	6107	5037
August	I	29/Monday	2	2	7/Sunday	10	436	31/Wednesday	1768	2214	207	2267	2864	2421
	II	16/Tuesday	4	2	7/Sunday	20	792	31/Wednesday	1676	2169	339	2251	3248	2509
	I+II	31/Wednesday	2	6	7/Sunday	20	875	31/Wednesday	3444	4384	546	4518	6112	4930
September	I	8/Thursday	2	0	17/Saturday	9	385	19/Monday	1672	1993	126	2013	2414	2120
	II	8/Thursday	3	1	18/Sunday	17	560	27/Tuesday	1670	1956	177	1931	2687	2132
	I+II	28/Wednesday	3	2	18/Sunday	17	626	27/Tuesday	3390	3949	303	3944	5101	4252
October	I	25/Tuesday	3	0	8/Saturday	10	317	25/Tuesday	1365	1764	99	1684	2240	
	II	4/Tuesday	1	1	9/Sunday	18	612	25/Tuesday	1346	1777	109	1627	2428	
	I+II	12/Wednesday	3	2	9/Sunday	18	691	25/Tuesday	2711	3541	208	3311	4668	
November	I	1/Tuesday	2	0	5/Saturday	8	265	30/Wednesday	1008	1478	110	1486	1741	
	II	15/Tuesday	4	0	6/Sunday	17	459	30/Wednesday	993	1484	111	1448	1839	
	I+II	28/Monday	2	0	6/Sunday	16	544	5/Saturday	2001	2962	220	2934	3580	
December	I	1/Thursday	1	0	6/Tuesday	12	177	17/Saturday	805	1044	67	1102	1132	
	II	1/Thursday	1	0	6/Tuesday	15	231	17/Saturday	700	1044	58	1090	1132	
	I+II	1/Thursday	1	0	6/Tuesday	15	320	17/Saturday	1505	2088	125	2192	2284	
Year	I	January 5/Tuesday	1	0	April 30/Saturday	9	678	February 25/Thursday	484	1605	116	1604	1984	2281
	II	January 5/Tuesday	2	0	August 7/Sunday	20	792	February 25/Thursday	503	1565	156	1546	2117	2277
	I+II	January 19/Tuesday	2	0	August 7/Sunday	20	875	February 25/Thursday	987	3170	271	3150	4101	4558

GODIŠNJA NERAVNOMJERNOST SAOBRAĆAJNOG TOKA TRAFFIC FLOW ANNUAL VARIATION

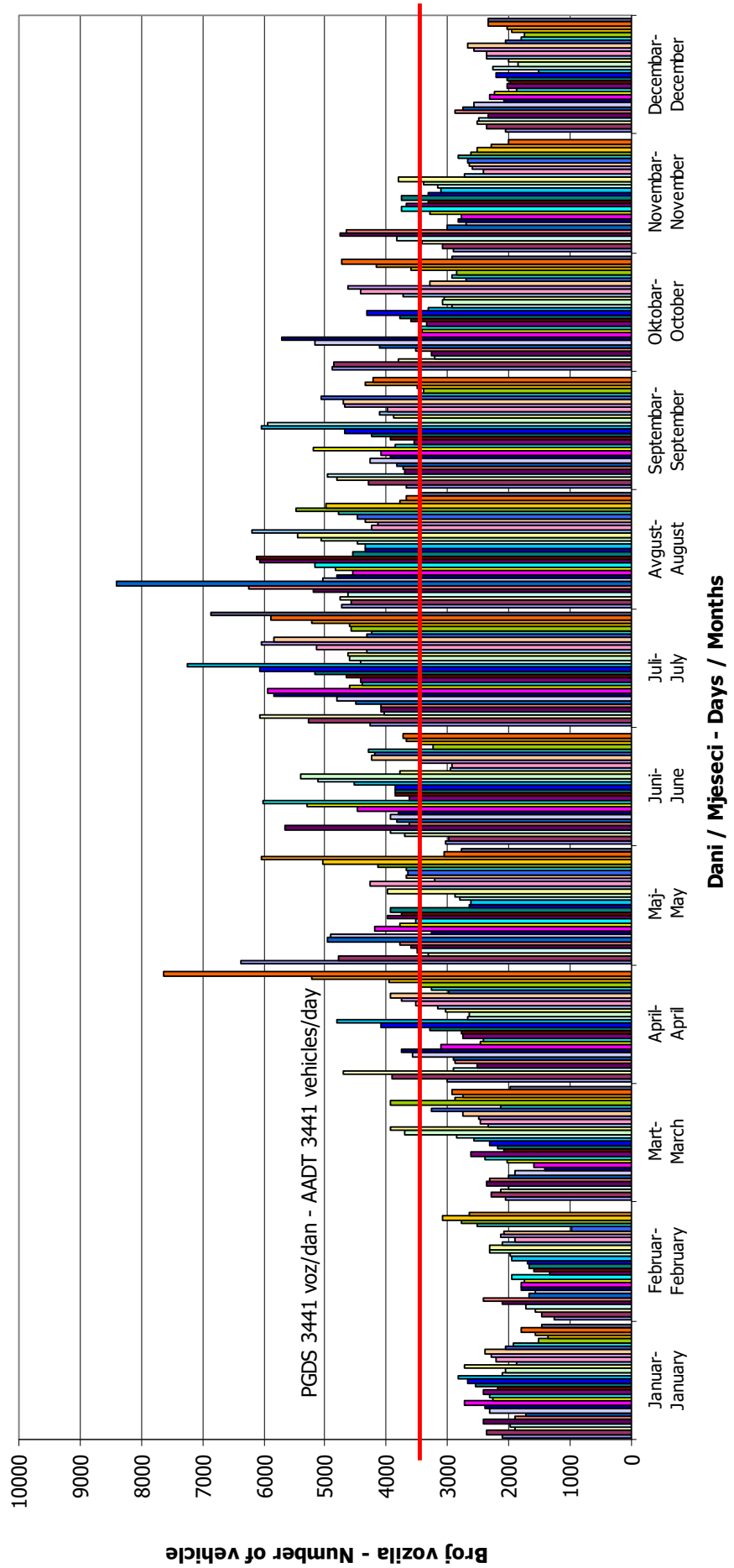
Automatski brojač broj - Automatic counter number
 Lokalitet - Location / Stacionaža - Mileage [km+m]
 Broj puta - Road number / Dionica - Section

000036
 Kijevo / 4+562,00
 M 18 (MI-111) / Krupac - granica / border RS
 (Bogatići)



**DNEVNA NERAVNOMJERNOST SAOBRAĆAJNOG TOKA
 TRAFFIC FLOW DAILY VARIATION**

Automatski brojač broj - Automatic counter number 000036
 Lokaliitet - Location / Stacionaža - Mileage [km+ᄡm] Kijevo / 4+562,00
 Broj puta - Road number/ Dionica - Section M 18 (M1-111) / Krupac - granica / border RS (Bogatići)

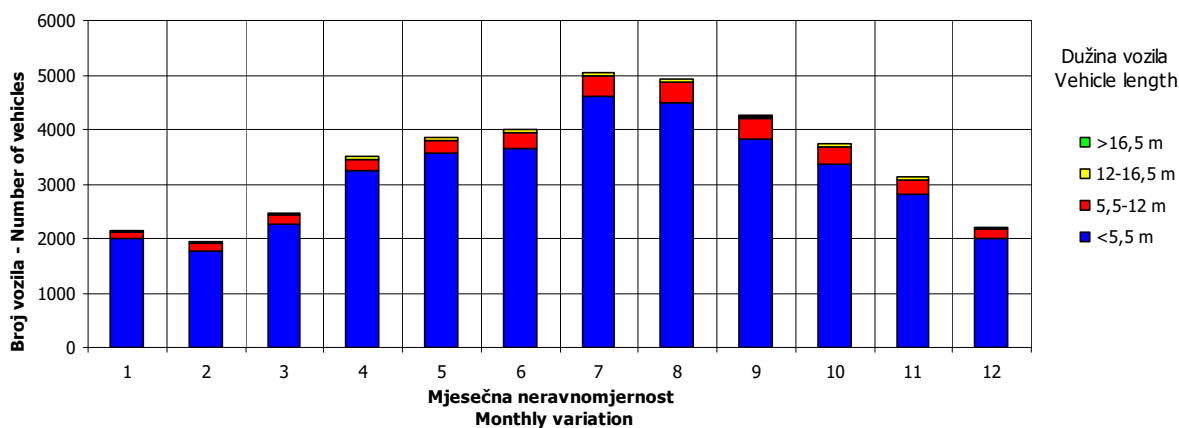
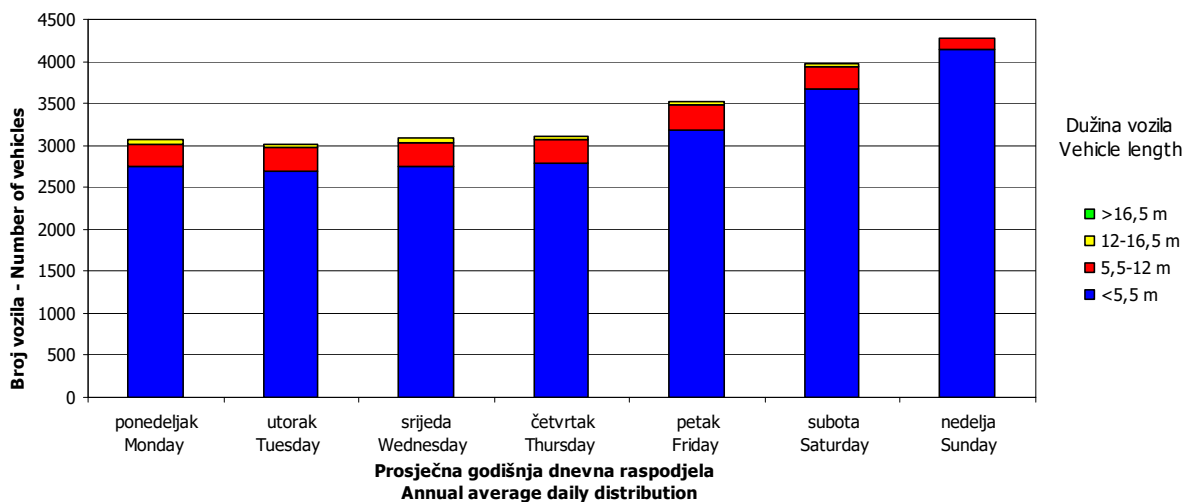
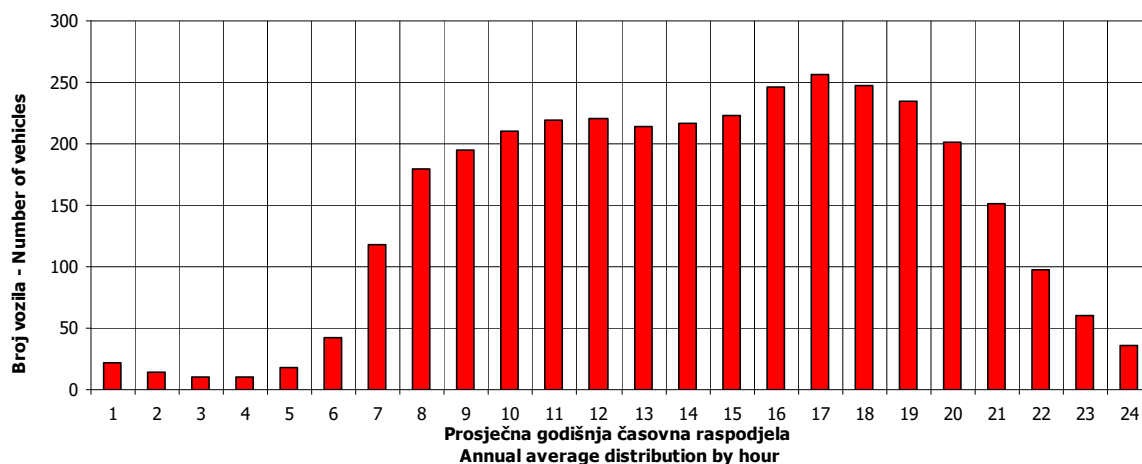


VREMENSKA RASPODJELA SAOBRAĆAJNOG TOKA TRAFFIC FLOW TIME DISTRIBUTION

Automatski brojač broj - Automatic counter number
 Lokalizet - Location / Stacionaža - Mileage [km+m]
 Broj puta - Road number / Dionica - Section

000036
 Kijevo / 4+562,00
 M 18 (MI-111) / Krupac - granica / border RS
 (Bogatići)

PGDS 3441 voz/dan AADT 3441 veh/day

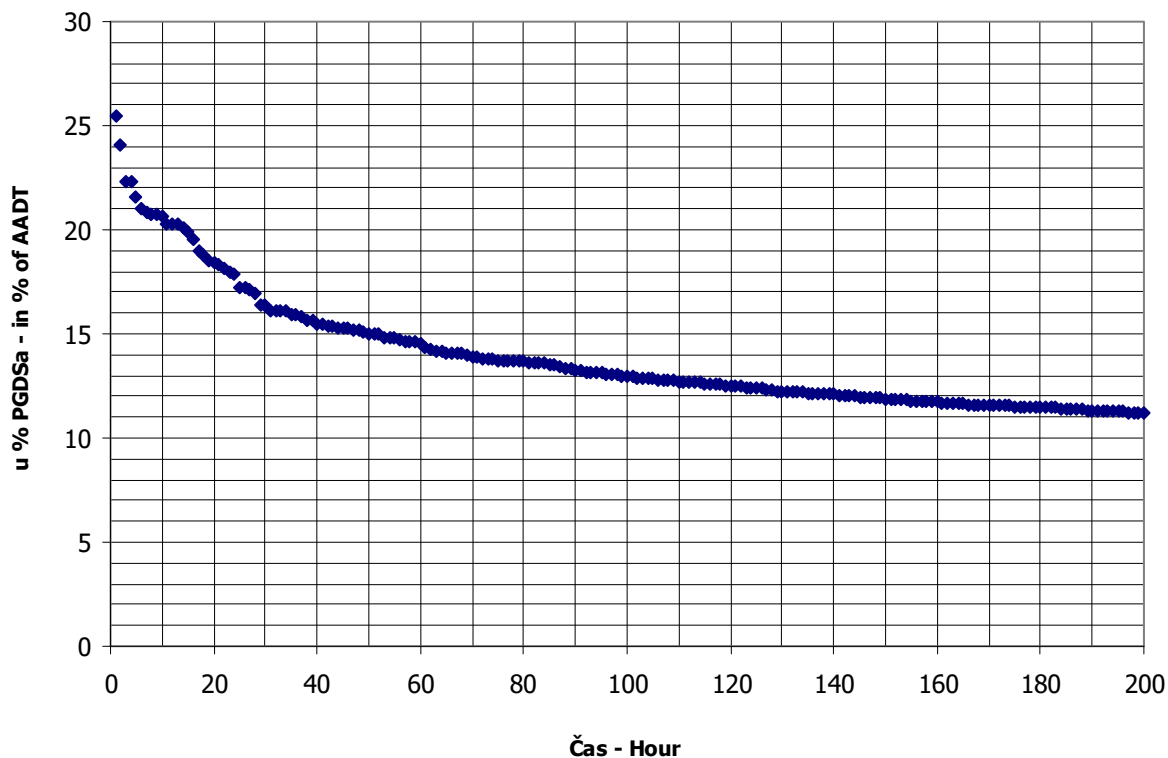


SATNA DISTRIBUCIJA SAOBRAĆAJNOG TOKA TRAFFIC FLOW HOURLY DISTRIBUTION

Automatski brojač broj - Automatic counter number
 Lokalitet - Location / Stacionaža - Mileage [km+m]
 Broj puta - Road number / Dionica - Section

000036
 Kijevo / 4+562,00
 M 18 (MI-111) / Krupac - granica / border RS
 (Bogatići)

PGDS - AADT	3441 voz/dan - veh/day							
Čas - Hour	Maksimalni vršni sat - Maximum peak hour	10	20	30	40	50	100	200
Sat u danu - Hour of day	20	18	19	19	18	12	19	17
Sat u godini - Hour in year	5277	5275	5444	4100	4603	2893	3068	4098
Dan - Day of week	nedelja - Sunday	nedelja - Sunday	nedelja - Sunday	nedelja - Sunday	nedelja - Sunday	subota - Saturday	subota - Saturday	nedelja - Sunday
Datum - Date	7	7	14	19	10	30	7	19
Mjesec - Month	avgust - August	avgust - August	avgust - August	juni - June	juli - July	april - April	maj - May	juni - June
Vrijednost - Value	875	711	635	564	533	517	446	386
% - percent	25.43	20.66	18.45	16.39	15.49	15.02	12.96	11.22



BROJANJE VOZILA NA MREŽI PUTEVA U REPUBLICI SRPSKOJ – 2016. GODINA
VEHICLE COUNTING ON THE ROAD NETWORK OF THE REPUBLIC OF SRPSKA – YEAR 2016

MJESEČNI BROJ VOZILA
MONTHLY NUMBER OF VEHICLES

Automatski brojač broj - Automatic counter number
 Lokalitet - Location / Stacionaža - Mileage [km+m]
 Broj puta - Road number / Dionica - Section

000037
 Stjenice / 13+684,00
 M 19.3 (MI-114) / Podromanija - Rogatica

	Mjesec - Month											
	Januar- January	Februar- February	Mart- March	April- April	Maj- May	Jun- June	Juli- July	August- August	Septembar- September	Oktober- October	Novembar- November	Decembar- December
1	1735	1379	1898	2843	3267	2153	3297	4426	3161	4602	2385	2800
2	2132	1467	2069	2738	2416	2493	3460	3821	3802	3747	2368	2613
3	2165	1554	1969	3222	2327	2881	3998	4068	4001	2953	2579	2981
4	1952	1809	2523	2916	2747	2914	2883	3876	3932	2974	3212	3555
5	2050	2119	2426	2471	4640	3090	2709	4552	2572	2332	3403	2484
6	1597	2299	2363	2626	4822	2479	3027	4965	2407	3220	3326	2069
7	1499	1610	2608	2463	3091	2326	2997	5831	2669	3279	2337	1930
8	2423	1513	2154	3050	3137	2450	3663	4046	2835	4418	2270	2042
9	2569	1781	2026	3149	2425	2628	3948	4066	3440	4264	2259	2082
10	2445	1714	2115	3254	2385	3251	4167	3790	3465	2631	2514	1786
11	1947	1704	2469	2391	2769	3554	3362	3706	3696	2574	2978	1844
12	2161	2019	1961	2103	2727	3646	3154	4081	4145	2543	3011	1740
13	2179	1424	2074	2515	3207	2606	3213	4309	4151	2756	3066	1696
14	1999	1654	1964	2461	3056	2595	3508	4804	2846	3172	2759	1796
15	2446	1787	1926	3261	3019	2589	4062	3535	2787	3228	2806	1797
16	2241	1642	2043	3532	2322	2583	4580	3348	2812	3208	3359	2124
17	2396	1763	1927	3778	2015	3062	4988	3765	2743	2559	2653	1571
18	1982	1777	2418	2802	2259	3389	3547	5320	3346	2577	2907	2175
19	2052	2174	2398	2349	2368	3565	3363	4948	3579	2594	2803	1900
20	1553	2089	2705	2551	2965	2532	3561	4415	3535	2426	3319	1920
21	2322	1898	1972	3124	2939	2400	3454	4555	2756	3222	2494	2165
22	2360	1823	1898	2924	3264	2442	3981	3133	2614	3453	2169	2178
23	1996	1837	1946	2862	2522	2518	4640	2926	3247	3651	2328	2509
24	2093	1943	2022	3087	2436	3289	4831	5481	3364	2487	2397	2421
25	1895	2098	2503	3047	2268	3080	3600	4437	3065	2404	2904	1997
26	1855	2780	1945	2610	2559	3341	3316	3733	5496	2382	3124	1890
27	1624	2592	2116	2502	3071	2782	3340	3878	3744	2455	2781	1868
28	1374	2414	2038	2567	3411	2759	3591	4192	3630	3053	2303	1915
29	1658	2555	1927	3026	3579	2722	4598	3144	3082	3187	2668	2192
30	1521		1778	3184	2378	2881	5237	3038	3325	3637	2898	2262
31	1434		2884		2160		5580	3174		2549		2185
Ukupno- Total	61623	55188	66993	85401	88543	84928	117715	127420	100256	94521	82388	66413
Prosjek- Average	1988	1903	2161	2847	2856	2831	3797	4110	3342	3049	2746	2142
Godišnji prosjek (PGDS) - Annual average (AADT)												2818

BROJANJE VOZILA NA MREŽI PUTEVA U REPUBLICI SRPSKOJ – 2016. GODINA
VEHICLE COUNTING ON THE ROAD NETWORK OF THE REPUBLIC OF SRPSKA – YEAR 2016

STRUKTURA SAOBRAĆAJNOG TOKA
TRAFFIC FLOW COMPOSITION

Automatski brojač broj - Automatic counter number
 Lokalizet - Location / Stacionaža - Mileage [km+m]
 Broj puta - Road number / Dionica - Section

000037
 Stjenice / 13+684,00
 M 19.3 (MI-114) / Podromanija - Rogatica

Mjesec- Month	Smjer- Direction	Dužina vozila - Vehicle length								Ukupno- Total
		< 5,5 m	(%)	5,5 - 12 m	(%)	12 - 16,5 m	(%)	< 16,5 m	(%)	
Januar - January	I	28022	91.1	2137	6.9	598	1.9	8	0.0	30765
	II	27741	89.9	2315	7.5	794	2.6	8	0.0	30858
	ukupno - total	55763	90.5	4453	7.2	1392	2.3	16	0.0	61623
Februar - February	I	24868	89.5	2268	8.2	646	2.3	8	0.0	27790
	II	24080	87.9	2482	9.1	832	3.0	4	0.0	27398
	ukupno - total	48948	88.7	4750	8.6	1478	2.7	12	0.0	55188
Mart - March	I	30105	88.9	2809	8.3	933	2.8	4	0.0	33851
	II	29070	87.7	2917	8.8	1145	3.5	9	0.0	33142
	ukupno - total	59176	88.3	5726	8.5	2078	3.1	13	0.0	66993
April - April	I	39014	90.3	2930	6.8	1231	2.9	16	0.0	43192
	II	37749	89.4	2959	7.0	1493	3.5	8	0.0	42209
	ukupno - total	76763	89.9	5890	6.9	2725	3.2	24	0.0	85401
Maj - May	I	41085	90.3	3185	7.0	1193	2.6	11	0.0	45475
	II	38385	89.1	3154	7.3	1522	3.5	7	0.0	43068
	ukupno - total	79470	89.8	6339	7.2	2715	3.1	18	0.0	88543
Juni - June	I	39101	89.6	3148	7.2	1367	3.1	21	0.0	43636
	II	36537	88.5	3068	7.4	1675	4.1	12	0.0	41291
	ukupno - total	75637	89.1	6216	7.3	3042	3.6	33	0.0	84928
Juli - July	I	57422	92.5	3166	5.1	1458	2.3	18	0.0	62065
	II	50930	91.5	3048	5.5	1660	3.0	13	0.0	55650
	ukupno - total	108352	92.0	6214	5.3	3118	2.6	31	0.0	117715
Avgust - August	I	56942	91.7	3468	5.6	1663	2.7	21	0.0	62094
	II	59938	91.8	3499	5.4	1875	2.9	14	0.0	65326
	ukupno - total	116880	91.7	6967	5.5	3537	2.8	35	0.0	127420
Septembar - September	I	45424	90.4	3359	6.7	1447	2.9	19	0.0	50248
	II	44914	89.8	3429	6.9	1613	3.2	52	0.1	50008
	ukupno - total	90337	90.1	6788	6.8	3060	3.1	71	0.1	100256
Oktobar - October	I	41450	89.2	3571	7.7	1434	3.1	12	0.0	46467
	II	40239	83.7	6032	12.6	1773	3.7	9	0.0	48054
	ukupno - total	81689	86.4	9604	10.2	3207	3.4	21	0.0	94521
Novembar - November	I	37188	88.8	3329	8.0	1326	3.2	14	0.0	41856
	II	35526	87.7	3404	8.4	1595	3.9	7	0.0	40532
	ukupno - total	72714	88.3	6733	8.2	2920	3.5	21	0.0	82388
Decembar - December	I	29460	88.5	2729	8.2	1098	3.3	15	0.0	33301
	II	28954	87.4	2929	8.8	1216	3.7	12	0.0	33112
	ukupno - total	58414	88.0	5658	8.5	2314	3.5	27	0.0	66413
Ukupno (godišnje) - Total (annual)	I	470080	90.3	36099	6.9	14394	2.8	168	0.0	520741
	II	454063	88.9	39236	7.7	17192	3.4	156	0.0	510647
	ukupno - total	924144	89.6	75335	7.3	31586	3.1	323	0.0	1031388
Prosjeak (PGDS) - Average (AADT)	I	1284	90.3	99	6.9	39	2.8	0	0.0	1423
	II	1241	88.9	107	7.7	47	3.4	0	0.0	1395
	ukupno - total	2525	89.6	206	7.3	86	3.1	1	0.0	2818

BRONANJE VOZILA NA MREŽI PUTEVA U REPUBLICI SRPSKOJ – 2016. GODINA
VEHICLE COUNTING ON THE ROAD NETWORK OF THE REPUBLIC OF SRPSKA – YEAR 2016

SAOBRAĆAJNI POKAZATELJI

000037
 Sjenice / 13+684,00
 M 19.3 (MI-114) / Podromanija - Rogatica

Automatski brojač broj
 Lokalizet / Stacionaža [km+m]
 Broj puta / Dionica

Mjesec	Smjer	minimalni čas		maksimalni čas		minimalni dan		maksimalni dan		dnevni prosjek (05-21 h)	noćni prosjek (21-05 h)	prosjek radnim danom	prosjek vikendom	ljetni prosjek
		datum/dan	čas	voz/h	voz/dan	datum/dan	voz/dan	datum/dan	voz/dan					
Januar	I	četvrtak/7.	0	15	132	nedjelja/31.	625	subota/9.	1316	925	68	1013	965	
	II	četvrtak/7.	0	15	186	četvrtak/28.	678	nedjelja/17.	1314	917	79	978	1021	
	I+II	četvrtak/7.	1	15	301	četvrtak/28.	1374	subota/9.	2569	1842	147	1991	1986	
Februar	I	utorak/2.	2	10	146	ponedjeljak/1.	670	petak/26.	1516	896	63	940	1008	
	II	ponedjeljak/8.	1	15	193	subota/13.	698	ponedjeljak/29.	1575	875	70	929	990	
	I+II	utorak/2.	2	9	271	ponedjeljak/1.	1379	petak/26.	2780	1771	133	1868	1998	
Mart	I	utorak/1.	2	16	136	srijeda/30.	873	četvrtak/31.	1451	1016	77	1079	1133	
	II	srijeda/9.	1	17	228	srijeda/20.	905	ponedjeljak/7.	1557	985	86	1055	1115	
	I+II	srijeda/23.	3	17	314	srijeda/30.	1778	četvrtak/31.	2884	2001	162	2134	2249	
April	I	utorak/5.	2	8	182	subota/16.	1066	subota/16.	2008	1326	113	1378	1560	
	II	utorak/26.	2	18	397	nedjelja/17.	1037	nedjelja/17.	2284	1274	134	1301	1623	
	I+II	utorak/5.	2	18	489	nedjelja/17.	2103	nedjelja/17.	3778	2600	247	2679	3183	
Maj	I	srijeda/18.	3	18	424	četvrtak/5.	1008	četvrtak/5.	2950	1344	123	1460	1478	
	II	utorak/3.	2	18	277	utorak/17.	1007	nedjelja/29.	2086	1252	138	1287	1577	
	I+II	utorak/17.	2	18	615	utorak/17.	2015	petak/6.	4822	2596	260	2747	3055	
Juni	I	petak/17.	11	9	184	srijeda/1.	1113	subota/11.	1999	1310	145	1392	1629	1455
	II	utorak/28.	2	19	296	srijeda/1.	1040	nedjelja/12.	2095	1220	158	1264	1693	1378
	I+II	utorak/21.	2	19	384	srijeda/1.	2153	nedjelja/12.	3646	2530	303	2656	3322	2833
Juli	I	utorak/5.	4	9	250	subota/23.	1422	nedjelja/31.	2816	1749	251	1840	2337	2000
	II	utorak/26.	2	18	323	nedjelja/17.	1287	nedjelja/31.	2764	1570	225	1599	2206	1795
	I+II	utorak/5.	4	13	436	nedjelja/17.	2709	nedjelja/31.	5580	3319	476	3439	4543	3795
Avgust	I	srijeda/31.	2	6	293	četvrtak/18.	1432	srijeda/24.	2807	1751	251	1954	2138	2001
	II	ponedjeljak/29.	3	18	382	nedjelja/7.	1494	nedjelja/7.	3353	1772	335	1977	2481	2107
	I+II	ponedjeljak/29.	3	17	478	nedjelja/7.	2926	nedjelja/7.	5831	3522	586	3931	4619	4108
Septembar	I	utorak/6.	2	9	236	ponedjeljak/26.	1234	ponedjeljak/26.	2143	1523	151	1628	1802	1674
	II	nedjelja/25.	1	18	382	nedjelja/25.	1163	ponedjeljak/26.	3353	1470	197	1674	1649	1667
	I+II	subota/24.	2	18	473	ponedjeljak/26.	2407	ponedjeljak/26.	5496	2994	348	3302	3452	3342
Oktobar	I	utorak/11.	2	7	203	subota/1.	1191	subota/1.	2085	1381	118	1384	1741	
	II	petak/14.	1	17	389	srijeda/5.	1007	subota/8.	2611	1310	240	1337	1998	
	I+II	utorak/11.	2	17	527	srijeda/5.	2332	subota/1.	4602	2691	359	2721	3740	
Novembar	I	subota/19.	1	16	172	utorak/22.	1101	subota/5.	1848	1288	133	1352	1494	
	II	utorak/15.	3	16	245	utorak/22.	1068	srijeda/16.	1936	1239	131	1270	1542	
	I+II	utorak/15.	3	16	400	utorak/22.	2169	subota/5.	3403	2527	264	2622	3036	
Decembar	I	utorak/6.	2	15	144	subota/17.	819	četvrtak/1.	1593	998	77	1071	1086	
	II	četvrtak/8.	2	16	294	subota/17.	752	nedjelja/4.	2245	990	79	1019	1194	
	I+II	petak/16.	2	16	416	subota/17.	1571	nedjelja/4.	3555	1989	156	2090	2279	
Godina	I	četvrtak/7.1.	1	18	424	četvrtak/5.5.	625	četvrtak/5.5.	2950	1329	131	1374	1531	1783
	II	četvrtak/7.1.	0	18	397	četvrtak/28.1.	678	nedjelja/7.8.	3353	1240	156	1307	1591	1737
	I+II	četvrtak/7.1.	1	18	615	četvrtak/28.1.	1374	četvrtak/7.8.	5831	2532	287	2682	3122	3520

BROJANJE VOZILA NA MREŽI PUTEVA U REPUBLICI SRPSKOJ – 2016. GODINA
VEHICLE COUNTING ON THE ROAD NETWORK OF THE REPUBLIC OF SRPSKA – YEAR 2016

TRAFFIC PARAMETERS

Automatic counter number
 Location / Mileage [km+m]
 Road number / Section

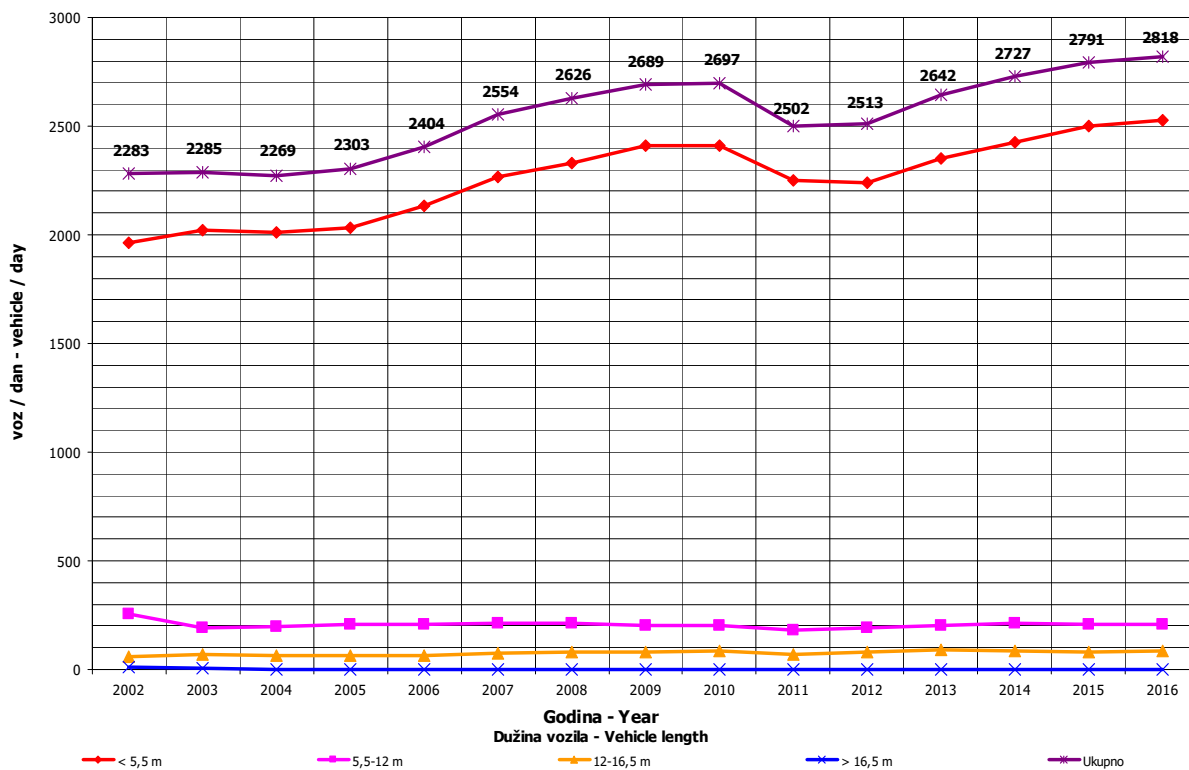
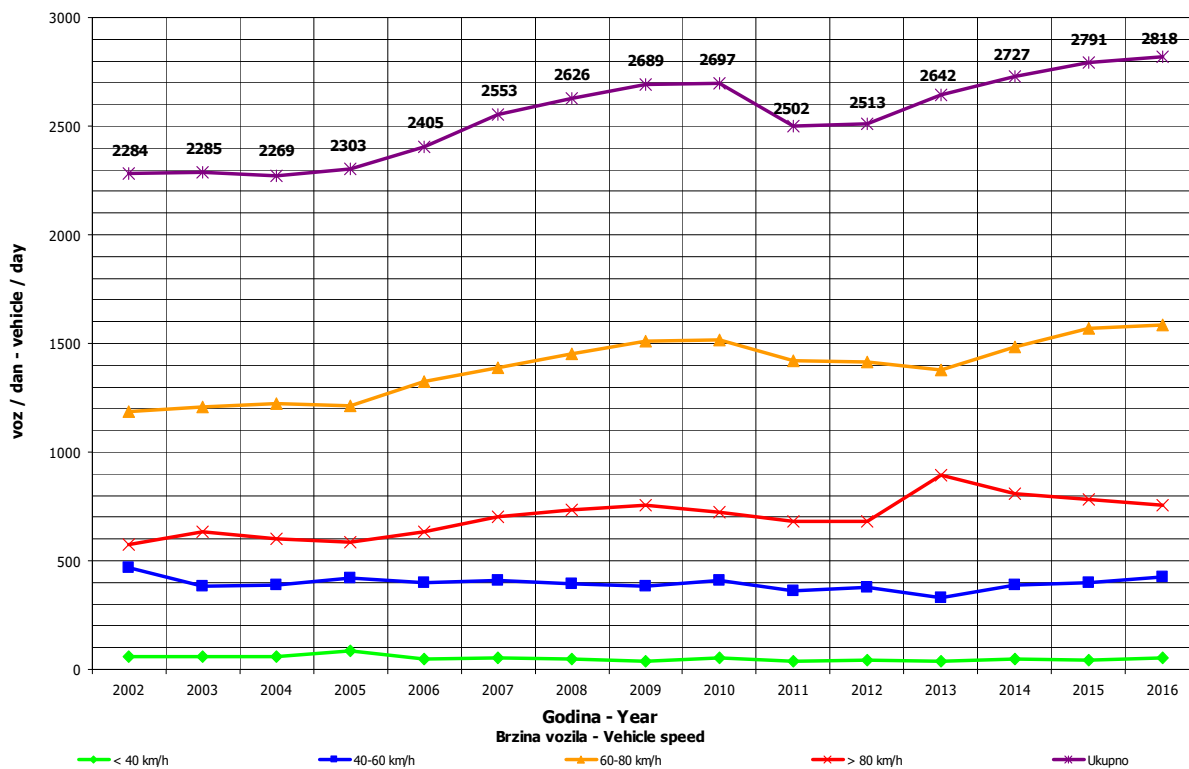
000037
 Sjenice / 13+684,00
 M 19.3 (MI-114) / Podromanija - Rogatica

Month	Direction	minimum hour		maximum hour		minimum day		maximum day		day time average (5-21 h)	night average (21-05 h)	working day average	weekend average	summer average
		date/day	hour	date/day	hour	date/day	veh/day	date/day	veh/day					
January	I	7/Thursday	1	10/Sunday	15	31/Sunday	625	9/Saturday	1316	925	68	1013	965	
	II	7/Thursday	0	3/Sunday	15	28/Thursday	678	17/Sunday	1314	917	79	978	1021	
	I+II	7/Thursday	1	10/Sunday	15	28/Thursday	1374	9/Saturday	2569	1842	147	1991	1986	
February	I	2/Tuesday	2	27/Saturday	10	1/Monday	670	26/Friday	1516	896	63	940	1008	
	II	8/Monday	1	0	15	13/Saturday	698	1/Monday	1575	875	70	929	990	
	I+II	2/Tuesday	2	6/Saturday	9	1/Monday	1379	26/Friday	2780	1771	133	1868	1998	
March	I	1/Tuesday	2	4/Friday	16	30/Wednesday	873	31/Thursday	1451	1016	77	1079	1133	
	II	9/Wednesday	1	20/Sunday	17	30/Wednesday	905	7/Monday	1557	985	86	1055	1115	
	I+II	23/Wednesday	3	20/Sunday	17	30/Wednesday	1778	31/Thursday	2884	2001	162	2134	2249	
April	I	5/Tuesday	2	16/Saturday	8	12/Tuesday	1066	16/Saturday	2008	1326	113	1378	1560	
	II	26/Tuesday	2	17/Sunday	18	12/Tuesday	1037	17/Sunday	2284	1274	134	1301	1623	
	I+II	5/Tuesday	2	17/Sunday	18	12/Tuesday	2103	17/Sunday	3778	2600	247	2679	3183	
May	I	18/Wednesday	3	0	18	424	1008	5/Thursday	2950	1344	123	1460	1478	
	II	3/Tuesday	2	1	18	277	1007	17/Tuesday	2086	1252	138	1287	1577	
	I+II	17/Tuesday	2	3	18	615	2015	6/Friday	4822	2596	260	2747	3055	
June	I	17/Friday	11	0	18	184	1113	1/Wednesday	1999	1310	145	1392	1629	1455
	II	28/Tuesday	2	0	19	296	1040	1/Wednesday	2095	1220	158	1264	1693	1378
	I+II	21/Tuesday	2	5	19	384	2153	1/Wednesday	3646	2530	303	2656	3322	2833
July	I	5/Tuesday	4	23/Saturday	9	250	1422	5/Tuesday	2816	1749	251	1840	2337	2000
	II	26/Tuesday	2	3	18	323	1287	31/Sunday	2764	1570	225	1599	2206	1795
	I+II	5/Tuesday	4	13	18	436	2709	31/Sunday	5580	3319	476	3439	4543	3795
August	I	31/Wednesday	2	6	19	293	1432	24/Wednesday	2807	1751	251	1954	2138	2001
	II	29/Monday	3	4	18	382	1494	7/Sunday	3353	1772	335	1977	2481	2107
	I+II	29/Monday	3	14	17	478	2926	7/Sunday	5831	3522	586	3931	4619	4108
September	I	6/Tuesday	2	3	9	236	1234	26/Monday	2143	1523	151	1628	1802	1674
	II	25/Sunday	1	0	18	382	1163	26/Monday	3353	1470	197	1674	1649	1667
	I+II	24/Saturday	2	7	18	473	2407	26/Monday	5496	2994	348	3302	3452	3342
October	I	11/Tuesday	2	1	7	203	1191	1/Saturday	2085	1381	118	1384	1741	
	II	14/Friday	1	0	17	389	1007	8/Saturday	2611	1310	240	1337	1998	
	I+II	11/Tuesday	2	2	17	527	2332	1/Saturday	4602	2691	359	2721	3740	
November	I	19/Saturday	1	1	16	172	1101	5/Saturday	1848	1288	133	1352	1494	
	II	15/Tuesday	3	0	16	245	1068	16/Wednesday	1936	1239	131	1270	1542	
	I+II	15/Tuesday	3	2	16	400	2169	5/Saturday	3403	2527	264	2622	3036	
December	I	6/Tuesday	2	1	15	144	819	1/Thursday	1593	998	77	1071	1086	
	II	8/Thursday	2	0	16	294	752	4/Sunday	2245	990	79	1019	1194	
	I+II	16/Friday	2	2	16	416	1571	4/Sunday	3555	1989	156	2090	2279	
Year	I	January 7/Thursday	1	0	18	424	625	May 5/Thursday	2950	1374	131	1374	1531	1783
	II	January 7/Thursday	0	0	18	397	678	August 7/Sunday	3353	1240	156	1307	1591	1737
	I+II	January 7/Thursday	1	1	18	615	1374	August 7/Sunday	5831	2532	287	2682	3122	3520

GODIŠNJA NERAVNOMJERNOST SAOBRAĆAJNOG TOKA TRAFFIC FLOW ANNUAL VARIATION

Automatski brojač broj - Automatic counter number
 Lokalizet - Location / Stacionaža - Mileage [km+m]
 Broj puta - Road number / Dionica - Section

000037
 Stjenice / 13+684,00
 M 19.3 (MI-114) / Podromanija - Rogatica



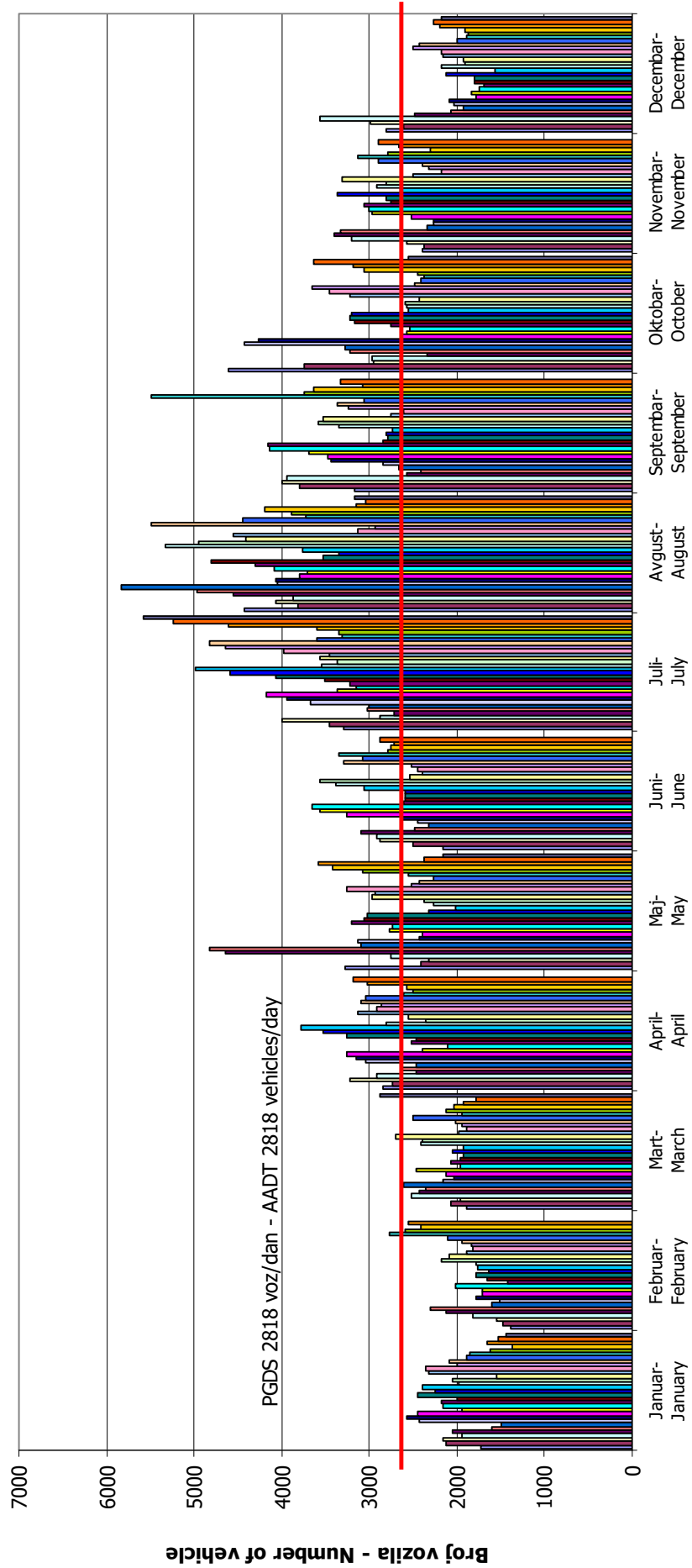
**DNEVNA NERAVNOMJERNOST SAOBRAĆAJNOG TOKA
 TRAFFIC FLOW DAILY VARIATION**

Automatski brojač broj - Automatic counter number
 Lokalizet - Location / Stacionaža - Mileage [km+tm]
 Broj puta - Road number/ Dionica - Section

000037

Sjenice / 13+684,00

M 19.3 (MI-114) / Podromanija - Rogatica



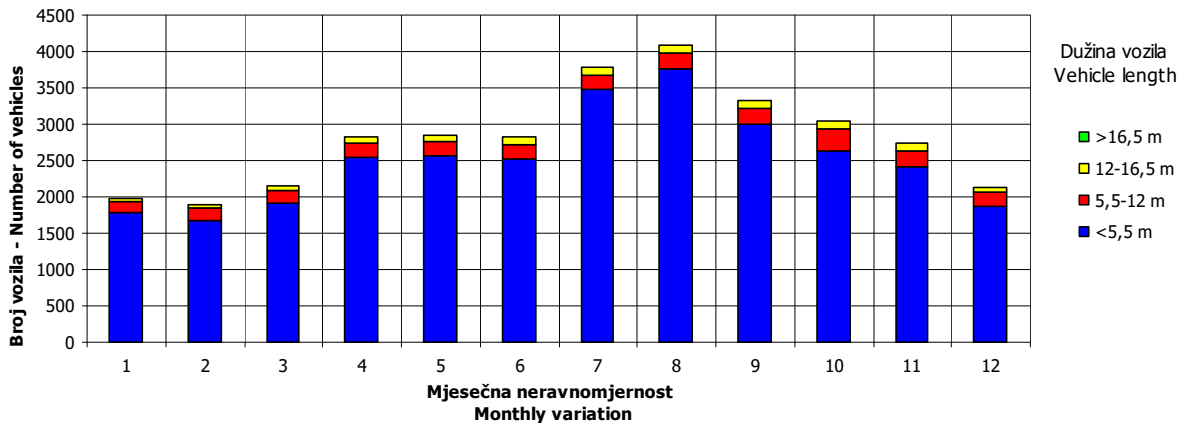
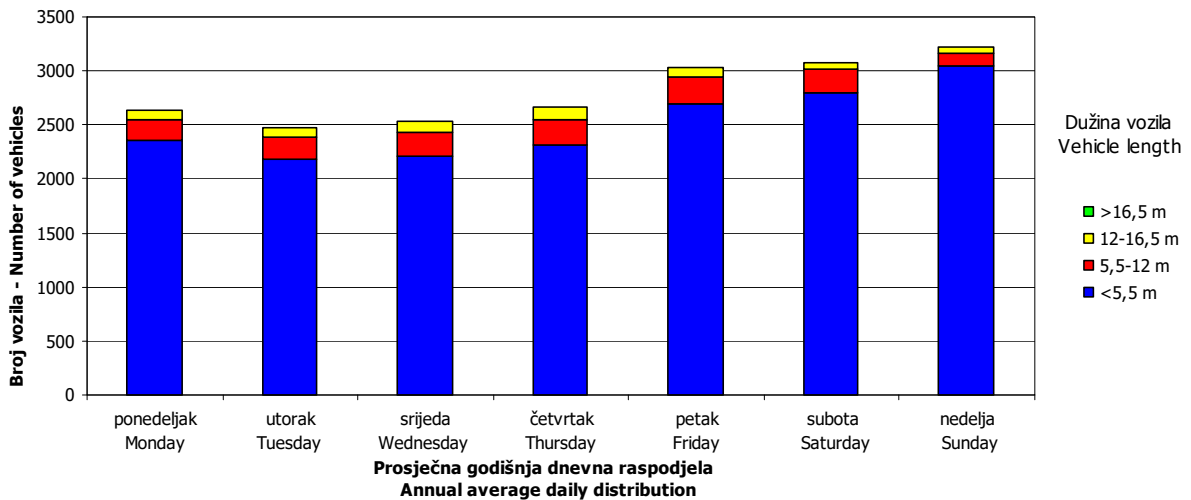
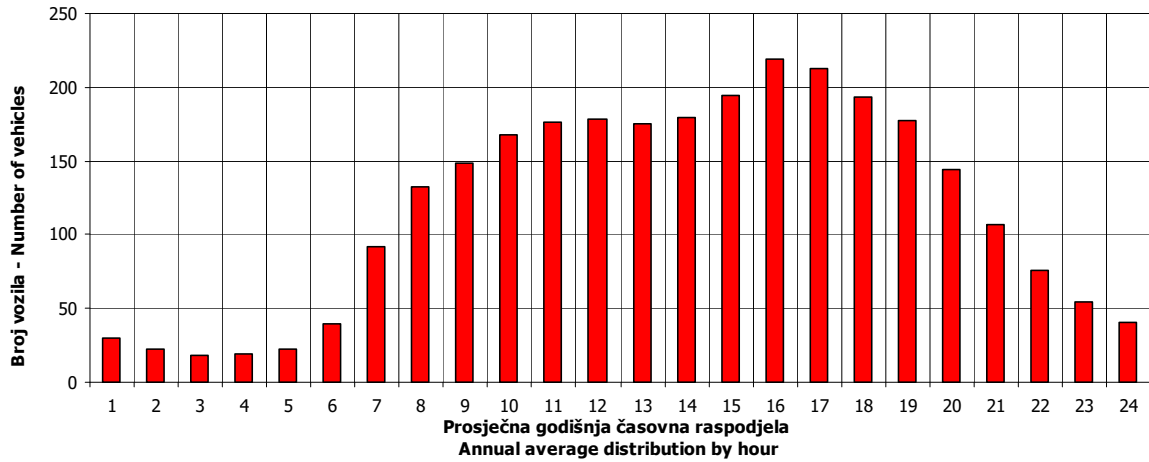
Dani / Mjeseci - Days / Months

VREMENSKA RASPODJELA SAOBRAĆAJNOG TOKA TRAFFIC FLOW TIME DISTRIBUTION

Automatski brojač broj - Automatic counter number
 Lokalizet - Location / Stacionaža - Mileage [km+m]
 Broj puta - Road number / Dionica - Section

000037
 Stjenice / 13+684,00
 M 19.3 (MI-114) / Podromanija - Rogatica

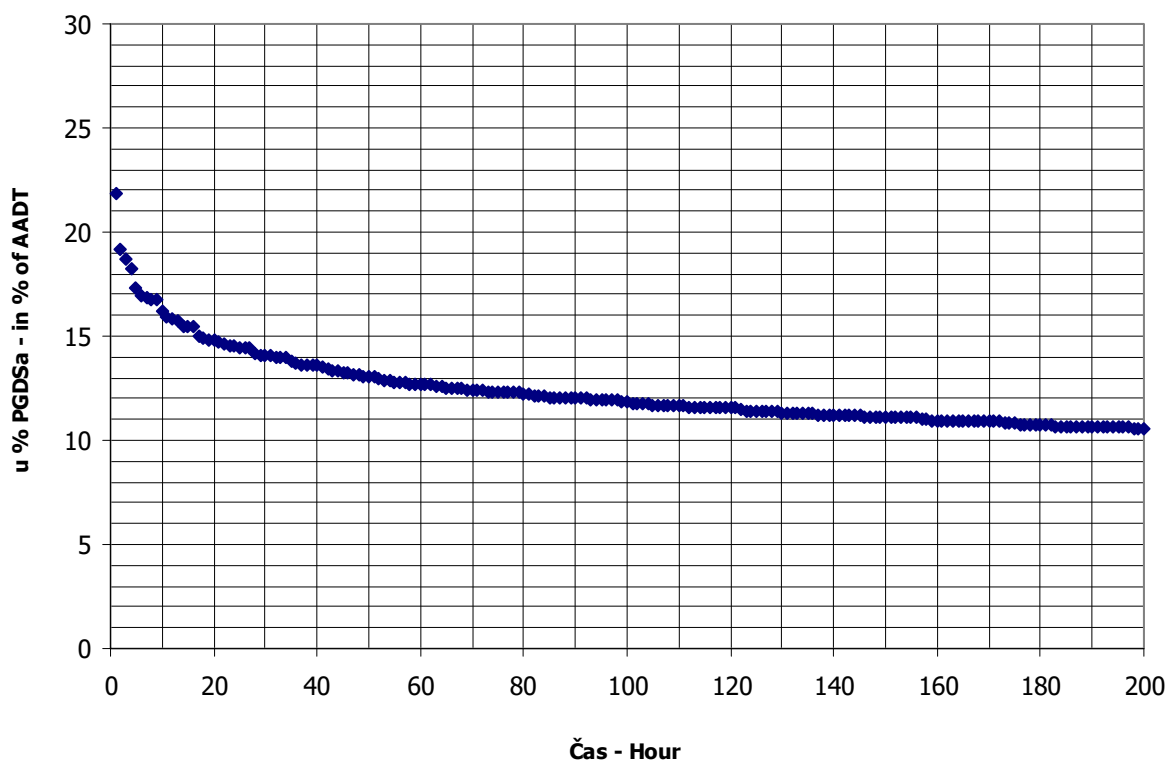
PGDS 2818 voz/dan AADT 2818 veh/day



SATNA DISTRIBUCIJA SAOBRAĆAJNOG TOKA
TRAFFIC FLOW HOURLY DISTRIBUTION

Automatski brojač broj - Automatic counter number 000037
 Lokalitet - Location / Stacionaža - Mileage [km+m] Stjenice / 13+684,00
 Broj puta - Road number / Dionica - Section M 19.3 (MI-114) / Podromanija - Rogatica

PGDS - AADT	2818 voz/dan - veh/day							
Čas - Hour	Maksimalni vršni sat - Maximum peak hour	10	20	30	40	50	100	200
Sat u danu - Hour of day	18	19	15	18	17	18	15	15
Sat u godini - Hour in year	3019	5540	7288	4939	5778	5779	5440	5536
Dan - Day of week	četvrtak - Thursday	četvrtak - Thursday	nedjelja - Sunday	nedjelja - Sunday	nedjelja - Sunday	nedjelja - Sunday	nedjelja - Sunday	četvrtak - Thursday
Datum - Date	5	18	30	24	28	28	14	18
Mjesec - Month	maj - May	avgust - August	oktobar - October	juli - July	avgust - August	avgust - August	avgust - August	avgust - August
Vrijednost - Value	615	456	417	396	383	367	333	297
% - percent	21.82	16.18	14.80	14.05	13.59	13.02	11.81	10.54



BROJANJE VOZILA NA MREŽI PUTEVA U REPUBLICI SRPSKOJ – 2016. GODINA
VEHICLE COUNTING ON THE ROAD NETWORK OF THE REPUBLIC OF SRPSKA – YEAR 2016

MJESEČNI BROJ VOZILA
MONTHLY NUMBER OF VEHICLES

Automatski brojač broj - Automatic counter number
 Lokalitet - Location / Stacionaža - Mileage [km+m]
 Broj puta - Road number / Dionica - Section

000038
 Svibo / 6+062,00
 M 5 (MI-114) / Ustiprača - Međeđa

	Mjesec - Month											
	Januar- January	Februar- February	Mart- March	April- April	Maj- May	Jun- June	Juli- July	August- August	Septembar- September	Oktober- October	Novembar- November	Decembar- December
1	1153	968	1253	2097	2895	1597	2387	3520	2112	2337	1654	1090
2	1471	988	1411	1832	2803	1751	2476	2862	2389	2164	1672	1389
3	1583	1059	1403	2008	1868	2034	2735	3111	2535	1939	1720	1235
4	1409	1216	1420	2196	2041	1892	2210	3065	2457	1749	2197	1276
5	1400	1374	1388	1800	2043	2087	2106	3465	2045	1801	1950	1322
6	1118	1471	1200	1815	3027	1832	2216	3748	2007	2027	2180	1350
7	964	1078	1231	1794	2119	1673	2147	4123	2390	2285	1614	1386
8	1514	1056	1261	2161	2107	1762	2648	3124	2312	2350	1574	1999
9	1750	1193	1057	2034	1699	1843	2940	3000	2717	2726	1675	2031
10	1666	1153	1160	2047	1681	2303	2921	2981	2654	1715	1819	1751
11	1381	1184	1404	1675	1856	2357	2796	2990	3041	1791	2014	1799
12	1452	1393	1466	1565	1876	2414	2417	3224	2132	1800	1950	1700
13	1572	941	1352	1638	2174	1818	2411	3467	2082	1900	2022	1657
14	1320	1009	1380	1719	2067	2001	2678	3642	2034	2115	1837	1755
15	1601	1211	1355	1863	2045	1854	3076	2685	2074	2042	1773	1760
16	1419	1049	1447	1942	1600	1814	3565	2685	2595	2155	2100	2074
17	1450	1161	1472	1883	1459	2200	3436	2911	2731	1715	1843	1532
18	1391	1257	1750	1651	1580	2295	2781	3236	3044	1708	2044	2130
19	1397	1331	1830	1576	1609	2434	2586	3523	2219	1837	1903	1855
20	934	1305	1860	1712	1932	1821	2694	3540	2408	1723	2104	1880
21	1593	1173	1575	1700	1966	1777	2439	3658	2277	2161	1771	2121
22	1559	1296	1433	1920	2270	1747	3024	2458	2197	2187	1473	2132
23	1306	1420	1540	1788	1803	1841	3494	2284	2501	2316	1619	2452
24	1335	998	1584	1885	1747	2246	3537	3095	2478	1708	1570	2366
25	1315	1357	1879	1645	1727	2085	2810	2444	2649	1666	1673	1951
26	1361	1781	1312	1626	1714	2302	2640	2857	2064	1718	1508	1792
27	1100	1622	1867	1702	2145	1938	2602	3209	1872	1639	1620	1602
28	888	1469	1580	1863	2158	1981	2724	3083	1929	1979	1452	1966
29	1069	1734	1561	3182	2208	2084	3395	2291	2123	2076	1429	1875
30	977		1419	3063	1643	2172	4013	2065	2412	2154	1314	2136
31	939		2071		1554		4251	2102		1970		1148
Ukupno- Total	41338	36225	45864	57271	61322	59840	88074	94329	70339	61310	52955	55447
Prosje- Average	1333	1249	1479	1909	1978	1995	2841	3043	2345	1978	1765	1789
Godišnji prosjek (PGDS) - Annual average (AADT)												1979

BROJANJE VOZILA NA MREŽI PUTEVA U REPUBLICI SRPSKOJ – 2016. GODINA
VEHICLE COUNTING ON THE ROAD NETWORK OF THE REPUBLIC OF SRPSKA – YEAR 2016

STRUKTURA SAOBRAĆAJNOG TOKA
TRAFFIC FLOW COMPOSITION

Automatski brojač broj - Automatic counter number 000038
 Lokalitet - Location / Stacionaža - Mileage [km+m] Svibo / 6+062,00
 Broj puta - Road number / Dionica - Section M 5 (MI-114) / Ustiprača - Međeđa

Mjesec - Month	Smjer - Direction	Dužina vozila - Vehicle length								Ukupno - Total
		< 5,5 m	(%)	5,5 - 12 m	(%)	12 - 16,5 m	(%)	< 16,5 m	(%)	
Januar - January	I	18291	90.7	1433	7.1	433	2.1	16	0.1	20174
	II	18840	89.0	1644	7.8	662	3.1	18	0.1	21164
	ukupno - total	37131	89.8	3078	7.4	1095	2.6	34	0.1	41338
Februar - February	I	15971	88.9	1534	8.5	458	2.6	7	0.0	17971
	II	15930	87.3	1695	9.3	608	3.3	22	0.1	18254
	ukupno - total	31901	88.1	3229	8.9	1066	2.9	29	0.1	36225
Mart - March	I	19696	87.1	1925	8.5	992	4.4	11	0.0	22624
	II	19859	85.5	2086	9.0	1278	5.5	17	0.1	23240
	ukupno - total	39555	86.2	4011	8.7	2270	4.9	28	0.1	45864
April - April	I	25699	88.9	2018	7.0	1177	4.1	15	0.1	28909
	II	24712	87.1	2132	7.5	1507	5.3	11	0.0	28362
	ukupno - total	50411	88.0	4150	7.2	2684	4.7	26	0.0	57271
Maj - May	I	26898	90.1	2055	6.9	893	3.0	14	0.0	29859
	II	27981	88.9	2192	7.0	1274	4.0	16	0.1	31463
	ukupno - total	54879	89.5	4247	6.9	2167	3.5	30	0.0	61322
Juni - June	I	26215	89.4	2061	7.0	1041	3.5	12	0.0	29329
	II	26895	88.1	2220	7.3	1390	4.6	6	0.0	30511
	ukupno - total	53110	88.8	4281	7.2	2431	4.1	18	0.0	59840
Juli - July	I	40625	92.6	2110	4.8	1123	2.6	14	0.0	43872
	II	40650	92.0	2153	4.9	1394	3.2	5	0.0	44202
	ukupno - total	81275	92.3	4263	4.8	2517	2.9	19	0.0	88074
Avgust - August	I	43252	92.0	2350	5.0	1365	2.9	22	0.0	46990
	II	43214	91.3	2442	5.2	1671	3.5	11	0.0	47339
	ukupno - total	86467	91.7	4792	5.1	3037	3.2	33	0.0	94329
Septembar - September	I	31422	89.3	2436	6.9	1312	3.7	16	0.0	35186
	II	30974	88.1	2577	7.3	1596	4.5	5	0.0	35153
	ukupno - total	62396	88.7	5013	7.1	2909	4.1	21	0.0	70339
Oktobar - October	I	26746	88.2	2426	8.0	1148	3.8	12	0.0	30332
	II	26849	86.7	2619	8.5	1492	4.8	18	0.1	30978
	ukupno - total	53595	87.4	5045	8.2	2640	4.3	30	0.0	61310
Novembar - November	I	22912	87.3	2213	8.4	1099	4.2	15	0.1	26239
	II	22916	85.8	2379	8.9	1403	5.3	17	0.1	26716
	ukupno - total	45829	86.5	4592	8.7	2502	4.7	32	0.1	52955
Decembar - December	I	24375	87.3	2509	9.0	1008	3.6	16	0.1	27908
	II	23637	85.8	2730	9.9	1156	4.2	16	0.1	27539
	ukupno - total	48012	86.6	5240	9.4	2164	3.9	32	0.1	55447
Ukupno (godišnje) - Total (annual)	I	322102	89.6	25070	7.0	12050	3.4	170	0.0	359393
	II	322457	88.4	26870	7.4	15433	4.2	162	0.0	364921
	ukupno - total	644559	89.0	51940	7.2	27482	3.8	332	0.0	724314
Prosjek (PGDS) - Average (AADT)	I	880	89.6	68	7.0	33	3.4	0	0.0	982
	II	881	88.4	73	7.4	42	4.2	0	0.0	997
	ukupno - total	1761	89.0	142	7.2	75	3.8	1	0.0	1979

BRONANJE VOZILA NA MREŽI PUTEVA U REPUBLICI SRPSKOJ – 2016. GODINA
VEHICLE COUNTING ON THE ROAD NETWORK OF THE REPUBLIC OF SRPSKA – YEAR 2016

SAOBRAĆAJNI POKAZATELJI

000038
 Svibo / 6+062,00
 M 5 (MI-114) / Ustiprača - Medeđa

Automatski brojač broj
 Lokalizet / Stacionaža [km+m]
 Broj puta / Dionica

Mjesec	Smjer	minimalni čas		maksimalni čas		minimalni dan		maksimalni dan		dnevni prosjek (05-21 h)	noćni prosjek (21-05 h)	prosijek radnim danom	prosijek vikendom	ljetni prosjek
		datum/dan	čas	voz/h	datum/dan	čas	voz/h	datum/dan	voz/dan					
Januar	I	utorak/5.	3	0	11	115	nedjelja/31.	404	subota/9.	937	605	47	669	628
	II	ponedeljak/25.	23	0	13	118	četvrtak/28.	466	nedjelja/3.	916	626	57	679	690
	I+II	petak/1.	0	2	13	203	četvrtak/28.	888	subota/9.	1750	1231	104	1348	1318
Februar	I	utorak/2.	3	0	11	101	subota/13.	452	petak/26.	952	577	43	617	628
	II	ponedeljak/8.	1	0	9	130	utorak/2.	478	ponedeljak/29.	1072	581	48	629	630
	I+II	ponedeljak/8.	1	1	16	169	subota/13.	941	petak/26.	1781	1158	92	1247	1259
Mart	I	srijeda/2.	3	0	11	100	srijeda/9.	518	petak/25.	1020	676	55	730	733
	II	subota/5.	1	0	15	134	srijeda/9.	539	nedjelja/20.	1099	682	68	733	802
	I+II	subota/5.	1	2	16	203	srijeda/9.	1057	četvrtak/31.	2071	1358	123	1463	1534
April	I	petak/1.	4	0	10	244	utorak/12.	770	petak/29.	1943	888	77	898	1101
	II	utorak/19.	1	1	150	150	utorak/19.	787	subota/30.	1338	852	96	888	1066
	I+II	utorak/19.	4	5	18	333	utorak/12.	1565	petak/29.	3182	1739	173	1786	2166
Maj	I	petak/20.	3	0	9	223	utorak/17.	722	petak/6.	1656	884	80	933	1022
	II	srijeda/18.	1	0	18	251	utorak/17.	737	ponedeljak/2.	1820	920	96	921	1190
	I+II	petak/20.	0	5	18	316	utorak/17.	1459	petak/6.	3027	1804	177	1854	2212
Juni	I	petak/10.	3	0	12	117	srijeda/1.	797	subota/11.	1192	890	89	945	1075
	II	srijeda/1.	1	2	18	169	srijeda/1.	800	nedjelja/12.	1320	908	111	968	1159
	I+II	subota/25.	4	3	18	241	srijeda/1.	1597	nedjelja/19.	2434	1798	200	1913	2233
Juli	I	utorak/5.	3	1	12	196	utorak/5.	1044	nedjelja/31.	2123	1275	141	1312	1636
	II	utorak/5.	1	5	17	190	utorak/5.	1062	nedjelja/31.	2128	1256	171	1297	1701
	I+II	utorak/5.	3	9	13	355	utorak/5.	2106	nedjelja/31.	4251	2532	312	2609	3337
Avgust	I	petak/12.	3	2	11	162	srijeda/31.	1028	nedjelja/7.	1989	1354	163	1437	1517
	II	utorak/23.	1	2	18	208	utorak/30.	951	nedjelja/7.	2134	1352	177	1431	1812
	I+II	srijeda/31.	3	6	18	335	utorak/30.	2065	nedjelja/7.	4123	2706	340	2869	3559
Septembar	I	četvrtak/29.	3	0	9	144	subota/24.	944	subota/17.	1464	1074	101	1139	1275
	II	utorak/20.	2	3	17	254	nedjelja/18.	918	nedjelja/11.	1811	1061	113	1083	1424
	I+II	četvrtak/15.	3	6	17	341	utorak/27.	1872	nedjelja/18.	3044	2135	214	2222	2699
Oktobar	I	utorak/4.	4	0	18	143	petak/7.	796	subota/8.	1300	906	75	930	1087
	II	srijeda/5.	3	2	17	215	četvrtak/27.	843	nedjelja/9.	1575	908	93	924	1164
	I+II	utorak/11.	2	3	17	294	četvrtak/27.	1639	nedjelja/9.	2726	1814	169	1855	2251
Novembar	I	utorak/22.	2	0	15	113	nedjelja/13.	653	srijeda/30.	1155	812	79	857	923
	II	utorak/29.	1	0	16	152	nedjelja/6.	661	srijeda/16.	1222	814	94	861	967
	I+II	utorak/29.	1	2	16	231	srijeda/30.	1314	petak/4.	2197	1626	172	1717	1890
Decembar	I	petak/2.	4	0	15	141	subota/31.	554	petak/23.	1358	836	66	905	897
	II	četvrtak/8.	2	0	15	134	četvrtak/1.	536	petak/30.	1114	822	68	886	901
	I+II	subota/5.	3	2	15	254	petak/23.	1090	petak/23.	2452	1658	134	1790	1798
Godina	I	utorak/5.1.	3	0	10	244	nedjelja/31.1.	404	nedjelja/31.7.	2123	898	85	948	1063
	II	ponedeljak/25.1.	23	0	17	254	četvrtak/28.1.	466	nedjelja/7.8.	2134	899	99	942	1125
	I+II	ponedeljak/8.2.	1	1	13	355	četvrtak/28.1.	888	nedjelja/31.7.	4251	1797	184	1889	2188

BROJANJE VOZILA NA MREŽI PUTEVA U REPUBLICI SRPSKOJ – 2016. GODINA
VEHICLE COUNTING ON THE ROAD NETWORK OF THE REPUBLIC OF SRPSKA – YEAR 2016

TRAFFIC PARAMETERS

000038

Automatic counter number

Svibo / 6+062,00

Location / Mileage [km+m]

M 5 (MI-114) / Ustiprača - Medeđa

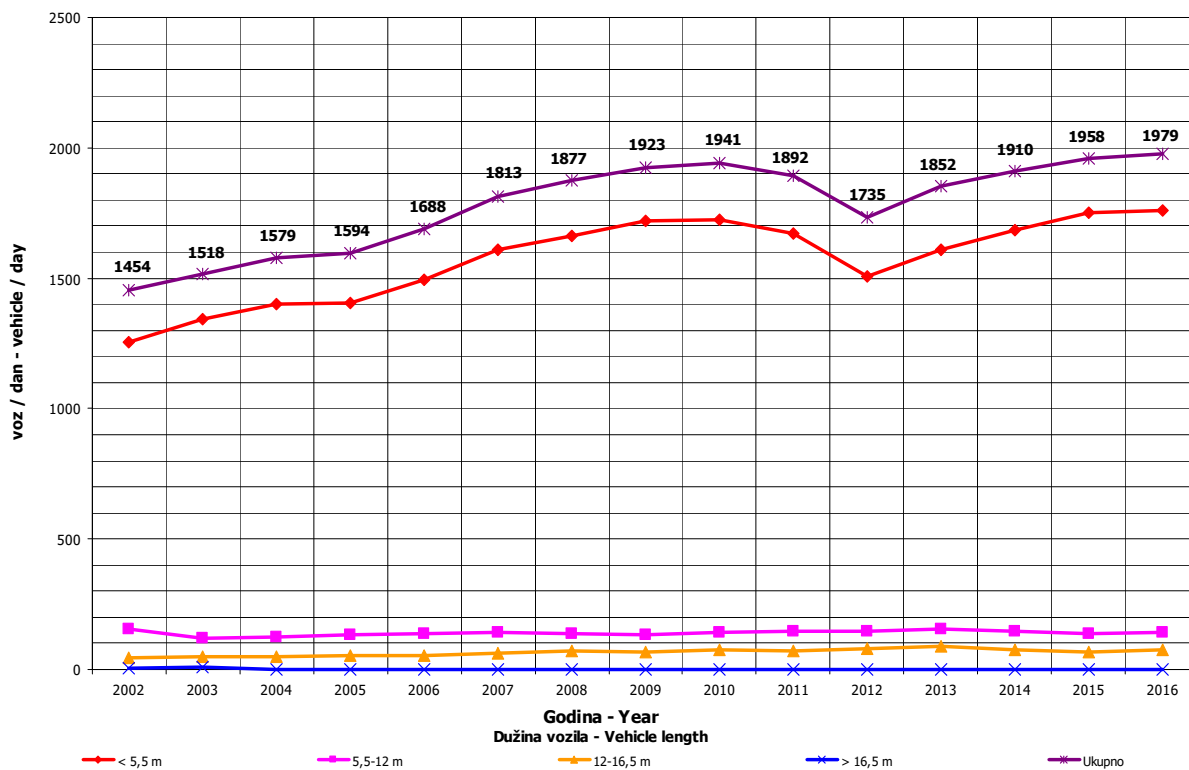
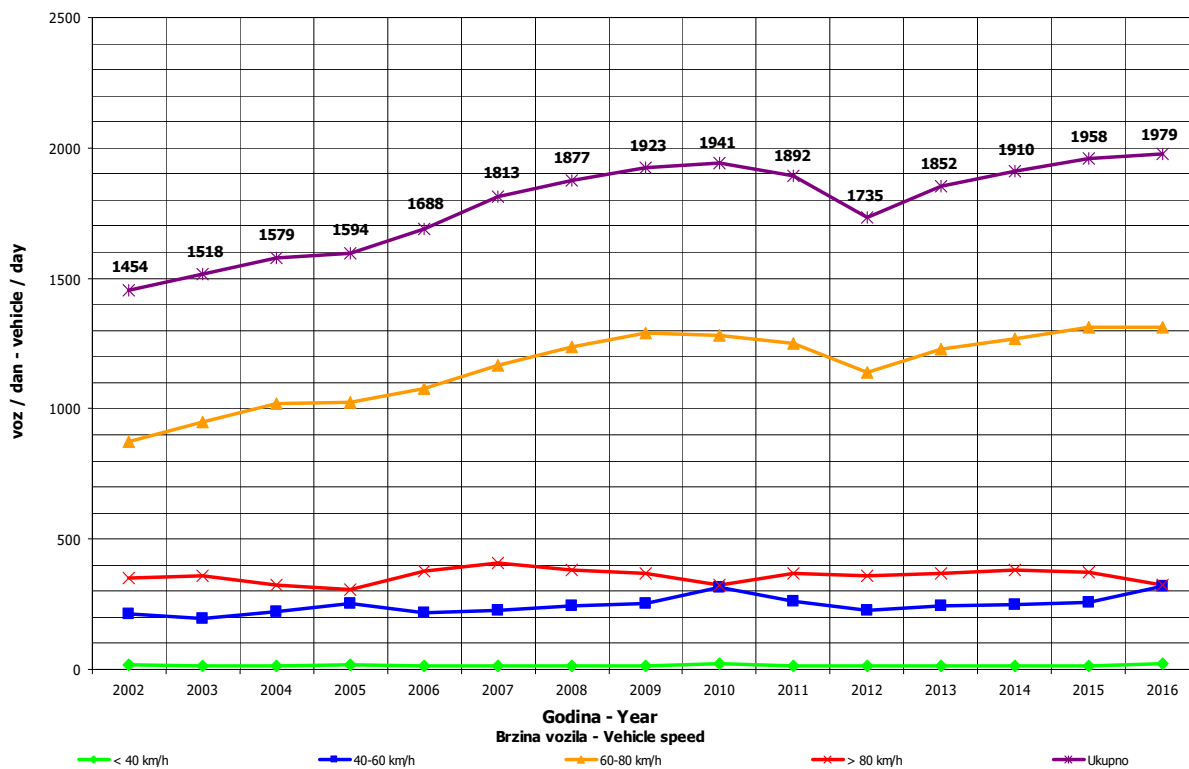
Road number / Section

Month	Direction	minimum hour		maximum hour		veh/h	minimum day		maximum day		veh/day	day time average (5-21 h)	night average (21-05 h)	working day average	weekend average	summer average
		date/day	hour	date/day	hour		date/day	veh/day	date/day	veh/day						
January	I	5/Tuesday	3	9/Saturday	11	115	31/Sunday	404	9/Saturday	937	605	47	669	628		
	II	25/Monday	23	3/Sunday	13	118	28/Thursday	466	3/Sunday	916	626	57	679	690		
	I+II	1/Friday	0	3/Sunday	13	203	28/Thursday	888	9/Saturday	1750	1231	104	1348	1318		
February	I	2/Tuesday	3	27/Saturday	11	101	13/Saturday	452	26/Friday	952	577	43	617	628		
	II	8/Monday	1	6/Saturday	9	130	2/Tuesday	478	29/Monday	1072	581	48	629	630		
	I+II	8/Monday	1	26/Friday	16	169	13/Saturday	941	26/Friday	1781	1158	92	1247	1259		
March	I	2/Wednesday	3	19/Saturday	11	100	9/Wednesday	518	25/Friday	1020	676	55	730	733		
	II	5/Saturday	1	20/Sunday	15	134	9/Wednesday	539	20/Sunday	1099	682	68	733	802		
	I+II	5/Saturday	1	20/Sunday	16	203	9/Wednesday	1057	31/Thursday	2071	1358	123	1463	1534		
April	I	1/Friday	4	30/Saturday	10	244	12/Tuesday	770	29/Friday	1943	888	77	898	1101		
	II	19/Tuesday	1	30/Saturday	19	150	19/Tuesday	787	30/Saturday	1338	852	96	888	1066		
	I+II	19/Tuesday	4	29/Friday	18	333	12/Tuesday	1565	29/Friday	3182	1739	173	1786	2166		
May	I	20/Friday	3	6/Friday	9	223	17/Tuesday	722	6/Friday	1656	884	80	933	1022		
	II	18/Wednesday	1	1/Sunday	18	251	17/Tuesday	737	2/Monday	1820	920	96	921	1190		
	I+II	20/Friday	0	1/Sunday	18	316	17/Tuesday	1459	6/Friday	3027	1804	177	1854	2212		
June	I	10/Friday	3	30/Thursday	12	117	1/Wednesday	797	11/Saturday	1192	890	89	945	1075		979
	II	1/Wednesday	1	12/Sunday	18	169	1/Wednesday	800	12/Sunday	1320	908	111	968	1159		1019
	I+II	25/Saturday	4	12/Sunday	18	241	1/Wednesday	1597	19/Sunday	2434	1798	200	1913	2233		1999
July	I	5/Tuesday	3	31/Sunday	12	196	5/Tuesday	1044	5/Tuesday	2123	1275	141	1312	1636		1416
	II	5/Tuesday	1	24/Sunday	17	190	5/Tuesday	1062	31/Sunday	2128	1256	171	1297	1701		1427
	I+II	5/Tuesday	3	31/Sunday	13	355	5/Tuesday	2106	31/Sunday	4251	2532	312	2609	3337		2844
August	I	12/Friday	3	7/Sunday	11	162	31/Wednesday	1028	7/Sunday	1989	1354	163	1437	1747		1517
	II	23/Tuesday	1	21/Sunday	18	208	30/Tuesday	951	7/Sunday	2134	1352	177	1431	1812		1529
	I+II	31/Wednesday	3	7/Sunday	18	335	30/Tuesday	2065	7/Sunday	4123	2706	340	2869	3559		3047
September	I	29/Thursday	3	24/Saturday	9	144	28/Wednesday	944	17/Saturday	1464	1074	101	1139	1275		1175
	II	20/Tuesday	2	18/Sunday	17	254	27/Tuesday	918	11/Sunday	1811	1061	113	1083	1424		1174
	I+II	15/Thursday	3	18/Sunday	17	341	27/Tuesday	1872	18/Sunday	3044	2135	214	2222	2699		2349
October	I	4/Tuesday	4	7/Friday	18	143	27/Thursday	796	8/Saturday	1300	906	75	930	1087		
	II	5/Wednesday	3	9/Sunday	17	215	27/Thursday	843	9/Sunday	1575	908	93	924	1164		
	I+II	11/Tuesday	2	9/Sunday	17	294	27/Thursday	1639	9/Sunday	2726	1814	169	1855	2251		
November	I	22/Tuesday	2	13/Sunday	15	113	30/Wednesday	653	4/Friday	1155	812	79	857	923		
	II	29/Tuesday	1	6/Sunday	16	152	30/Wednesday	661	16/Wednesday	1222	814	94	861	967		
	I+II	29/Tuesday	1	6/Sunday	16	231	30/Wednesday	1314	4/Friday	2197	1626	172	1717	1890		
December	I	2/Friday	4	31/Saturday	15	141	17/Thursday	554	23/Friday	1358	836	66	905	897		
	II	8/Thursday	2	23/Friday	15	134	1/Thursday	536	30/Friday	1114	822	68	886	901		
	I+II	3/Thursday	3	23/Friday	15	254	1/Thursday	1090	23/Friday	2452	1658	134	1790	1798		
Year	I	January 5/Tuesday	3	April 30/Saturday	10	244	January 31/Sunday	404	July 31/Sunday	2123	898	85	948	1063		1272
	II	January 25/Monday	23	September 18/Sunday	17	254	January 28/Thursday	466	August 7/Sunday	2134	899	99	942	1125		1287
	I+II	February 8/Monday	1	July 31/Sunday	13	355	January 28/Thursday	888	July 31/Sunday	4251	1797	184	1889	2188		2560

GODIŠNJA NERAVNOMJERNOST SAOBRAĆAJNOG TOKA TRAFFIC FLOW ANNUAL VARIATION

Automatski brojač broj - Automatic counter number
 Lokalizet - Location / Stacionaža - Mileage [km+m]
 Broj puta - Road number / Dionica - Section

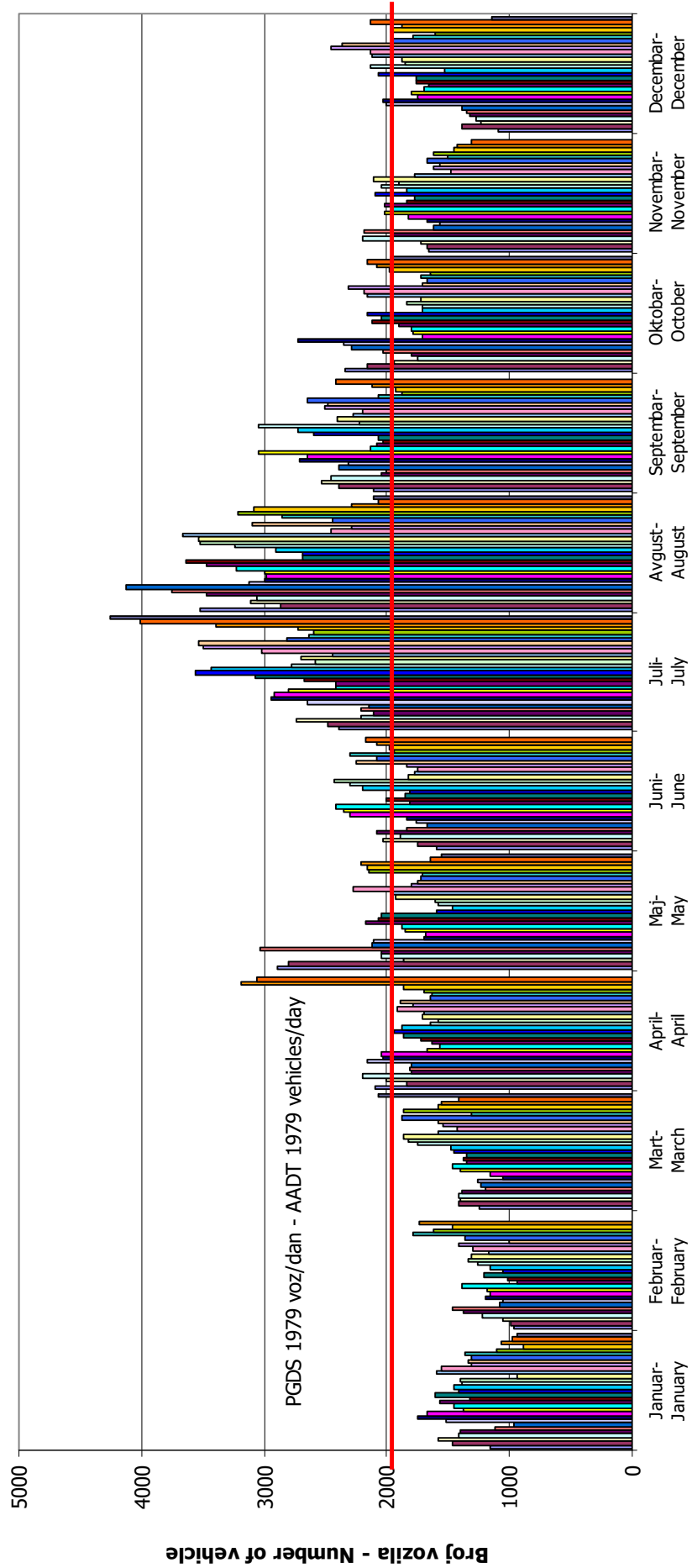
000038
 Svibo / 6+062,00
 M 5 (MI-114) / Ustiprača - Međeđa



DNEVNA NERAVNOMJERNOST SAOBRAĆAJNOG TOKA
TRAFFIC FLOW DAILY VARIATION

Automatski brojač broj - Automatic counter number
 Lokalizet - Location / Stacionaža - Mileage [km+tm]
 Broj puta - Road number/ Dionica - Section

000038
 Svibo / 6+062,00
 M 5 (MI-114) / Ustiprača - Mededa

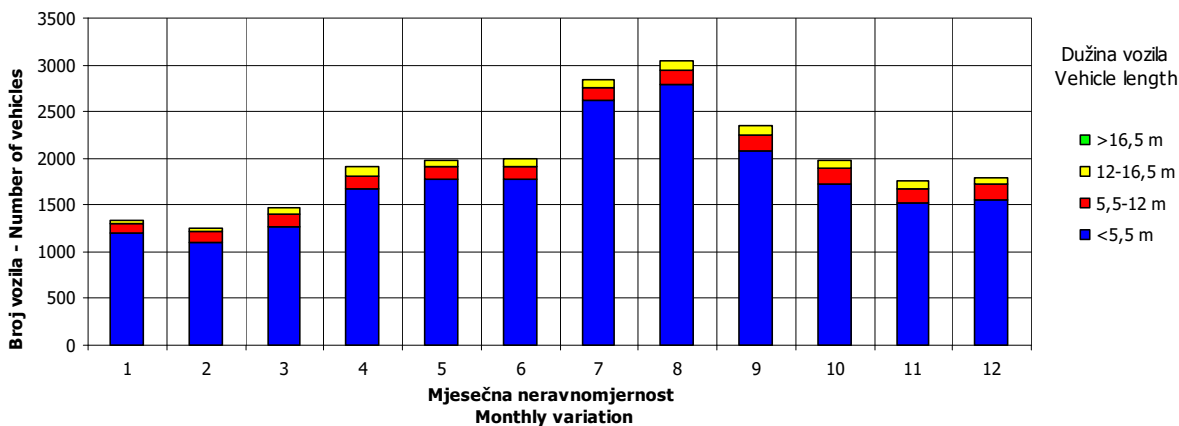
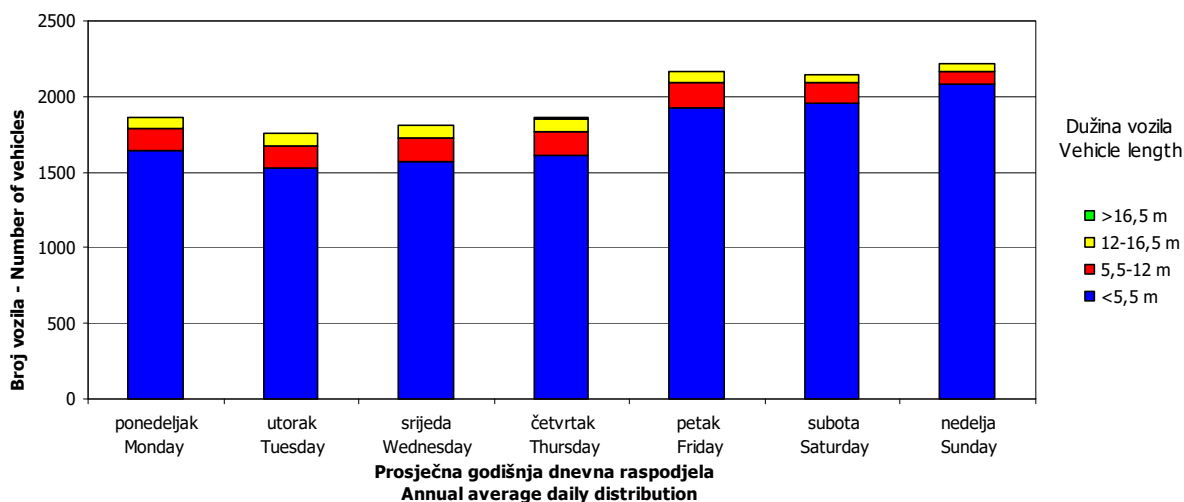
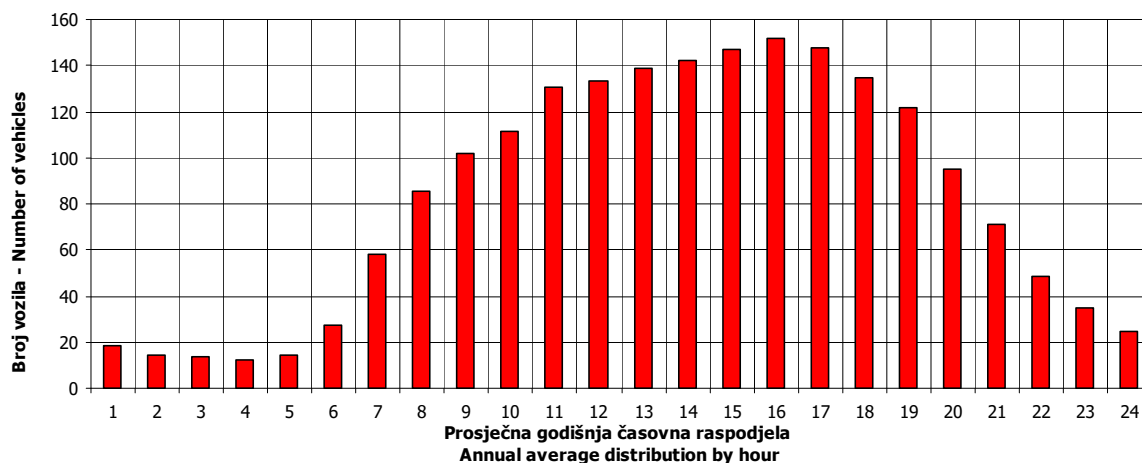


VREMENSKA RASPODJELA SAOBRAĆAJNOG TOKA TRAFFIC FLOW TIME DISTRIBUTION

Automatski brojač broj - Automatic counter number
 Lokalizet - Location / Stacionaža - Mileage [km+m]
 Broj puta - Road number / Dionica - Section

000038
 Svibo / 6+062,00
 M 5 (MI-114) / Ustiprača - Međeđa

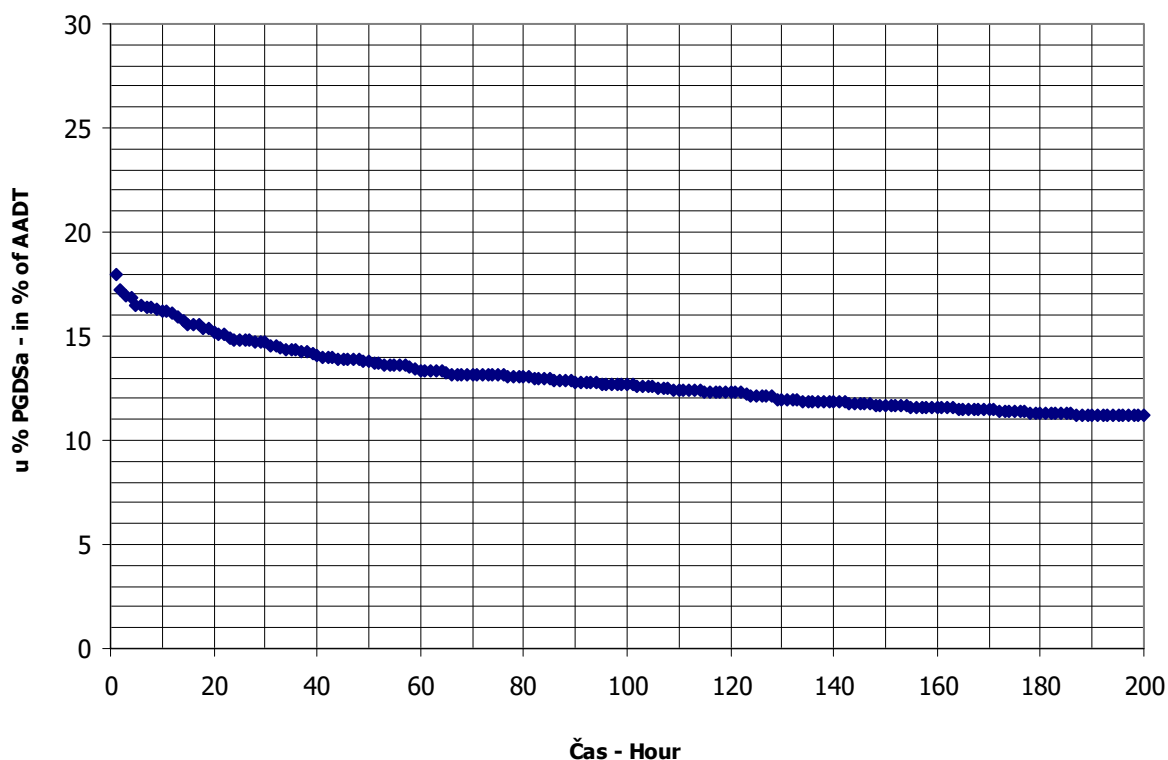
PGDS 1979 voz/dan AADT 1979 veh/day



SATNA DISTRIBUCIJA SAOBRAĆAJNOG TOKA TRAFFIC FLOW HOURLY DISTRIBUTION

Automatski brojač broj - Automatic counter number 000038
 Lokalitet - Location / Stacionaža - Mileage [km+m] Svibo / 6+062,00
 Broj puta - Road number / Dionica - Section M 5 (MI-114) / Ustiprača - Međeđa

PGDS - AADT	1979 voz/dan - veh/day							
Čas - Hour	Maksimalni vršni sat - Maximum peak hour	10	20	30	40	50	100	200
Sat u danu - Hour of day	13	17	12	16	18	13	16	19
Sat u godini - Hour in year	5102	6114	5269	6281	5083	5582	5561	4772
Dan - Day of week	nedelja - Sunday	nedelja - Sunday	nedelja - Sunday	nedelja - Sunday	subota - Saturday	subota - Saturday	petak - Friday	nedelja - Sunday
Datum - Date	31	11	7	18	30	20	19	17
Mjesec - Month	juli - July	septembar - September	avgust - August	septembar - September	juli - July	avgust - August	avgust - August	juli - July
Vrijednost - Value	355	321	300	291	279	273	251	221
% - percent	17.94	16.22	15.16	14.70	14.10	13.79	12.68	11.17



BROJANJE VOZILA NA MREŽI PUTEVA U REPUBLICI SRPSKOJ – 2016. GODINA
VEHICLE COUNTING ON THE ROAD NETWORK OF THE REPUBLIC OF SRPSKA – YEAR 2016

MJESEČNI BROJ VOZILA
MONTHLY NUMBER OF VEHICLES

Automatski brojač broj - Automatic counter number
 Lokalitet - Location / Stacionaža - Mileage [km+m]
 Broj puta - Road number / Dionica - Section

000039
 Vardište / 5+227,00
 M 5 (MI-114) / Dobrun - granica / border RS
 (Vardište)

	Mjesec - Month											
	Januar- January	Februar- February	Mart- March	April- April	Maj- May	Jun- June	Juli- July	August- August	Septembar- September	Oktober- October	Novembar- November	Decembar- December
1	722	358	471	1248	1404	719	1249	1690	1042	1058	679	613
2	820	395	597	1041	1269	830	1360	1497	1270	1231	746	686
3	788	425	562	911	953	1017	1553	1512	1341	870	756	653
4	676	519	659	1481	1046	917	1071	1557	1391	861	972	639
5	751	743	642	914	1082	1149	979	1812	997	827	967	624
6	632	745	694	1052	1360	780	1222	2124	998	811	1070	609
7	418	617	485	832	1083	750	1092	2320	963	986	949	580
8	792	436	520	921	1181	818	1369	1727	964	1030	639	583
9	1032	499	427	1000	800	838	1756	1614	1182	1114	712	659
10	1047	505	471	1038	845	1167	1743	1659	1166	815	756	650
11	608	511	610	707	891	1172	1337	1704	1197	703	1036	607
12	602	638	676	597	1025	1343	1249	1847	962	774	855	553
13	746	496	681	660	949	899	1226	2312	849	780	1037	567
14	744	495	594	671	935	847	1340	2511	940	955	725	575
15	727	460	569	811	979	853	1671	1661	954	954	811	538
16	790	432	597	910	700	904	1877	1523	1165	1084	706	695
17	834	466	624	958	632	1283	2019	1751	1350	785	750	593
18	587	452	801	720	820	1181	1447	1902	1237	708	1008	734
19	809	618	767	627	706	1408	1527	2186	1011	857	1037	684
20	515	622	826	689	952	822	1486	2335	1057	800	999	561
21	830	554	621	737	902	933	1295	2499	974	980	822	589
22	662	549	599	876	1117	823	1709	1390	949	938	710	666
23	737	564	642	856	800	922	1806	1406	1091	1064	693	796
24	661	414	650	951	784	1187	2040	1609	1191	765	721	743
25	511	612	839	800	782	1149	1448	1432	1256	755	795	582
26	580	701	581	761	806	1274	1352	1690	941	894	765	571
27	421	757	819	802	1097	1072	1291	2457	807	807	822	584
28	393	724	632	831	1046	965	1495	2017	864	1004	633	632
29	507	562	646	1248	1206	973	1894	1291	813	976	646	663
30	481		560	1440	734	1041	2227	1255	1065	1082	613	723
31	463		1120		719		2421	1039		855		804
Ukupno- Total	20920	15854	19923	27061	29589	30001	47696	55505	31958	28080	24374	19668
Prosjek- Average	675	547	643	902	954	1000	1539	1790	1065	906	812	634
Godišnji prosjek (PGDS) - Annual average (AADT)												958

BROJANJE VOZILA NA MREŽI PUTEVA U REPUBLICI SRPSKOJ – 2016. GODINA
VEHICLE COUNTING ON THE ROAD NETWORK OF THE REPUBLIC OF SRPSKA – YEAR 2016

STRUKTURA SAOBRAĆAJNOG TOKA
TRAFFIC FLOW COMPOSITION

Automatski brojač broj - Automatic counter number
 Lokalitet - Location / Stacionaža - Mileage [km+m]
 Broj puta - Road number / Dionica - Section

000039
 Vardište / 5+227,00
 M 5 (MI-114) / Dobrun - granica / border RS
 (Vardište)

Mjesec - Month	Smjer - Direction	Dužina vozila - Vehicle length								Ukupno - Total
		< 5,5 m	(%)	5,5 - 12 m	(%)	12 - 16,5 m	(%)	< 16,5 m	(%)	
Januar - January	I	9523	90.9	668	6.4	259	2.5	21	0.2	10472
	II	9311	89.1	709	6.8	387	3.7	41	0.4	10448
	ukupno - total	18834	90.0	1377	6.6	646	3.1	63	0.3	20920
Februar - February	I	6878	86.7	728	9.2	304	3.8	24	0.3	7935
	II	6723	84.9	710	9.0	452	5.7	34	0.4	7919
	ukupno - total	13601	85.8	1438	9.1	756	4.8	58	0.4	15854
Mart - March	I	8501	85.9	835	8.4	538	5.4	27	0.3	9902
	II	8420	84.0	837	8.4	721	7.2	43	0.4	10021
	ukupno - total	16921	84.9	1672	8.4	1259	6.3	71	0.4	19923
April - April	I	11769	88.9	818	6.2	636	4.8	14	0.1	13237
	II	12152	87.9	837	6.1	804	5.8	31	0.2	13824
	ukupno - total	23921	88.4	1655	6.1	1440	5.3	45	0.2	27061
Maj - May	I	13271	89.4	876	5.9	682	4.6	18	0.1	14847
	II	12841	87.1	943	6.4	924	6.3	34	0.2	14741
	ukupno - total	26112	88.3	1819	6.1	1605	5.4	52	0.2	29589
Juni - June	I	12903	89.0	855	5.9	724	5.0	9	0.1	14491
	II	13649	88.0	927	6.0	912	5.9	22	0.1	15510
	ukupno - total	26552	88.5	1782	5.9	1636	5.5	31	0.1	30001
Juli - July	I	21304	93.1	839	3.7	733	3.2	16	0.1	22892
	II	23086	93.1	875	3.5	824	3.3	19	0.1	24804
	ukupno - total	44390	93.1	1714	3.6	1557	3.3	35	0.1	47696
Avgust - August	I	27702	94.0	880	3.0	888	3.0	9	0.0	29480
	II	24114	92.7	934	3.6	959	3.7	18	0.1	26025
	ukupno - total	51816	93.4	1814	3.3	1847	3.3	27	0.0	55505
Septembar - September	I	14736	88.8	929	5.6	910	5.5	24	0.1	16600
	II	13398	87.2	935	6.1	984	6.4	41	0.3	15358
	ukupno - total	28135	88.0	1863	5.8	1894	5.9	66	0.2	31958
Oktobar - October	I	12468	87.6	954	6.7	774	5.4	32	0.2	14228
	II	11863	85.6	986	7.1	947	6.8	56	0.4	13852
	ukupno - total	24331	86.6	1940	6.9	1721	6.1	89	0.3	28080
Novembar - November	I	10562	86.3	944	7.7	707	5.8	29	0.2	12242
	II	10281	84.7	956	7.9	845	7.0	50	0.4	12132
	ukupno - total	20843	85.5	1900	7.8	1552	6.4	80	0.3	24374
Decembar - December	I	8127	82.2	1050	10.6	653	6.6	52	0.5	9883
	II	7945	81.2	1078	11.0	684	7.0	79	0.8	9785
	ukupno - total	16072	81.7	2127	10.8	1337	6.8	131	0.7	19668
Ukupno (godišnje) - Total (annual)	I	157747	89.5	10375	5.9	7810	4.4	277	0.2	176209
	II	153783	88.2	10725	6.1	9441	5.4	471	0.3	174419
	ukupno - total	311530	88.8	21099	6.0	17251	4.9	748	0.2	350628
Prosjek (PGDS) - Average (AADT)	I	431	89.5	28	5.9	21	4.4	1	0.2	481
	II	420	88.2	29	6.1	26	5.4	1	0.3	477
	ukupno - total	851	88.8	58	6.0	47	4.9	2	0.2	958

BRONANJE VOZILA NA MREŽI PUTEVA U REPUBLICI SRPSKOJ – 2016. GODINA
VEHICLE COUNTING ON THE ROAD NETWORK OF THE REPUBLIC OF SRPSKA – YEAR 2016

SAOBRAĆAJNI POKAZATELJI

000039
 Vardište / 5+227,00
 M 5 (M1-114) / Dobrun - granica / border RS (Vardište)

Automatski brojač broj
 Lokalizet / Stacionaža [km+m]
 Broj puta / Dionica

Mjesec	Snjier	minimalni čas		maksimalni čas		minimalni dan		maksimalni dan		dnevni prosjek (05-21 h)	noćni prosjek (21-05 h)	prosjek radnim danom	prosjek vikendom	ljerni prosjek
		datum/dan	čas	voz/h	datum/dan	čas	voz/h	datum/dan	voz/dan					
Januar	I	nedjelja/3.	4	0	nedjelja/10.	12	87	četvrtak/28.	201	653	309	317	364	
	II	petak/8.	0	0	petak/1.	14	52	četvrtak/28.	192	461	297	40	320	361
	I+II	petak/8.	4	0	subota/9.	4	125	četvrtak/28.	393	1047	606	67	637	725
Februar	I	utorak/2.	4	0	nedjelja/7.	13	52	ponedjeljak/1.	173	378	250	24	256	319
	II	ponedjeljak/1.	5	0	subota/6.	8	47	ponedjeljak/1.	185	442	243	31	261	308
	I+II	srijeda/3.	4	0	subota/6.	11	73	ponedjeljak/1.	358	757	493	55	517	626
Mart	I	srijeda/2.	3	0	nedjelja/27.	13	52	srijeda/9.	213	481	291	29	305	364
	II	utorak/1.	5	0	četvrtak/31.	14	57	srijeda/9.	214	644	283	42	316	347
	I+II	petak/4.	0	1	četvrtak/31.	14	89	srijeda/9.	427	1120	574	70	622	711
April	I	petak/1.	4	0	ponedjeljak/4.	13	116	utorak/12.	303	944	403	47	417	492
	II	subota/2.	4	0	petak/1.	14	95	utorak/12.	294	873	407	54	420	543
	I+II	subota/2.	4	1	ponedjeljak/4.	15	166	utorak/12.	597	1481	810	93	837	1035
Maj	I	subota/14.	3	0	nedjelja/1.	14	86	utorak/17.	331	751	432	47	422	581
	II	utorak/17.	4	0	petak/6.	14	91	utorak/17.	301	882	417	60	462	503
	I+II	utorak/17.	4	1	nedjelja/1.	14	133	utorak/17.	632	1404	848	107	884	1084
Juni	I	srijeda/1.	3	0	nedjelja/19	12	91	utorak/7.	360	826	432	51	439	607
	II	srijeda/1.	4	0	petak/17.	9	124	srijeda/1.	341	784	447	71	491	593
	I+II	srijeda/1.	4	2	petak/17.	9	137	srijeda/1.	719	1408	879	122	929	1199
Juli	I	petak/1.	4	0	subota/30.	16	128	utorak/5.	467	1243	653	83	651	914
	II	ponedjeljak/4.	4	2	nedjelja/31.	12	127	utorak/5.	512	1195	682	116	718	966
	I+II	petak/1.	4	3	nedjelja/31.	12	231	utorak/5.	979	2421	1335	199	1369	1880
Avgust	I	četvrtak/4.	3	2	nedjelja/7.	13	131	srijeda/31.	540	1455	839	109	840	1257
	II	utorak/23.	1	3	nedjelja/21.	14	131	srijeda/31.	499	1293	721	116	758	1065
	I+II	utorak/23.	4	5	nedjelja/21.	14	240	srijeda/31.	1039	2511	1560	224	1598	2322
Septembar	I	četvrtak/1.	4	0	subota/3.	14	79	četvrtak/29.	421	746	500	53	509	676
	II	četvrtak/8.	0	0	subota/17.	17	62	utorak/27.	386	673	445	68	484	591
	I+II	srijeda/14.	3	2	subota/3.	11	128	utorak/27.	807	1391	945	121	994	1266
Oktobar	I	subota/1.	4	0	nedjelja/9.	16	81	utorak/11.	349	677	418	41	421	539
	II	srijeda/5.	4	0	nedjelja/16.	15	55	utorak/18.	336	554	390	58	417	514
	I+II	srijeda/5.	4	1	nedjelja/2.	12	120	utorak/11.	703	1231	808	99	838	1053
Novembar	I	četvrtak/3.	4	0	nedjelja/6.	12	74	utorak/8.	287	610	375	40	377	481
	II	utorak/1.	1	0	subota/19.	11	52	ponedjeljak/28.	295	549	355	60	387	449
	I+II	četvrtak/24.	4	0	nedjelja/6.	12	107	srijeda/30.	613	1070	730	99	765	930
Decembar	I	petak/2.	3	0	ponedjeljak/19.	12	57	subota/17	227	436	292	28	319	323
	II	četvrtak/1.	4	0	subota/31.	15	54	ponedjeljak/19.	248	411	277	41	306	345
	I+II	nedjelja/4.	4	0	subota/31.	15	86	četvrtak/15.	538	804	568	69	625	667
Godina	I	nedjelja/3.1.	4	0	nedjelja/7.8.	13	131	ponedjeljak/1.2.	173	1455	433	48	440	576
	II	petak/8.1.	0	0	nedjelja/21.8.	14	131	ponedjeljak/1.2.	185	1293	414	63	445	549
	I+II	petak/8.1.	4	0	nedjelja/21.8.	14	240	ponedjeljak/1.2.	358	2511	846	110	884	1125

BROJANJE VOZILA NA MREŽI PUTEVA U REPUBLICI SRPSKOJ – 2016. GODINA
VEHICLE COUNTING ON THE ROAD NETWORK OF THE REPUBLIC OF SRPSKA – YEAR 2016

TRAFFIC PARAMETERS

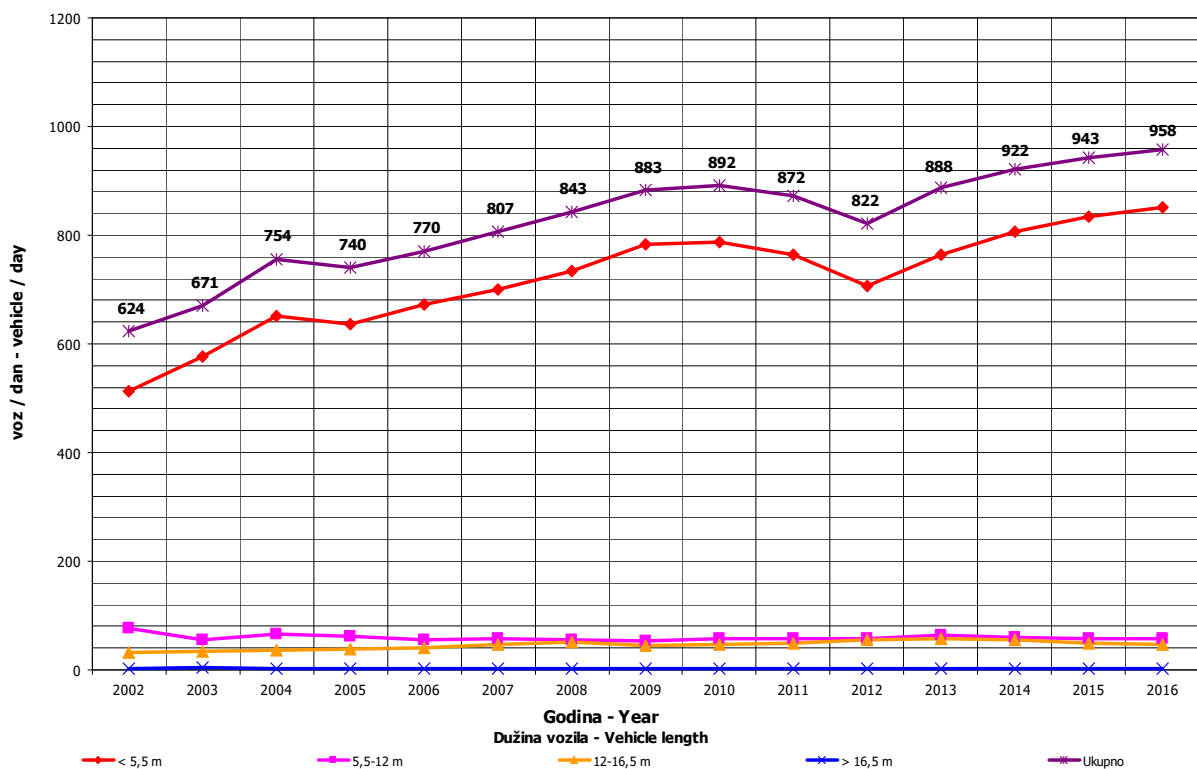
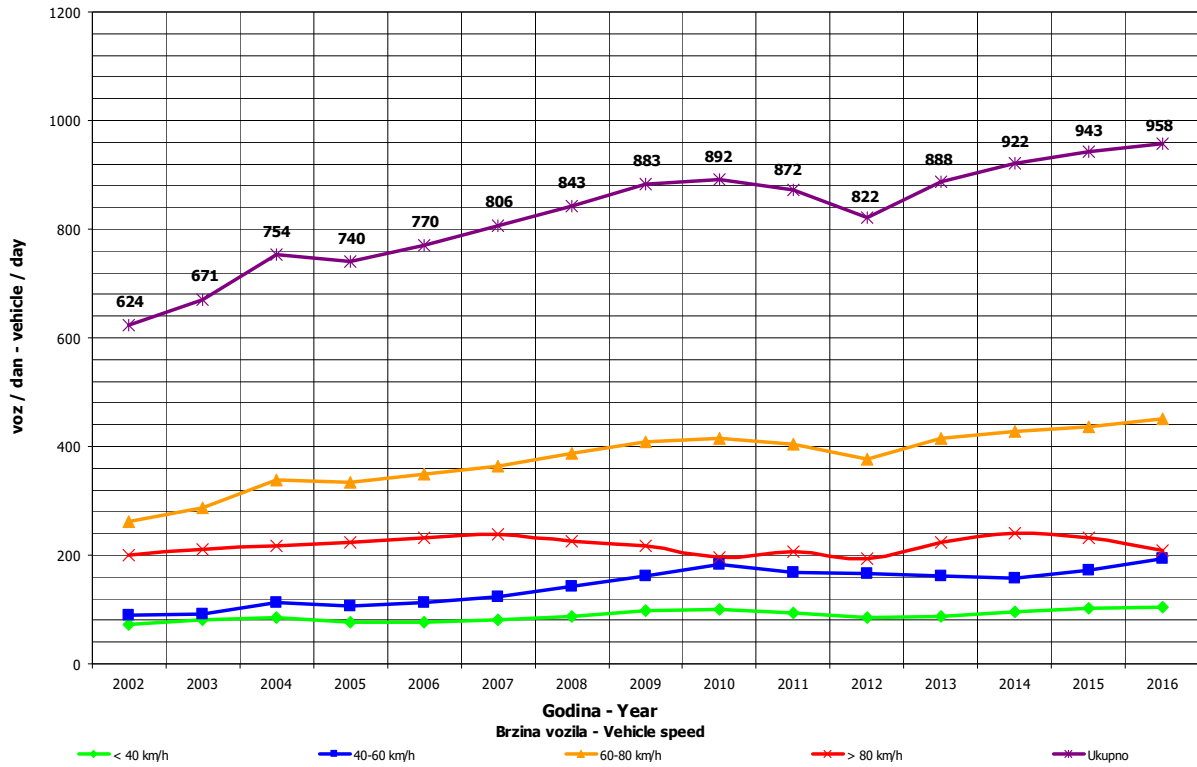
Automatic counter number 000039
 Location / Mileage [km+m] Vardište / 5+227,00
 Road number / Section M 5 (M1-114) / Dobrun - granica / border RS (Vardište)

Month	Direction	minimum hour		maximum hour		minimum day		maximum day		day time average (5-21 h)	night average (21-05 h)	working day average	weekend average	summer average
		date/day	hour	veh/h	date/day	hour	veh/day	date/day	veh/day					
January	I	3/Sunday	4	0	10/Sunday	12	87	28/Thursday	201	309	27	317	364	
	II	8/Friday	0	0	1/Friday	14	52	28/Thursday	192	297	40	320	361	
	I+II	8/Friday	4	0	9/Saturday	12	125	28/Thursday	393	606	67	637	725	
February	I	2/Tuesday	4	0	7/Sunday	13	52	1/Monday	173	250	24	256	319	
	II	1/Monday	5	0	6/Saturday	8	47	1/Monday	185	243	31	261	308	
	I+II	3/Wednesday	4	0	6/Saturday/6	11	73	1/Monday	358	493	55	517	626	
March	I	2/Wednesday	3	0	27/Sunday	13	52	9/Wednesday	213	291	29	305	364	
	II	1/Tuesday	5	0	31/Thursday	14	57	9/Wednesday	214	283	42	316	347	
	I+II	4/Friday	0	1	31/Thursday	14	89	9/Wednesday	427	574	70	622	711	
April	I	1/Friday	4	0	4/Monday	13	116	12/Tuesday	303	403	38	417	492	
	II	2/Saturday	4	0	1/Friday	14	95	12/Tuesday	294	407	54	420	543	
	I+II	2/Saturday	4	1	4/Monday	15	166	12/Tuesday	597	810	93	837	1035	
May	I	14/Saturday	3	0	1/Sunday	14	86	17/Tuesday	331	432	47	422	581	
	II	17/Tuesday	4	0	6/Friday	14	91	17/Tuesday	301	417	60	462	503	
	I+II	17/Tuesday	4	1	1/Sunday	14	133	17/Tuesday	632	848	107	884	1084	
June	I	1/Wednesday	3	0	19/Sunday	12	91	7/Tuesday	360	432	51	439	607	483
	II	1/Wednesday	4	0	17/Friday	9	124	1/Wednesday	341	447	71	491	593	518
	I+II	1/Wednesday	4	2	17/Friday	9	137	1/Wednesday	719	879	122	929	1199	1001
July	I	1/Friday	4	0	30/Saturday	16	128	5/Tuesday	467	653	83	651	914	736
	II	4/Monday	4	2	31/Sunday	12	127	5/Tuesday	512	682	116	718	966	798
	I+II	1/Friday	4	3	31/Sunday	12	231	5/Tuesday	979	1335	199	1369	1880	1534
August	I	4/Thursday	3	2	7/Sunday	13	131	31/Wednesday	540	839	109	840	1257	948
	II	23/Tuesday	1	3	21/Sunday	14	131	31/Wednesday	499	721	116	758	1065	837
	I+II	23/Tuesday	4	5	21/Sunday	14	240	31/Wednesday	1039	1560	224	1598	2322	1785
September	I	1/Thursday	4	0	3/Saturday	14	79	29/Thursday	421	500	53	509	676	554
	II	8/Thursday	0	0	17/Saturday	17	62	27/Tuesday	386	445	68	484	591	513
	I+II	14/Wednesday	3	2	3/Saturday	11	128	27/Tuesday	807	945	121	994	1266	1066
October	I	1/Saturday	4	0	9/Sunday	16	81	11/Tuesday	349	418	41	421	539	
	II	5/Wednesday	4	0	16/Sunday	15	55	18/Tuesday	336	390	58	417	514	
	I+II	5/Wednesday	4	1	2/Sunday	12	120	11/Tuesday	703	808	99	838	1053	
November	I	3/Thursday	4	0	6/Sunday	12	74	8/Tuesday	287	375	40	377	481	
	II	1/Tuesday	1	0	19/Saturday	11	52	28/Monday	295	355	60	387	449	
	I+II	24/Thursday	4	0	6/Sunday	12	107	30/Wednesday	613	730	99	765	930	
December	I	2/Friday	3	0	19/Monday	12	57	17/Saturday	227	292	28	319	323	
	II	1/Thursday	4	0	31/Saturday	15	54	19/Monday	248	277	41	306	345	
	I+II	4/Sunday	4	0	31/Saturday	15	86	15/Thursday	538	568	69	625	667	
Year	I	January 3/Sunday	4	0	August 7/Sunday	13	131	February 1/Monday	173	433	48	440	576	680
	II	January 8/Friday	0	0	August 21/Sunday	14	131	February 1/Monday	185	414	63	445	549	666
	I+II	January 8/Friday	4	0	August 21/Sunday	14	240	February 1/Monday	358	846	110	884	1125	1347

GODIŠNJA NERAVNOMJERNOST SAOBRAĆAJNOG TOKA TRAFFIC FLOW ANNUAL VARIATION

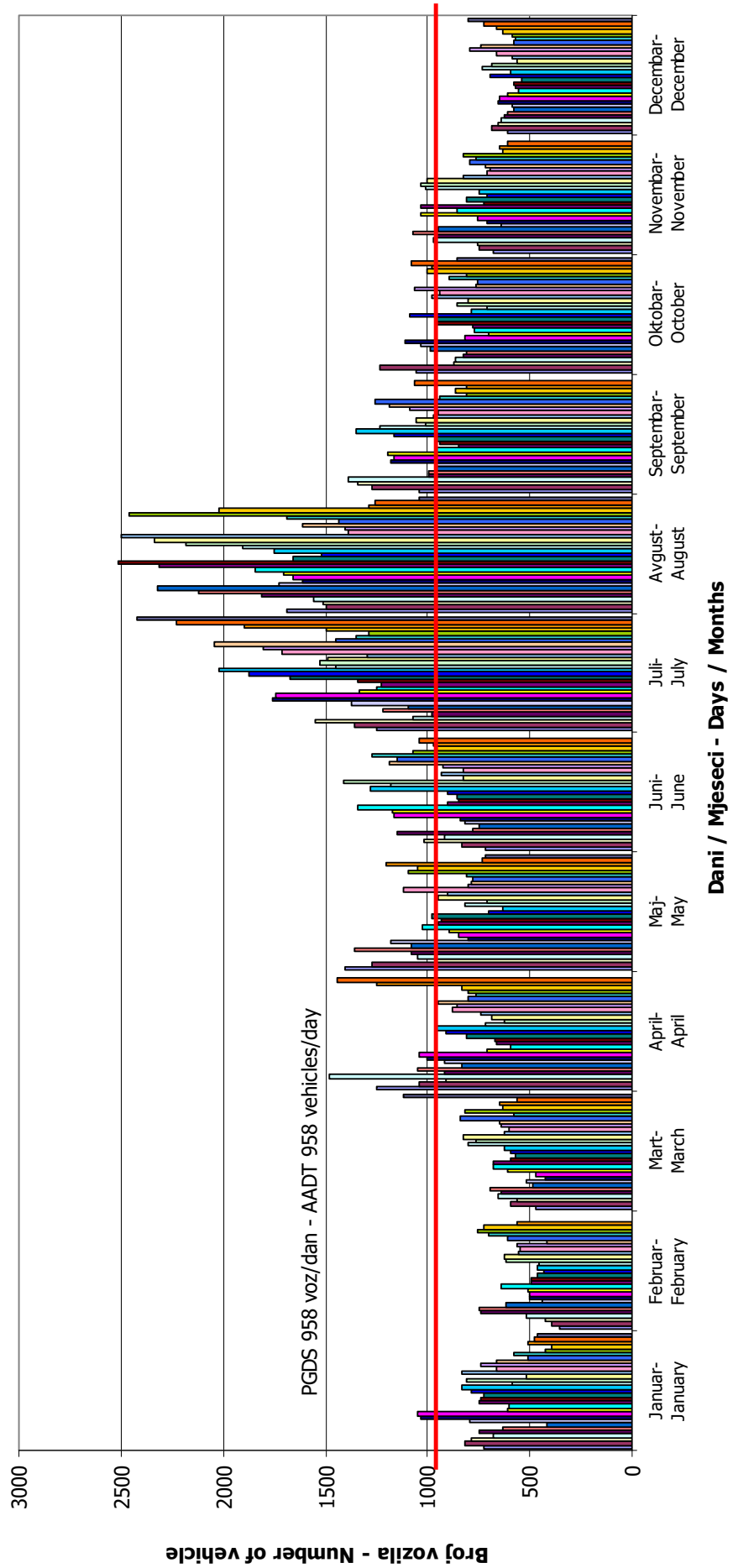
Automatski brojač broj - Automatic counter number
 Lokalizet - Location / Stacionaža - Mileage [km+m]
 Broj puta - Road number / Dionica - Section

000039
 Vardište / 5+227,00
 M 5 (MI-114) / Dobrun - granica / border RS
 (Vardište)



DNEVNA NERAVNOMJERNOST SAOBRAĆAJNOG TOKA
TRAFFIC FLOW DAILY VARIATION

Automatski brojač broj - Automatic counter number 000039
 Lokalityet - Location / Stacionaža - Mileage [km+tm] Vardište / 5+227,00
 Broj puta - Road number/ Dionica - Section M 5 (MI-114) / Dobrun - granica / border RS (Vardište)



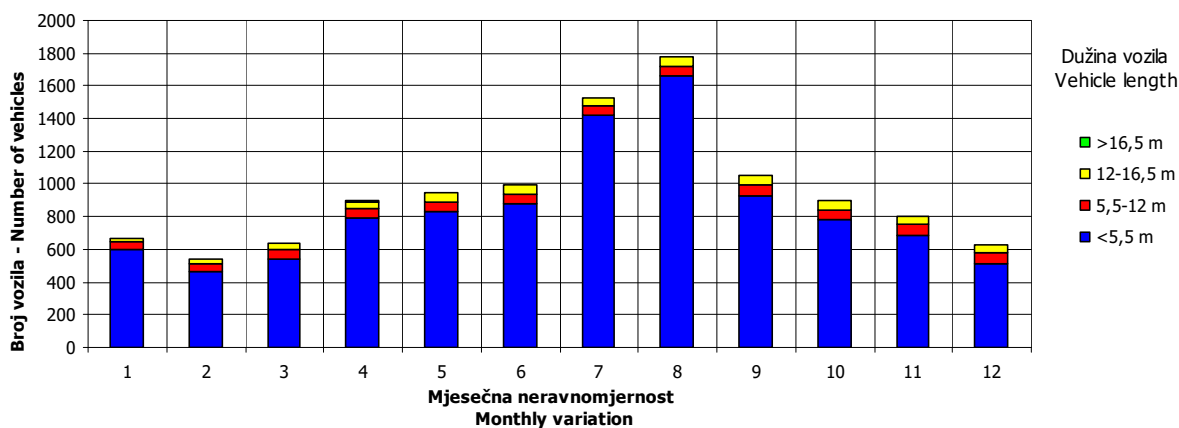
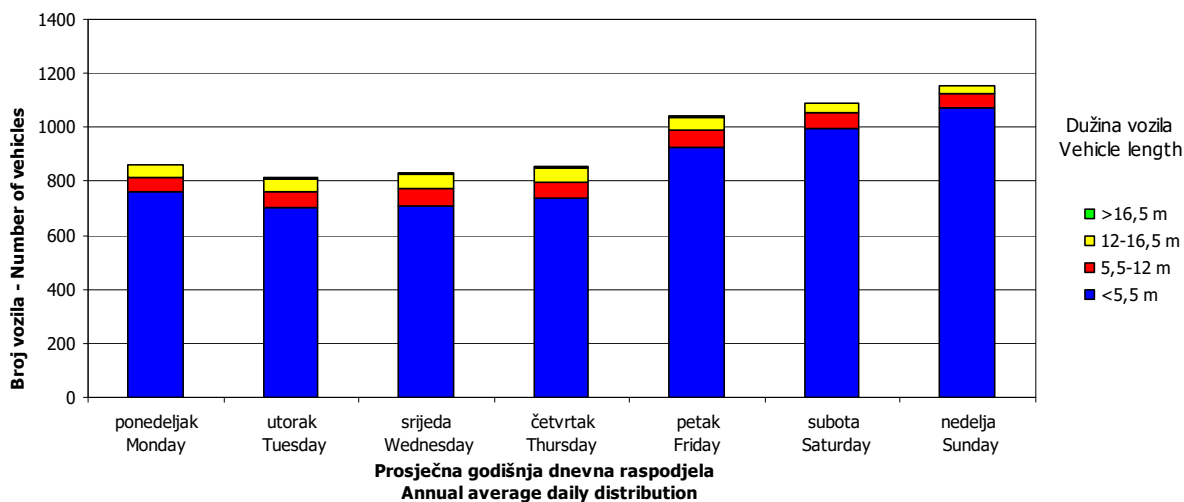
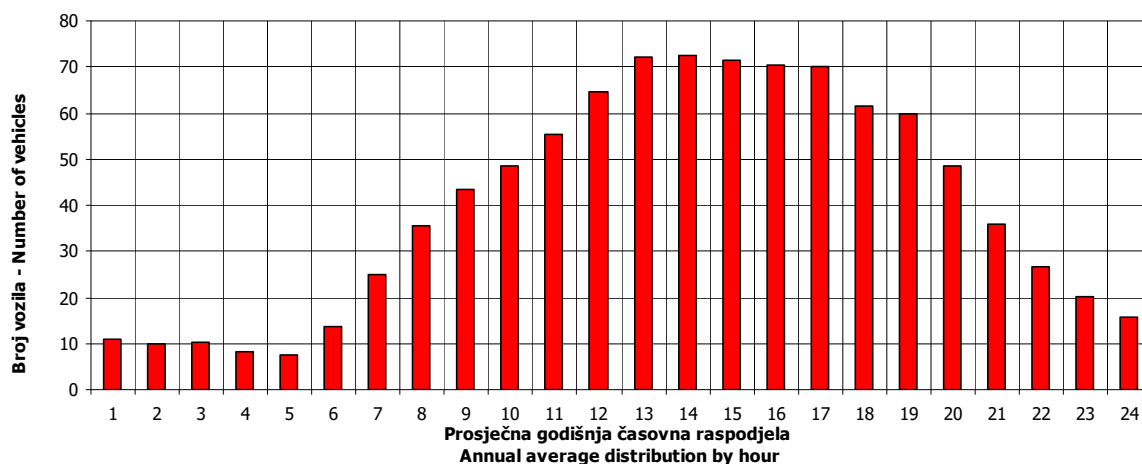
VREMENSKA RASPODJELA SAOBRAĆAJNOG TOKA TRAFFIC FLOW TIME DISTRIBUTION

Automatski brojač broj - Automatic counter number
 Lokalizet - Location / Stacionaža - Mileage [km+m]
 Broj puta - Road number / Dionica - Section

000039
 Vardište / 5+227,00
 M 5 (MI-114) / Dobrun - granica / border RS
 (Vardište)

PGDS 958 voz/dan

AADT 958 veh/day

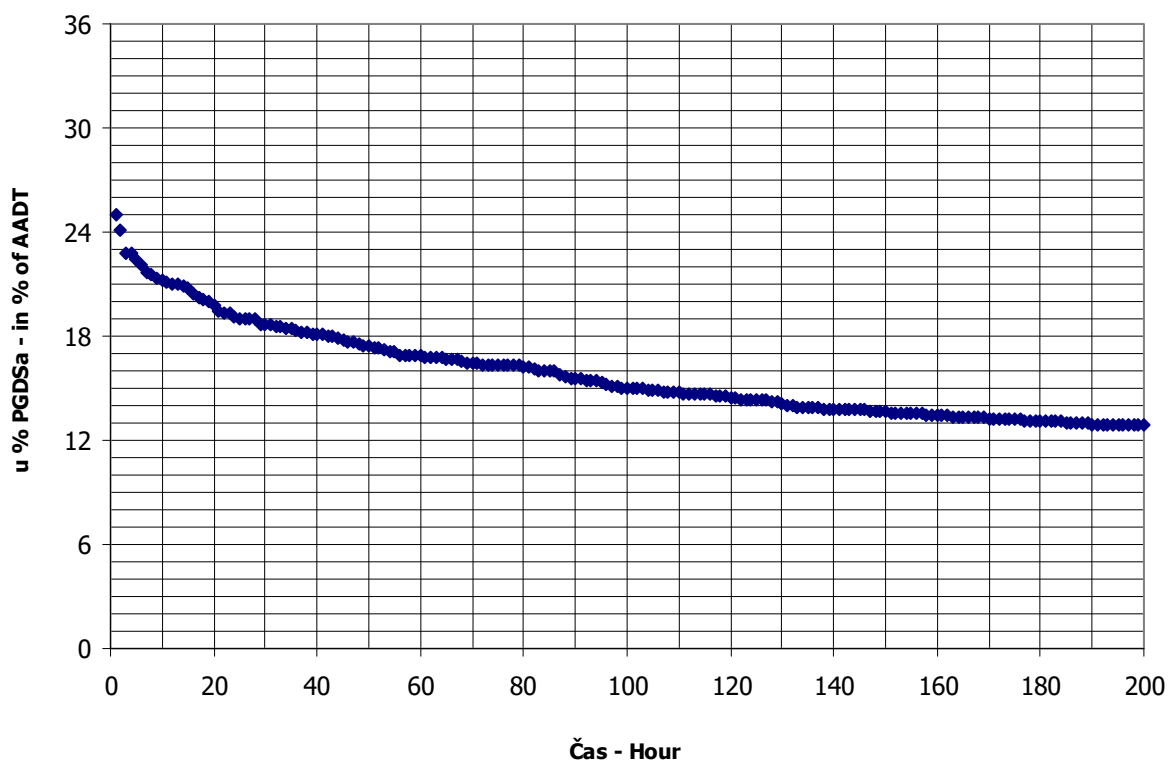


SATNA DISTRIBUCIJA SAOBRAĆAJNOG TOKA TRAFFIC FLOW HOURLY DISTRIBUTION

Automatski brojač broj - Automatic counter number
 Lokalitet - Location / Stacionaža - Mileage [km+m]
 Broj puta - Road number / Dionica - Section

000039
 Vardište / 5+227,00
 M 5 (MI-114) / Dobrun - granica / border RS
 (Vardište)

PGDS - AADT	958 voz/dan - veh/day							
Čas - Hour	Maksimalni vršni sat - Maximum peak hour	10	20	30	40	50	100	200
Sat u danu - Hour of day	14	16	17	16	16	12	12	13
Sat u godini - Hour in year	5607	5441	5610	5273	5753	5437	5557	6278
Dan - Day of week	nedelja - Sunday	nedelja - Sunday	nedelja - Sunday	nedelja - Sunday	nedelja - Sunday	nedelja - Sunday	petak - Friday	nedelja - Sunday
Datum - Date	21	14	21	7	27	14	19	18
Mjesec - Month	avgust - August	avgust - August	avgust - August	avgust - August	avgust - August	avgust - August	avgust - August	septembar - September
Vrijednost - Value	240	203	190	179	173	167	144	123
% - percent	25.05	21.19	19.83	18.68	18.06	17.43	15.03	12.84



BROJANJE VOZILA NA MREŽI PUTEVA U REPUBLICI SRPSKOJ – 2016. GODINA
VEHICLE COUNTING ON THE ROAD NETWORK OF THE REPUBLIC OF SRPSKA – YEAR 2016

MJESEČNI BROJ VOZILA
MONTHLY NUMBER OF VEHICLES

Automatski brojač broj - Automatic counter number
 Lokalitet - Location / Stacionaža - Mileage [km+m]
 Broj puta - Road number / Dionica - Section

000040
 Handići / 3+884,00
 M 20 (MI-109) / Foča 1 - granica / border RS
 (Ustikolina)

	Mjesec - Month											
	Januar- January	Februar- February	Mart- March	April- April	Maj- May	Jun- June	Juli- July	August- August	Septembar- September	Oktober- October	Novembar- November	Decembar- December
1	881	941	1370	1977	2285	1812	2572	2901	2332	2147	1681	1806
2	1285	1060	1481	1823	2204	1814	2587	2730	2450	1886	1776	1690
3	1148	1132	1378	1839	1883	2159	2505	2666	2592	1801	1837	1569
4	1373	1240	1385	2370	2039	1958	2191	3161	2481	1824	2038	1512
5	1562	1420	1326	1885	1828	1954	2401	3375	2237	1844	1879	1562
6	1043	1430	1110	1949	2075	1872	2520	4239	2115	1915	1774	1390
7	900	921	1210	1945	2212	1849	2302	3660	2256	2173	1668	1429
8	1405	1182	1297	2097	2591	1863	2467	3318	2162	2120	1638	1534
9	1414	1247	1061	2213	2154	1977	2896	2987	2456	2073	1734	1589
10	1370	1161	1151	1617	2035	2396	2733	2951	2370	1756	1733	1285
11	1515	1197	1418	1732	2057	2373	2285	2902	2281	1746	2018	1133
12	1537	1577	1336	1688	1906	2430	2224	3274	2113	1944	1727	1333
13	1478	1060	1158	1656	2082	2651	2378	3767	2069	1917	1507	1332
14	1223	1098	1394	1744	1870	2169	2467	3956	2082	2190	1866	1375
15	1531	1222	1444	2044	1655	1991	3002	3365	2196	1962	1774	1340
16	1400	1228	1532	1840	1614	2167	3087	3013	2377	1954	1804	1538
17	1239	1261	1573	1670	1621	2577	2918	2869	2566	1885	1681	935
18	1434	1353	1784	1626	1629	2358	2698	2858	2368	1807	1990	910
19	1554	1511	1707	1719	1708	2684	2582	3458	2471	2051	1897	1235
20	1513	1276	1564	1794	2098	2234	2745	4152	2651	1983	1592	1348
21	1281	1153	1588	1805	1762	2155	2653	3808	2312	2123	1599	1323
22	1466	1456	1532	2011	2003	2234	2984	2807	2077	1905	1694	1564
23	1317	1362	1568	1733	2338	2023	3270	2775	2390	1866	1738	1565
24	1062	1365	1665	1540	1944	2439	3641	3156	2347	1668	2004	1564
25	1390	827	1822	1677	1816	2651	3128	3028	2237	1565	2014	1009
26	1342	1688	1285	1769	1822	2612	2969	3038	2036	1644	1758	1325
27	939	1549	1481	1752	2173	2160	2644	3121	1910	1726	1577	1271
28	831	1336	1593	1835	1995	2094	2579	3154	1985	1977	1755	1550
29	968	1490	1650	2652	2272	2090	3065	2659	2158	1859	1770	1648
30	941		1702	2355	1871	2274	3603	2432	2299	1825	1722	1643
31	801		1571		1640		3566	2427		1632		1350
Ukupno- Total	39146	36700	45094	56327	61150	66012	85745	98126	68352	58735	53225	43624
Prosjek- Average	1263	1266	1455	1878	1973	2200	2766	3165	2278	1895	1774	1407
Godišnji prosjek (PGDS) - Annual average (AADT)												1946

BROJANJE VOZILA NA MREŽI PUTEVA U REPUBLICI SRPSKOJ – 2016. GODINA
VEHICLE COUNTING ON THE ROAD NETWORK OF THE REPUBLIC OF SRPSKA – YEAR 2016

STRUKTURA SAOBRAĆAJNOG TOKA
TRAFFIC FLOW COMPOSITION

Automatski brojač broj - Automatic counter number 000040
 Lokalitet - Location / Stacionaža - Mileage [km+m] Handići / 3+884,00
 Broj puta - Road number / Dionica - Section M 20 (MI-109) / Foča 1 - granica / border RS (Ustikolina)

Mjesec - Month	Smjer - Direction	Dužina vozila - Vehicle length								Ukupno - Total
		< 5,5 m	(%)	5,5 - 12 m	(%)	12 - 16,5 m	(%)	< 16,5 m	(%)	
Januar - January	I	17913	92.2	1334	6.9	173	0.9	6	0.0	19426
	II	18180	92.2	1345	6.8	189	1.0	6	0.0	19720
	ukupno - total	36093	92.2	2679	6.8	362	0.9	12	0.0	39146
Februar - February	I	16576	90.8	1476	8.1	199	1.1	6	0.0	18257
	II	16747	90.8	1490	8.1	203	1.1	3	0.0	18443
	ukupno - total	33323	90.8	2966	8.1	402	1.1	9	0.0	36700
Mart - March	I	20344	90.2	1864	8.3	333	1.5	5	0.0	22545
	II	20371	90.3	1842	8.2	335	1.5	2	0.0	22550
	ukupno - total	40714	90.3	3706	8.2	667	1.5	7	0.0	45094
April - April	I	25707	91.5	1956	7.0	424	1.5	3	0.0	28090
	II	25839	91.5	1968	7.0	429	1.5	1	0.0	28237
	ukupno - total	51546	91.5	3924	7.0	853	1.5	4	0.0	56327
Maj - May	I	27776	92.0	2021	6.7	397	1.3	6	0.0	30200
	II	28496	92.1	2028	6.6	421	1.4	5	0.0	30950
	ukupno - total	56272	92.0	4050	6.6	818	1.3	11	0.0	61150
Juni - June	I	29451	92.0	2091	6.5	454	1.4	3	0.0	31999
	II	31321	92.1	2213	6.5	477	1.4	2	0.0	34013
	ukupno - total	60772	92.1	4304	6.5	931	1.4	5	0.0	66012
Juli - July	I	38592	94.0	2056	5.0	410	1.0	2	0.0	41061
	II	42114	94.2	2176	4.9	390	0.9	5	0.0	44684
	ukupno - total	80706	94.1	4232	4.9	800	0.9	7	0.0	85745
Avgust - August	I	48212	94.7	2252	4.4	463	0.9	4	0.0	50931
	II	44455	94.2	2246	4.8	487	1.0	6	0.0	47195
	ukupno - total	92667	94.4	4499	4.6	950	1.0	10	0.0	98126
Septembar - September	I	31997	91.2	2460	7.0	614	1.8	4	0.0	35075
	II	30406	91.4	2209	6.6	649	2.0	13	0.0	33277
	ukupno - total	62403	91.3	4669	6.8	1263	1.8	17	0.0	68352
Oktobar - October	I	26454	89.9	2408	8.2	543	1.8	5	0.0	29410
	II	26476	90.3	2300	7.8	542	1.8	7	0.0	29325
	ukupno - total	52929	90.1	4708	8.0	1086	1.8	12	0.0	58735
Novembar - November	I	24123	90.0	2194	8.2	464	1.7	12	0.0	26793
	II	23917	90.5	2049	7.8	460	1.7	5	0.0	26432
	ukupno - total	48040	90.3	4244	8.0	924	1.7	17	0.0	53225
Decembar - December	I	19493	89.5	1951	9.0	335	1.5	5	0.0	21783
	II	19580	89.7	1902	8.7	353	1.6	6	0.0	21840
	ukupno - total	39073	89.6	3853	8.8	687	1.6	11	0.0	43624
Ukupno (godišnje) - Total (annual)	I	326637	91.9	24064	6.8	4808	1.4	61	0.0	355570
	II	327900	91.9	23769	6.7	4935	1.4	61	0.0	356666
	ukupno - total	654538	91.9	47833	6.7	9743	1.4	123	0.0	712236
Prosjek (PGDS) - Average (AADT)	I	892	91.9	66	6.8	13	1.4	0	0.0	972
	II	896	91.9	65	6.7	13	1.4	0	0.0	974
	ukupno - total	1788	91.9	131	6.7	27	1.4	0	0.0	1946

BROJANJE VOZILA NA MREŽI PUTEVA U REPUBLICI SRPSKOJ – 2016. GODINA
VEHICLE COUNTING ON THE ROAD NETWORK OF THE REPUBLIC OF SRPSKA – YEAR 2016

SAOBRAĆAJNI POKAZATELJI

Automatski brojač broj Lokalityt / Stacionaža [km+m] Broj puta / Dionica

000040
 Handići / 3+884,00
 M 20 (MI-109) / Foča 1 - granica / border RS (Ustikolina)

Mjesec	Snjor	minimalni čas		maksimalni čas		minimalni dan		maksimalni dan		dnevni prosjek (05-21 h)	noćni prosjek (21-05 h)	prosjek radnim danom	prosjek vikendom	ljerni prosjek
		datum/dan	čas	voz/h	datum/dan	čas	voz/h	datum/dan	voz/dan					
Januar	I	nedjelja/3.	4	0	subota/9.	12	102	nedjelja/31.	357	793	581	675	560	
	II	četvrtak/28.	23	0	nedjelja/3.	13	87	četvrtak/28.	415	797	582	677	578	
	I+II	četvrtak/7.	2	1	subota/9.	2	161	nedjelja/31.	801	1562	1164	1352	1139	
Februar	I	ponedjeljak/1.	3	0	subota/6.	10	107	četvrtak/25.	425	851	588	637	613	
	II	četvrtak/4.	1	0	nedjelja/14.	15	121	četvrtak/25.	402	873	585	645	615	
	I+II	ponedjeljak/1.	3	1	petak/19.	15	173	četvrtak/25.	827	1688	1173	1282	1228	
Mart	I	srijeda/2.	4	0	četvrtak/31.	13	99	nedjelja/6.	524	955	672	746	673	
	II	srijeda/2.	1	1	nedjelja/20.	17	106	srijeda/9.	529	891	669	740	698	
	I+II	četvrtak/10.	2	1	petak/25.	11	174	srijeda/9.	1061	1822	1341	1486	1371	
April	I	utorak/5.	3	0	subota/9.	14	164	nedjelja/24.	700	1429	863	924	961	
	II	četvrtak/14.	0	1	ponedjeljak/4.	20	139	srijeda/13.	834	1223	853	929	968	
	I+II	četvrtak/7.	4	3	petak/29.	19	256	nedjelja/24.	1540	2652	1716	1854	1928	
Maj	I	četvrtak/5.	3	0	nedjelja/8.	14	133	nedjelja/15.	780	1199	898	963	995	
	II	srijeda/4.	3	1	nedjelja/8.	17	191	srijeda/18.	799	1392	899	946	1096	
	I+II	srijeda/18.	1	2	nedjelja/8.	17	263	ponedjeljak/16.	1614	2591	1797	1909	2091	
Juni	I	utorak/7.	1	0	nedjelja/19.	12	137	srijeda/8.	892	1303	968	1035	1154	1067
	II	ponedjeljak/6.	3	2	ponedjeljak/13.	22	139	četvrtak/2.	907	1454	989	1102	1223	1134
	I+II	ponedjeljak/6.	3	4	nedjelja/26.	11	233	srijeda/1.	1812	2684	1958	2136	2378	2201
Juli	I	petak/1.	3	1	nedjelja/24.	15	155	ponedjeljak/4.	1062	1765	1182	1247	1483	1323
	II	ponedjeljak/4.	1	5	nedjelja/24.	19	140	ponedjeljak/4.	1129	1919	1230	1365	1597	1440
	I+II	ponedjeljak/4.	1	9	nedjelja/24.	15	285	ponedjeljak/4.	2191	3641	2412	2612	3081	2763
Avgust	I	utorak/30.	3	1	nedjelja/21.	12	211	srijeda/31.	1220	2183	1464	1535	1944	1640
	II	ponedjeljak/29.	3	6	subota/6.	10	155	utorak/30.	1061	2206	1300	1428	1788	1521
	I+II	utorak/30.	3	10	nedjelja/14.	12	328	srijeda/31.	2427	4239	2764	2963	3732	3162
Septembar	I	subota/3.	4	0	petak/9.	12	149	utorak/27.	982	1388	1084	1147	1229	1169
	II	srijeda/14.	1	0	nedjelja/25.	16	188	utorak/27.	928	1431	998	1086	1177	1110
	I+II	srijeda/14.	1	1	nedjelja/25.	16	257	utorak/27.	1910	2651	2082	197	2233	2405
Oktobar	I	srijeda/5.	3	0	subota/8.	12	126	utorak/25.	763	1170	882	939	971	
	II	srijeda/12.	1	0	nedjelja/9.	16	151	utorak/25.	802	1141	866	927	988	
	I+II	četvrtak/6.	3	2	nedjelja/9.	16	217	utorak/25.	1565	2190	1748	1865	1960	
Novembar	I	četvrtak/3.	5	0	petak/4.	12	112	nedjelja/13.	685	1049	832	912	849	
	II	petak/4.	1	0	nedjelja/6.	16	116	ponedjeljak/21.	807	1011	806	87	895	852
	I+II	petak/4.	1	0	četvrtak/24.	13	191	nedjelja/13.	1507	2038	1638	160	1806	1701
Decembar	I	četvrtak/8.	3	0	subota/24.	11	120	nedjelja/18.	427	957	657	741	610	
	II	četvrtak/15.	3	0	nedjelja/4.	14	111	petak/17.	451	865	649	731	642	
	I+II	četvrtak/15.	3	1	subota/24.	11	184	nedjelja/18.	910	1806	1305	103	1472	1252
Godina	I	nedjelja/3.1.	4	0	nedjelja/21.	12	211	nedjelja/31.1.	357	2183	889	958	1003	1300
	II	četvrtak/28.1.	23	0	nedjelja/8.5.	17	191	četvrtak/25.2.	402	2206	869	956	1019	1301
	I+II	petak/4.1.1.	1	0	nedjelja/14.8.	12	328	nedjelja/31.1.	801	4239	1758	1914	2022	2601

BROJANJE VOZILA NA MREŽI PUTEVA U REPUBLICI SRPSKOJ – 2016. GODINA
VEHICLE COUNTING ON THE ROAD NETWORK OF THE REPUBLIC OF SRPSKA – YEAR 2016

TRAFFIC PARAMETERS

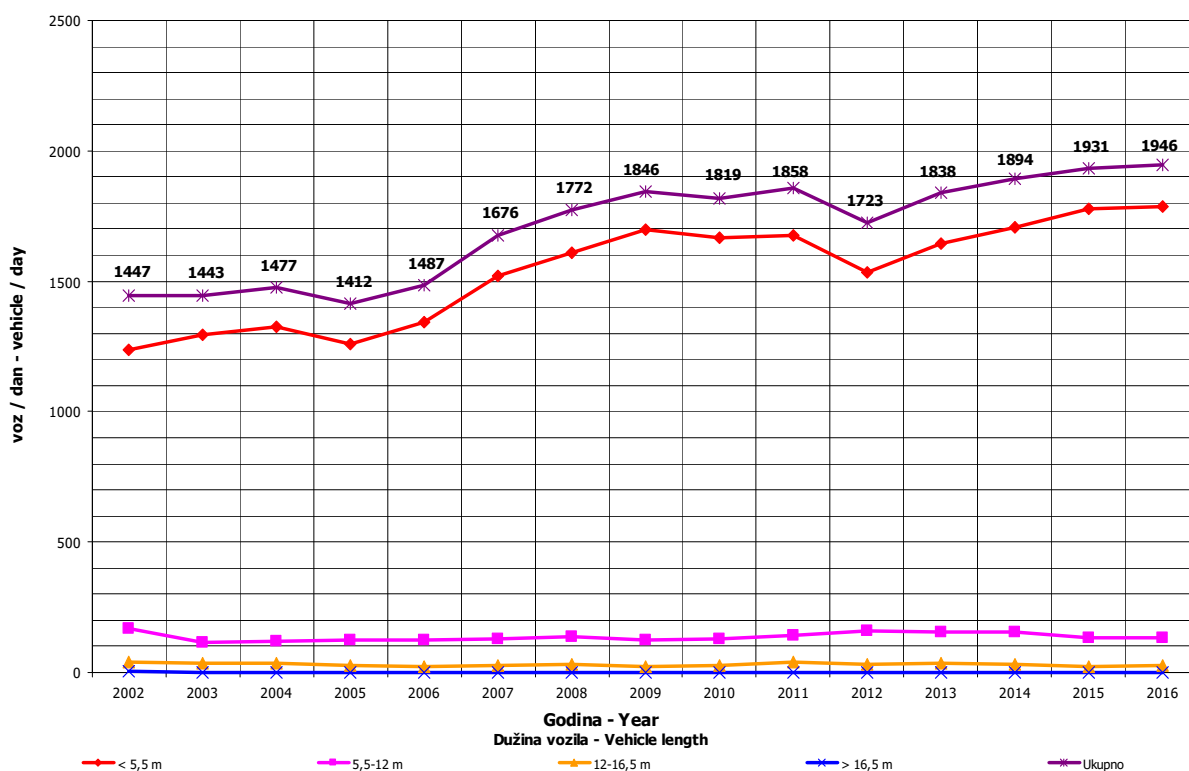
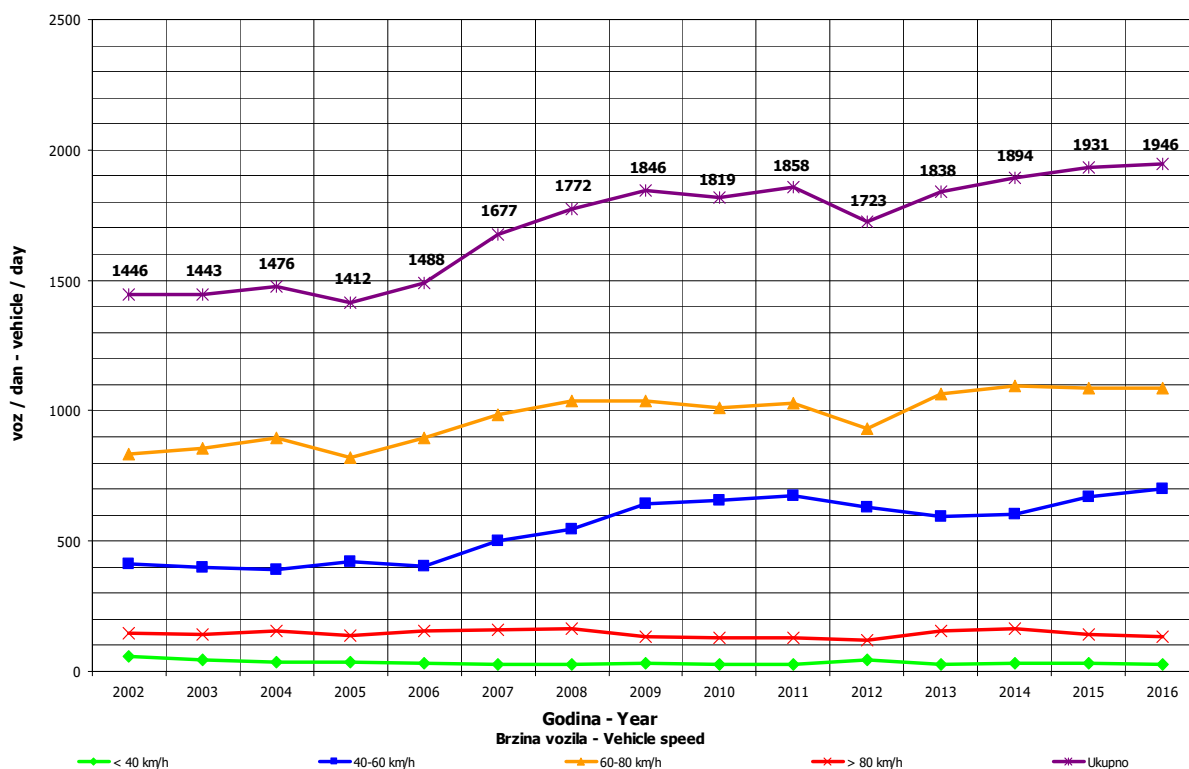
Automatic counter number 000040
 Location / Mileage [km+m] Handići / 3+884,00
 Road number / Section M 20 (MI-109) / Foča 1 - granica / border RS (Ustikolina)

Month	Direction	minimum hour		maximum hour		veh/h		veh/day		veh/day	minimum day		maximum day		veh/day	day time average (5-21 h)	night average (21-05 h)	working day average	weekend average	summer average
		date/day	hour	date/day	hour	veh/h	veh/h	date/day	date/day		date/day	date/day								
January	I	3/Sunday	4	9/Saturday	12	102	357	31/Sunday	19/Tuesday	797	581	46	675	560						
	II	28/Thursday	23	3/Sunday	13	87	415	28/Thursday	5/Thursday	793	582	53	677	578						
	I+II	7/Thursday	2	9/Saturday	12	161	801	31/Sunday	5/Tuesday	1562	1164	99	1352	1139						
February	I	1/Monday	3	6/Saturday	10	107	425	25/Thursday	26/Friday	851	588	42	637	613						
	II	4/Thursday	1	14/Sunday	15	121	402	25/Thursday	12/Friday	873	585	52	645	615						
	I+II	1/Monday	3	19/Friday	15	173	827	25/Thursday	26/Friday	1688	1173	94	1282	1228						
March	I	2/Wednesday	4	31/Thursday	13	99	524	6/Sunday	25/Friday	955	672	55	746	673						
	II	2/Wednesday	1	20/Sunday	17	106	529	9/Wednesday	20/Sunday	891	669	60	740	698						
	I+II	10/Thursday	2	25/Friday	11	174	1061	9/Wednesday	25/Friday	1822	1341	115	1486	1371						
April	I	5/Tuesday	3	9/Saturday	14	164	700	24/Sunday	29/Friday	1429	863	73	924	961						
	II	14/Thursday	0	4/Monday	20	139	834	13/Wednesday	29/Friday	1223	853	89	929	968						
	I+II	7/Thursday	4	29/Friday	19	256	1540	24/Sunday	29/Friday	2652	1716	163	1854	1928						
May	I	4/Wednesday	3	8/Sunday	14	133	780	15/Sunday	8/Sunday	1199	898	76	963	995						
	II	5/Thursday	3	8/Sunday	17	191	799	18/Wednesday	8/Sunday	1392	899	100	946	1096						
	I+II	18/Wednesday	1	24/Sunday	17	263	1614	16/Monday	8/Sunday	2591	1797	177	1909	2091						
June	I	7/Tuesday	1	19/Sunday	12	137	892	8/Wednesday	19/Sunday	1303	968	98	1035	1154						
	II	6/Monday	3	13/Monday	22	139	907	2/Thursday	25/Saturday	1454	989	145	1102	1223						
	I+II	6/Monday	3	26/Sunday	11	233	1812	1/Wednesday	19/Sunday	2684	1958	243	2136	2378						
July	I	1/Friday	3	24/Sunday	15	155	1062	4/Monday	31/Sunday	1765	1182	141	1247	1233						
	II	4/Monday	1	24/Sunday	19	140	1129	4/Monday	24/Sunday	1919	1230	210	1365	1597						
	I+II	4/Monday	1	24/Sunday	15	285	2191	4/Monday	24/Sunday	3641	2412	351	2612	3081						
August	I	30/Tuesday	3	1/Sunday	12	211	1220	31/Wednesday	20/Saturday	2183	1464	176	1535	1944						
	II	29/Monday	3	6/Saturday	10	155	1061	30/Tuesday	6/Saturday	2206	1300	221	1428	1788						
	I+II	30/Tuesday	3	14/Sunday	12	328	2427	31/Wednesday	6/Saturday	4239	2764	398	2963	3732						
September	I	3/Saturday	4	9/Friday	12	149	982	27/Tuesday	3/Saturday	1388	1084	85	1147	1229						
	II	14/Wednesday	1	25/Sunday	16	188	928	27/Tuesday	20/Tuesday	1431	998	112	1086	1177						
	I+II	14/Wednesday	1	25/Sunday	16	257	1910	27/Tuesday	20/Tuesday	2651	2082	197	2233	2405						
October	I	5/Wednesday	3	8/Saturday	12	126	763	25/Tuesday	7/Friday	1170	882	67	939	971						
	II	12/Wednesday	1	9/Sunday	16	151	802	25/Tuesday	9/Sunday	1141	866	81	927	988						
	I+II	6/Thursday	3	9/Sunday	16	217	1565	25/Tuesday	14/Friday	2190	1748	148	1865	1960						
November	I	3/Thursday	5	4/Friday	12	112	685	13/Sunday	24/Thursday	1049	832	73	912	849						
	II	4/Friday	1	6/Sunday	16	116	807	21/Monday	4/Friday	1011	806	87	895	852						
	I+II	4/Friday	1	24/Thursday	13	191	1507	13/Sunday	4/Friday	2038	1638	160	1806	1701						
December	I	8/Thursday	3	24/Saturday	11	120	427	18/Sunday	1/Thursday	957	657	46	741	610						
	II	15/Thursday	3	4/Sunday	14	111	451	17/Saturday	9/Friday	865	649	57	731	642						
	I+II	15/Thursday	3	24/Saturday	11	184	910	18/Sunday	1/Thursday	1806	1305	103	1472	1252						
Year	I	January 3/Sunday	4	August 21/Sunday	12	211	357	January 31/Sunday	August 20/Saturday	2183	889	82	958	1003						
	II	January 28/Thursday	23	May 8/Sunday	17	191	402	February 25/Thursday	August 6/Saturday	2206	869	106	956	1019						
	I+II	November 4/Friday	1	August 14/Sunday	12	328	801	January 31/Sunday	August 6/Saturday	4239	1758	187	1914	2022						

GODIŠNJA NERAVNOMJERNOST SAOBRAĆAJNOG TOKA TRAFFIC FLOW ANNUAL VARIATION

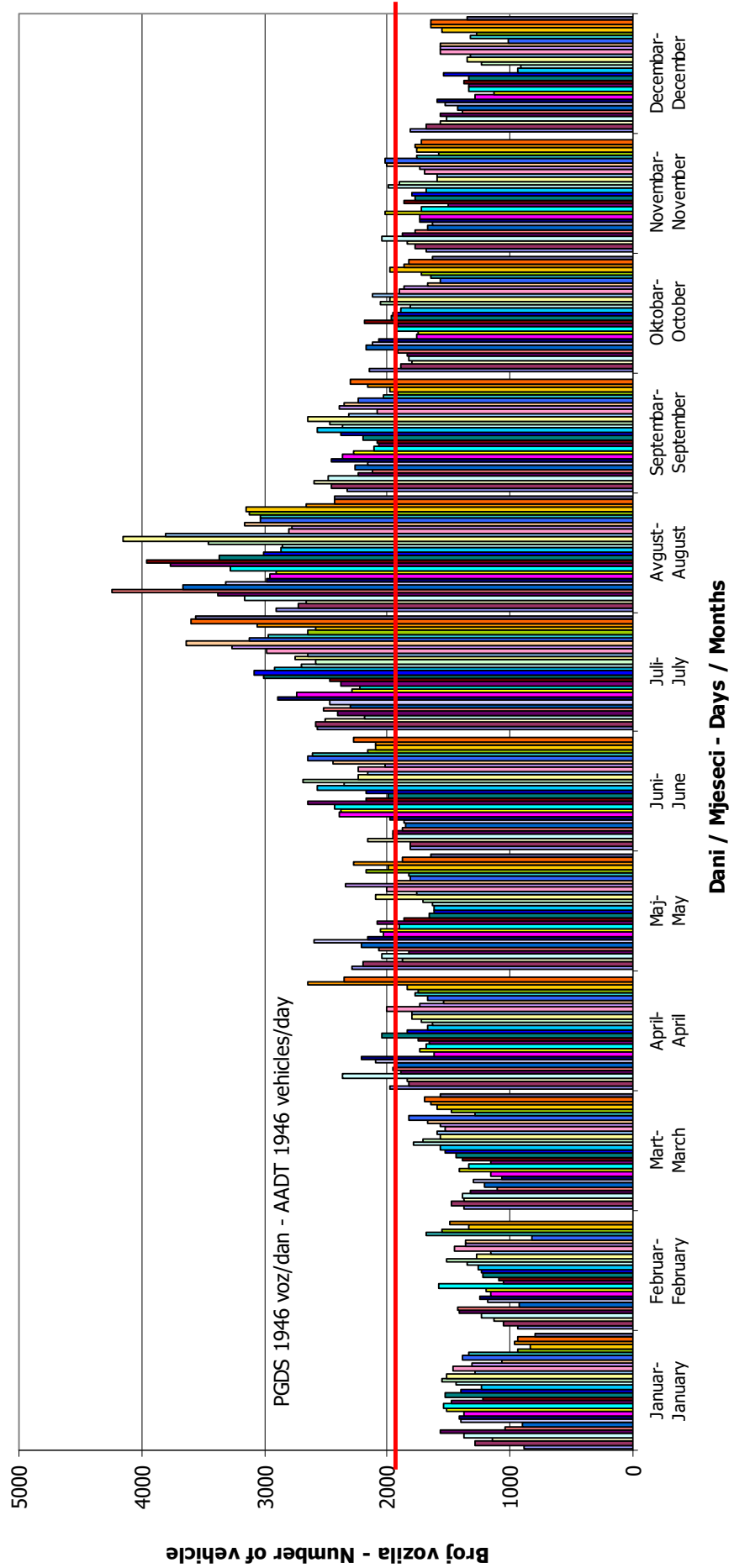
Automatski brojač broj - Automatic counter number
 Lokalizet - Location / Stacionaža - Mileage [km+m]
 Broj puta - Road number / Dionica - Section

000040
 Handići / 3+884,00
 M 20 (MI-109) / Foča 1 - granica / border RS
 (Ustikolina)



**DNEVNA NERAVNOMJERNOST SAOBRAĆAJNOG TOKA
 TRAFFIC FLOW DAILY VARIATION**

Automatski brojač broj - Automatic counter number 000040
 Lokalizet - Location / Stacionaža - Mileage [km+tm] Handići / 3+884,00
 Broj puta - Road number/ Dionica - Section M 20 (MI-109) / Foča 1 - granica / border RS (Ustikolina)

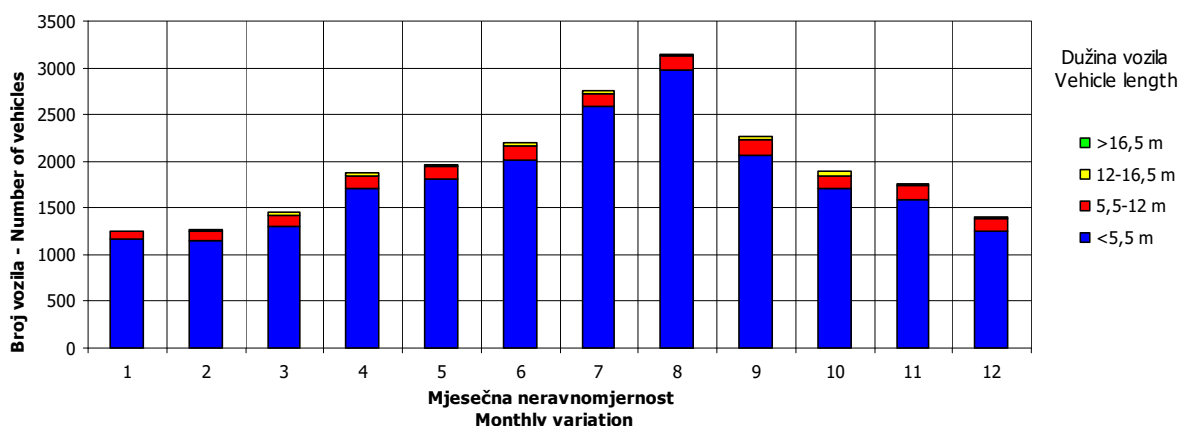
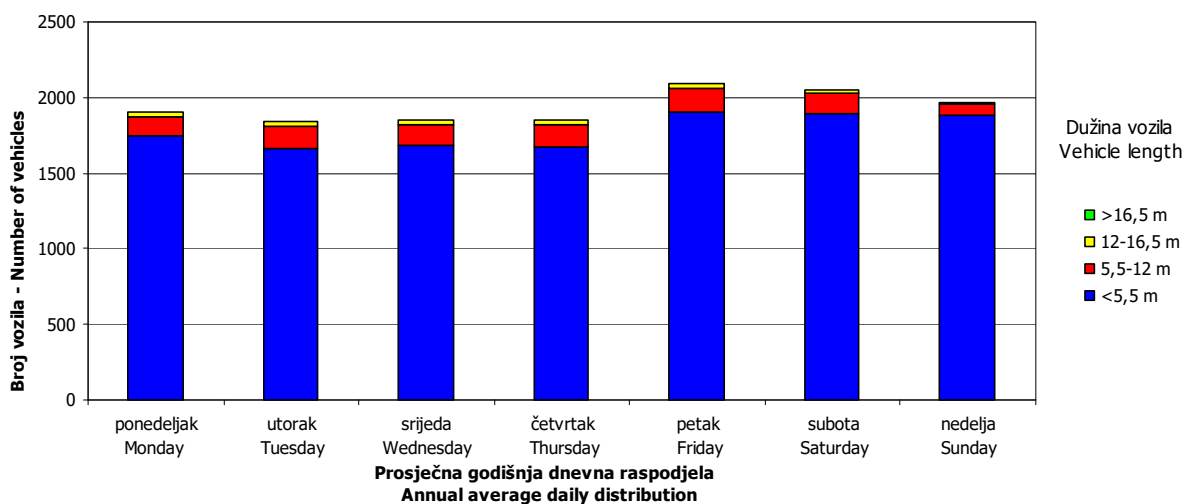
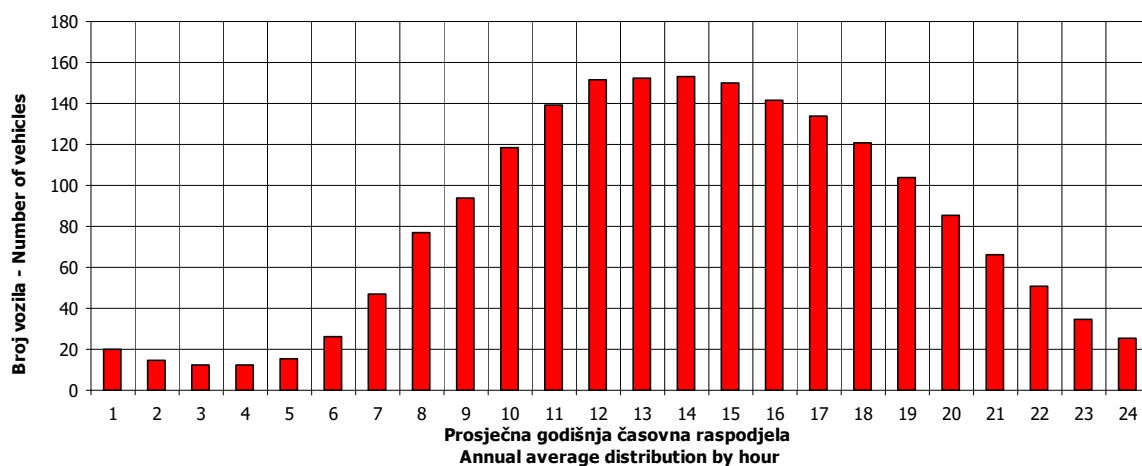


VREMENSKA RASPODJELA SAOBRAĆAJNOG TOKA TRAFFIC FLOW TIME DISTRIBUTION

Automatski brojač broj - Automatic counter number
 Lokalizet - Location / Stacionaža - Mileage [km+m]
 Broj puta - Road number / Dionica - Section

000040
 Handići / 3+884,00
 M 20 (MI-109) / Foča 1 - granica / border RS
 (Ustikolina)

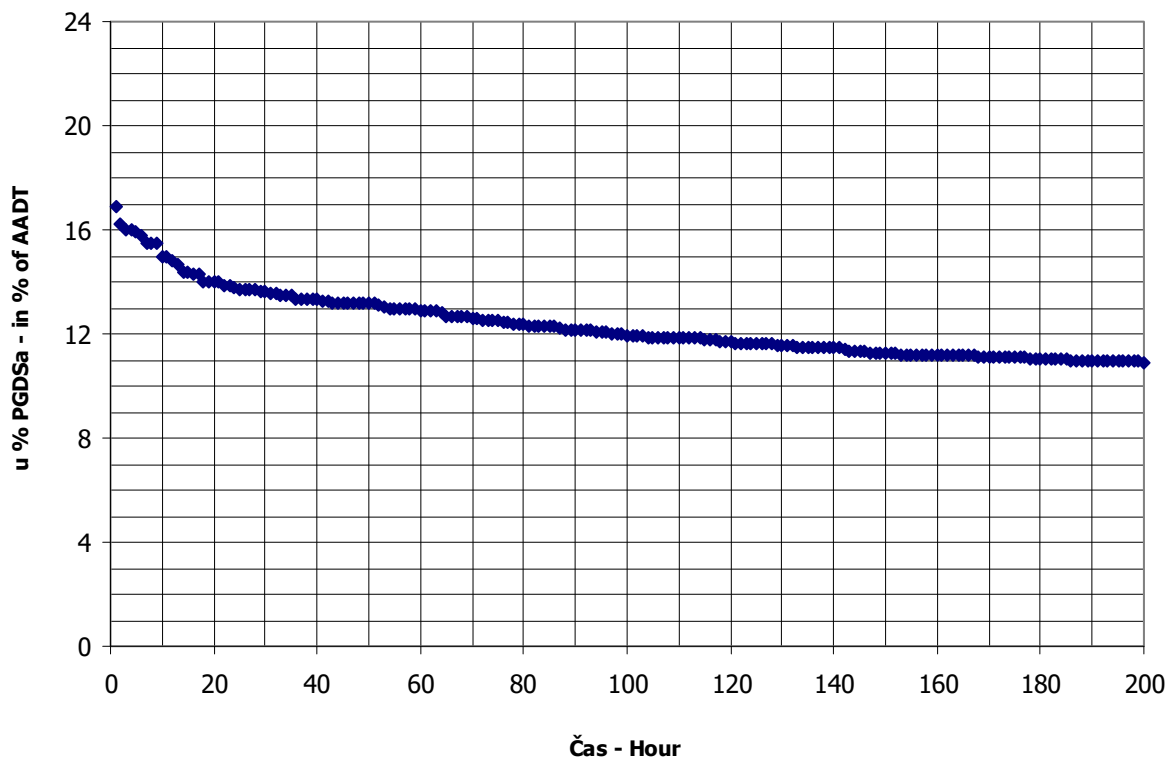
PGDS 1946 voz/dan AADT 1946 veh/day



SATNA DISTRIBUCIJA SAOBRAĆAJNOG TOKA TRAFFIC FLOW HOURLY DISTRIBUTION

Automatski brojač broj - Automatic counter number 000040
 Lokalizet - Location / Stacionaža - Mileage [km+m] Handići / 3+884,00
 Broj puta - Road number / Dionica - Section M 20 (MI-109) / Foča 1 - granica / border RS (Ustikolina)

PGDS - AADT	1946 voz/dan - veh/day							
Čas - Hour	Maksimalni vršni sat - Maximum peak hour	10	20	30	40	50	100	200
Sat u danu - Hour of day	12	12	11	19	14	11	14	18
Sat u godini - Hour in year	5437	5581	5412	5612	5775	5460	4935	2923
Dan - Day of week	nedelja - Sunday	subota - Saturday	subota - Saturday	nedelja - Sunday	nedelja - Sunday	ponedeljak - Monday	nedelja - Sunday	nedelja - Sunday
Datum - Date	14	20	13	21	28	15	24	1
Mjesec - Month	avgust - August	avgust - August	avgust - August	avgust - August	avgust - August	avgust - August	juli - July	maj - May
Vrijednost - Value	328	291	272	265	259	256	232	212
% - percent	16.85	14.95	13.98	13.62	13.31	13.15	11.92	10.89



AUTOMATSKI BROJAČ UNIŠTEN
AUTOMATIC COUNTER DESTROYED

41

BROJANJE VOZILA NA MREŽI PUTEVA U REPUBLICI SRPSKOJ – 2016. GODINA
VEHICLE COUNTING ON THE ROAD NETWORK OF THE REPUBLIC OF SRPSKA – YEAR 2016

MJESEČNI BROJ VOZILA
MONTHLY NUMBER OF VEHICLES

Automatski brojač broj - Automatic counter number
 Lokalizet - Location / Stacionaža - Mileage [km+m]
 Broj puta - Road number / Dionica - Section

000042
 Kopilovo / 1+036,00
 M 18 (MI-111) / Brod na Drini 3 - granica / border
 RS (Šćepan Polje)

	Mjesec - Month											
	Januar- January	Februar- February	Mart- March	April- April	Maj- May	Jun- June	Juli- July	August- August	Septembar- September	Oktober- October	Novembar- November	Decembar- December
1	419	170	349	714	1127	611	1218	1625	1132	846	564	569
2	629	234	428	716	1106	682	1344	1588	1224	799	646	527
3	468	273	401	698	775	950	1480	1516	1343	655	608	539
4	448	295	357	822	823	987	1110	1527	1474	608	680	702
5	534	362	424	663	677	1121	931	1833	923	624	773	532
6	477	363	419	618	836	765	1058	1967	899	696	750	425
7	276	334	304	659	1054	701	1127	2171	937	849	531	446
8	507	271	392	703	859	708	1233	1553	885	930	493	486
9	439	309	223	706	762	844	1609	1527	917	890	482	569
10	593	285	296	623	783	1024	1578	1494	1145	653	520	564
11	442	291	358	548	813	1218	1196	1491	1282	619	536	521
12	335	336	380	503	739	1266	1155	1665	788	655	589	422
13	444	230	432	526	928	810	1194	2122	779	579	531	445
14	382	339	372	548	914	806	1277	2110	818	758	533	428
15	485	305	443	658	802	799	1593	1531	874	742	471	410
16	439	335	417	648	556	858	1851	1387	997	706	482	493
17	437	301	464	734	517	1070	1665	1355	1047	705	588	453
18	370	335	561	476	607	1332	1505	1383	1152	589	661	500
19	398	373	562	541	631	1243	1385	1607	788	621	676	351
20	376	417	648	604	868	770	1380	1949	722	574	587	299
21	411	344	488	656	820	677	1177	1872	816	735	526	302
22	352	368	452	679	923	689	1659	1172	910	683	466	543
23	423	338	440	722	672	835	2202	1236	995	785	460	327
24	442	349	499	766	756	1074	2177	1156	1045	487	480	241
25	340	465	574	582	800	1154	1466	1415	1035	522	678	224
26	382	497	330	647	781	1085	1343	1575	740	559	560	263
27	250	462	613	662	938	826	1239	1698	695	573	674	463
28	244	466	643	822	978	819	1453	2077	721	619	477	299
29	226	420	605	1422	1156	870	1807	1185	768	628	530	287
30	253		613	1377	659	1042	2352	1139	821	697	766	385
31	280		468		620		2398	1060		565		460
Ukupno- Total	12506	9853	13930	21047	25314	27630	46222	49016	28644	20940	17291	13454
Prosje- Average	403	340	449	702	817	921	1491	1581	955	675	576	434
Godišnji prosjek (PGDS) - Annual average (AADT)												781

BROJANJE VOZILA NA MREŽI PUTEVA U REPUBLICI SRPSKOJ – 2016. GODINA
VEHICLE COUNTING ON THE ROAD NETWORK OF THE REPUBLIC OF SRPSKA – YEAR 2016

STRUKTURA SAOBRAĆAJNOG TOKA
TRAFFIC FLOW COMPOSITION

Automatski brojač broj - Automatic counter number 000042
 Lokalitet - Location / Stacionaža - Mileage [km+m] Kopilovo / 1+036,00
 Broj puta - Road number / Dionica - Section M 18 (MI-111) / Brod na Drini 3 - granica /
 border RS (Šćepan Polje)

Mjesec- Month	Smjer- Direction	Dužina vozila - Vehicle length								Ukupno- Total
		< 5,5 m	(%)	5,5 - 12 m	(%)	12 - 16,5 m	(%)	< 16,5 m	(%)	
Januar - January	I	5789	95.3	282	4.6	2	0.0	1	0.0	6075
	II	6143	95.5	285	4.4	3	0.0	0	0.0	6431
	ukupno - total	11932	95.4	568	4.5	5	0.0	1	0.0	12506
Februar - February	I	4515	93.4	310	6.4	8	0.2	1	0.0	4834
	II	4703	93.7	297	5.9	19	0.4	0	0.0	5019
	ukupno - total	9218	93.6	607	6.2	27	0.3	1	0.0	9853
Mart - March	I	6438	94.2	379	5.5	10	0.1	4	0.1	6831
	II	6715	94.6	377	5.3	7	0.1	0	0.0	7099
	ukupno - total	13153	94.4	756	5.4	17	0.1	4	0.0	13930
April - April	I	9583	95.2	469	4.7	8	0.1	3	0.0	10063
	II	10525	95.8	445	4.1	13	0.1	0	0.0	10984
	ukupno - total	20108	95.5	914	4.3	21	0.1	3	0.0	21047
Maj - May	I	12039	95.8	516	4.1	8	0.1	4	0.0	12566
	II	12247	96.1	488	3.8	11	0.1	2	0.0	12748
	ukupno - total	24285	95.9	1004	4.0	19	0.1	6	0.0	25314
Juni - June	I	12711	95.4	578	4.3	28	0.2	3	0.0	13320
	II	13670	95.5	599	4.2	37	0.3	4	0.0	14310
	ukupno - total	26381	95.5	1177	4.3	65	0.2	7	0.0	27630
Juli - July	I	21156	96.6	695	3.2	33	0.2	6	0.0	21891
	II	23586	96.9	709	2.9	35	0.1	1	0.0	24332
	ukupno - total	44742	96.8	1405	3.0	68	0.1	7	0.0	46222
Avgust - August	I	24333	96.6	837	3.3	18	0.1	6	0.0	25194
	II	22940	96.3	853	3.6	29	0.1	0	0.0	23822
	ukupno - total	47272	96.4	1690	3.4	47	0.1	6	0.0	49016
Septembar - September	I	12947	94.1	791	5.7	23	0.2	4	0.0	13765
	II	13958	93.8	900	6.1	18	0.1	2	0.0	14879
	ukupno - total	26905	93.9	1691	5.9	41	0.1	6	0.0	28644
Oktobar - October	I	10051	95.2	484	4.6	19	0.2	2	0.0	10556
	II	9833	94.7	527	5.1	23	0.2	1	0.0	10384
	ukupno - total	19884	95.0	1011	4.8	42	0.2	3	0.0	20940
Novembar - November	I	8196	94.3	492	5.7	7	0.1	0	0.0	8695
	II	8034	93.5	552	6.4	9	0.1	1	0.0	8596
	ukupno - total	16230	93.9	1044	6.0	16	0.1	1	0.0	17291
Decembar - December	I	6314	94.1	387	5.8	4	0.1	3	0.0	6708
	II	6382	94.6	358	5.3	6	0.1	0	0.0	6746
	ukupno - total	12696	94.4	745	5.5	10	0.1	3	0.0	13454
Ukupno (godišnje) - Total (annual)	I	134071	95.4	6220	4.4	169	0.1	37	0.0	140498
	II	138735	95.5	6391	4.4	211	0.1	11	0.0	145348
	ukupno - total	272806	95.4	12611	4.4	380	0.1	48	0.0	285846
Prosjek (PGDS) - Average (AADT)	I	366	95.4	17	4.4	0	0.1	0	0.0	384
	II	379	95.5	17	4.4	1	0.1	0	0.0	397
	ukupno - total	745	95.4	34	4.4	1	0.1	0	0.0	781

BRONANJE VOZILA NA MREŽI PUTEVA U REPUBLICI SRPSKOJ – 2016. GODINA
VEHICLE COUNTING ON THE ROAD NETWORK OF THE REPUBLIC OF SRPSKA – YEAR 2016

SAOBRAĆAJNI POKAZATELJI

Automatski brojač broj
 Lokalit / Stacionaža [km+m]
 Broj puta / Dionica

000042

Kopilovo / 1+036,00

M 18 (VI-111) / Brod na Drini 3 - granica / border RS (Šćepan Polje)

Mjesec	Snjir	minimalni čas			maksimalni čas			minimalni dan		maksimalni dan		dnevni prosjek (05-21 h)	noćni prosjek (21-05 h)	prosjek radnim danom	prosjek vikendom	ljetni prosjek
		datum/dan	čas	voz/h	datum/dan	čas	voz/h	datum/dan	voz/dan							
Januar	I	petak/1.	4	0	subota/2.	15	36	subota/30.	121	subota/2.	332	176	20	190	205	
	II	subota/2.	2	0	nedjelja/10.	12	55	petak/29.	97	nedjelja/10.	364	188	19	195	224	
	I+II	utorak/5.	0	0	nedjelja/10.	13	74	petak/29.	226	subota/2.	629	365	38	385	429	
Februar	I	ponedjeljak/1.	1	0	petak/5.	17	32	ponedjeljak/1.	92	četvrtak/25.	246	151	16	164	174	
	II	ponedjeljak/1.	2	0	subota/6.	9	31	ponedjeljak/1.	78	nedjelja/28.	257	158	15	165	195	
	I+II	ponedjeljak/1.	2	0	nedjelja/28.	16	49	ponedjeljak/1.	170	petak/26.	497	309	31	329	369	
Mart	I	utorak/1.	4	0	ponedjeljak/28.	19	38	srijeda/9.	125	srijeda/30.	328	201	20	217	231	
	II	utorak/1.	2	0	nedjelja/20.	11	34	srijeda/9.	98	ponedjeljak/28.	342	210	19	224	245	
	I+II	nedjelja/6.	2	0	nedjelja/20.	16	64	srijeda/9.	223	nedjelja/20.	648	411	39	441	476	
April	I	subota/2.	2	0	subota/30.	18	67	ponedjeljak/18.	220	subota/30.	660	298	37	301	405	
	II	petak/1.	3	0	subota/30.	8	82	ponedjeljak/18.	256	petak/29.	792	334	32	330	436	
	I+II	ponedjeljak/11.	2	0	petak/29.	19	133	ponedjeljak/18.	476	petak/29.	1422	632	69	632	841	
Maj	I	ponedjeljak/2.	2	0	nedjelja/1.	11	83	utorak/17.	252	nedjelja/29.	673	354	51	357	491	
	II	utorak/3.	1	0	nedjelja/22.	15	60	četvrtak/19.	264	subota/7.	561	371	40	382	463	
	I+II	srijeda/4.	2	0	nedjelja/1.	11	117	utorak/17.	517	nedjelja/29.	1156	725	90	739	955	
Juni	I	srijeda/1.	3	0	nedjelja/5.	11	72	srijeda/1.	313	nedjelja/12.	727	378	66	386	605	444
	II	srijeda/1.	2	0	petak/17.	18	75	srijeda/1.	298	subota/18.	726	421	56	443	571	477
	I+II	srijeda/1.	3	0	subota/25.	16	112	srijeda/1.	611	subota/18.	1332	799	122	829	1176	921
Juli	I	petak/8.	3	0	subota/30.	17	131	utorak/5.	441	subota/30.	1230	601	105	614	898	706
	II	četvrtak/14.	1	0	subota/23.	8	100	utorak/5.	490	nedjelja/31.	1261	659	124	696	968	783
	I+II	petak/8.	0	5	subota/30.	17	184	utorak/5.	931	nedjelja/31.	2398	1260	229	1310	1866	1489
Avgust	I	ponedjeljak/1.	3	0	nedjelja/7.	19	124	srijeda/31.	469	nedjelja/7.	1295	698	114	720	1077	813
	II	utorak/30.	4	0	subota/13.	9	97	srijeda/24.	530	nedjelja/28.	1072	656	112	715	919	768
	I+II	utorak/30.	3	1	nedjelja/28.	17	182	srijeda/31.	1060	nedjelja/7.	2171	1354	226	1436	1996	1580
Septembar	I	nedjelja/4.	4	0	nedjelja/11.	19	73	utorak/27.	318	nedjelja/4.	631	415	45	421	563	459
	II	srijeda/7.	3	0	nedjelja/4.	17	89	utorak/20.	368	nedjelja/4.	843	444	53	449	627	497
	I+II	petak/9.	3	0	nedjelja/4.	17	149	utorak/27.	695	nedjelja/4.	1474	859	97	870	1190	956
Oktobar	I	nedjelja/2.	4	0	nedjelja/9.	18	55	ponedjeljak/24.	255	subota/8.	520	308	33	311	401	
	II	četvrtak/6.	3	0	nedjelja/2.	16	47	ponedjeljak/24.	232	petak/7.	451	303	32	319	369	
	I+II	ponedjeljak/10.	2	0	nedjelja/9.	15	83	ponedjeljak/24.	487	subota/8.	930	611	65	631	771	
Novembar	I	utorak/1.	3	0	subota/5.	16	80	ponedjeljak/28.	221	srijeda/30.	404	262	34	277	321	
	II	utorak/1.	2	0	subota/5.	17	100	srijeda/23.	224	subota/5.	391	259	36	278	309	
	I+II	utorak/1.	3	0	subota/5.	17	121	srijeda/23.	460	subota/5.	773	520	69	555	630	
Decembar	I	četvrtak/1.	1	0	nedjelja/4.	15	46	nedjelja/25.	101	nedjelja/4.	337	196	21	210	232	
	II	četvrtak/1.	2	0	nedjelja/4.	10	40	subota/24.	121	nedjelja/24.	365	198	20	211	235	
	I+II	nedjelja/4.	2	0	nedjelja/4.	15	83	nedjelja/25.	224	nedjelja/4.	702	393	41	421	467	
Godina	I	petak/1.1.	4	0	subota/30.7.	17	131	ponedjeljak/1.2.	92	nedjelja/7.8.	1295	336	47	348	467	605
	II	subota/2.1.	2	0	subota/23.7.	8	100	ponedjeljak/1.2.	78	nedjelja/31.7.	1261	350	46	367	463	631
	I+II	utorak/5.1.	0	0	subota/30.7.	17	184	ponedjeljak/1.2.	170	nedjelja/31.7.	2398	687	93	715	930	1237

BRONJE VOZILA NA MREZI PUTEVA U REPUBLICI SRPSKOJ – 2016. GODINA
VEHICLE COUNTING ON THE ROAD NETWORK OF THE REPUBLIC OF SRPSKA – YEAR 2016

TRAFFIC PARAMETERS

Automatic counter number
 Location / Mileage [km+m]
 Road number / Section

000042

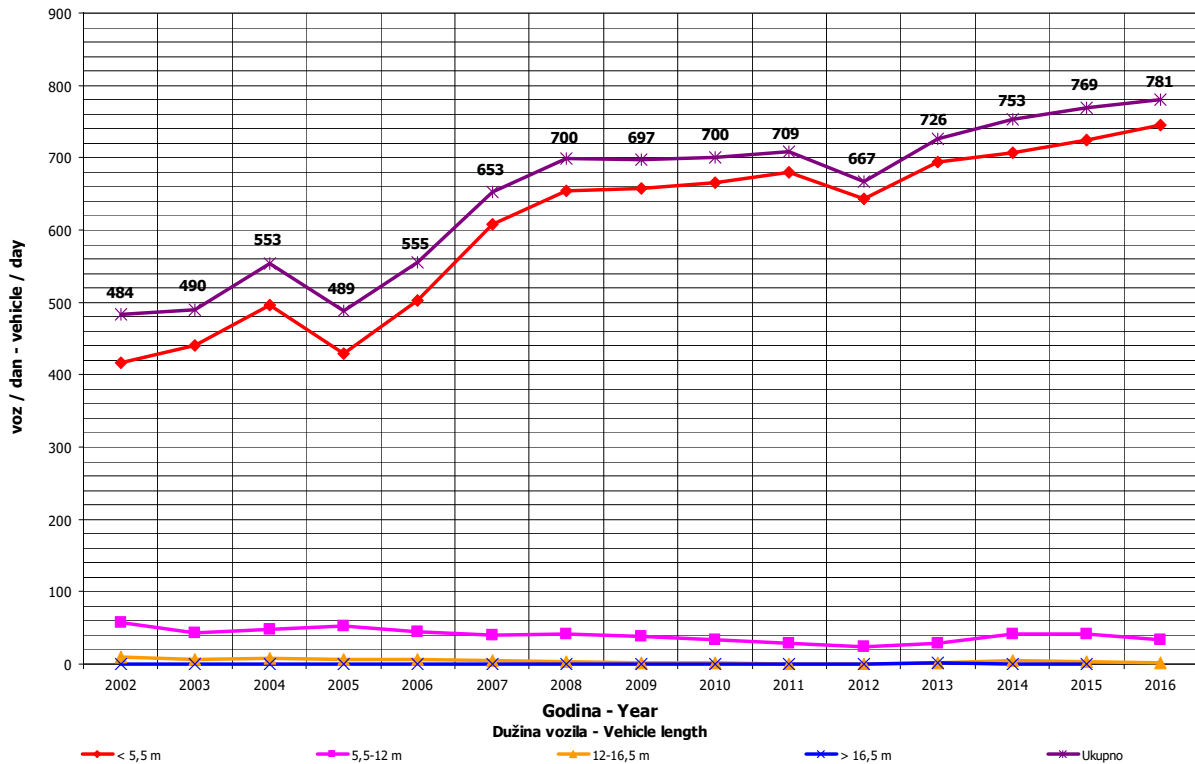
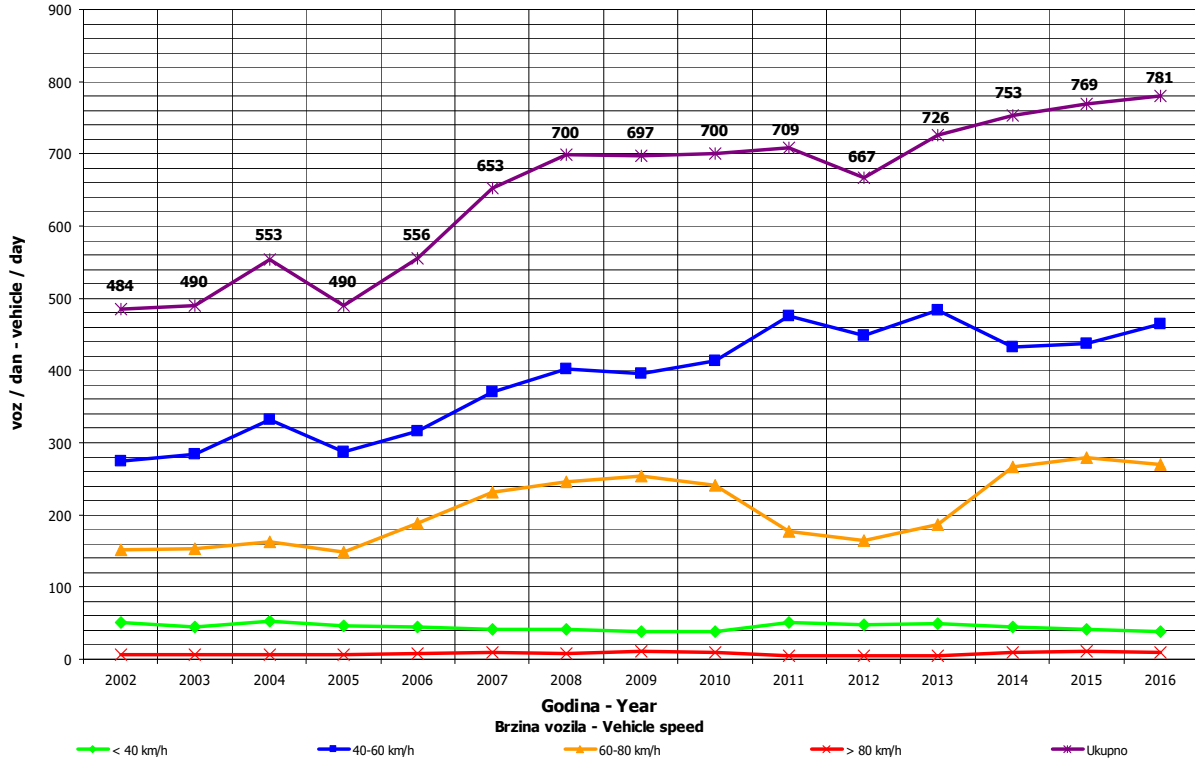
Kopilovo / 1+036,00
 M 18 (MI-111) / Brod na Drini 3 - granica / border RS (Šćepan Polje)

Month	Direction	minimum hour		maximum hour		minimum day		maximum day		day time average (5-21 h)	night average (21-05 h)	working day average	weekend average	summer average
		date/day	hour	date/day	hour	date/day	veh/day	date/day	veh/day					
January	I	1/Friday	4	2/Saturday	15	30/Saturday	121	2/Saturday	332	176	20	190	205	
	II	2/Saturday	2	10/Sunday	12	29/Friday	97	10/Sunday	364	188	19	195	224	
	I+II	5/Tuesday	0	10/Sunday	13	29/Friday	226	2/Saturday	629	365	38	385	429	
February	I	1/Monday	1	5/Friday	17	1/Monday	92	25/Thursday	246	151	16	164	174	
	II	1/Monday	2	6/Saturday	9	1/Monday	78	28/Sunday	257	158	15	165	195	
	I+II	1/Monday	2	28/Sunday	16	1/Monday	170	26/Friday	497	309	31	329	369	
March	I	1/Tuesday	4	28/Monday	19	9/Wednesday	125	30/Wednesday	328	201	20	217	231	
	II	1/Tuesday	2	20/Sunday	11	9/Wednesday	98	28/Monday	342	210	19	224	245	
	I+II	6/Sunday	2	20/Sunday	16	9/Wednesday	223	20/Sunday	648	411	39	441	476	
April	I	2/Saturday	2	30/Saturday	18	18/Monday	220	30/Saturday	660	298	37	301	405	
	II	1/Friday	3	30/Saturday	8	18/Monday	256	29/Friday	792	334	32	330	436	
	I+II	11/Monday	2	29/Friday	19	18/Monday	476	29/Friday	1422	632	69	632	841	
May	I	2/Monday	2	1/Sunday	11	17/Tuesday	252	29/Sunday	673	354	51	357	491	
	II	3/Tuesday	1	22/Sunday	15	19/Thursday	264	7/Saturday	561	371	40	382	463	
	I+II	4/Wednesday	2	1/Sunday	11	17/Tuesday	517	29/Sunday	1156	725	90	739	955	
June	I	1/Wednesday	3	5/Sunday	11	1/Wednesday	313	12/Sunday	727	378	66	386	605	444
	II	1/Wednesday	2	17/Friday	18	1/Wednesday	298	18/Saturday	726	421	56	443	571	477
	I+II	1/Wednesday	3	25/Saturday	16	1/Wednesday	611	18/Saturday	1332	799	122	829	1176	921
July	I	8/Friday	3	30/Saturday	17	5/Tuesday	441	30/Saturday	1230	601	105	614	898	706
	II	14/Thursday	1	23/Saturday	8	5/Tuesday	490	31/Sunday	1261	659	124	696	968	783
	I+II	8/Friday	0	30/Saturday	17	5/Tuesday	931	31/Sunday	2398	1260	229	1310	1866	1489
August	I	1/Monday	3	7/Sunday	19	31/Wednesday	469	7/Sunday	1295	698	114	720	1077	813
	II	30/Tuesday	4	13/Saturday	9	24/Wednesday	530	28/Sunday	1072	656	112	715	919	768
	I+II	30/Tuesday	3	28/Sunday	17	31/Wednesday	1060	7/Sunday	2171	1354	226	1436	1996	1580
September	I	4/Sunday	4	11/Sunday	19	27/Tuesday	318	4/Sunday	631	415	45	421	563	459
	II	7/Wednesday	3	4/Sunday	17	20/Tuesday	368	4/Sunday	843	444	53	449	627	497
	I+II	9/Friday	3	4/Sunday	17	27/Tuesday	695	4/Sunday	1474	859	97	870	1190	956
October	I	2/Sunday	4	9/Sunday	18	24/Monday	255	8/Saturday	520	308	33	311	401	
	II	6/Thursday	3	2/Sunday	16	24/Monday	232	7/Friday	451	303	32	319	369	
	I+II	10/Monday	2	9/Sunday	15	24/Monday	487	8/Saturday	930	611	65	631	771	
November	I	1/Tuesday	3	5/Saturday	16	28/Monday	221	30/Wednesday	404	262	34	277	321	
	II	1/Tuesday	2	5/Saturday	17	23/Wednesday	224	5/Saturday	391	259	36	278	309	
	I+II	1/Tuesday	3	5/Saturday	17	23/Wednesday	460	5/Saturday	773	520	69	555	630	
December	I	1/Thursday	1	4/Sunday	15	25/Sunday	101	4/Sunday	337	196	21	210	232	
	II	1/Thursday	2	4/Sunday	10	24/Saturday	121	4/Sunday	365	198	20	211	235	
	I+II	4/Sunday	2	4/Sunday	15	25/Sunday	224	4/Sunday	702	393	41	421	467	
Year	I	January 1/Friday	4	July 30/Saturday	17	February 1/Monday	92	August 7/Sunday	1295	336	47	348	467	605
	II	January 2/Saturday	2	July 23/Saturday	8	February 1/Monday	78	July 31/Sunday	1261	350	46	367	463	631
	I+II	January 5/Tuesday	0	July 30/Saturday	17	February 1/Monday	170	July 31/Sunday	2398	687	93	715	930	1237

GODIŠNJA NERAVNOMJERNOST SAOBRAĆAJNOG TOKA TRAFFIC FLOW ANNUAL VARIATION

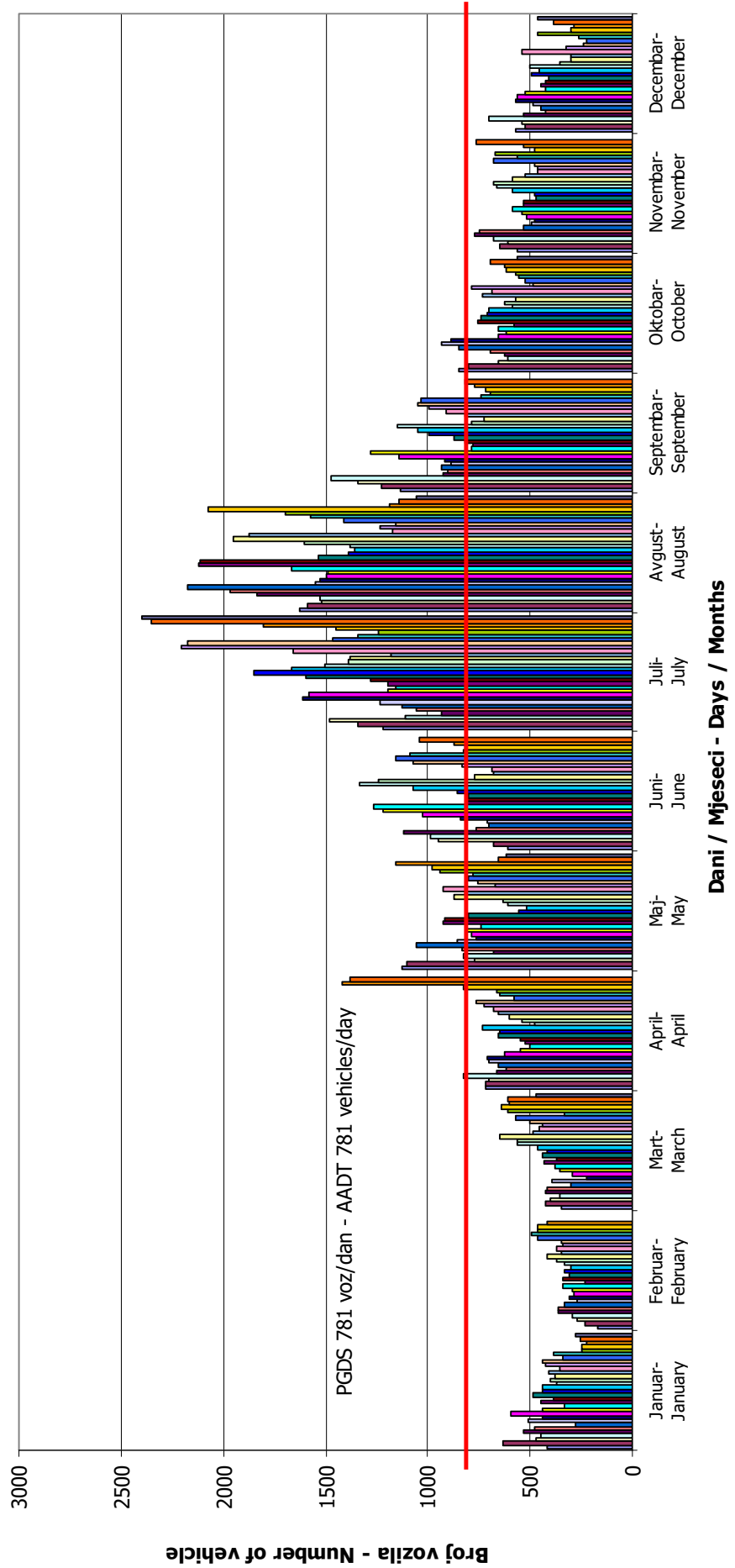
Automatski brojač broj - Automatic counter number
 Lokalizet - Location / Stacionaža - Mileage [km+m]
 Broj puta - Road number / Dionica - Section

000042
 Kopilovo / 1+036,00
 M 18 (MI-111) / Brod na Drini 3 - granica /
 border RS (Šćepan Polje)



DNEVNA NERAVNOMJERNOST SAOBRAĆAJNOG TOKA
TRAFFIC FLOW DAILY VARIATION

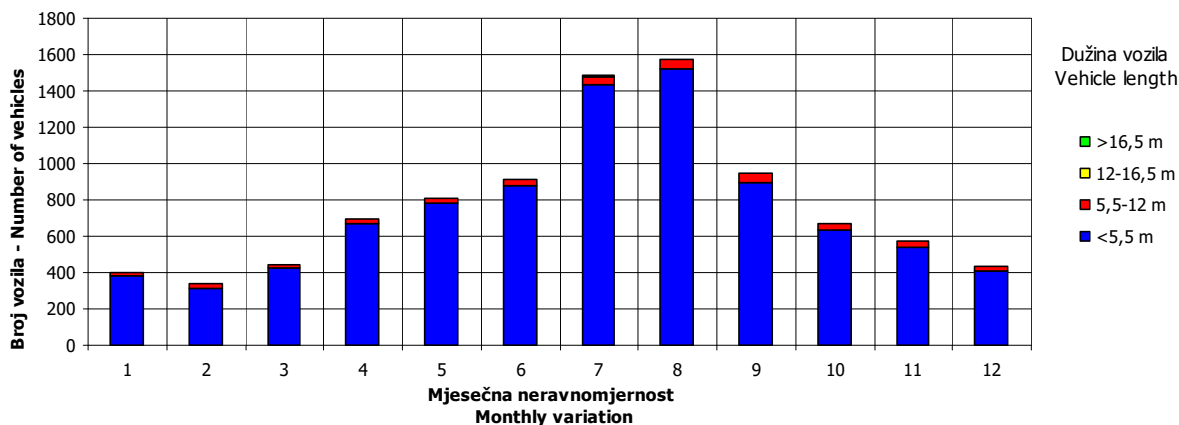
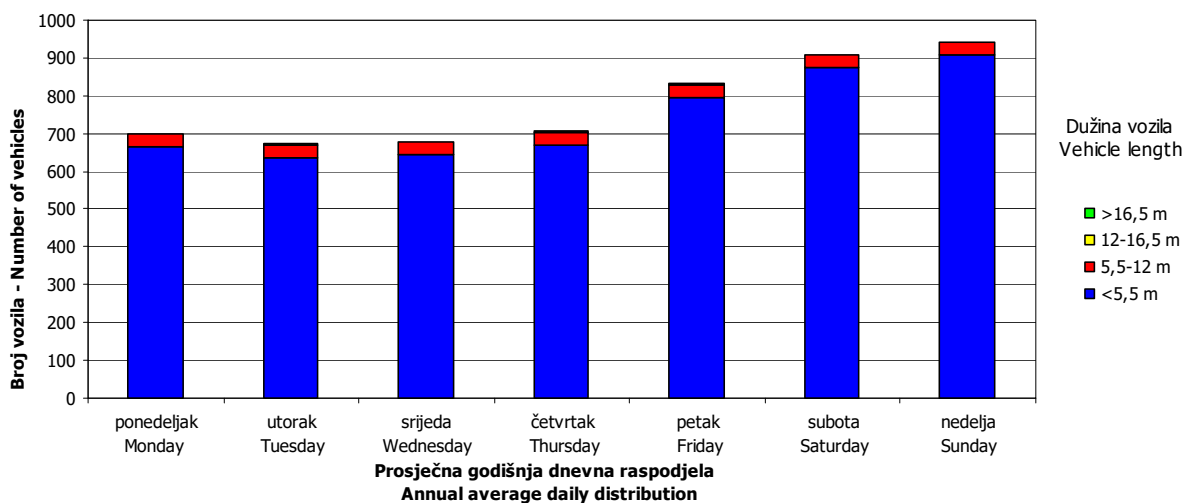
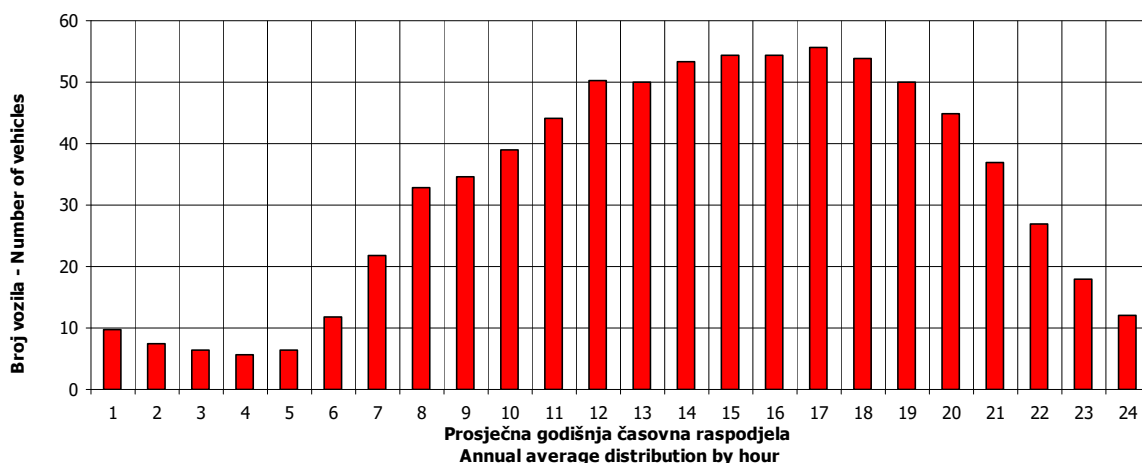
Automatski brojač broj - Automatic counter number 000042
 Lokalitet - Location / Stacionaža - Mileage [km+tm] Kopilovo / 1+036,00
 Broj puta - Road number/ Dionica - Section M 18 (MI-111) / Brod na Drini 3 - granica / border RS (Šćepan Polje)



VREMENSKA RASPODJELA SAOBRAĆAJNOG TOKA TRAFFIC FLOW TIME DISTRIBUTION

Automatski brojač broj - Automatic counter number 000042
 Lokalizet - Location / Stacionaža - Mileage [km+m] Kopilovo / 1+036,00
 Broj puta - Road number / Dionica - Section M 18 (MI-111) / Brod na Drini 3 - granica / border RS (Šćepan Polje)

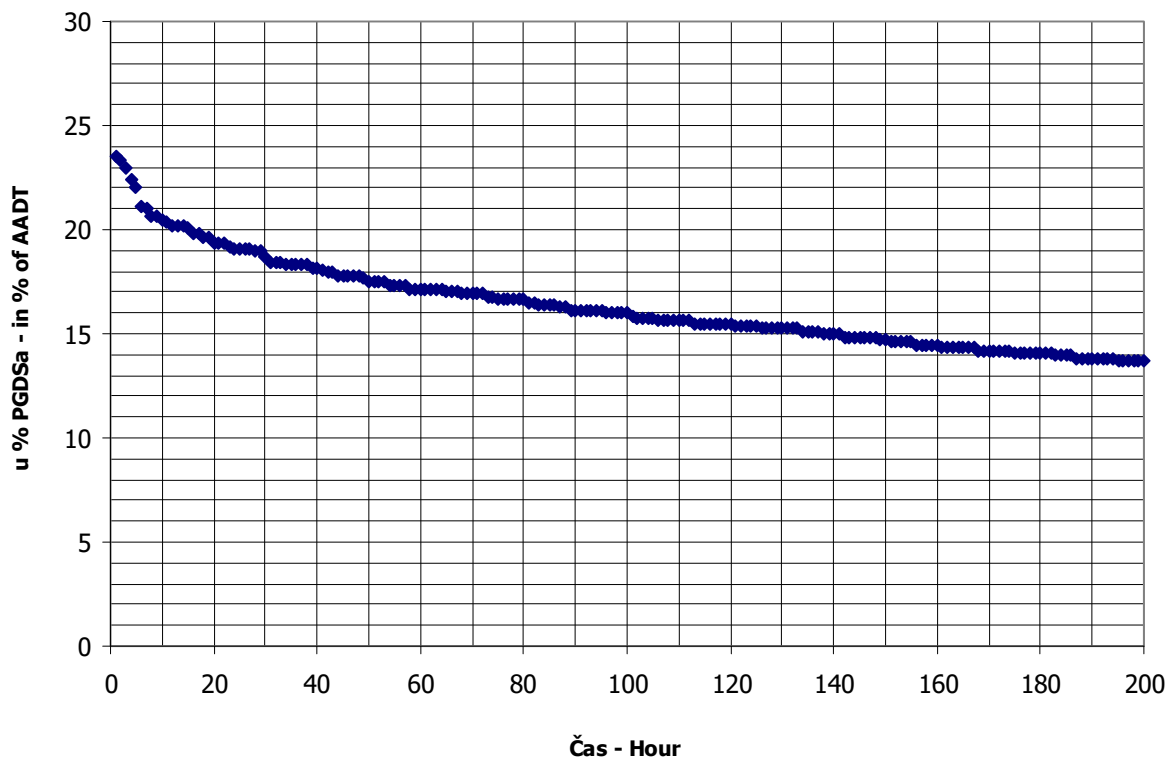
PGDS 781 voz/dan AADT 781 veh/day



SATNA DISTRIBUCIJA SAOBRAĆAJNOG TOKA TRAFFIC FLOW HOURLY DISTRIBUTION

Automatski brojač broj - Automatic counter number 000042
 Lokalizet - Location / Stacionaža - Mileage [km+m] Kopilovo / 1+036,00
 Broj puta - Road number / Dionica - Section M 18 (MI-111) / Brod na Drini 3 - granica / border RS (Šćepan Polje)

PGDS - AADT	781 voz/dan - veh/day							
Čas - Hour	Maksimalni vršni sat - Maximum peak hour	10	20	30	40	50	100	200
Sat u danu - Hour of day	17	14	16	12	13	10	17	12
Sat u godini - Hour in year	5082	5271	5105	5269	5438	5099	5610	5149
Dan - Day of week	subota - Saturday	nedelja - Sunday	nedelja - Sunday	nedelja - Sunday	nedelja - Sunday	nedelja - Sunday	nedelja - Sunday	utorak - Tuesday
Datum - Date	30	7	31	7	14	31	21	2
Mjesec - Month	juli - July	avgust - August	juli - July	avgust - August	avgust - August	juli - July	avgust - August	avgust - August
Vrijednost - Value	184	160	151	146	142	137	125	107
% - percent	23.56	20.49	19.33	18.69	18.18	17.54	16.01	13.70



BROJANJE VOZILA NA MREŽI PUTEVA U REPUBLICI SRPSKOJ – 2016. GODINA
VEHICLE COUNTING ON THE ROAD NETWORK OF THE REPUBLIC OF SRPSKA – YEAR 2016

MJESEČNI BROJ VOZILA
MONTHLY NUMBER OF VEHICLES

Automatski brojač broj - Automatic counter number
 Lokalitet - Location / Stacionaža - Mileage [km+m]
 Broj puta - Road number / Dionica - Section

000043
 Tjentište / 22+964,00
 M 20 (MI-109) / Vrba - Brod na Drini 2

	Mjesec - Month											
	Januar- January	Februar- February	Mart- March	April- April	Maj- May	Jun- June	Juli- July	August- August	Septembar- September	Oktober- October	Novembar- November	Decembar- December
1	270	268	418	901	663	696	1275	1896	1125	676	581	384
2	322	235	407	523	841	662	1292	1710	1305	708	612	450
3	334	291	407	409	774	740	1395	1694	1249	782	770	343
4	353	358	377	854	871	695	1089	1833	1171	653	774	357
5	406	473	316	715	609	768	1002	2046	1019	702	615	467
6	297	255	356	727	870	823	1104	2306	909	776	633	430
7	186	252	341	728	637	736	1186	2489	970	946	568	459
8	423	293	350	767	844	814	1419	2032	965	715	551	548
9	434	338	263	737	724	868	2027	2063	1103	804	527	454
10	542	330	265	698	713	1149	2085	2089	1008	676	580	308
11	407	288	376	611	749	936	1457	1896	1052	679	818	344
12	399	370	375	578	768	1255	1337	2002	955	671	538	355
13	459	239	341	543	957	890	1378	2405	924	621	628	331
14	400	236	481	624	702	886	1692	2753	815	783	594	357
15	495	317	413	705	644	992	1669	1870	904	631	500	352
16	411	356	435	663	547	722	2157	1806	1080	719	547	443
17	449	375	473	621	663	1182	2010	1753	975	679	613	219
18	492	354	616	630	609	1599	1628	1765	990	568	783	210
19	498	522	436	561	723	1209	1758	2111	837	634	685	383
20	446	517	504	574	881	969	1591	2303	898	659	556	291
21	343	375	505	608	660	815	1562	2380	874	784	656	364
22	612	417	485	788	654	775	1904	1600	774	655	491	532
23	397	387	566	613	755	950	2032	1569	1064	734	515	436
24	357	393	541	617	804	1231	2299	1524	979	677	559	281
25	356	191	726	666	736	1084	1746	1472	905	719	632	272
26	408	596	500	618	803	1238	1483	1762	845	678	396	339
27	234	408	554	584	1047	932	1435	1693	731	667	414	371
28	198	466	583	723	784	1068	1589	1817	705	825	467	397
29	263	474	577	1001	816	1032	2066	1434	764	761	430	453
30	208		646	907	687	1238	2691	1320	871	640	374	503
31	280		458		669		2757	1246		665		416
Ukupno- Total	11644	10334	14060	20266	23184	28983	52305	58862	28743	21836	17351	11821
Prosje- Average	376	356	454	676	748	966	1687	1899	958	704	578	381
Godišnji prosjek (PGDS) - Annual average (AADT)												818

BROJANJE VOZILA NA MREŽI PUTEVA U REPUBLICI SRPSKOJ – 2016. GODINA
VEHICLE COUNTING ON THE ROAD NETWORK OF THE REPUBLIC OF SRPSKA – YEAR 2016

STRUKTURA SAOBRAĆAJNOG TOKA
TRAFFIC FLOW COMPOSITION

Automatski brojač broj - Automatic counter number
 Lokalizet - Location / Stacionaža - Mileage [km+m]
 Broj puta - Road number / Dionica - Section

000043
 Tjentište / 22+964,00
 M 20 (MI-109) / Vrba - Brod na Drini 2

Mjesec- Month	Smjer- Direction	Dužina vozila - Vehicle length								Ukupno- Total
		< 5,5 m	(%)	5,5 - 12 m	(%)	12 - 16,5 m	(%)	< 16,5 m	(%)	
Januar - January	I	4966	87.1	691	12.1	40	0.7	3	0.1	5701
	II	5200	87.5	685	11.5	50	0.8	8	0.1	5944
	ukupno - total	10166	87.3	1377	11.8	91	0.8	11	0.1	11644
Februar - February	I	4509	88.0	572	11.2	38	0.7	2	0.0	5121
	II	4561	87.5	615	11.8	27	0.5	10	0.2	5213
	ukupno - total	9070	87.8	1187	11.5	66	0.6	12	0.1	10334
Mart - March	I	6226	88.2	764	10.8	66	0.9	5	0.1	7060
	II	6124	87.5	808	11.5	62	0.9	5	0.1	7000
	ukupno - total	12350	87.8	1572	11.2	128	0.9	10	0.1	14060
April - April	I	8894	90.5	832	8.5	101	1.0	4	0.0	9831
	II	9404	90.1	921	8.8	98	0.9	11	0.1	10434
	ukupno - total	18299	90.3	1753	8.7	199	1.0	15	0.1	20266
Maj - May	I	10297	88.7	1205	10.4	102	0.9	4	0.0	11608
	II	10169	87.8	1298	11.2	108	0.9	1	0.0	11576
	ukupno - total	20466	88.3	2503	10.8	210	0.9	5	0.0	23184
Juni - June	I	12301	89.4	1330	9.7	117	0.8	6	0.0	13755
	II	13619	89.4	1459	9.6	147	1.0	3	0.0	15228
	ukupno - total	25920	89.4	2789	9.6	264	0.9	9	0.0	28983
Juli - July	I	23160	94.8	1111	4.5	152	0.6	2	0.0	24425
	II	26617	95.5	1100	3.9	153	0.5	9	0.0	27880
	ukupno - total	49777	95.2	2211	4.2	305	0.6	11	0.0	52305
Avgust - August	I	29900	96.0	1045	3.4	179	0.6	10	0.0	31134
	II	26456	95.4	1077	3.9	181	0.7	13	0.0	27728
	ukupno - total	56356	95.7	2122	3.6	361	0.6	23	0.0	58862
Septembar - September	I	13853	91.3	1100	7.3	212	1.4	4	0.0	15169
	II	12213	90.0	1148	8.5	207	1.5	6	0.0	13573
	ukupno - total	26066	90.7	2248	7.8	418	1.5	10	0.0	28743
Oktobar - October	I	9853	89.5	998	9.1	149	1.4	4	0.0	11003
	II	9598	88.6	1089	10.1	139	1.3	6	0.1	10832
	ukupno - total	19450	89.1	2087	9.6	288	1.3	10	0.0	21836
Novembar - November	I	7909	88.4	929	10.4	99	1.1	5	0.1	8942
	II	7346	87.4	956	11.4	97	1.2	10	0.1	8410
	ukupno - total	15255	87.9	1885	10.9	196	1.1	15	0.1	17351
Decembar - December	I	5205	87.2	718	12.0	42	0.7	6	0.1	5971
	II	5027	85.9	788	13.5	34	0.6	1	0.0	5850
	ukupno - total	10232	86.6	1506	12.7	77	0.6	7	0.1	11821
Ukupno (godišnje) - Total (annual)	I	137073	91.6	11296	7.5	1297	0.9	55	0.0	149721
	II	136334	91.1	11946	8.0	1304	0.9	84	0.1	149667
	ukupno - total	273406	91.3	23241	7.8	2601	0.9	139	0.0	299388
Prosjeak (PGDS) - Average (AADT)	I	375	91.6	31	7.5	4	0.9	0	0.0	409
	II	372	91.1	33	8.0	4	0.9	0	0.1	409
	ukupno - total	747	91.3	64	7.8	7	0.9	0	0.0	818

BRONANJE VOZILA NA MREŽI PUTEVA U REPUBLICI SRPSKOJ – 2016. GODINA
VEHICLE COUNTING ON THE ROAD NETWORK OF THE REPUBLIC OF SRPSKA – YEAR 2016

SAOBRAĆAJNI POKAZATELJI

000043
 Tjentište / 22+964,00
 M 20 (MI-109) / Vrba - Brod na Drini 2

Automatski brojač broj
 Lokalizet / Stacionaža [km+m]
 Broj puta / Dionica

Mjesec	Snjier	minimalni čas			maksimalni čas			minimalni dan		maksimalni dan		dnevni prosjek (05-21 h)	noćni prosjek (21-05 h)	projek radnim danom	projek vikendom	ljerni prosjek
		datum/dan	čas	voz/h	datum/dan	čas	voz/h	datum/dan	voz/dan							
Januar	I	petak/1.	0	0	subota/9.	11	39	četvrtak/7.	88	petak/22.	312	169	196	169		
	II	petak/1.	1	0	petak/22.	14	49	četvrtak/7.	98	petak/22.	300	174	203	177		
	I+II	petak/1.	1	0	petak/22.	14	72	četvrtak/7.	186	petak/22.	612	343	400	345		
Februar	I	ponedjeljak/1.	3	0	subota/20.	8	37	četvrtak/25.	108	petak/26.	297	159	179	173		
	II	utorak/2.	0	0	nedjelja/28.	17	35	četvrtak/25.	83	petak/26.	299	161	20	184	170	
	I+II	utorak/2.	3	0	petak/5.	16	54	četvrtak/25.	191	petak/26.	596	320	363	344		
Mart	I	utorak/1.	1	0	petak/25.	16	38	četvrtak/10.	140	petak/25.	377	207	21	234	211	
	II	četvrtak/3.	2	0	petak/25.	13	31	srijeda/9.	123	petak/25.	349	202	25	231	212	
	I+II	petak/4.	3	0	petak/25.	16	65	srijeda/9.	263	petak/25.	726	409	45	466	423	
April	I	subota/2.	3	0	nedjelja/10.	12	67	nedjelja/3.	209	petak/29.	445	299	29	327	331	
	II	petak/1.	23	0	petak/29.	13	58	nedjelja/3.	200	petak/29.	556	311	37	348	348	
	I+II	subota/2.	3	0	petak/29.	13	93	nedjelja/3.	409	petak/29.	1001	610	66	675	679	
Maj	I	nedjelja/1.	0	0	petak/27.	9	67	ponedjeljak/16.	268	ponedjeljak/2.	525	342	33	378	369	
	II	subota/7.	0	0	petak/6.	11	50	ponedjeljak/16.	279	petak/27.	523	334	40	384	355	
	I+II	nedjelja/8.	2	0	petak/27.	9	101	ponedjeljak/16.	547	petak/27.	1047	676	73	762	724	
Juni	I	srijeda/1.	3	0	nedjelja/12.	12	91	četvrtak/16.	318	nedjelja/26.	706	412	47	429	540	
	II	nedjelja/5.	0	0	subota/18.	8	88	četvrtak/2.	332	subota/18.	900	450	57	488	559	
	I+II	četvrtak/2.	0	2	nedjelja/12.	12	134	četvrtak/2.	662	subota/18.	1599	862	103	917	1098	
Juli	I	ponedjeljak/4.	2	0	subota/30.	15	141	utorak/5.	450	subota/30.	1331	678	108	695	975	
	II	srijeda/6.	23	2	nedjelja/17.	17	133	utorak/5.	552	nedjelja/31.	1537	773	123	799	1099	
	I+II	četvrtak/7.	1	3	subota/30.	15	224	utorak/5.	1002	nedjelja/31.	2757	1450	231	1494	2075	
Avgust	I	srijeda/31.	1	0	subota/20.	14	140	srijeda/31.	631	nedjelja/14.	1571	848	152	916	1244	
	II	utorak/16.	2	1	srijeda/10.	18	134	utorak/30.	547	subota/6.	1281	764	127	845	1024	
	I+II	srijeda/31.	1	3	nedjelja/14.	13	228	srijeda/31.	1246	nedjelja/14.	2753	1613	279	1761	2268	
Septembar	I	utorak/6.	2	0	subota/3.	12	85	srijeda/28.	346	nedjelja/4.	651	462	44	482	572	
	II	četvrtak/8.	0	0	petak/9.	16	74	utorak/27.	342	petak/2.	666	400	53	447	470	
	I+II	četvrtak/22.	1	1	petak/9.	16	130	srijeda/28.	705	petak/2.	1305	862	97	929	1041	
Oktobar	I	subota/1.	1	0	subota/29.	9	56	utorak/18.	274	petak/7.	501	330	26	353	362	
	II	nedjelja/2.	1	0	utorak/25.	13	61	utorak/18.	294	petak/7.	445	314	36	354	343	
	I+II	nedjelja/2.	1	0	utorak/25.	13	88	utorak/18.	568	petak/7.	946	644	62	707	704	
Novembar	I	srijeda/2.	1	0	petak/11.	14	49	nedjelja/27.	178	petak/25.	412	277	27	304	287	
	II	utorak/1.	0	0	petak/18.	16	45	srijeda/30.	179	petak/11.	413	255	34	281	282	
	I+II	subota/5.	3	0	petak/11.	14	83	srijeda/30.	374	petak/11.	818	532	61	585	569	
Decembar	I	četvrtak/1.	2	0	četvrtak/8.	17	38	subota/24.	102	četvrtak/22.	295	177	16	210	151	
	II	četvrtak/1.	1	0	petak/16.	14	31	nedjelja/18.	88	petak/23.	268	172	18	204	155	
	I+II	nedjelja/4.	2	0	četvrtak/8.	17	54	nedjelja/18.	210	četvrtak/8.	548	349	34	414	306	
Godina	I	petak/1.1.	0	0	subota/30.7.	15	141	četvrtak/7.1..	810	nedjelja/14.8.	1571	363	45	392	449	
	II	petak/1.1.	1	0	srijeda/10.8.	18	134	četvrtak/25.2.	83	nedjelja/31.7.	1537	359	49	397	433	
	I+II	petak/1.1.	1	0	nedjelja/14.8.	13	228	četvrtak/7.1..	186	nedjelja/31.7.	2757	722	94	789	881	

BROJANJE VOZILA NA MREŽI PUTEVA U REPUBLICI SRPSKOJ – 2016. GODINA
VEHICLE COUNTING ON THE ROAD NETWORK OF THE REPUBLIC OF SRPSKA – YEAR 2016

TRAFFIC PARAMETERS

Automatic counter number
 Location / Mileage [km+m]
 Road number / Section

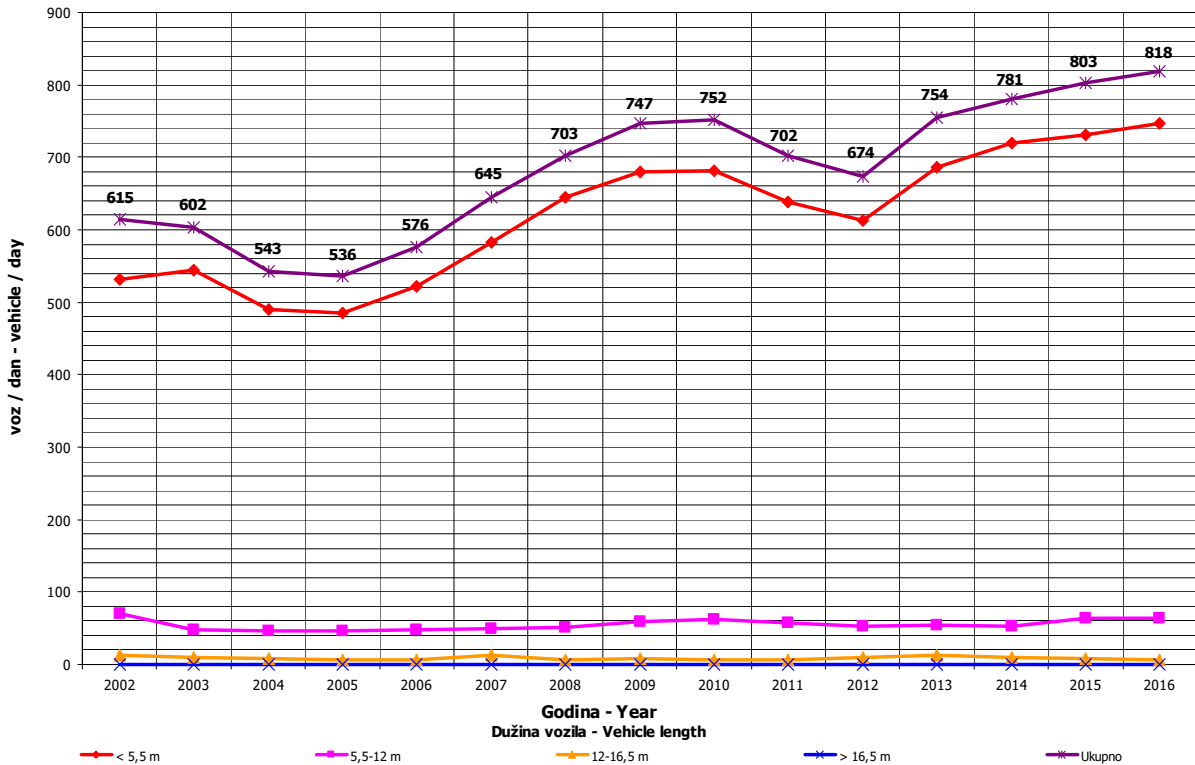
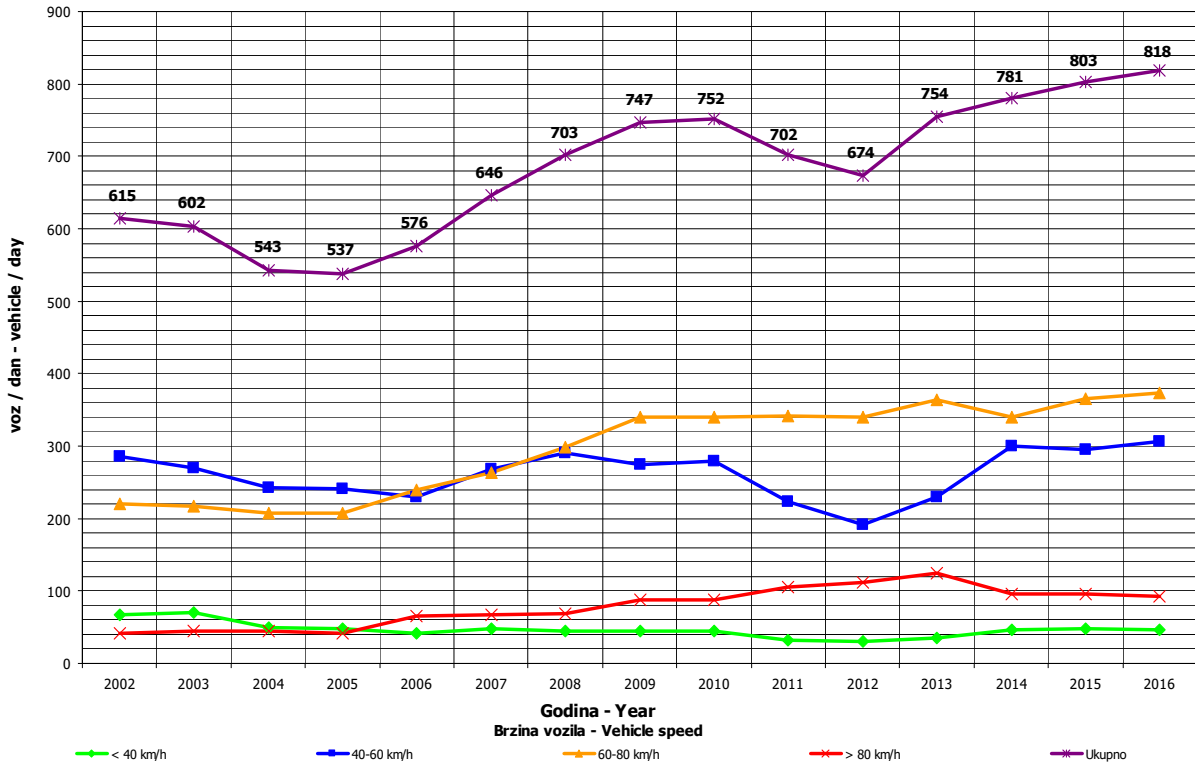
000043
 Tjentište / 22+964,00
 M 20 (MI-109) / Vrba - Brod na Drini 2

Month	Direction	minimum hour		maximum hour		minimum day		maximum day		day time average (5-21 h)	night average (21-05 h)	working day average	weekend average	summer average
		date/day	hour	veh/h	date/day	hour	veh/day	date/day	veh/day					
January	I	1/Friday	0	0	9/Saturday	11	39	7/Thursday	88	312	169	196	169	
	II	1/Friday	1	0	22/Friday	14	49	7/Thursday	98	300	174	203	177	
	I+II	1/Friday	1	0	22/Friday	14	72	7/Thursday	186	612	343	400	345	
February	I	1/Monday	3	0	20/Saturday	8	37	25/Thursday	108	297	159	179	173	
	II	2/Tuesday	0	0	28/Sunday	17	35	25/Thursday	83	299	161	20	184	170
	I+II	2/Tuesday	3	0	5/Friday	16	54	25/Thursday	191	596	320	363	344	
March	I	1/Tuesday	1	0	25/Friday	16	38	10/Thursday	140	377	207	21	234	211
	II	3/Thursday	2	0	25/Friday	13	31	9/Wednesday	123	349	202	25	231	212
	I+II	4/Friday	3	0	25/Friday	16	65	9/Wednesday	263	726	409	45	466	423
April	I	2/Saturday	3	0	10/Sunday	12	67	3/Sunday	209	445	299	29	327	331
	II	1/Friday	23	0	29/Friday	13	58	3/Sunday	200	556	311	37	348	348
	I+II	2/Saturday	3	0	29/Friday	13	93	3/Sunday	409	1001	610	66	675	679
May	I	1/Sunday	0	0	27/Friday	9	67	16/Monday	268	525	342	33	378	369
	II	7/Saturday	0	0	6/Friday	11	50	16/Monday	279	523	334	40	384	355
	I+II	8/Sunday	2	0	27/Friday	9	101	16/Monday	547	1047	676	73	762	724
June	I	1/Wednesday	3	0	12/Sunday	12	91	16/Thursday	318	706	412	47	429	540
	II	5/Sunday	0	0	18/Saturday	8	88	2/Thursday	332	900	450	57	488	559
	I+II	2/Thursday	0	2	12/Sunday	12	134	2/Thursday	662	1599	862	103	917	1098
July	I	4/Wednesday	2	0	30/Saturday	15	141	5/Tuesday	450	1331	678	108	695	975
	II	6/Wednesday	23	2	17/Sunday	17	133	5/Tuesday	552	1537	773	123	799	1099
	I+II	7/Thursday	1	3	30/Saturday	15	224	5/Tuesday	1002	2757	1450	231	1494	2075
August	I	31/Wednesday	1	0	20/Saturday	14	140	31/Wednesday	631	1571	848	152	916	1244
	II	16/Thursday	2	1	10/Wednesday	18	134	30/Tuesday	547	1281	764	127	845	1024
	I+II	31/Wednesday	1	3	14/Sunday	13	228	31/Wednesday	1246	2753	1613	279	1761	2268
September	I	6/Tuesday	2	0	3/Saturday	12	85	28/Wednesday	346	651	462	44	482	572
	II	8/Thursday	0	0	9/Friday	16	74	27/Tuesday	342	666	400	53	447	470
	I+II	22/Thursday	1	1	9/Friday	16	130	28/Wednesday	705	1305	862	97	929	1041
October	I	1/Saturday	1	0	29/Saturday	9	56	18/Tuesday	274	501	330	26	353	362
	II	2/Sunday	1	0	25/Tuesday	13	61	18/Tuesday	294	445	314	36	354	343
	I+II	2/Sunday	1	0	25/Tuesday	13	88	18/Tuesday	568	946	644	62	707	704
November	I	2/Wednesday	1	0	11/Friday	14	49	27/Sunday	178	412	277	27	304	287
	II	1/Tuesday	0	0	18/Friday	16	45	30/Wednesday	179	413	255	34	281	282
	I+II	5/Saturday	3	0	11/Friday	14	83	30/Wednesday	374	818	532	61	585	569
December	I	1/Thursday	2	0	8/Thursday	17	38	24/Saturday	102	295	177	16	210	151
	II	1/Thursday	1	0	16/Friday	14	31	18/Sunday	88	268	172	18	204	155
	I+II	4/Sunday	2	0	8/Thursday	17	54	18/Sunday	210	548	349	34	414	306
Year	I	January 1/Friday	0	0	July 30/Saturday	15	141	January 7/Thursday	88	1571	363	45	392	449
	II	January 1/Friday	1	0	August 10/Wednesday	18	134	February 25/Thursday	83	1537	359	49	397	433
	I+II	January 1/Friday	1	0	August 14/Sunday	13	228	January 7/Thursday	186	2757	722	94	789	881

GODIŠNJA NERAVNOMJERNOST SAOBRAĆAJNOG TOKA
TRAFFIC FLOW ANNUAL VARIATION

Automatski brojač broj - Automatic counter number
 Lokalitet - Location / Stacionaža - Mileage [km+m]
 Broj puta - Road number / Dionica - Section

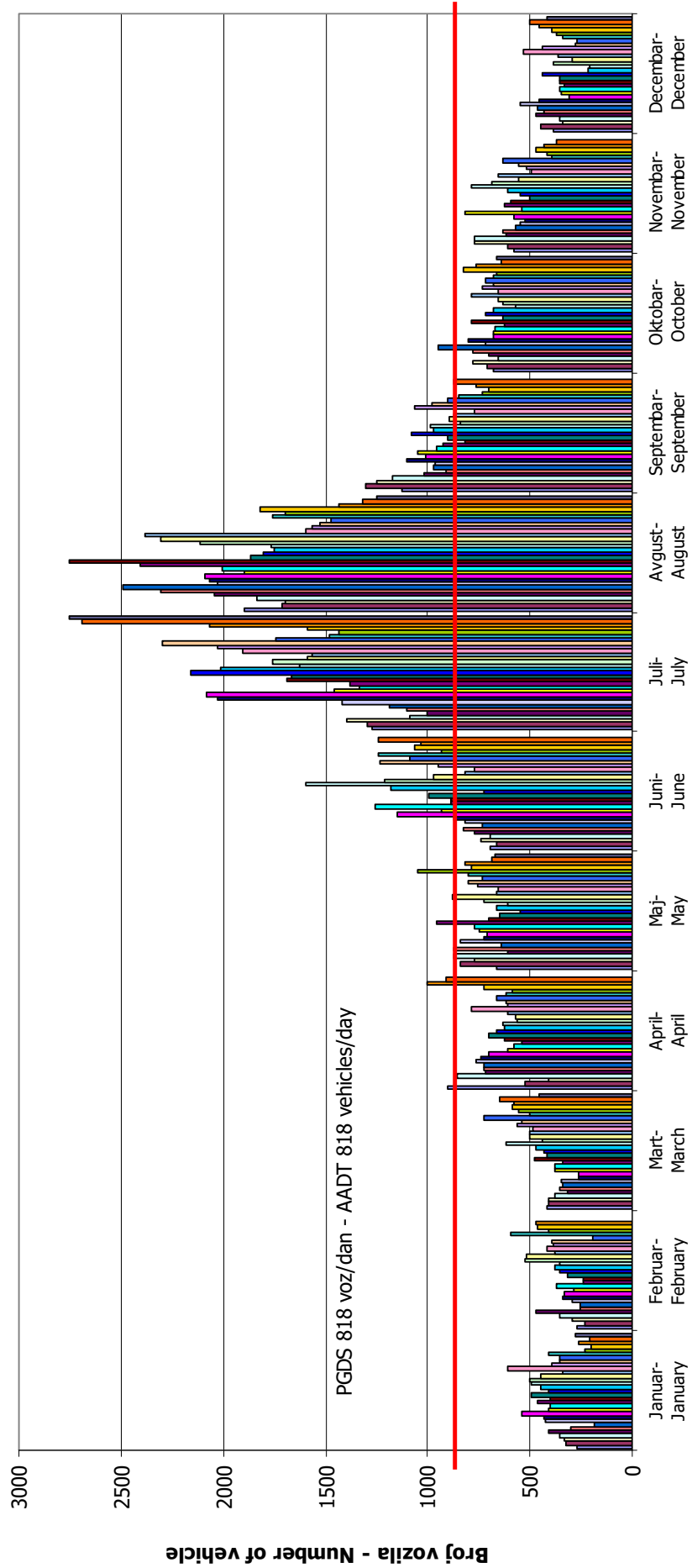
000043
 Tjentište / 22+964,00
 M 20 (MI-109) / Vrba - Brod na Drini 2



**DNEVNA NERAVNOMJERNOST SAOBRAĆAJNOG TOKA
 TRAFFIC FLOW DAILY VARIATION**

Automatski brojač broj - Automatic counter number
 Lokalityet - Location / Stacionaža - Mileage [km+tm]
 Broj puta - Road number/ Dionica - Section

000043
 Tjentište / 22+964,00
 M 20 (MI-109) / Vrba - Brod na Drini 2

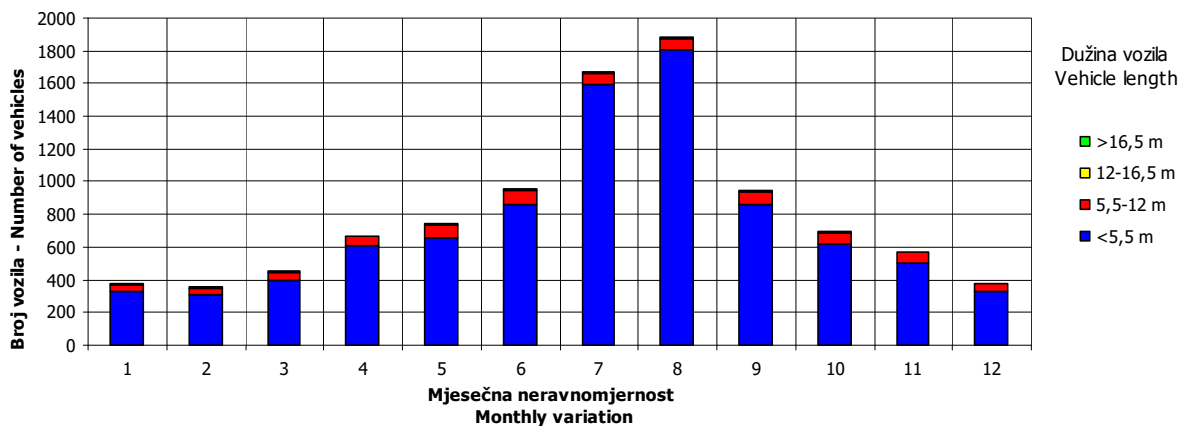
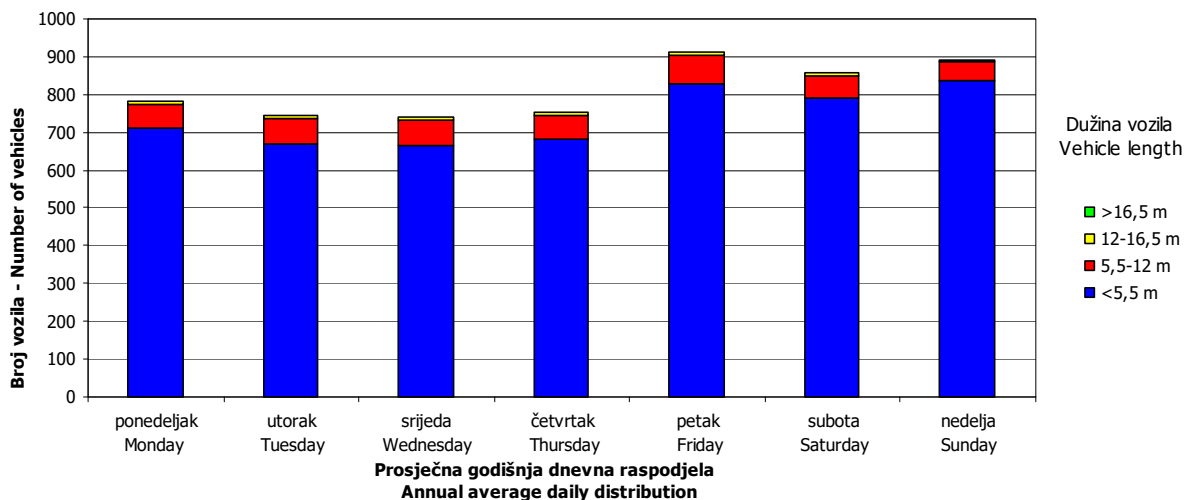
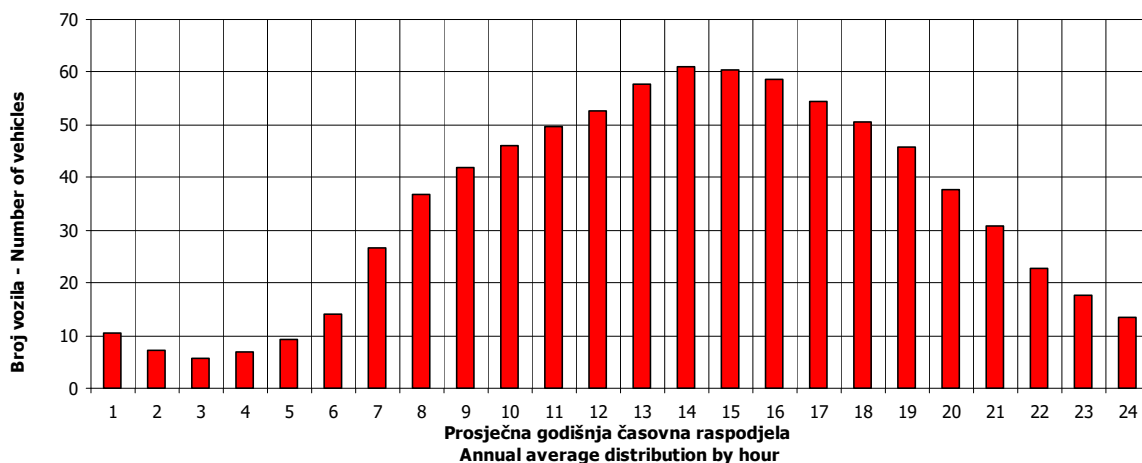


VREMENSKA RASPODJELA SAOBRAĆAJNOG TOKA TRAFFIC FLOW TIME DISTRIBUTION

Automatski brojač broj - Automatic counter number
 Lokalizet - Location / Stacionaža - Mileage [km+m]
 Broj puta - Road number / Dionica - Section

000043
 Tjentište / 22+964,00
 M 20 (MI-109) / Vrba - Brod na Drini 2

PGDS 818 voz/dan AADT 818 veh/day

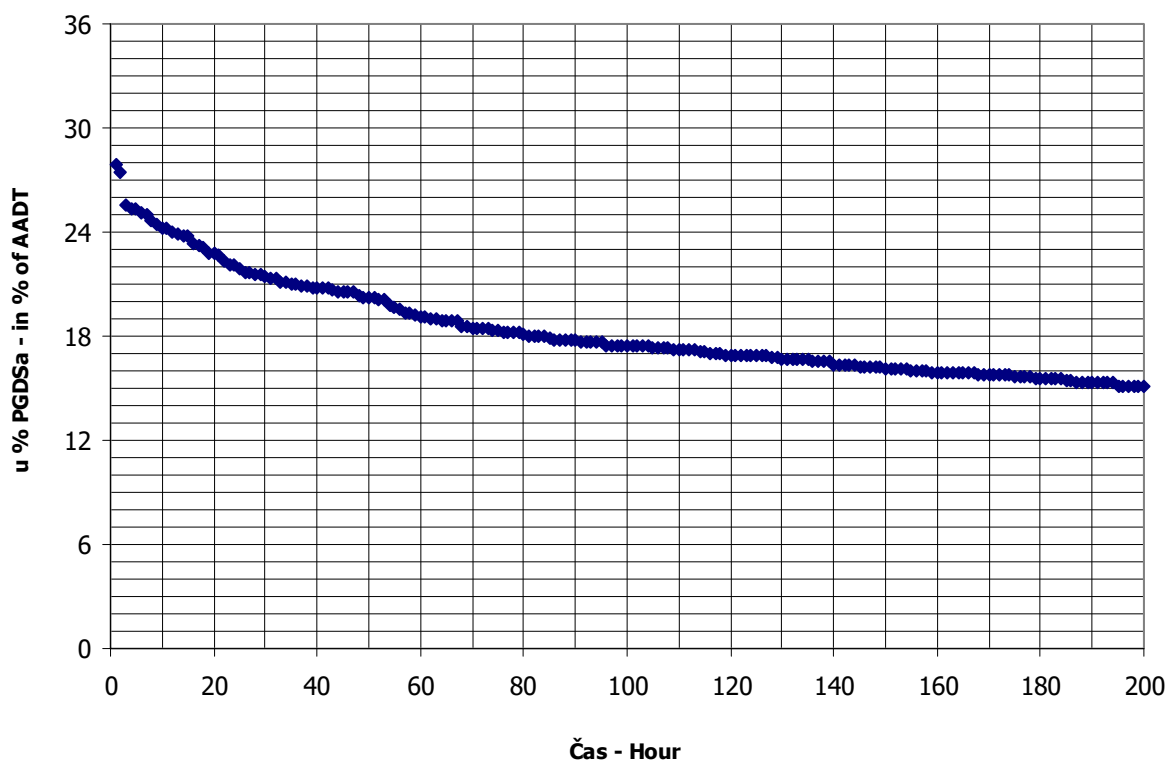


SATNA DISTRIBUCIJA SAOBRAĆAJNOG TOKA
TRAFFIC FLOW HOURLY DISTRIBUTION

Automatski brojač broj - Automatic counter number
 Lokalitet - Location / Stacionaža - Mileage [km+m]
 Broj puta - Road number / Dionica - Section

000043
 Tjentište / 22+964,00
 M 20 (MI-109) / Vrba - Brod na Drini 2

PGDS - AADT	818 voz/dan - veh/day							
Čas - Hour	Maksimalni vršni sat - Maximum peak hour	10	20	30	40	50	100	200
Sat u danu - Hour of day	13	16	13	13	15	19	14	19
Sat u godini - Hour in year	5438	5273	5582	5246	5104	5612	5391	5276
Dan - Day of week	nedjelja - Sunday	nedjelja - Sunday	subota - Saturday	subota - Saturday	nedjelja - Sunday	nedjelja - Sunday	petak - Friday	nedjelja - Sunday
Datum - Date	14	7	20	6	31	21	12	7
Mjesec - Month	avgust - August	avgust - August	avgust - August	avgust - August	juli - July	avgust - August	avgust - August	avgust - August
Vrijednost - Value	228	198	186	175	170	165	143	124
% - percent	27.88	24.22	22.75	21.40	20.79	20.18	17.49	15.17



BROJANJE VOZILA NA MREŽI PUTEVA U REPUBLICI SRPSKOJ – 2016. GODINA
VEHICLE COUNTING ON THE ROAD NETWORK OF THE REPUBLIC OF SRPSKA – YEAR 2016

MJESEČNI BROJ VOZILA
MONTHLY NUMBER OF VEHICLES

Automatski brojač broj - Automatic counter number
 Lokalitet - Location / Stacionaža - Mileage [km+m]
 Broj puta - Road number / Dionica - Section

000044
 Rudo Polje / 34+434,00
 M 6.1 (MI-116) / Klanci - Gacko 2

	Mjesec - Month											
	Januar- January	Februar- February	Mart- March	April- April	Maj- May	Jun- June	Juli- July	August- August	Septembar- September	Oktober- October	Novembar- November	Decembar- December
1	1025	701	983	1168	1301	1580	1528	3504	1490	1547	1364	928
2	1111	799	1004	1101	1286	1343	1451	1585	1748	1454	1255	1149
3	850	798	988	1142	1384	1451	1418	1572	1498	1440	1256	1022
4	1145	951	996	1233	1553	1308	1354	1525	1369	1350	1642	1029
5	1146	1067	1129	1159	1465	1274	1371	1755	1518	1323	1667	1076
6	1004	683	954	1222	1342	1449	1410	1963	1511	1451	1362	1184
7	812	561	1075	1278	1282	1514	1369	1668	1498	1681	1299	1122
8	1106	746	1091	1357	1186	1322	1610	1586	1358	1465	1079	1178
9	855	858	722	1264	1316	1446	1646	1553	1574	1433	927	1398
10	792	857	862	1103	1306	1589	1533	1533	1430	1532	1192	1164
11	889	828	914	1044	1244	1417	1589	1595	1335	1438	1406	1065
12	1045	814	991	1019	1358	1398	1503	1715	1421	1522	1293	1195
13	1075	733	945	982	1437	1423	1655	1615	1471	1455	1212	1112
14	1029	732	1046	1103	1026	1446	1559	2196	1494	1576	1296	1053
15	1142	860	1028	1333	957	1499	1666	1657	1518	1167	1373	1270
16	951	820	1042	1298	1194	1613	1549	1505	1752	1249	1411	1371
17	904	787	1080	1258	1117	1609	1433	1447	1536	1468	1346	1170
18	1016	892	1226	1195	1346	1518	1608	1558	1405	1492	1400	1014
19	1234	1018	1114	1193	1266	1289	1586	1639	1377	1395	1504	946
20	1348	908	955	1217	1474	1286	1433	1580	1631	1396	1493	738
21	931	839	1052	1277	1442	1276	1449	1445	1534	1510	1056	788
22	1167	885	1117	1391	1244	1220	1754	1554	1639	1465	1140	1489
23	1046	929	1082	1276	1367	1368	1562	1558	1865	1322	1021	1497
24	835	964	1162	1147	1430	1454	1568	1504	1372	1311	1015	1003
25	1264	505	1352	1300	1418	1330	1466	1557	1209	1423	1173	615
26	1463	1165	1145	1429	1474	1285	1544	1687	1341	1554	1064	602
27	705	1099	1030	1256	1571	1324	1525	1416	1484	1348	932	901
28	719	1004	1168	1335	1306	1320	1552	1628	1409	1573	936	883
29	918	1072	1146	1560	1296	1368	1746	1600	1441	1485	964	1015
30	798		1148	1311	1228	1369	1792	1478	1656	1389	720	1051
31	639		1005		1305		1665	1592		1337		1178
Ukupno- Total	30965	24874	32548	36948	40914	42080	47885	51765	44876	44538	36792	33197
Prosje- Average	999	858	1050	1232	1320	1403	1545	1670	1496	1437	1226	1071
Godišnji prosjek (PGDS) - Annual average (AADT)												1277

BROJANJE VOZILA NA MREŽI PUTEVA U REPUBLICI SRPSKOJ – 2016. GODINA
VEHICLE COUNTING ON THE ROAD NETWORK OF THE REPUBLIC OF SRPSKA – YEAR 2016

STRUKTURA SAOBRAĆAJNOG TOKA
TRAFFIC FLOW COMPOSITION

Automatski brojač broj - Automatic counter number
 Lokalizet - Location / Stacionaža - Mileage [km+m]
 Broj puta - Road number / Dionica - Section

000044
 Rudo Polje / 34+434,00
 M 6.1 (MI-116) / Klanci - Gacko 2

Mjesec - Month	Smjer - Direction	Dužina vozila - Vehicle length								Ukupno - Total
		< 5,5 m	(%)	5,5 - 12 m	(%)	12 - 16,5 m	(%)	< 16,5 m	(%)	
Januar - January	I	14778	95.1	717	4.6	39	0.3	1	0.0	15535
	II	14595	94.6	790	5.1	44	0.3	1	0.0	15430
	ukupno - total	29373	94.9	1507	4.9	83	0.3	2	0.0	30965
Februar - February	I	11642	93.3	769	6.2	61	0.5	3	0.0	12475
	II	11517	92.9	804	6.5	79	0.6	0	0.0	12400
	ukupno - total	23158	93.1	1573	6.3	140	0.6	3	0.0	24874
Mart - March	I	15318	94.0	886	5.4	90	0.6	3	0.0	16297
	II	15168	93.3	963	5.9	118	0.7	2	0.0	16251
	ukupno - total	30486	93.7	1849	5.7	208	0.6	5	0.0	32548
April - April	I	17462	94.3	922	5.0	121	0.7	4	0.0	18509
	II	17281	93.7	1015	5.5	142	0.8	1	0.0	18439
	ukupno - total	34743	94.0	1937	5.2	263	0.7	5	0.0	36948
Maj - May	I	19436	94.8	929	4.5	128	0.6	2	0.0	20495
	II	19226	94.2	1028	5.0	162	0.8	3	0.0	20419
	ukupno - total	38662	94.5	1957	4.8	290	0.7	5	0.0	40914
Juni - June	I	19989	95.1	934	4.4	97	0.5	0	0.0	21020
	II	19837	94.2	1075	5.1	147	0.7	1	0.0	21060
	ukupno - total	39826	94.6	2009	4.8	244	0.6	1	0.0	42080
Juli - July	I	22910	95.2	980	4.1	167	0.7	4	0.0	24061
	II	22514	94.5	1093	4.6	212	0.9	4	0.0	23823
	ukupno - total	45424	94.9	2073	4.3	379	0.8	8	0.0	47885
Avgust - August	I	24758	95.2	1087	4.2	145	0.6	3	0.0	25993
	II	24347	94.5	1233	4.8	188	0.7	3	0.0	25771
	ukupno - total	49106	94.9	2320	4.5	333	0.6	6	0.0	51765
Septembar - September	I	21086	94.2	1167	5.2	140	0.6	3	0.0	22396
	II	20928	93.1	1383	6.2	169	0.8	0	0.0	22480
	ukupno - total	42014	93.6	2550	5.7	309	0.7	3	0.0	44876
Oktobar - October	I	20960	93.9	1235	5.5	125	0.6	7	0.0	22327
	II	20634	92.9	1430	6.4	143	0.6	4	0.0	22211
	ukupno - total	41594	93.4	2665	6.0	268	0.6	11	0.0	44538
Novembar - November	I	17383	94.3	928	5.0	112	0.6	5	0.0	18428
	II	17110	93.2	1106	6.0	146	0.8	2	0.0	18364
	ukupno - total	34493	93.8	2034	5.5	258	0.7	7	0.0	36792
Decembar - December	I	15761	93.9	957	5.7	62	0.4	6	0.0	16786
	II	15270	93.0	1053	6.4	86	0.5	2	0.0	16411
	ukupno - total	31031	93.5	2010	6.1	148	0.4	8	0.0	33197
Ukupno (godišnje) - Total (annual)	I	221483	94.5	11512	4.9	1287	0.5	41	0.0	234323
	II	218427	93.7	12974	5.6	1636	0.7	23	0.0	233059
	ukupno - total	439910	94.1	24485	5.2	2923	0.6	64	0.0	467382
Prosjek (PGDS) - Average (AADT)	I	605	94.5	31	4.9	4	0.5	0	0.0	640
	II	597	93.7	35	5.6	4	0.7	0	0.0	637
	ukupno - total	1202	94.1	67	5.2	8	0.6	0	0.0	1277

BRONANJE VOZILA NA MREŽI PUTEVA U REPUBLICI SRPSKOJ – 2016. GODINA
VEHICLE COUNTING ON THE ROAD NETWORK OF THE REPUBLIC OF SRPSKA – YEAR 2016

SAOBRAĆAJNI POKAZATELJI

Automatski brojač broj
 Lokalitet / Stacionaža [km+m]
 Broj puta / Dionica

000044

Rudo Polje / 34+434,00

M 6.1 (MI-116) / Klanci - Gacko 2

Mjesec	Snjir	minimalni čas		maksimalni čas		minimalni dan		maksimalni dan		dnevni prosjek (05-21 h)	noćni prosjek (21-05 h)	prosjek radnim danom	prosjek vikendom	ljerni prosjek	
		datum/dan	čas	voz/h	datum/dan	čas	voz/h	datum/dan	voz/dan						
Januar	I	nedjelja/3.	0	0	utorak/26.	16	120	nedjelja/31.	324	728	433	538	450		
	II	ponedjeljak/4.	4	0	utorak/26.	14	139	nedjelja/31.	315	735	424	537	444		
	I+II	ponedjeljak/4.	4	0	utorak/26.	14	198	nedjelja/31.	639	1463	857	1075	894		
Februar	I	ponedjeljak/1.	3	0	ponedjeljak/29.	6	93	četvrtak/25.	259	574	376	437	413		
	II	ponedjeljak/1.	2	0	petak/26.	15	73	četvrtak/25.	246	591	369	436	407		
	I+II	utorak/2.	2	0	ponedjeljak/29.	6	113	četvrtak/25.	505	1165	745	872	820		
Mart	I	srjeda/2.	1	0	ponedjeljak/21.	6	82	srjeda/9.	373	661	459	528	521		
	II	utorak/1.	4	0	petak/25.	15	85	srjeda/9.	349	691	450	528	512		
	I+II	srjeda/2.	1	0	ponedjeljak/7.	14	115	srjeda/9.	722	1352	910	1056	1033		
April	I	nedjelja/3.	4	0	utorak/5.	6	94	srjeda/13.	490	771	531	613	625		
	II	subota/2.	2	0	petak/8.	15	97	srjeda/13.	492	789	523	612	621		
	I+II	ponedjeljak/11.	4	0	utorak/26.	14	131	srjeda/13.	982	1560	1054	1225	1246		
Maj	I	ponedjeljak/2.	4	0	ponedjeljak/23.	6	86	nedjelja/15.	490	764	561	679	629		
	II	ponedjeljak/2.	2	0	srjeda/4.	14	125	nedjelja/15.	467	807	555	685	612		
	I+II	ponedjeljak/2.	4	0	srjeda/4.	14	177	nedjelja/15.	957	1571	1116	1364	1240		
Juni	I	srjeda/1.	2	0	srjeda/1.	14	131	srjeda/22.	609	801	577	708	680	701	
	II	srjeda/1.	2	0	srjeda/1.	13	128	srjeda/22.	611	826	589	713	672	702	
	I+II	srjeda/1.	2	0	srjeda/1.	14	187	srjeda/22.	1220	1613	1165	237	1421	1352	1403
Juli	I	srjeda/6.	1	0	ponedjeljak/11.	6	90	ponedjeljak/4.	676	887	632	773	784	776	
	II	utorak/19.	2	0	srjeda/13.	14	123	utorak/5.	676	914	636	764	778	769	
	I+II	srjeda/27.	4	0	srjeda/13.	14	180	ponedjeljak/4.	1354	1792	1269	276	1537	1562	1545
Avgust	I	utorak/16.	2	0	ponedjeljak/1.	18	174	subota/27.	702	1780	694	839	838	839	
	II	četvrtak/4.	3	0	ponedjeljak/1.	11	205	srjeda/17.	713	1724	698	825	851	831	
	I+II	petak/5.	3	1	ponedjeljak/1.	11	314	subota/27.	1416	3504	1392	278	1663	1689	1670
Septembar	I	nedjelja/4.	4	0	nedjelja/18.	14	94	nedjelja/25.	609	919	643	764	699	747	
	II	ponedjeljak/5.	3	0	petak/16.	15	104	nedjelja/25.	600	946	642	769	695	750	
	I+II	petak/9.	3	0	petak/23.	14	150	nedjelja/25.	1209	1865	1284	212	1533	1394	1496
Oktobar	I	četvrtak/6.	3	0	petak/7.	6	98	subota/15.	570	824	622	727	706		
	II	nedjelja/2.	4	0	petak/7.	15	93	subota/15.	597	857	616	729	692		
	I+II	nedjelja/16.	4	0	ponedjeljak/10.	14	147	subota/15.	1167	1681	1238	199	1456	1398	
Novembar	I	srjeda/2.	4	0	subota/5.	13	101	srjeda/30.	363	832	540	599	649		
	II	četvrtak/3.	5	0	subota/5.	12	112	srjeda/30.	370	843	534	601	638		
	I+II	utorak/8.	3	0	srjeda/16.	13	198	srjeda/30.	720	1667	1074	162	1201	1287	
Decembar	I	četvrtak/1.	2	0	petak/9.	6	84	ponedjeljak/26.	305	863	474	548	527		
	II	četvrtak/1.	2	0	četvrtak/22.	17	95	nedjelja/25.	279	814	461	541	502		
	I+II	četvrtak/1.	2	0	četvrtak/22.	17	148	ponedjeljak/26.	602	1497	935	1088	1029		
Godina	I	nedjelja/3.1.	0	0	ponedjeljak/1.8.	18	174	četvrtak/25.2.	259	1780	945	95	646	627	766
	II	ponedjeljak/4.1.	4	0	ponedjeljak/1.8.	11	205	četvrtak/25.2.	246	1724	541	645	619	763	
	I+II	ponedjeljak/4.1.	4	0	ponedjeljak/1.8.	11	314	četvrtak/25.2.	505	3504	1087	1291	1245	1529	

BROJANJE VOZILA NA MREŽI PUTEVA U REPUBLICI SRPSKOJ – 2016. GODINA
VEHICLE COUNTING ON THE ROAD NETWORK OF THE REPUBLIC OF SRPSKA – YEAR 2016

TRAFFIC PARAMETERS

Automatic counter number
 Location / Mileage [km+m]
 Road number / Section

000044

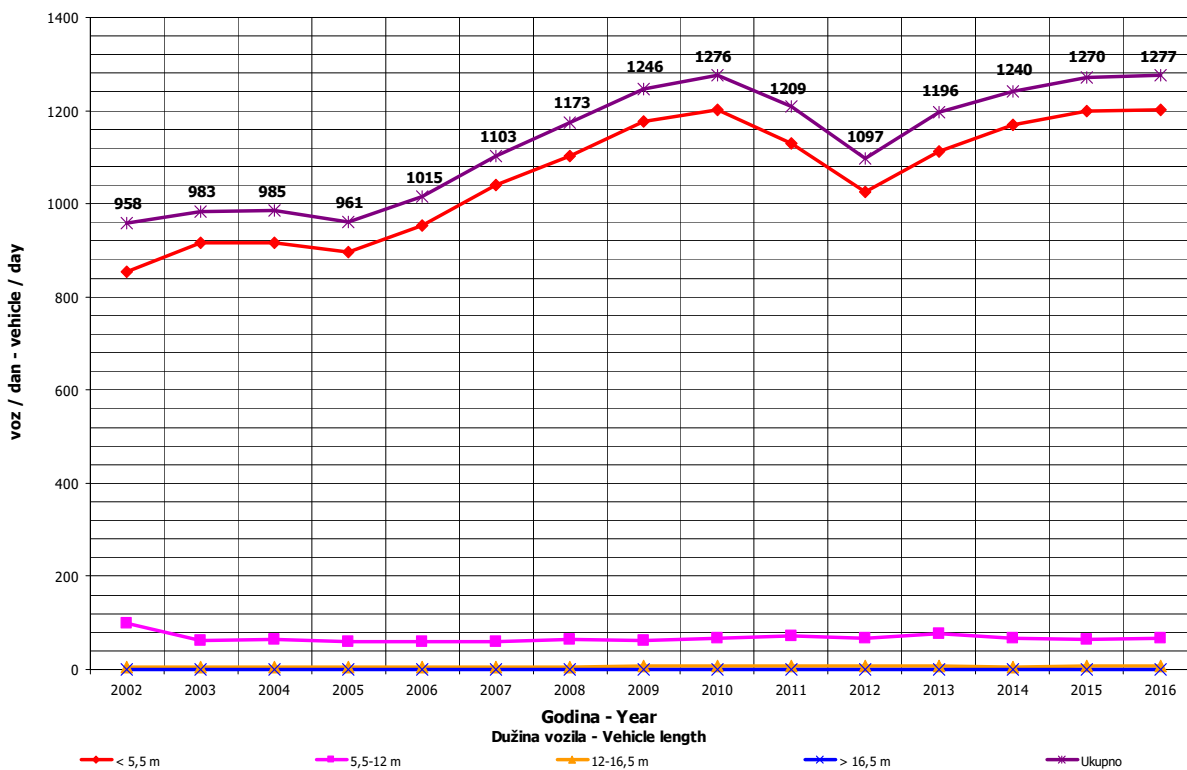
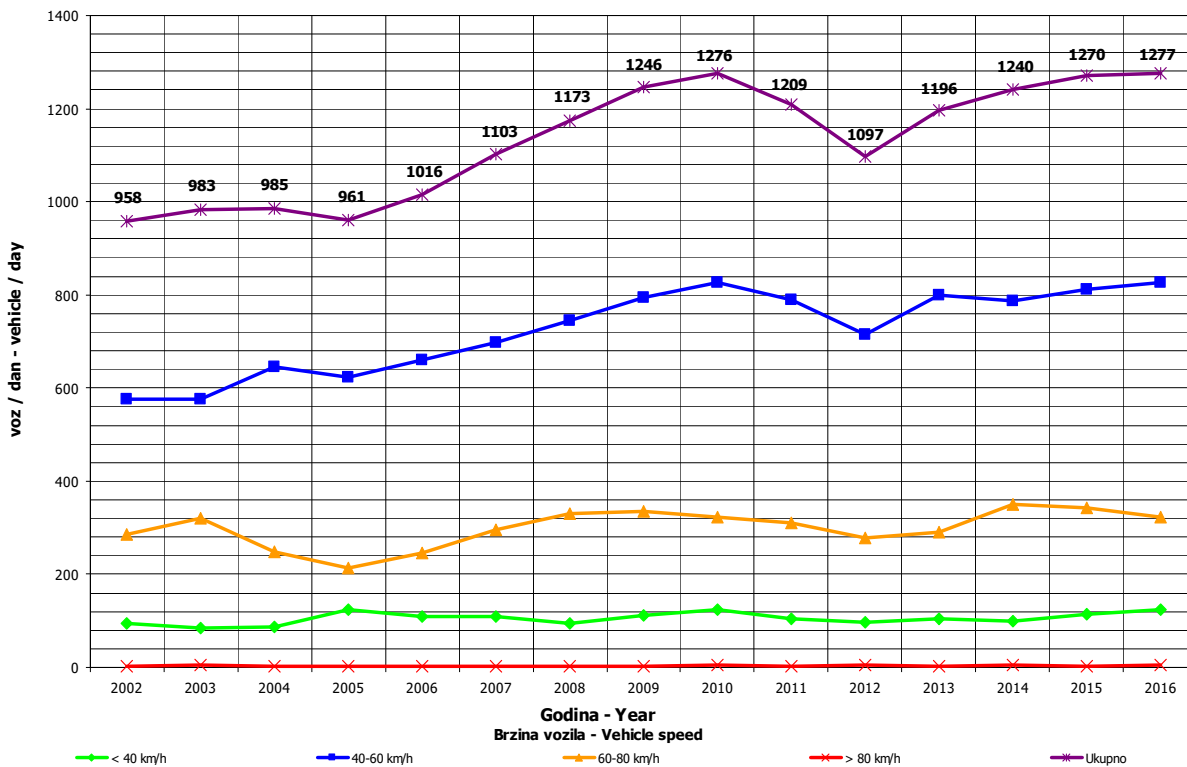
Rudo Polje / 34+434,00
 M 6.1 (MI-1.16) / Klanci - Gacko 2

Month	Direction	minimum hour		maximum hour		veh/h	minimum day		maximum day		veh/day	day time average (5-21 h)	night average (21-05 h)	working day average	weekend average	summer average	
		date/day	hour	date/day	hour		date/day	veh/day									
January	I	3/Sunday	0	26/Tuesday	16	120	31/Sunday	324	26/Tuesday	728	433	68	538	450			
	II	4/Monday	4	26/Tuesday	14	139	31/Sunday	315	26/Tuesday	735	424	74	537	444			
	I+II	4/Monday	4	26/Tuesday	14	198	31/Sunday	639	26/Tuesday	1463	857	142	1075	894			
February	I	1/Monday	3	29/Monday	6	93	25/Thursday	259	26/Friday	574	376	54	437	413			
	II	1/Monday	2	26/Friday	15	73	25/Thursday	246	26/Friday	591	369	58	436	407			
	I+II	2/Tuesday	2	29/Monday	6	113	25/Thursday	505	26/Friday	1165	745	112	872	820			
March	I	2/Wednesday	1	21/Monday	6	82	9/Wednesday	373	25/Friday	661	459	66	528	521			
	II	1/Tuesday	4	25/Friday	15	85	9/Wednesday	349	25/Friday	691	450	74	528	512			
	I+II	2/Wednesday	1	7/Monday	14	115	9/Wednesday	722	25/Friday	1352	910	140	1056	1033			
April	I	3/Sunday	4	5/Tuesday	6	94	13/Wednesday	490	29/Friday	771	531	86	613	625			
	II	2/Saturday	2	8/Friday	15	97	13/Wednesday	492	29/Friday	789	523	92	612	621			
	I+II	11/Monday	4	26/Tuesday	14	131	13/Wednesday	982	29/Friday	1560	1054	178	1225	1246			
May	I	2/Monday	4	23/Monday	6	86	15/Sunday	490	27/Friday	764	561	100	679	629			
	II	2/Monday	2	4/Wednesday	14	125	15/Sunday	467	27/Friday	807	555	104	685	612			
	I+II	2/Monday	4	4/Wednesday	14	177	15/Sunday	957	27/Friday	1571	1116	204	1364	1240			
June	I	1/Wednesday	2	1/Wednesday	14	131	22/Wednesday	609	1/Wednesday	801	577	124	708	680	701		
	II	1/Wednesday	2	1/Wednesday	13	128	22/Wednesday	611	16/Thursday	826	589	114	713	672	702		
	I+II	1/Wednesday	2	1/Wednesday	14	187	22/Wednesday	1220	16/Thursday	1613	1165	237	1421	1352	1403		
July	I	6/Wednesday	1	11/Monday	6	90	4/Monday	676	22/Friday	887	632	144	773	784			
	II	19/Tuesday	2	13/Wednesday	14	123	5/Tuesday	676	30/Saturday	914	636	132	764	778	769		
	I+II	27/Wednesday	4	13/Wednesday	14	180	4/Monday	1354	30/Saturday	1792	1269	276	1537	1562	1545		
August	I	16/Tuesday	2	1/Monday	18	174	27/Saturday	702	1/Monday	1780	694	144	839	838	839		
	II	4/Thursday	3	1/Monday	11	205	17/Wednesday	713	1/Monday	1724	698	133	825	851	831		
	I+II	5/Friday	3	1/Monday	11	314	27/Saturday	1416	1/Monday	3504	1392	278	1663	1689	1670		
September	I	4/Sunday	4	18/Sunday	14	94	25/Sunday	609	23/Friday	919	643	104	764	699	747		
	II	5/Monday	3	16/Friday	15	104	25/Sunday	600	23/Friday	946	642	108	769	695	750		
	I+II	9/Friday	3	23/Friday	14	150	25/Sunday	1209	23/Friday	1865	1284	212	1533	1394	1496		
October	I	6/Thursday	3	7/Friday	6	98	15/Saturday	570	7/Friday	824	622	99	727	706			
	II	2/Sunday	4	7/Friday	15	93	15/Saturday	597	7/Friday	857	616	101	729	692			
	I+II	16/Sunday	4	10/Monday	14	147	15/Saturday	1167	7/Friday	1681	1238	199	1456	1398			
November	I	2/Wednesday	4	5/Saturday	13	101	30/Wednesday	363	5/Saturday	832	540	85	599	649			
	II	3/Thursday	5	5/Saturday	12	112	30/Wednesday	357	4/Friday	843	534	78	601	638			
	I+II	8/Thursday	3	16/Wednesday	13	198	30/Wednesday	720	5/Saturday	1667	1074	162	1201	1287			
December	I	1/Thursday	2	9/Friday	6	84	26/Monday	305	23/Friday	863	474	67	548	527			
	II	1/Thursday	2	22/Thursday	17	95	25/Sunday	279	22/Thursday	814	461	68	541	502			
	I+II	1/Thursday	2	22/Thursday	17	148	26/Monday	602	23/Friday	1497	935	136	1088	1029			
Year	I	January 3/Sunday	0	August 1/Monday	18	174	February 25/Thursday	259	August 1/Monday	1780	945	95	646	627	766		
	II	January 4/Monday	4	August 1/Monday	11	205	February 25/Thursday	246	August 1/Monday	1724	541	95	645	619	763		
	I+II	January 4/Monday	4	August 1/Monday	11	314	February 25/Thursday	505	August 1/Monday	3504	1087	190	1291	1245	1529		

GODIŠNJA NERAVNOMJERNOST SAOBRAĆAJNOG TOKA TRAFFIC FLOW ANNUAL VARIATION

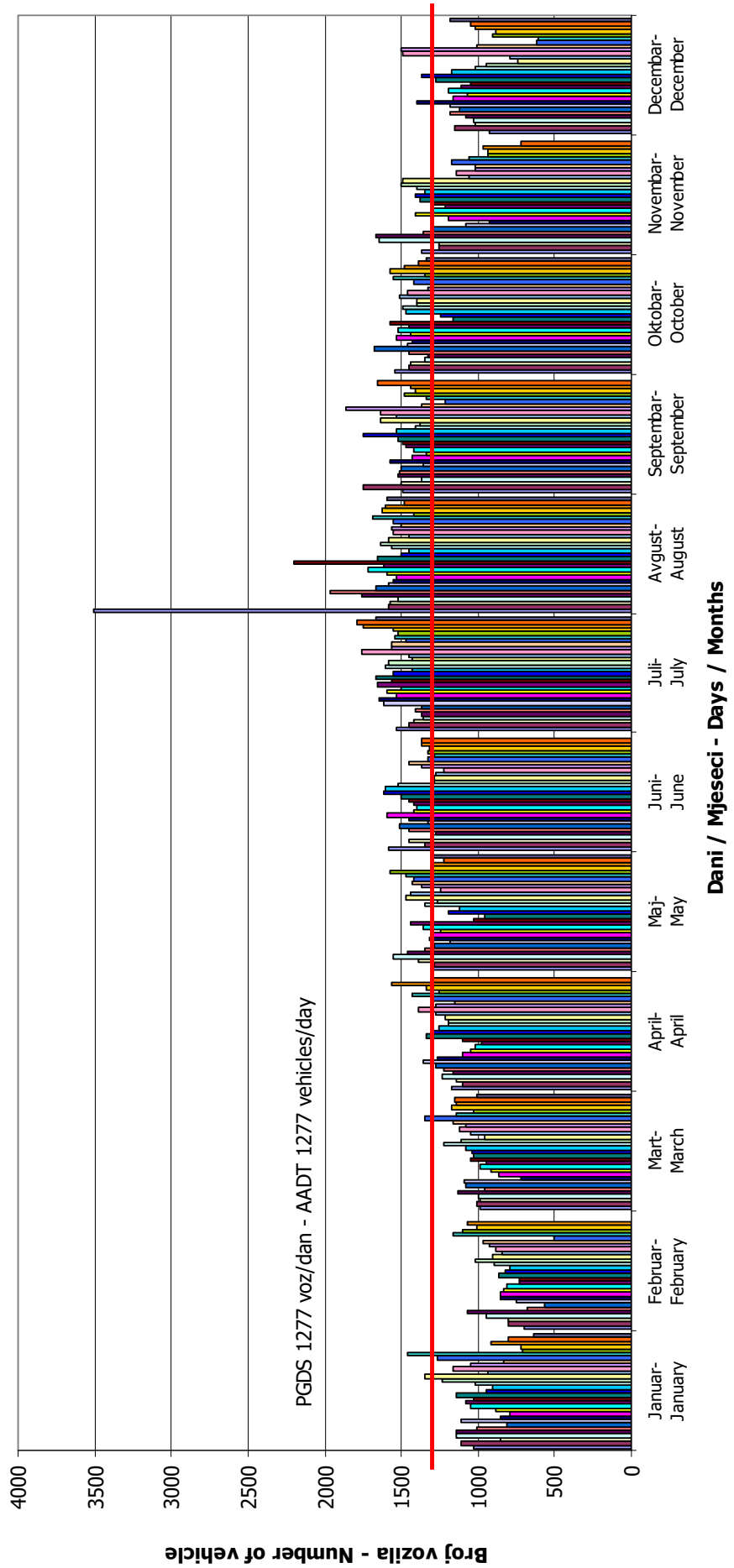
Automatski brojač broj - Automatic counter number
 Lokalizet - Location / Stacionaža - Mileage [km+m]
 Broj puta - Road number / Dionica - Section

000044
 Rudo Polje / 34+434,00
 M 6.1 (MI-116) / Klanci - Gacko 2



**DNEVNA NERAVNOMJERNOST SAOBRAĆAJNOG TOKA
 TRAFFIC FLOW DAILY VARIATION**

Automatski brojač broj - Automatic counter number 000044
 Lokalizet - Location / Stacionaža - Mileage [km+tm] Rudo Polje / 34+434,00
 Broj puta - Road number/ Dionica - Section M 6.1 (M1-116) / Klanci - Gacko 2

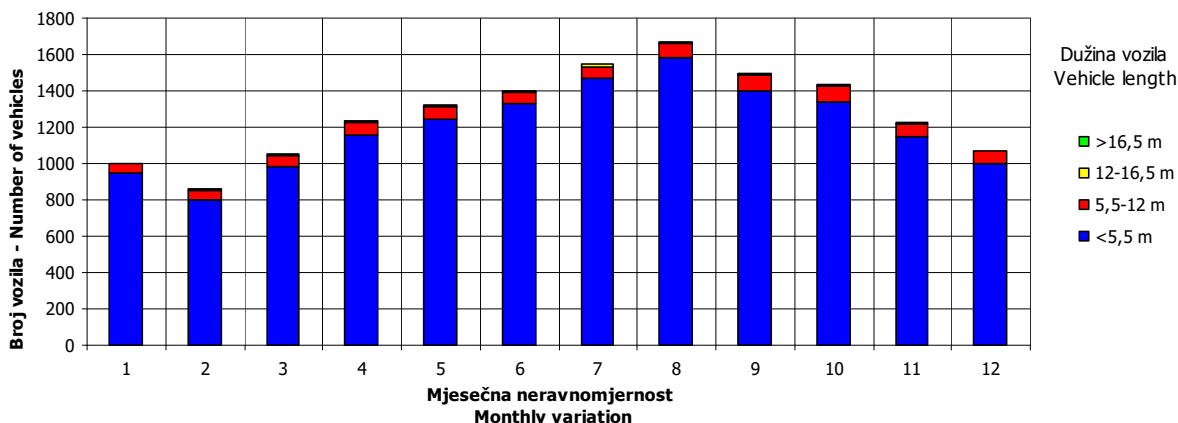
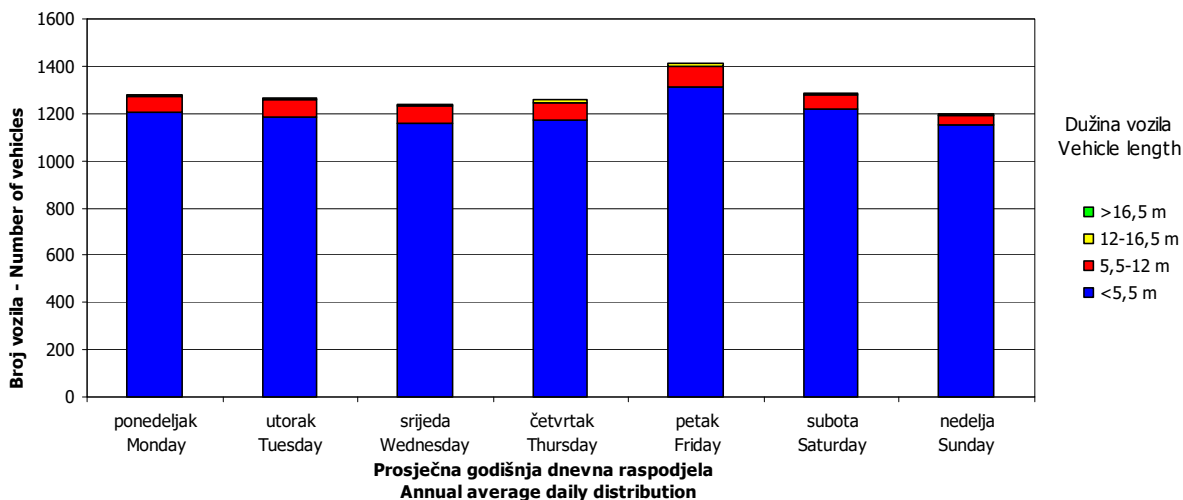
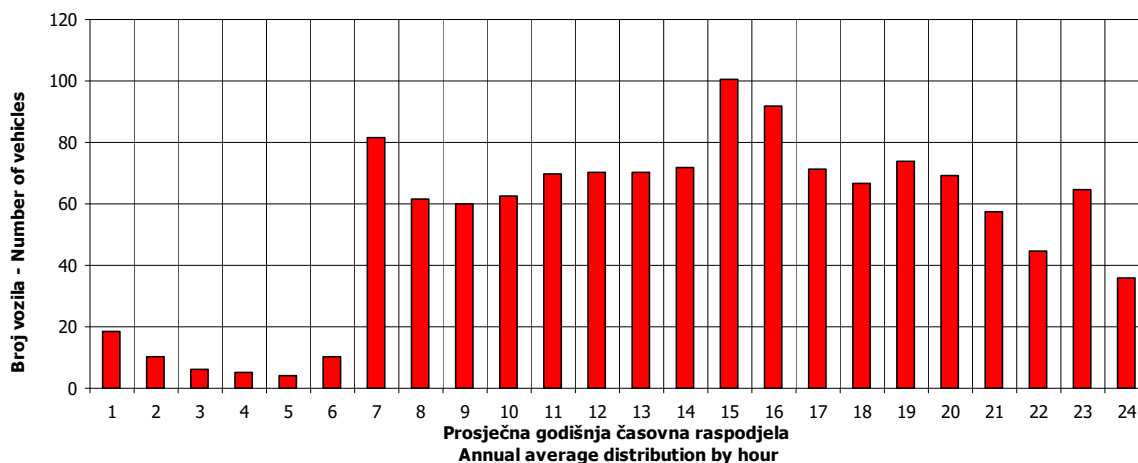


VREMENSKA RASPODJELA SAOBRAĆAJNOG TOKA TRAFFIC FLOW TIME DISTRIBUTION

Automatski brojač broj - Automatic counter number
 Lokalizet - Location / Stacionaža - Mileage [km+m]
 Broj puta - Road number / Dionica - Section

000044
 Rudo Polje / 34+434,00
 M 6.1 (MI-109) / Klanci - Gacko 2

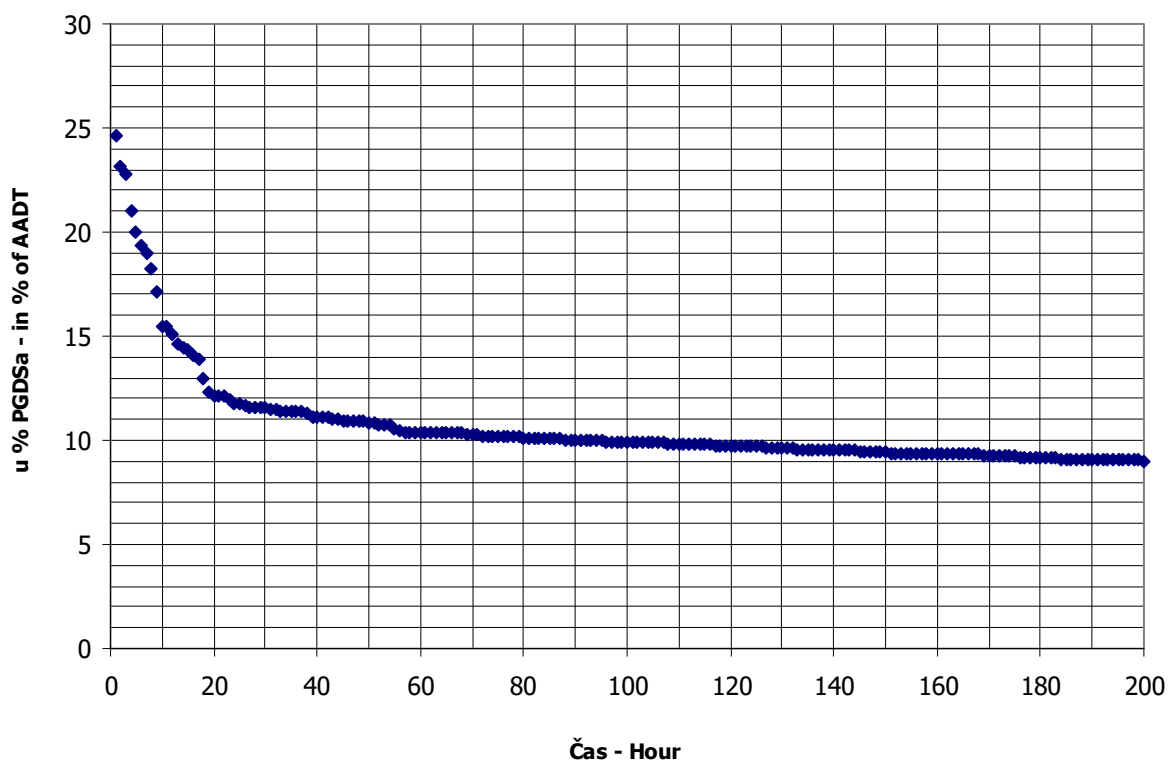
PGDS 1277 voz/dan AADT 1277 veh/day



SATNA DISTRIBUCIJA SAOBRAĆAJNOG TOKA TRAFFIC FLOW HOURLY DISTRIBUTION

Automatski brojač broj - Automatic counter number 000044
 Lokalitet - Location / Stacionaža - Mileage [km+m] Rudo Polje / 34+434,00
 Broj puta - Road number / Dionica - Section M 6.1 (MI-109) / Klanci - Gacko 2

PGDS - AADT	1277 voz/dan - veh/day							
Čas - Hour	Maksimalni vršni sat - Maximum peak hour	10	20	30	40	50	100	200
Sat u danu - Hour of day	11	14	14	18	14	14	14	14
Sat u godini - Hour in year	5124	615	5247	8563	5775	3519	6015	87
Dan - Day of week	ponedeljak - Monday	utorak - Tuesday	subota - Saturday	četvrtak - Thursday	nedelja - Sunday	četvrtak - Thursday	srijeda - Wednesday	ponedeljak - Monday
Datum - Date	1	26	6	22	28	26	7	4
Mjesec - Month	avgust - August	januar - January	avgust - August	decembar - December	avgust - August	maj - May	septembar - September	januar - January
Vrijednost - Value	314	198	155	148	142	138	127	115
% - percent	24.59	15.50	12.14	11.59	11.12	10.80	9.94	9.00



BROJANJE VOZILA NA MREŽI PUTEVA U REPUBLICI SRPSKOJ – 2016. GODINA
VEHICLE COUNTING ON THE ROAD NETWORK OF THE REPUBLIC OF SRPSKA – YEAR 2016

MJESEČNI BROJ VOZILA
MONTHLY NUMBER OF VEHICLES

Automatski brojač broj - Automatic counter number
 Lokalitet - Location / Stacionaža - Mileage [km+m]
 Broj puta - Road number / Dionica - Section

000045
 Korita / 13+986,00
 M 20 (MI-109) / Krivača - Avtovac 1

	Mjesec - Month											
	Januar- January	Februar- February	Mart- March	April- April	Maj- May	Juni- June	Juli- July	August- August	Septembar- September	Oktoibar- October	Novembar- November	Decembar- December
1	726	1034	786	1120	1110	981	1768	2477	1556	1141	1286	861
2	888	724	784	877	1188	1070	1741	2093	1830	1156	1156	1029
3	679	626	750	729	1149	1201	1804	2175	1733	1176	1270	736
4	874	390	831	1239	1271	1113	1543	2298	1713	1175	1306	788
5	943	756	789	1063	1352	1136	1349	2595	1640	1136	1111	904
6	698	616	701	1134	1220	1061	1642	2826	1443	1261	1068	873
7	566	446	739	1161	1076	1130	1530	3012	1419	1467	1000	982
8	882	471	772	1220	1054	1036	1798	2453	1492	1146	953	890
9	772	518	683	1131	1000	1188	2248	2432	1681	1103	907	1077
10	863	499	684	1043	1061	1581	2359	2209	1502	1045	1023	808
11	667	409	748	944	1038	1284	1859	2361	1536	1039	1335	753
12	699	570	738	885	1119	1395	1674	2516	1345	1037	1005	801
13	781	459	712	852	1291	1240	1642	2839	1330	1161	1105	866
14	729	442	845	931	943	1210	2047	3604	1256	1376	1059	885
15	984	560	859	1213	936	1167	2115	2336	1490	1101	1097	973
16	684	506	786	968	878	1453	2509	2279	1669	1111	1006	1021
17	620	505	929	944	943	1481	2494	2171	1544	1009	1142	634
18	775	273	1206	924	1055	1580	2131	2346	1595	1018	1386	891
19	971	381	954	908	1040	1524	2202	2759	1343	1017	1314	772
20	944	352	804	950	1331	1247	2042	2714	1583	1137	1336	849
21	780	357	875	1028	1072	1236	1763	2858	1349	1316	1006	849
22	949	360	928	1241	1170	1049	2369	1975	1276	1119	924	1004
23	651	296	893	965	1184	1287	2649	1968	1708	976	897	1076
24	537	263	908	961	1224	1545	2837	1891	1378	924	923	850
25	556	307	1244	999	1099	1364	2249	1847	1311	931	996	631
26	506	1043	1044	1043	1296	1553	1908	2280	1217	1027	820	763
27	558	829	974	1002	1457	1367	1781	2365	1195	1112	703	837
28	926	809	936	1112	1053	1343	2105	2455	1119	1140	847	911
29	879	827	998	1547	1190	1332	2565	1886	1396	1013	826	1004
30	894		1037	1178	937	1621	3248	1792	1471	981	758	1060
31	858		917		999		3393	1593		1230		937
Ukupno- Total	23804	15573	26811	31285	34730	38759	65523	73590	44165	34583	31532	27263
Prosje- Average	768	537	865	1043	1120	1292	2114	2374	1472	1116	1051	879
Godišnji prosjek (PGDS) - Annual average (AADT)												1223

BROJANJE VOZILA NA MREŽI PUTEVA U REPUBLICI SRPSKOJ – 2016. GODINA
VEHICLE COUNTING ON THE ROAD NETWORK OF THE REPUBLIC OF SRPSKA – YEAR 2016

STRUKTURA SAOBRAĆAJNOG TOKA
TRAFFIC FLOW COMPOSITION

Automatski brojač broj - Automatic counter number
 Lokalizet - Location / Stacionaža - Mileage [km+m]
 Broj puta - Road number / Dionica - Section

000045
 Korita / 13+986,00
 M 20 (MI-109) / Krivača - Avtovac 1

Mjesec - Month	Smjer - Direction	Dužina vozila - Vehicle length								Ukupno - Total
		< 5,5 m	(%)	5,5 - 12 m	(%)	12 - 16,5 m	(%)	< 16,5 m	(%)	
Januar - January	I	11077	91.5	918	7.6	97	0.8	11	0.1	12103
	II	10527	90.0	1101	9.4	70	0.6	3	0.0	11701
	ukupno - total	21604	90.8	2019	8.5	167	0.7	14	0.1	23804
Februar - February	I	6801	89.7	671	8.9	80	1.0	32	0.4	7584
	II	7053	88.3	833	10.4	73	0.9	29	0.4	7989
	ukupno - total	13854	89.0	1505	9.7	153	1.0	61	0.4	15573
Mart - March	I	12072	89.2	1336	9.9	131	1.0	0	0.0	13538
	II	11889	89.6	1296	9.8	85	0.6	2	0.0	13272
	ukupno - total	23961	89.4	2632	9.8	215	0.8	2	0.0	26811
April - April	I	13904	90.2	1345	8.7	154	1.0	4	0.0	15406
	II	14409	90.7	1354	8.5	109	0.7	7	0.0	15878
	ukupno - total	28313	90.5	2699	8.6	263	0.8	11	0.0	31285
Maj - May	I	15823	91.0	1398	8.0	150	0.9	9	0.1	17380
	II	15844	91.3	1389	8.0	112	0.6	5	0.0	17350
	ukupno - total	31667	91.2	2787	8.0	262	0.8	14	0.0	34730
Juni - June	I	16907	90.8	1579	8.5	133	0.7	7	0.0	18626
	II	18445	91.6	1556	7.7	120	0.6	11	0.1	20132
	ukupno - total	35352	91.2	3135	8.1	253	0.7	18	0.0	38759
Juli - July	I	28874	94.4	1538	5.0	165	0.5	6	0.0	30583
	II	33304	95.3	1483	4.2	148	0.4	5	0.0	34940
	ukupno - total	62178	94.9	3021	4.6	313	0.5	11	0.0	65523
Avgust - August	I	36583	95.1	1683	4.4	201	0.5	5	0.0	38473
	II	33321	94.9	1623	4.6	164	0.5	9	0.0	35117
	ukupno - total	69905	95.0	3306	4.5	365	0.5	14	0.0	73590
Septembar - September	I	20752	90.7	1894	8.3	224	1.0	2	0.0	22873
	II	19137	89.9	1979	9.3	166	0.8	10	0.0	21292
	ukupno - total	39889	90.3	3873	8.8	391	0.9	12	0.0	44165
Oktobar - October	I	15300	88.8	1755	10.2	164	1.0	14	0.1	17233
	II	15553	89.6	1674	9.6	121	0.7	2	0.0	17350
	ukupno - total	30853	89.2	3429	9.9	285	0.8	16	0.0	34583
Novembar - November	I	15595	91.8	1214	7.1	170	1.0	16	0.1	16995
	II	13295	91.4	1098	7.6	126	0.9	19	0.1	14538
	ukupno - total	28889	91.6	2312	7.3	296	0.9	35	0.1	31532
Decembar - December	I	13924	91.7	1160	7.6	96	0.6	9	0.1	15188
	II	10925	90.5	1061	8.8	68	0.6	20	0.2	12075
	ukupno - total	24849	91.1	2220	8.1	164	0.6	29	0.1	27263
Ukupno (godišnje) - Total (annual)	I	207612	91.9	16491	7.3	1764	0.8	116	0.1	225984
	II	203702	91.9	16447	7.4	1362	0.6	123	0.1	221634
	ukupno - total	411314	91.9	32939	7.4	3126	0.7	239	0.1	447618
Prosjeak (PGDS) - Average (AADT)	I	567	91.9	45	7.3	5	0.8	0	0.1	617
	II	557	91.9	45	7.4	4	0.6	0	0.1	606
	ukupno - total	1124	91.9	90	7.4	9	0.7	1	0.1	1223

BRONANJE VOZILA NA MREŽI PUTEVA U REPUBLICI SRPSKOJ – 2016. GODINA
VEHICLE COUNTING ON THE ROAD NETWORK OF THE REPUBLIC OF SRPSKA – YEAR 2016

SAOBRAĆAJNI POKAZATELJI

000045
 Korita / 13+986,00
 M 20 (MI-I09) / Krivača - Avtovac 1

Automatski brojač broj
 Lokalizet / Stacionaža [km+m]
 Broj puta / Dionica

Mjesec	Snjir	minimalni čas		maksimalni čas		voz/h	minimalni dan		maksimalni dan		dnevni prosjek (05-21 h)	noćni prosjek (21-05 h)	prosjek radnim danom	prosjek vikendom	ljerni prosjek
		datum/dan	čas	voz/h	čas		voz/dan	datum/dan	voz/dan						
Januar	I	subota/2.	2	0	utorka/19.	14	65	četvrtak/7.	212	srijeda/20.	611	41	410	364	
	II	petak/1.	1	0	petak/8.	15	64	utorak/26.	258	petak/15.	496	37	390	362	
	I+II	ponedeljak/11.	1	0	utorak/5.	15	101	utorak/26.	506	petak/15.	984	78	800	726	
Februar	I	ponedeljak/1.	4	0	petak/26.	16	47	srijeda/24.	136	petak/26.	538	241	261	269	
	II	srijeda/3.	1	0	ponedeljak/1.	18	63	srijeda/24.	127	ponedeljak/1.	549	23	278	270	
	I+II	četvrtak/4.	0	0	ponedeljak/1.	18	109	srijeda/24.	263	petak/26.	1043	45	539	539	
Mart	I	utorak/1.	2	0	petak/18.	14	72	nedelja/13.	330	petak/25.	654	398	40	445	418
	II	utorak/1.	0	0	petak/18.	15	70	četvrtak/10.	328	petak/25.	590	39	431	421	
	I+II	utorak/1.	2	0	petak/18.	15	128	srijeda/9.	683	petak/25.	1244	788	79	876	840
April	I	subota/2.	2	0	subota/9.	10	61	nedelja/3.	357	petak/29.	742	464	50	516	510
	II	subota/2.	0	0	petak/29.	16	89	nedelja/3.	372	petak/29.	805	474	56	533	524
	I+II	utorak/5.	1	1	petak/29.	15	144	nedelja/3.	729	petak/29.	1547	938	106	1048	1034
Maj	I	utorak/3.	2	0	četvrtak/5.	9	74	ponedeljak/16.	437	petak/27.	759	503	576	533	
	II	utorak/3.	2	0	petak/13.	16	79	ponedeljak/16.	441	petak/27.	698	66	572	539	
	I+II	utorak/3.	2	0	četvrtak/5.	9	139	ponedeljak/16.	878	petak/27.	1457	996	124	1147	1072
Juni	I	srijeda/1.	1	0	nedelja/12.	10	84	srijeda/8.	495	nedelja/26.	785	550	71	609	621
	II	petak/3.	2	0	nedelja/26.	15	101	srijeda/1.	480	četvrtak/30.	912	588	84	656	671
	I+II	petak/3.	2	1	nedelja/26.	15	151	srijeda/1.	981	četvrtak/30.	1621	1138	155	1265	1369
Juli	I	srijeda/6.	2	1	subota/30.	15	176	utorak/5.	623	subota/30.	1629	862	123	898	985
	II	ponedeljak/4.	2	2	nedelja/31.	8	162	utorak/5.	726	nedelja/31.	1890	984	140	1011	1362
	I+II	četvrtak/7.	2	4	subota/30.	15	305	utorak/5.	1349	nedelja/31.	3393	1845	263	1909	2528
Avgust	I	ponedeljak/8.	3	1	nedelja/14.	12	173	srijeda/31.	798	nedelja/14.	1977	1094	143	1139	1519
	II	nedelja/14.	1	1	nedelja/14.	20	132	utorak/30.	762	nedelja/14.	1627	988	142	1067	1315
	I+II	srijeda/31.	2	5	nedelja/14.	11	276	srijeda/31.	1593	nedelja/14.	3604	2083	285	2206	2834
Septembar	I	četvrtak/1.	2	0	utorak/20.	17	112	srijeda/28.	578	petak/2.	932	683	79	743	762
	II	srijeda/28.	2	0	petak/23.	15	105	srijeda/28.	541	petak/2.	898	629	80	703	709
	I+II	četvrtak/1.	2	2	utorak/20.	17	165	srijeda/28.	1119	petak/2.	1830	1312	159	1446	1539
Oktobar	I	utorak/4.	3	0	petak/14.	6	64	ponedeljak/24.	445	petak/14.	743	504	52	565	536
	II	utorak/11.	3	0	petak/7.	16	86	utorak/25.	461	petak/7.	757	503	56	565	549
	I+II	utorak/11.	3	0	petak/21.	16	126	ponedeljak/24.	924	petak/7.	1467	1008	108	1130	1085
Novembar	I	utorak/1.	3	0	petak/4.	15	70	nedelja/27.	352	petak/18.	763	508	67	568	564
	II	srijeda/22.	2	0	nedelja/20.	16	82	srijeda/27.	345	petak/18.	641	439	55	484	488
	I+II	četvrtak/1.	0	0	nedelja/20.	16	148	nedelja/27.	703	petak/18.	1386	947	122	1052	1052
Decembar	I	četvrtak/1.	2	0	petak/9.	15	65	nedelja/25.	352	petak/9.	621	445	46	513	434
	II	četvrtak/1.	1	0	četvrtak/15.	15	70	subota/17.	250	petak/23.	487	357	34	409	347
	I+II	srijeda/7.	2	0	četvrtak/15.	15	113	nedelja/25.	631	petak/9.	1077	802	80	922	781
Godina	I	subota/21.	2	0	subota/30.7.	15	176	nedelja/14.8.	136	nedelja/14.8.	1977	550	66	604	901
	II	petak/1.1.	1	0	nedelja/31.7.	8	162	srijeda/24.2.	127	nedelja/31.7.	1890	537	68	591	909
	I+II	ponedeljak/11.1.	1	0	subota/30.7.	15	305	srijeda/24.2.	263	nedelja/14.8.	3604	1087	134	1195	1283

BROJANJE VOZILA NA MREŽI PUTEVA U REPUBLICI SRPSKOJ – 2016. GODINA
VEHICLE COUNTING ON THE ROAD NETWORK OF THE REPUBLIC OF SRPSKA – YEAR 2016

TRAFFIC PARAMETERS

Automatic counter number
 Location / Mileage [km+m]
 Road number / Section

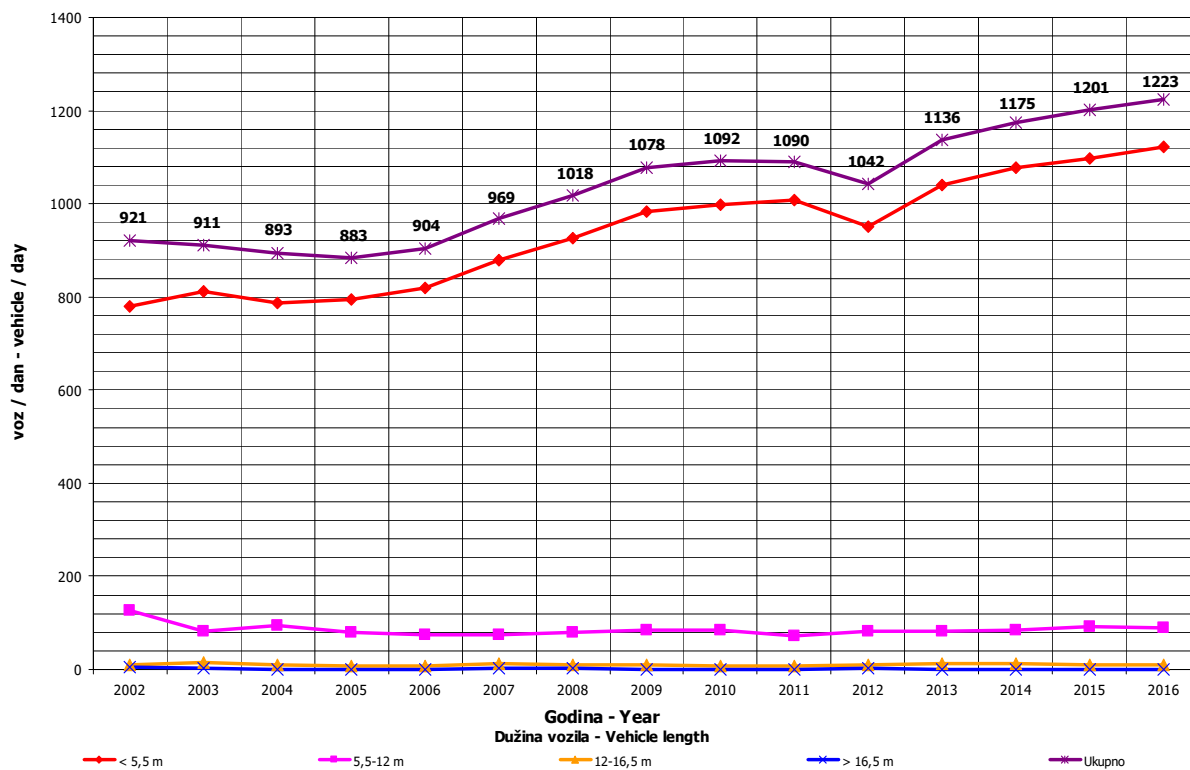
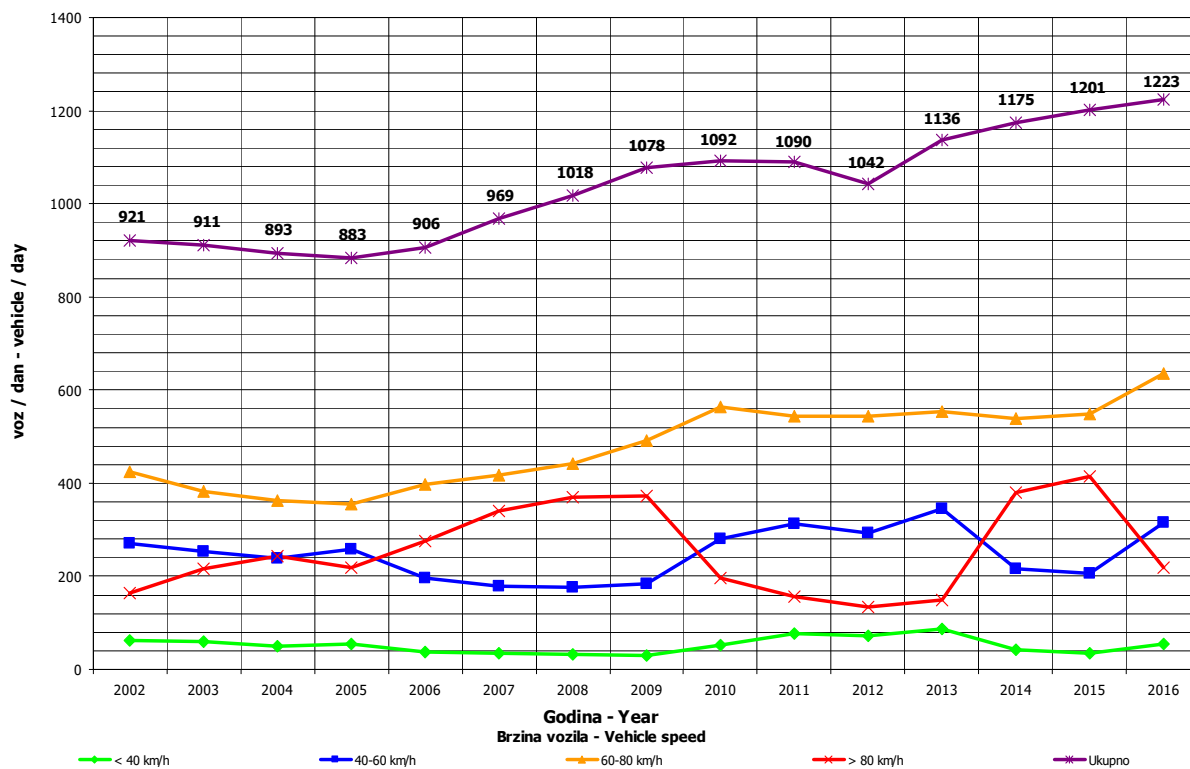
000045
 Korita / 13+986,00
 M 20 (MI-109) / Krivača - Avtovac 1

Month	Direction	minimum hour		maximum hour		veh/h	minimum day		maximum day		day time average (5-21 h)	night average (21-05 h)	working day average	weekend average	summer average
		date/day	hour	date/day	hour		date/day	veh/day	date/day	veh/day					
January	I	2/Saturday	2	0	19/Tuesday	14	65	7/Thursday	212	20/Wednesday	611	351	41	410	364
	II	1/Friday	1	0	8/Friday	15	64	26/Tuesday	258	15/Friday	496	341	37	390	362
	I+II	11/Monday	1	0	5/Tuesday	15	101	26/Tuesday	506	15/Friday	984	691	78	800	726
February	I	1/Monday	4	0	26/Friday	16	47	24/Wednesday	136	26/Friday	538	241	22	261	269
	II	3/Wednesday	1	0	1/Monday	18	63	24/Wednesday	127	1/Monday	549	253	23	278	270
	I+II	4/Thursday	0	0	1/Monday	18	109	24/Wednesday	263	26/Friday	1043	494	45	539	539
March	I	1/Tuesday	2	0	18/Friday	14	72	13/Sunday	330	25/Friday	654	398	40	445	418
	II	1/Tuesday	0	0	18/Friday	15	70	10/Thursday	328	25/Friday	590	390	39	431	421
	I+II	1/Tuesday	2	0	18/Friday	15	128	9/Wednesday	683	25/Friday	1244	788	79	876	840
April	I	2/Saturday	2	0	9/Saturday	10	61	3/Sunday	357	29/Friday	742	464	50	516	510
	II	2/Saturday	0	0	29/Friday	16	89	3/Sunday	372	29/Friday	805	474	56	533	524
	I+II	5/Tuesday	1	1	29/Friday	15	144	3/Sunday	729	29/Friday	1547	938	106	1048	1034
May	I	3/Tuesday	2	0	5/Thursday	9	74	16/Monday	437	27/Friday	759	503	58	576	533
	II	3/Tuesday	2	0	13/Friday	16	79	16/Monday	441	27/Friday	698	494	66	572	539
	I+II	3/Tuesday	2	0	5/Thursday	9	139	16/Monday	878	27/Friday	1457	996	124	1147	1072
June	I	1/Wednesday	1	0	12/Sunday	10	84	8/Wednesday	495	26/Sunday	785	550	71	609	656
	II	3/Friday	2	0	26/Sunday	15	101	1/Wednesday	480	30/Thursday	912	588	84	656	713
	I+II	3/Friday	2	1	26/Sunday	15	151	1/Wednesday	981	30/Thursday	1621	1138	155	1265	1369
July	I	6/Wednesday	2	1	30/Saturday	15	176	5/Tuesday	623	30/Saturday	1629	862	123	898	1167
	II	4/Monday	2	2	31/Sunday	8	162	5/Tuesday	726	31/Sunday	1890	984	140	1011	1362
	I+II	7/Thursday	2	4	30/Saturday	15	305	5/Tuesday	1349	31/Sunday	3393	1845	263	1909	2528
August	I	8/Monday	3	1	14/Sunday	12	173	31/Wednesday	798	14/Sunday	1977	1094	143	1139	1519
	II	14/Sunday	1	1	14/Sunday	20	132	30/Tuesday	762	14/Sunday	1627	988	142	1067	1315
	I+II	31/Wednesday	2	5	14/Sunday	11	276	31/Wednesday	1593	14/Sunday	3604	2083	285	2206	2834
September	I	1/Thursday	2	0	20/Tuesday	17	112	28/Wednesday	578	2/Friday	932	683	79	743	812
	II	28/Wednesday	2	0	23/Friday	15	105	28/Wednesday	541	2/Friday	898	629	80	703	727
	I+II	1/Thursday	2	2	20/Tuesday	17	165	28/Wednesday	1119	2/Friday	1830	1312	159	1446	1539
October	I	4/Thursday	3	0	14/Friday	6	64	24/Monday	445	14/Friday	743	504	52	565	536
	II	11/Tuesday	3	0	7/Friday	16	86	25/Tuesday	461	7/Friday	757	503	56	565	549
	I+II	11/Tuesday	3	0	21/Friday	16	126	24/Monday	924	7/Friday	1467	1008	108	1130	1085
November	I	1/Tuesday	3	0	4/Friday	15	70	27/Sunday	352	18/Friday	763	508	67	568	564
	II	22/Wednesday	3	0	20/Sunday	16	82	30/Wednesday	345	20/Sunday	641	439	55	484	488
	I+II	22/Tuesday	2	0	20/Sunday	16	148	27/Sunday	703	18/Friday	1386	947	122	1052	1052
December	I	1/Thursday	0	0	9/Friday	15	65	25/Sunday	352	9/Friday	621	445	46	513	434
	II	1/Thursday	2	0	15/Thursday	15	70	17/Saturday	250	23/Friday	487	357	34	409	347
	I+II	7/Wednesday	1	0	15/Thursday	15	113	25/Sunday	631	9/Friday	1077	802	80	922	781
Year	I	January 2/Saturday	2	0	July 30/Saturday	15	176	February 24/Wednesday	136	August 14/Sunday	1977	550	66	604	901
	II	January 1/Friday	1	0	July 31/Sunday	8	162	February 24/Wednesday	127	July 31/Sunday	1890	537	68	591	635
	I+II	January 11/Monday	1	0	July 30/Saturday	15	305	February 24/Wednesday	263	August 14/Sunday	3604	1087	134	1195	1283

GODIŠNJA NERAVNOMJERNOST SAOBRAĆAJNOG TOKA TRAFFIC FLOW ANNUAL VARIATION

Automatski brojač broj - Automatic counter number
 Lokalitet - Location / Stacionaža - Mileage [km+m]
 Broj puta - Road number / Dionica - Section

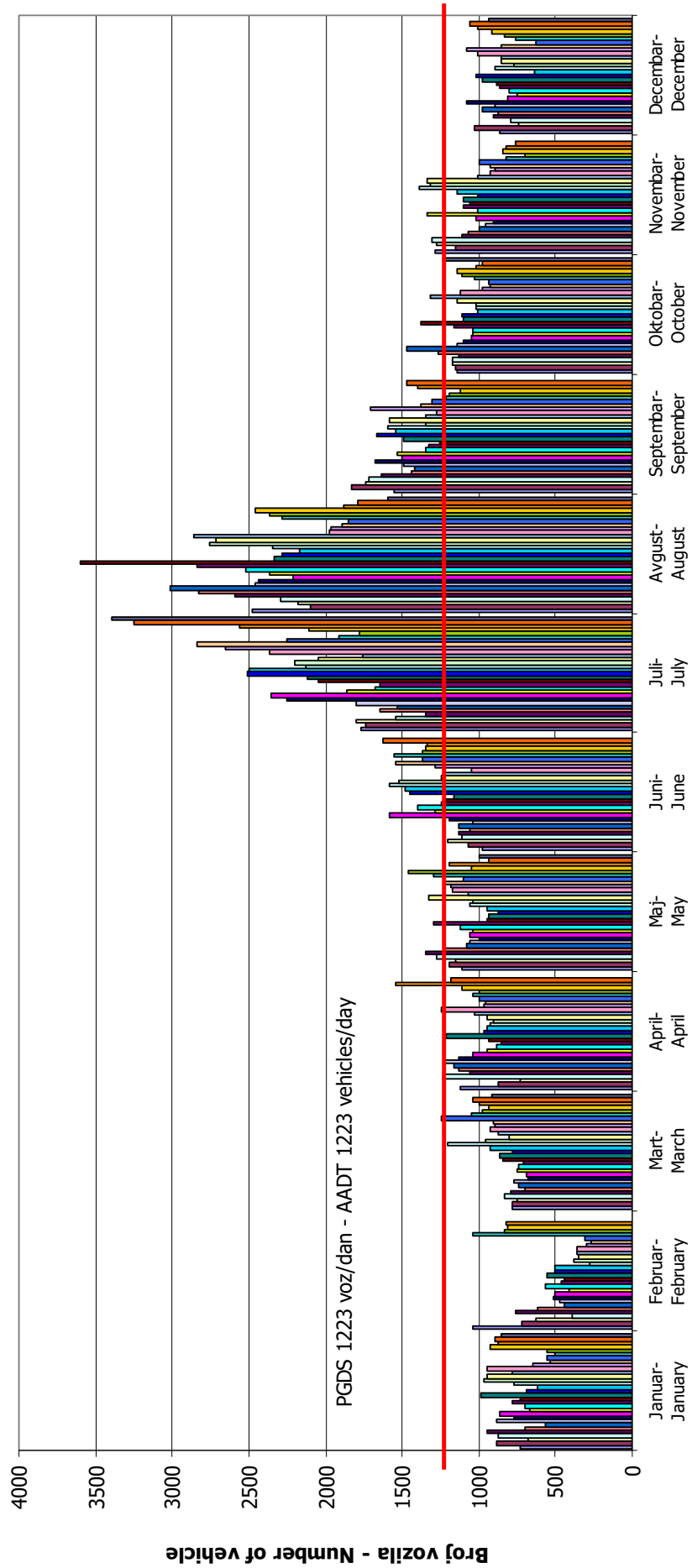
000045
 Korita / 13+986,00
 M 20 (MI-109) / Krivača - Avtovac 1



**DNEVNA NERAVNOMJERNOST SAOBRAĆAJNOG TOKA
 TRAFFIC FLOW DAILY VARIATION**

Automatski brojač broj - Automatic counter number
 Lokalizet - Location / Stacionaža - Mileage [km+tm]
 Broj puta - Road number/ Dionica - Section

000045
 Korita / 13+986,00
 M 20 (MI-109) / Krivača - Avtovac 1

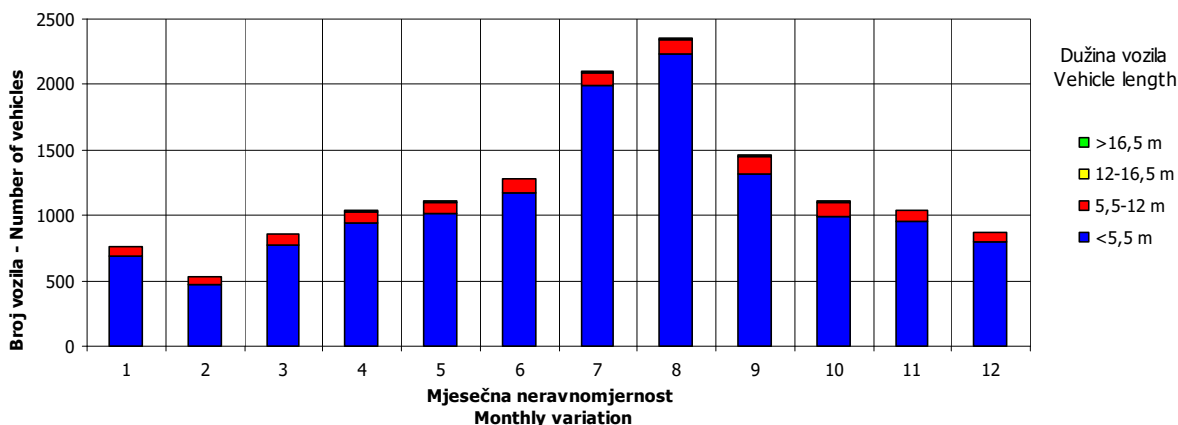
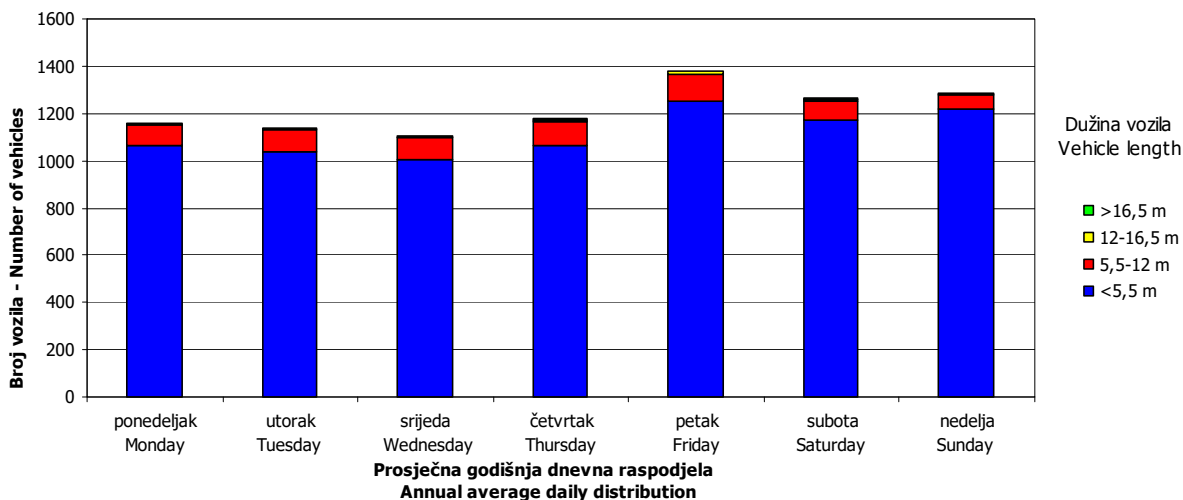
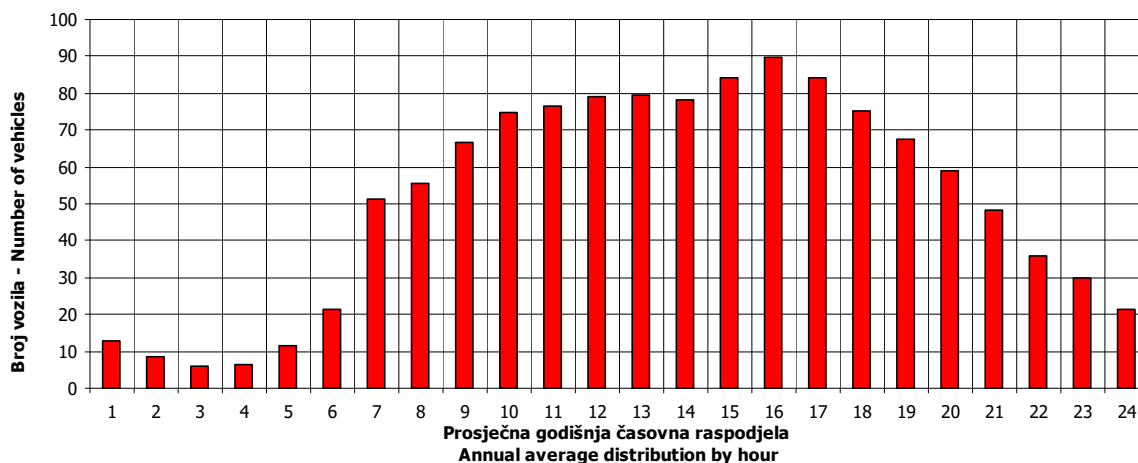


VREMENSKA RASPODJELA SAOBRAĆAJNOG TOKA TRAFFIC FLOW TIME DISTRIBUTION

Automatski brojač broj - Automatic counter number
 Lokalizet - Location / Stacionaža - Mileage [km+m]
 Broj puta - Road number / Dionica - Section

000045
 Korita / 13+986,00
 M 20 (MI-109) / Krivača - Avtovac 1

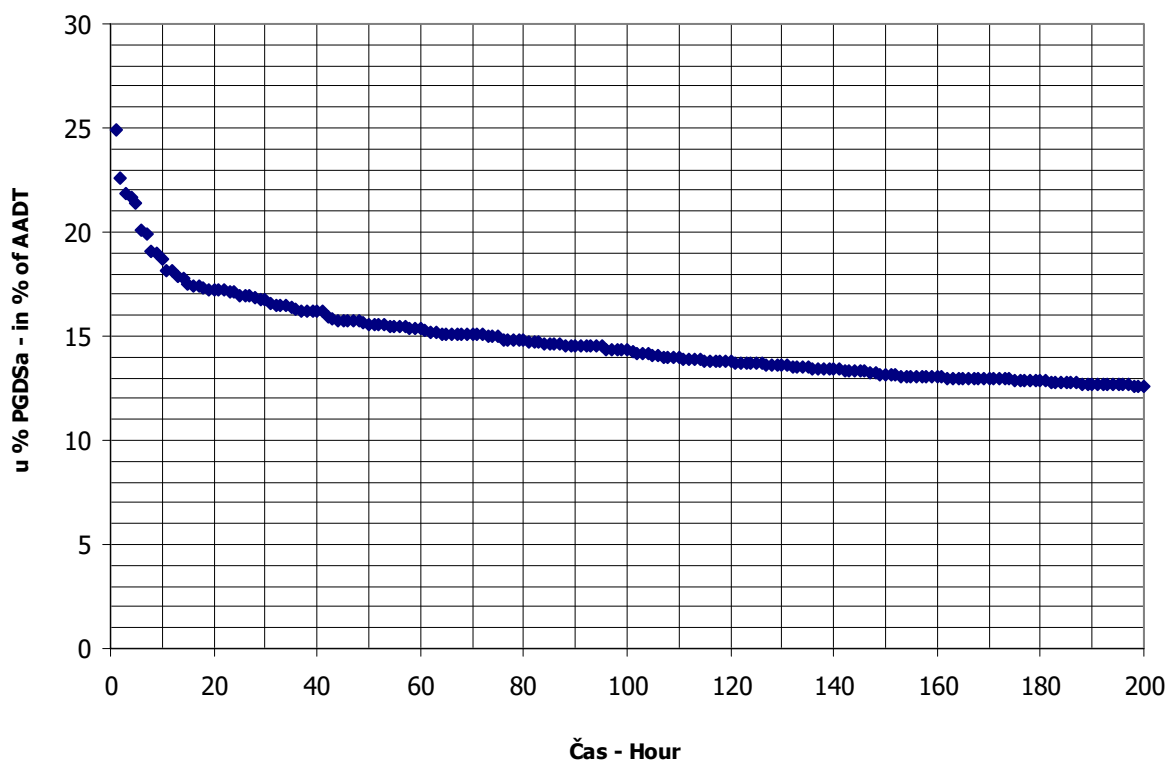
PGDS 1223 voz/dan AADT 1223 veh/day



SATNA DISTRIBUCIJA SAOBRAĆAJNOG TOKA TRAFFIC FLOW HOURLY DISTRIBUTION

Automatski brojač broj - Automatic counter number 000045
 Lokalitet - Location / Stacionaža - Mileage [km+m] Korita / 13+986,00
 Broj puta - Road number / Dionica - Section M 20 (MI-109) / Krivača - Avtovac 1

PGDS - AADT	1223 voz/dan - veh/day							
Čas - Hour	Maksimalni vršni sat - Maximum peak hour	10	20	30	40	50	100	200
Sat u danu - Hour of day	15	12	10	11	19	17	9	10
Sat u godini - Hour in year	5080	5101	5243	5604	5612	5082	5290	4955
Dan - Day of week	subota - Saturday	nedelja - Sunday	subota - Saturday	nedelja - Sunday	nedelja - Sunday	subota - Saturday	ponedeljak - Monday	ponedeljak - Monday
Datum - Date	30	31	6	21	21	30	8	25
Mjesec - Month	juli - July	juli - July	avgust - August	avgust - August	avgust - August	juli - July	avgust - August	juli - July
Vrijednost - Value	305	229	211	205	198	190	175	154
% - percent	24.95	18.73	17.26	16.77	16.19	15.54	14.31	12.60



BROJANJE VOZILA NA MREŽI PUTEVA U REPUBLICI SRPSKOJ – 2016. GODINA
VEHICLE COUNTING ON THE ROAD NETWORK OF THE REPUBLIC OF SRPSKA – YEAR 2016

MJESEČNI BROJ VOZILA
MONTHLY NUMBER OF VEHICLES

Automatski brojač broj - Automatic counter number
 Lokalitet - Location / Stacionaža - Mileage [km+m]
 Broj puta - Road number / Dionica - Section

000046
 Aleksina Međa / 6+772,00
 M 20 (MI-109) / Duži - Aleksina Međa

	Mjesec - Month											
	Januar- January	Februar- February	Mart- March	April- April	Maj- May	Jun- June	Juli- July	August- August	Septembar- September	Oktober- October	Novembar- November	Decembar- December
1	1136	1481	1555	1758	2072	1982	2317	3096	2283	2354	1785	1899
2	1644	1549	1775	1829	2062	1804	2851	3640	2364	1933	1792	1792
3	1753	1632	1399	1600	1852	2141	2978	3505	2059	2000	1927	1957
4	1986	1661	1657	1574	1889	1972	2485	3723	2236	1844	1868	1505
5	1932	1552	1783	1790	1994	1814	2654	3190	2177	1788	2193	1841
6	1781	1420	1484	1834	2062	1995	2663	3468	2018	2082	1603	1774
7	1398	1349	1735	1726	2026	1768	2505	3391	2093	2511	1493	1949
8	1523	1577	1801	2012	2079	1677	2761	3547	2098	2353	1456	1703
9	1674	1676	1245	2073	2070	2106	3152	3495	2363	1977	1478	1991
10	1391	1514	1373	1643	2133	2052	3205	3402	1906	1930	1722	1944
11	1549	1588	1500	1810	2006	2261	2777	3333	2104	1983	1990	1414
12	1721	1419	1877	1558	2146	1946	3023	3450	2304	1907	2168	1781
13	1477	1800	1605	1736	2079	1945	3162	3703	2207	1817	1743	1757
14	1580	1451	1791	1616	2066	2207	3271	3204	2244	1854	1810	1785
15	1735	1518	1775	1927	1882	2065	3414	3156	2393	1806	1767	1791
16	1920	1284	1766	2029	2083	2422	3748	3157	2437	1684	1587	1643
17	1505	1243	1646	1732	1793	1984	3839	3079	1907	2028	1579	1449
18	1827	1598	1974	1512	1960	2446	3108	2789	2268	1892	1671	1378
19	1646	1634	2039	1912	2036	1954	3285	3217	2089	1735	1893	1464
20	1880	1420	1598	1914	1826	1724	3539	3406	2071	1963	1750	1649
21	1364	1544	1655	2039	2047	2208	3599	3241	2189	1972	1331	1633
22	1692	1442	1733	1732	1788	1974	3239	2878	2382	2075	1479	1794
23	1755	1356	1771	2016	1872	2081	3706	2886	1817	1827	1571	1518
24	1394	1452	1750	1726	2034	2281	3207	2675	1861	1504	1536	1468
25	1737	1715	1807	1851	1808	2165	3122	3020	1939	1641	1741	1223
26	1568	908	1831	1847	2246	1820	2896	3058	2142	1661	2045	1507
27	1161	1815	1657	1821	2170	2144	3145	2597	2016	1929	1306	1698
28	1355	1600	1853	1897	2337	2123	3368	2298	1998	1995	1665	1565
29	1657	1584	1793	2134	2122	2194	3407	2311	2078	2114	1323	1804
30	1542		1658	2193	2060	2455	2841	2178	2208	1611	1336	1892
31	1183		1760		1994		3695	2219		2006		1755
Ukupno- Total	49450	43754	52616	54827	62589	61679	96962	96348	64252	59783	50597	52319
Prosjek- Average	1595	1509	1697	1828	2019	2056	3128	3108	2142	1928	1687	1688
Godišnji prosjek (PGDS) - Annual average (AADT)												2036

BROJANJE VOZILA NA MREŽI PUTEVA U REPUBLICI SRPSKOJ – 2016. GODINA
VEHICLE COUNTING ON THE ROAD NETWORK OF THE REPUBLIC OF SRPSKA – YEAR 2016

STRUKTURA SAOBRAĆAJNOG TOKA
TRAFFIC FLOW COMPOSITION

Automatski brojač broj - Automatic counter number
 Lokalizet - Location / Stacionaža - Mileage [km+m]
 Broj puta - Road number / Dionica - Section

000046
 Aleksina Međa / 6+772,00
 M 20 (MI-109) / Duži - Aleksina Međa

Mjesec- Month	Smjer- Direction	Dužina vozila - Vehicle length								Ukupno- Total
		< 5,5 m	(%)	5,5 - 12 m	(%)	12 - 16,5 m	(%)	< 16,5 m	(%)	
Januar - January	I	24430	97.6	583	2.3	19	0.1	2	0.0	25034
	II	23646	96.8	730	3.0	40	0.2	0	0.0	24417
	ukupno - total	48076	97.2	1313	2.7	59	0.1	2	0.0	49450
Februar - February	I	21373	97.5	512	2.3	26	0.1	2	0.0	21913
	II	21069	96.5	736	3.4	35	0.2	1	0.0	21841
	ukupno - total	42442	97.0	1248	2.9	61	0.1	3	0.0	43754
Mart - March	I	25604	97.3	674	2.6	28	0.1	1	0.0	26307
	II	25345	96.3	912	3.5	50	0.2	1	0.0	26308
	ukupno - total	50949	96.8	1586	3.0	78	0.1	2	0.0	52616
April - April	I	26247	97.5	647	2.4	38	0.1	1	0.0	26933
	II	27023	96.9	824	3.0	45	0.2	1	0.0	27894
	ukupno - total	53271	97.2	1471	2.7	83	0.2	2	0.0	54827
Maj - May	I	30365	97.4	738	2.4	67	0.2	0	0.0	31170
	II	30318	96.5	1041	3.3	56	0.2	4	0.0	31419
	ukupno - total	60684	97.0	1779	2.8	123	0.2	4	0.0	62589
Juni - June	I	29929	97.4	752	2.4	47	0.2	2	0.0	30730
	II	29893	96.6	1009	3.3	45	0.1	2	0.0	30949
	ukupno - total	59821	97.0	1762	2.9	92	0.1	4	0.0	61679
Juli - July	I	47547	98.4	722	1.5	43	0.1	3	0.0	48315
	II	47652	98.0	941	1.9	54	0.1	0	0.0	48647
	ukupno - total	95199	98.2	1663	1.7	97	0.1	3	0.0	96962
Avgust - August	I	46915	98.2	793	1.7	45	0.1	5	0.0	47759
	II	47519	97.8	1020	2.1	46	0.1	3	0.0	48589
	ukupno - total	94435	98.0	1814	1.9	91	0.1	8	0.0	96348
Septembar - September	I	31195	97.3	835	2.6	34	0.1	5	0.0	32069
	II	30974	96.2	1156	3.6	50	0.2	3	0.0	32183
	ukupno - total	62169	96.8	1991	3.1	84	0.1	8	0.0	64252
Oktobar - October	I	29142	97.4	736	2.5	31	0.1	1	0.0	29910
	II	28879	96.7	953	3.2	38	0.1	3	0.0	29874
	ukupno - total	58021	97.1	1689	2.8	69	0.1	4	0.0	59783
Novembar - November	I	24763	97.9	505	2.0	23	0.1	0	0.0	25291
	II	24588	97.2	678	2.7	39	0.2	1	0.0	25306
	ukupno - total	49351	97.5	1183	2.3	62	0.1	1	0.0	50597
Decembar - December	I	25471	97.3	671	2.6	27	0.1	0	0.0	26169
	II	25206	96.4	907	3.5	36	0.1	1	0.0	26150
	ukupno - total	50677	96.9	1578	3.0	63	0.1	1	0.0	52319
Ukupno (godišnje) - Total (annual)	I	362981	97.3	8168	2.6	429	0.1	22	0.0	371600
	II	362112	97.3	10909	2.6	535	0.1	20	0.0	373576
	ukupno - total	725094	97.3	19077	2.6	963	0.1	42	0.0	745176
Prosjeak (PGDS) - Average (AADT)	I	992	97.3	22	2.6	1	0.1	0	0.0	1015
	II	989	97.3	30	2.6	1	0.1	0	0.0	1021
	ukupno - total	1981	97.3	52	2.6	3	0.1	0	0.0	2036

BRONJE VOZILA NA MREZI PUTEVA U REPUBLICI SRPSKOJ – 2016. GODINA
VEHICLE COUNTING ON THE ROAD NETWORK OF THE REPUBLIC OF SRPSKA – YEAR 2016

SAOBRAĆAJNI POKAZATELJI

000046
 Aleksina Međa / 6+772,00
 M 20 (VI-109) / Duži - Aleksina Međa

Automatski brojač broj
 Lokalizet / Stacionaža [km+m]
 Broj puta / Dionica

Mjesec	Snjor	minimalni čas			maksimalni čas			minimalni dan		maksimalni dan		dnevni prosjek (05-21 h)	noćni prosjek (21-05 h)	prosjek radnim danom	prosjek vikendom	ljetni prosjek
		datum/dan	čas	voz/h	datum/dan	čas	voz/h	datum/dan	voz/dan							
Januar	I	subota/2.	5	0	120	15	571	petak/1.	1000	723	85	819	793			
	II	ponedeljak/4.	2	0	113	12	565	ponedeljak/4.	998	701	87	814	752			
	I+II	srijeda/13.	2	0	190	15	1136	petak/1.	1986	1424	172	1633	1544			
Februar	I	utorak/2.	2	0	124	11	460	petak/26.	923	692	64	745	785			
	II	ponedeljak/1.	2	0	97	14	448	petak/13.	902	685	69	749	765			
	I+II	ponedeljak/2.	2	0	220	11	908	subota/27.	1815	1377	133	1494	1550			
Mart	I	utorak/1.	4	0	101	17	628	srijeda/9.	1046	780	69	842	871			
	II	utorak/19.	2	0	104	9	617	srijeda/19.	993	772	77	844	864			
	I+II	utorak/1.	4	0	187	15	1245	subota/19.	2039	1552	146	1686	1734			
April	I	utorak/5.	4	0	90	19	743	četvrtak/7.	1071	805	93	870	954			
	II	petak/1.	2	0	96	14	757	ponedeljak/18.	1122	831	99	923	944			
	I+II	srijeda/6.	3	0	167	19	1512	ponedeljak/18.	2193	1636	192	1793	1898			
Maj	I	ponedeljak/2.	4	0	127	18	820	srijeda/25.	1176	877	129	988	1038			
	II	ponedeljak/16.	3	0	119	15	863	utorak/3.	1161	887	126	1015	1012			
	I+II	srijeda/1.	2	0	195	15	1788	četvrtak/28.	2337	1764	255	2002	2050			
Juni	I	srijeda/1.	2	0	125	19	831	srijeda/8.	1225	896	129	1023	1029			
	II	srijeda/1.	4	0	122	15	846	četvrtak/30.	1250	914	118	1037	1018			
	I+II	srijeda/1.	4	0	193	19	1677	četvrtak/30.	2455	1810	247	2061	2047			
Juli	I	petak/1.	2	0	355	17	1128	petak/1.	1954	1383	175	1508	1665			
	II	utorak/5.	2	0	211	11	1189	subota/16.	1910	1412	157	1527	1657			
	I+II	utorak/5.	2	0	407	17	2317	nedelja/17.	3839	2795	332	3035	3322			
Avgust	I	ponedeljak/15.	4	0	295	19	1078	četvrtak/4.	1868	1382	158	1536	1553			
	II	četvrtak/4.	3	0	208	14	1100	utorak/30.	1939	1407	159	1552	1611			
	I+II	četvrtak/25.	2	0	363	19	2178	utorak/30.	3723	2789	318	3087	3164			
Septembar	I	četvrtak/1.	2	0	136	16	927	petak/16.	1237	970	99	1087	1019			
	II	ponedeljak/5.	3	0	144	14	890	četvrtak/15.	1210	963	110	1093	1016			
	I+II	utorak/20.	4	0	223	14	1817	petak/16.	2437	1933	208	2181	2035			
Oktobar	I	srijeda/5.	1	0	111	10	748	petak/7.	1277	885	79	950	994			
	II	utorak/4.	3	0	121	13	756	petak/7.	1234	880	84	956	979			
	I+II	srijeda/5.	1	0	209	13	1504	ponedeljak/24.	2511	1765	163	1907	1973			
Novembar	I	četvrtak/3.	2	0	138	15	652	nedelja/27.	1109	774	86	822	892			
	II	utorak/1.	2	0	130	14	654	subota/5.	1084	769	95	824	890			
	I+II	petak/4.	4	0	198	14	1306	subota/5.	2193	1542	181	1646	1781			
Decembar	I	petak/2.	2	0	95	14	625	nedelja/25.	1002	778	66	868	786			
	II	četvrtak/1.	3	0	141	14	598	petak/9.	989	769	74	869	780			
	I+II	petak/2.	2	0	217	14	1223	petak/9.	1991	1548	140	1738	1566			
Godina	I	subota/2.1.	5	0	355	17	460	petak/26.2.	1954	1412	103	1005	1032			
	II	ponedeljak/4.1.	2	0	211	11	448	nedelja/17.7.	1939	916	105	1017	1024			
	I+II	srijeda/13.1.	2	0	407	17	908	nedelja/17.7.	3839	1828	207	2022	2055			

BROJANJE VOZILA NA MREŽI PUTEVA U REPUBLICI SRPSKOJ – 2016. GODINA
VEHICLE COUNTING ON THE ROAD NETWORK OF THE REPUBLIC OF SRPSKA – YEAR 2016

TRAFFIC PARAMETERS

Automatic counter number
 Location / Mileage [km+m]
 Road number / Section

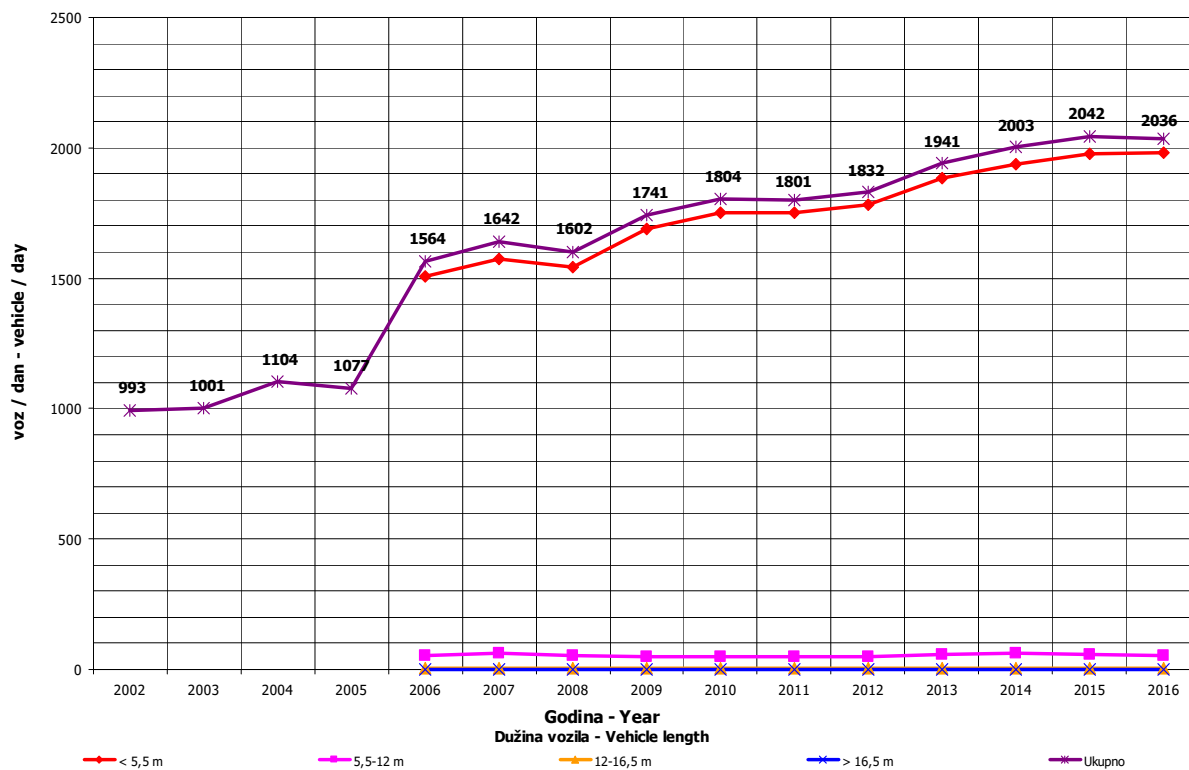
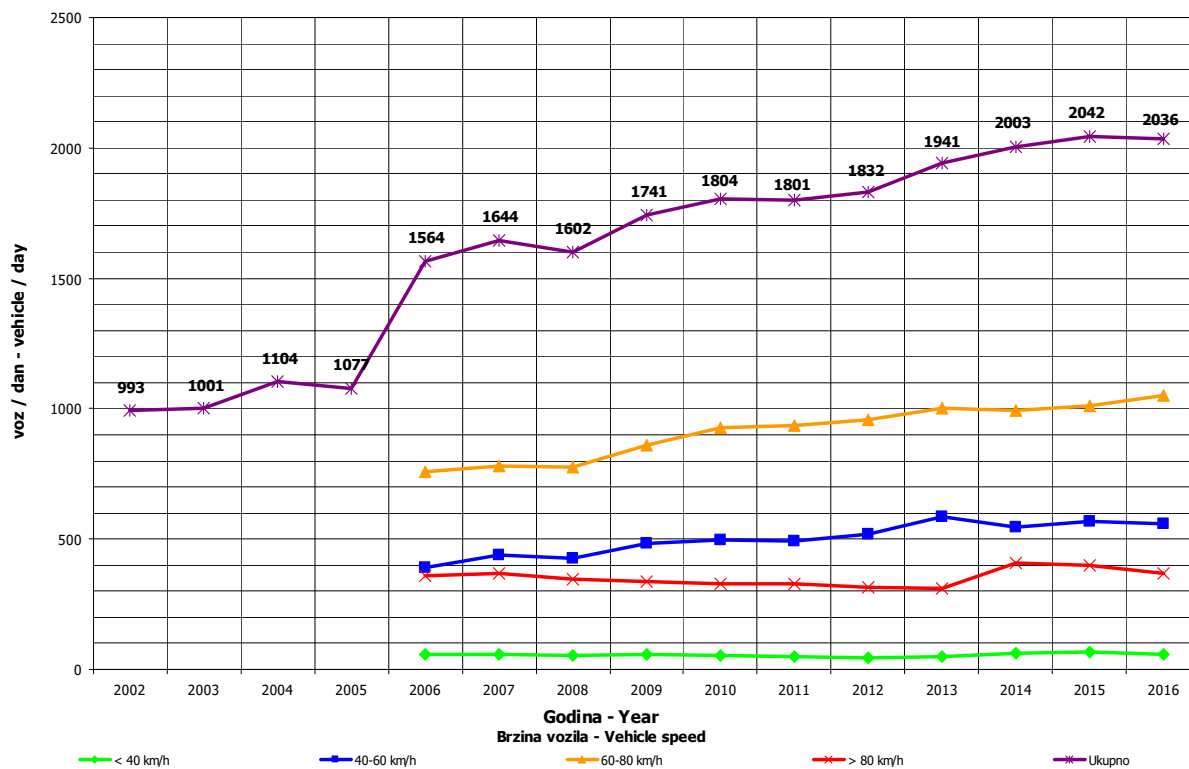
000046
 Aleksina Međa / 6+772,00
 M 20 (MI-109) / Duži - Aleksina Međa

Month	Direction	minimum hour		maximum hour		veh/h	minimum day		maximum day		veh/day	day time average (5-21 h)	night average (21-05 h)	working day average	weekend average	summer average
		date/day	hour	date/day	hour		date/day	veh/day								
January	I	2/Saturday	5	20/Wednesday	15	120	1/Friday	571	23/Saturday	1000	723	85	819	793		
	II	4/Monday	2	8/Friday	12	113	1/Friday	565	4/Monday	998	701	87	814	752		
	I+II	13/Wednesday	2	16/Saturday	15	190	1/Friday	1136	4/Monday	1986	1424	172	1633	1544		
February	I	2/Tuesday	2	13/Saturday	11	124	26/Friday	460	27/Saturday	923	692	64	745	785		
	II	1/Monday	2	9/Tuesday	14	97	26/Friday	448	13/Saturday	902	685	69	749	765		
	I+II	2/Tuesday	2	13/Saturday	11	220	26/Friday	908	27/Saturday	1815	1377	133	1494	1550		
March	I	1/Tuesday	4	5/Saturday	17	101	9/Wednesday	628	19/Saturday	1046	780	69	842	871		
	II	1/Tuesday	2	19/Saturday	9	104	9/Wednesday	617	19/Saturday	993	772	77	844	864		
	I+II	1/Tuesday	4	8/Tuesday	15	187	9/Wednesday	1245	19/Saturday	2039	1552	146	1686	1734		
April	I	5/Tuesday	4	29/Friday	19	90	7/Thursday	743	30/Saturday	1071	805	93	870	954		
	II	1/Friday	2	30/Saturday	14	96	18/Monday	757	30/Saturday	1122	831	99	923	944		
	I+II	6/Wednesday	3	29/Friday	19	167	18/Monday	1512	30/Saturday	2193	1636	192	1793	1898		
May	I	2/Monday	4	0	18	127	25/Wednesday	820	28/Saturday	1176	877	129	988	1038		
	II	2/Monday	3	0	15	119	3/Tuesday	863	28/Saturday	1161	887	126	1015	1012		
	I+II	16/Monday	2	0	15	195	22/Sunday	1788	28/Saturday	2337	1764	255	2002	2050		
June	I	1/Wednesday	2	0	19	125	8/Wednesday	831	18/Saturday	1225	896	129	1023	1029	1025	
	II	1/Wednesday	4	0	15	122	8/Wednesday	846	30/Thursday	1250	914	118	1037	1018	1032	
	I+II	1/Wednesday	4	0	19	193	8/Wednesday	1677	30/Thursday	2455	1810	247	2061	2047	2057	
July	I	1/Friday	2	0	17	355	1/Friday	1128	17/Sunday	1954	1383	175	1508	1665	1559	
	II	5/Tuesday	2	0	11	211	1/Friday	1189	16/Saturday	1910	1412	157	1527	1657	1569	
	I+II	5/Tuesday	2	0	17	407	1/Friday	2317	17/Sunday	3839	2795	332	3035	3322	3128	
August	I	15/Monday	4	0	19	295	30/Tuesday	1078	4/Thursday	1868	1382	158	1536	1553	1540	
	II	4/Thursday	3	0	14	208	30/Tuesday	1100	7/Sunday	1939	1407	159	1552	1611	1567	
	I+II	25/Thursday	2	0	19	363	30/Tuesday	2178	4/Thursday	3723	2789	318	3087	3164	3107	
September	I	1/Thursday	2	0	16	136	23/Friday	927	16/Friday	1237	970	99	1087	1019	1069	
	II	5/Monday	3	0	14	144	23/Friday	890	15/Thursday	1210	963	110	1093	1016	1073	
	I+II	20/Tuesday	4	0	14	223	23/Friday	1817	16/Friday	2437	1933	208	2181	2035	2142	
October	I	5/Wednesday	1	0	10	111	24/Monday	748	7/Friday	1277	885	79	950	994		
	II	4/Tuesday	3	0	13	121	24/Monday	756	7/Friday	1234	880	84	956	979		
	I+II	5/Wednesday	1	0	13	209	24/Monday	1504	7/Friday	2511	1765	163	1907	1973		
November	I	3/Thursday	2	0	15	138	27/Sunday	652	5/Saturday	1109	774	86	822	892		
	II	1/Thursday	2	0	14	130	27/Sunday	654	5/Saturday	1084	769	95	824	890		
	I+II	4/Friday	4	0	14	198	27/Sunday	1306	5/Saturday	2193	1542	181	1646	1781		
December	I	2/Friday	2	0	14	95	25/Sunday	625	9/Friday	1002	778	66	868	786		
	II	1/Thursday	3	0	14	141	25/Sunday	598	9/Friday	989	769	74	869	780		
	I+II	2/Friday	2	0	14	217	25/Sunday	1223	9/Friday	1991	1548	140	1738	1566		
Year	I	January 2/Saturday	5	0	17	355	February 26/Friday	460	July 17/Sunday	1954	912	103	1005	1032	1298	
	II	January 4/Monday	2	0	11	211	February 26/Friday	448	August 7/Sunday	1939	916	105	1017	1024	1310	
	I+II	January 13/Wednesday	2	0	17	407	February 26/Friday	908	July 17/Sunday	3839	1828	207	2022	2055	2608	

GODIŠNJA NERAVNOMJERNOST SAOBRAĆAJNOG TOKA TRAFFIC FLOW ANNUAL VARIATION

Automatski brojač broj - Automatic counter number
 Lokalizet - Location / Stacionaža - Mileage [km+m]
 Broj puta - Road number / Dionica - Section

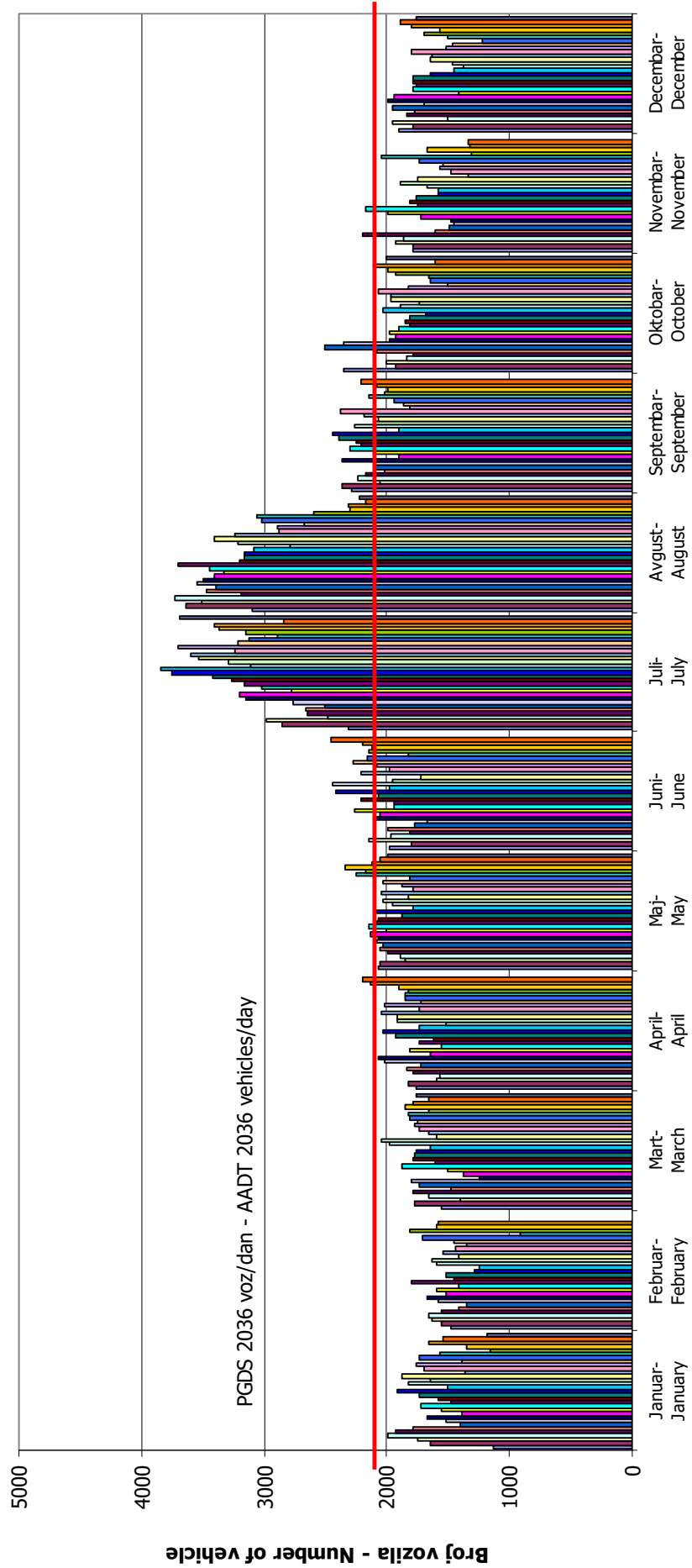
000046
 Aleksina Međa / 6+772,00
 M 20 (MI-109) / Duži - Aleksina Međa



**DNEVNA NERAVNOMJERNOST SAOBRAĆAJNOG TOKA
 TRAFFIC FLOW DAILY VARIATION**

Automatski brojač broj - Automatic counter number
 Lokalizet - Location / Stacionaža - Mileage [km+tm]
 Broj puta - Road number/ Dionica - Section

000046
 Aleksina Međa / 6+772,00
 M 20 (MI-109) / Duži - Aleksina Međa

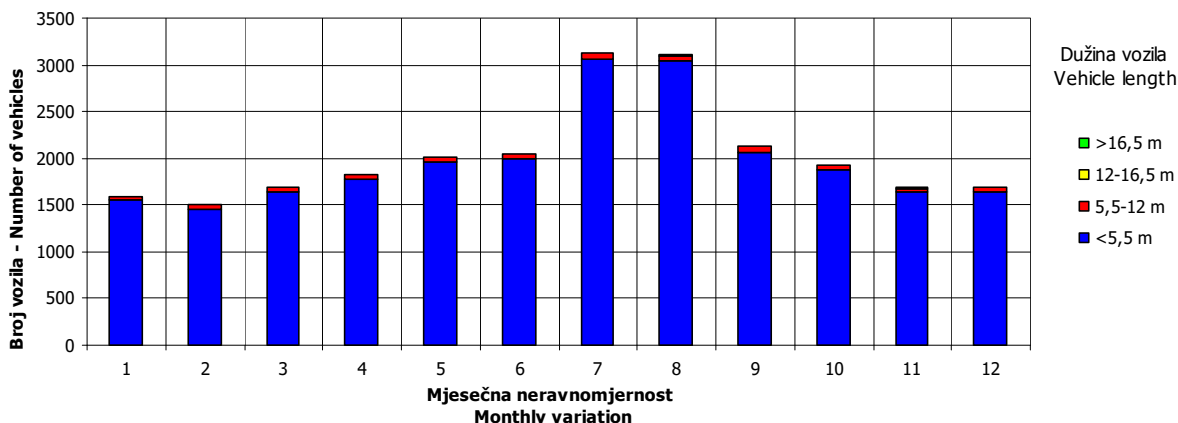
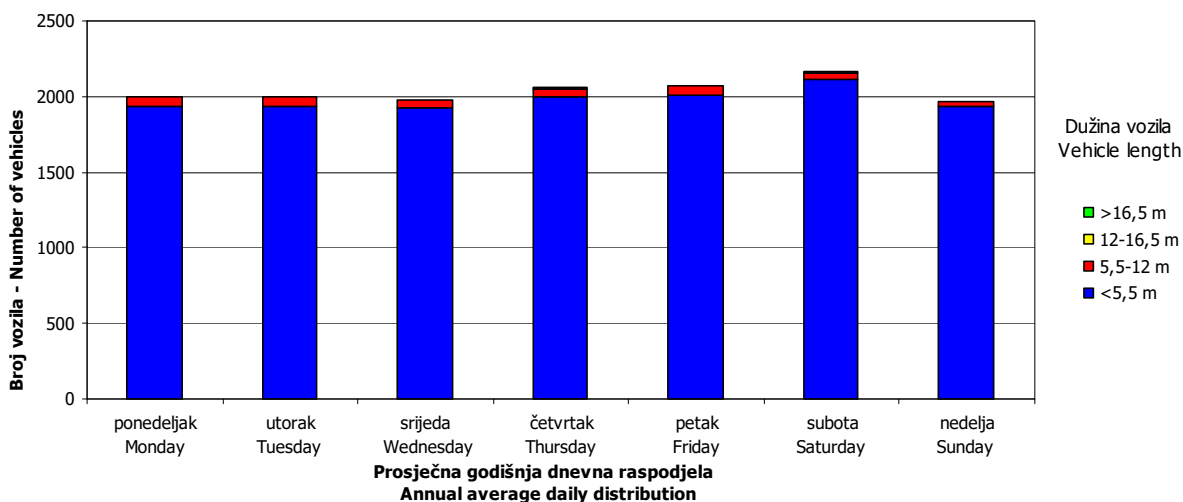
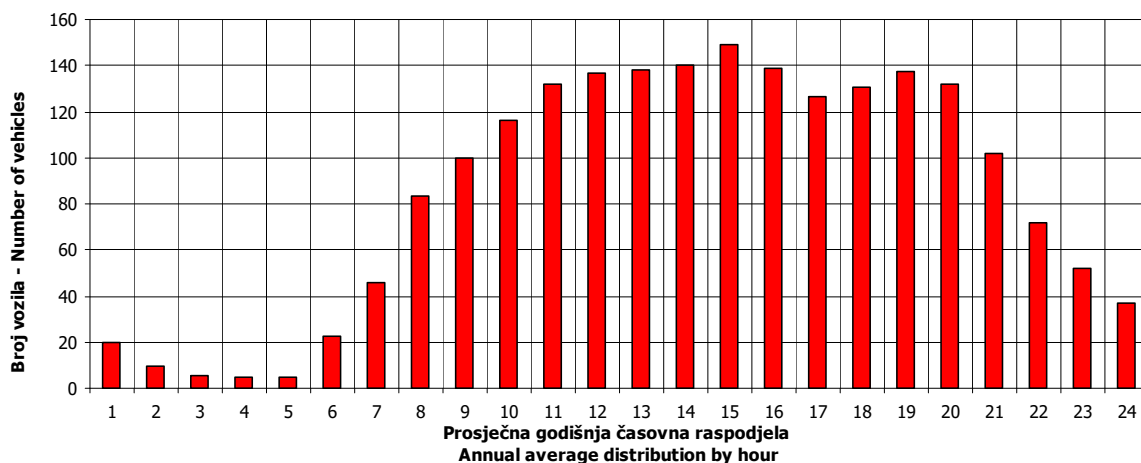


VREMENSKA RASPODJELA SAOBRAĆAJNOG TOKA TRAFFIC FLOW TIME DISTRIBUTION

Automatski brojač broj - Automatic counter number
 Lokalizet - Location / Stacionaža - Mileage [km+m]
 Broj puta - Road number / Dionica - Section

000046
 Aleksina Međa / 6+772,00
 M 20 (MI-109) / Duži - Aleksina Međa

PGDS 2036 voz/dan AADT 2036 veh/day

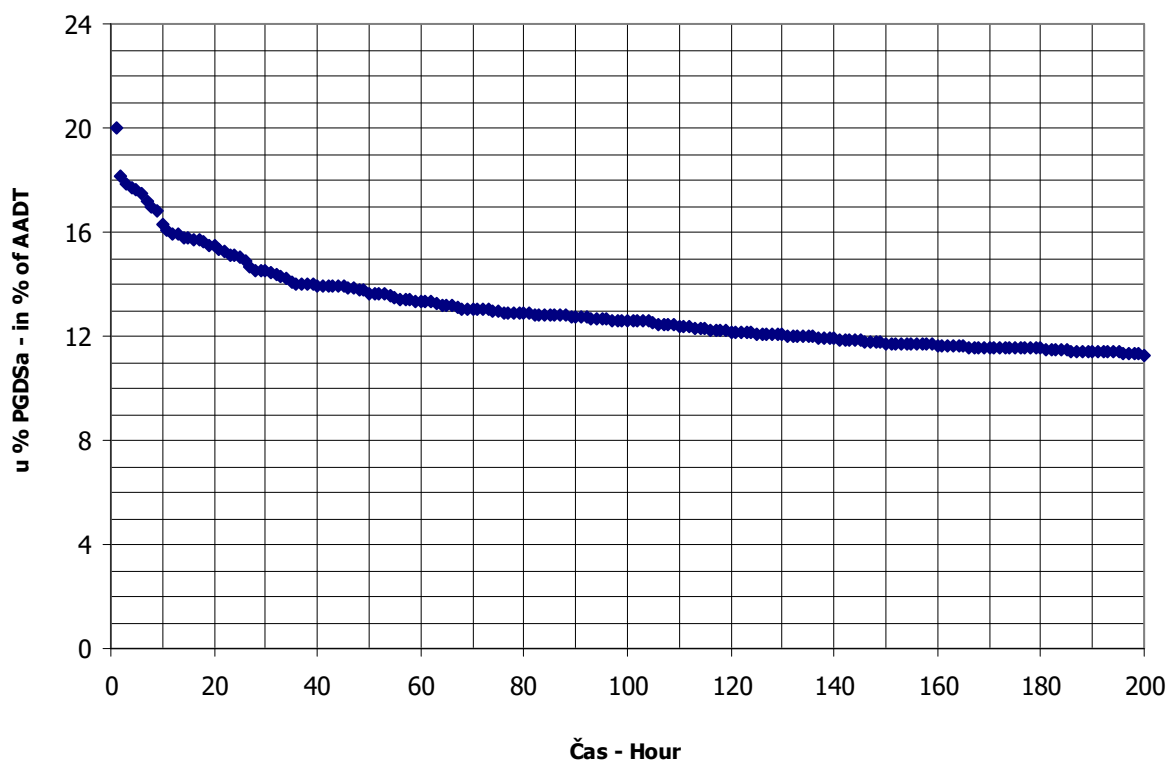


SATNA DISTRIBUCIJA SAOBRAĆAJNOG TOKA TRAFFIC FLOW HOURLY DISTRIBUTION

Automatski brojač broj - Automatic counter number
 Lokalitet - Location / Stacionaža - Mileage [km+m]
 Broj puta - Road number / Dionica - Section

000046
 Aleksina Međa / 6+772,00
 M 20 (MI-109) / Duži - Aleksina Međa

PGDS - AADT	2036 voz/dan - veh/day								
	Čas - Hour	Maksimalni vršni sat - Maximum peak hour	10	20	30	40	50	100	200
Sat u danu - Hour of day	17	19	18	19	18	18	18	18	19
Sat u godini - Hour in year	4770	5396	5587	5300	5179	5059	5515	4508	
Dan - Day of week	nedelja - Sunday	petak - Friday	subota - Saturday	ponedeljak - Monday	srijeda - Wednesday	petak - Friday	srijeda - Wednesday	srijeda - Wednesday	
Datum - Date	17	12	20	8	3	29	17	6	
Mjesec - Month	juli - July	avgust - August	avgust - August	avgust - August	avgust - August	juli - July	avgust - August	juli - July	
Vrijednost - Value	407	332	315	295	284	278	257	230	
% - percent	19.99	16.30	15.47	14.49	13.95	13.65	12.62	11.30	



BROJANJE VOZILA NA MREŽI PUTEVA U REPUBLICI SRPSKOJ – 2016. GODINA
VEHICLE COUNTING ON THE ROAD NETWORK OF THE REPUBLIC OF SRPSKA – YEAR 2016

MJESEČNI BROJ VOZILA
MONTHLY NUMBER OF VEHICLES

Automatski brojač broj - Automatic counter number
 Lokalizet - Location / Stacionaža - Mileage [km+m]
 Broj puta - Road number / Dionica - Section

000047
 Lastva / 11+004,00
 M 6 (MI-118) / Trebinje 2 - Župa

	Mjesec - Month											
	Januar- January	Februar- February	Mart- March	April- April	Maj- May	Jun- June	Juli- July	August- August	Septembar- September	Oktober- October	Novembar- November	Decembar- December
1	621	733	797	875	1008	936	1073	1488	1138	1209	855	729
2	953	811	862	1021	991	1002	1034	1370	1234	1090	754	794
3	754	720	810	878	1007	1021	1132	1265	1307	979	1054	858
4	939	792	830	948	1088	1109	1157	1432	1104	872	976	825
5	970	793	854	993	1216	1104	1082	1345	1121	917	1007	834
6	764	788	872	956	1155	1208	1197	1633	1033	1022	1003	773
7	671	680	844	1001	1054	1126	1176	1613	1049	1093	811	824
8	938	761	882	1026	1024	1098	1271	1410	1182	1128	725	912
9	854	727	778	1006	1014	1147	1380	1383	1137	997	699	827
10	747	661	812	880	1049	1207	1282	1333	1196	913	886	879
11	803	723	855	879	1160	1212	1335	1395	1165	963	977	776
12	802	679	907	875	1140	1125	1225	1468	1080	869	1028	832
13	815	718	878	823	1186	1079	1193	1528	1062	885	1015	765
14	767	794	876	970	882	1086	1388	1366	1143	1014	934	790
15	827	838	918	959	996	1089	1424	1351	1211	856	932	839
16	862	723	946	1008	1169	1111	1847	1388	1196	820	862	878
17	727	699	983	1032	979	1139	1748	1377	1180	917	909	786
18	888	726	1026	922	1059	1101	1345	1267	1229	906	1032	1091
19	1032	806	916	910	1064	1098	1388	1494	1041	878	1020	1229
20	1285	719	974	996	1146	931	1437	1472	1133	903	1161	896
21	698	804	872	1111	1087	1177	1434	1358	1003	1008	745	950
22	834	768	862	1200	1095	962	1344	1285	1093	1077	744	798
23	796	687	868	995	1105	1136	1474	1226	1190	1167	779	804
24	726	743	955	981	1309	1173	1601	1339	975	784	771	867
25	787	406	1018	1065	1011	1037	1301	1378	1031	903	876	734
26	759	877	997	959	1053	1168	1302	1363	1008	953	905	761
27	648	1395	1005	1107	1168	1095	1268	1471	977	952	830	820
28	624	1144	949	1152	1038	1063	1341	1437	1022	1056	857	938
29	680	780	1051	1214	1105	1030	1446	1136	1003	1070	700	992
30	742		1000	1055	913	1165	1647	1080	1118	1053	711	962
31	642		985		977		1504	1126		946		862
Ukupno- Total	24953	22471	28155	29783	33248	32912	41784	42580	33351	30182	26548	26621
Prosje- Average	805	775	908	993	1073	1097	1348	1374	1112	974	885	859
Godišnji prosjek (PGDS) - Annual average (AADT)												1018

BROJANJE VOZILA NA MREŽI PUTEVA U REPUBLICI SRPSKOJ – 2016. GODINA
VEHICLE COUNTING ON THE ROAD NETWORK OF THE REPUBLIC OF SRPSKA – YEAR 2016

STRUKTURA SAOBRAĆAJNOG TOKA
TRAFFIC FLOW COMPOSITION

Automatski brojač broj - Automatic counter number
 Lokalizet - Location / Stacionaža - Mileage [km+m]
 Broj puta - Road number / Dionica - Section

000047
 Lastva / 11+004,00
 M 6 (MI-118) / Trebinje 2 - Župa

Mjesec- Month	Smjer- Direction	Dužina vozila - Vehicle length								Ukupno- Total
		< 5,5 m	(%)	5,5 - 12 m	(%)	12 - 16,5 m	(%)	< 16,5 m	(%)	
Januar - January	I	11611	92.5	507	4.0	430	3.4	3	0.0	12551
	II	11459	92.4	508	4.1	431	3.5	4	0.0	12402
	ukupno - total	23070	92.5	1014	4.1	862	3.5	7	0.0	24953
Februar - February	I	10101	89.8	624	5.5	516	4.6	7	0.1	11248
	II	10056	89.6	652	5.8	512	4.6	3	0.0	11223
	ukupno - total	20157	89.7	1276	5.7	1027	4.6	10	0.0	22471
Mart - March	I	12531	88.9	778	5.5	774	5.5	14	0.1	14097
	II	12589	89.5	779	5.5	688	4.9	3	0.0	14059
	ukupno - total	25120	89.2	1556	5.5	1462	5.2	17	0.1	28155
April - April	I	13381	89.8	759	5.1	750	5.0	6	0.0	14895
	II	13498	90.7	719	4.8	669	4.5	1	0.0	14887
	ukupno - total	26879	90.2	1478	5.0	1419	4.8	7	0.0	29783
Maj - May	I	15010	90.6	791	4.8	749	4.5	10	0.1	16559
	II	15291	91.6	743	4.4	655	3.9	1	0.0	16689
	ukupno - total	30300	91.1	1533	4.6	1404	4.2	11	0.0	33248
Juni - June	I	14846	90.5	819	5.0	735	4.5	10	0.1	16410
	II	15011	91.0	805	4.9	680	4.1	6	0.0	16502
	ukupno - total	29857	90.7	1623	4.9	1416	4.3	16	0.0	32912
Juli - July	I	19172	91.9	921	4.4	756	3.6	7	0.0	20855
	II	19257	92.0	839	4.0	826	3.9	7	0.0	20929
	ukupno - total	38429	92.0	1760	4.2	1581	3.8	14	0.0	41784
Avgust - August	I	19107	92.1	905	4.4	712	3.4	12	0.1	20736
	II	20316	93.0	849	3.9	669	3.1	10	0.0	21844
	ukupno - total	39422	92.6	1754	4.1	1382	3.2	22	0.1	42580
Septembar - September	I	14911	90.3	839	5.1	757	4.6	9	0.1	16516
	II	15338	91.1	845	5.0	648	3.9	4	0.0	16835
	ukupno - total	30249	90.7	1684	5.0	1405	4.2	13	0.0	33351
Oktobar - October	I	13635	90.2	795	5.3	675	4.5	9	0.1	15114
	II	13690	90.9	782	5.2	593	3.9	3	0.0	15068
	ukupno - total	27325	90.5	1576	5.2	1268	4.2	12	0.0	30182
Novembar - November	I	11898	89.4	739	5.6	663	5.0	8	0.1	13309
	II	11959	90.3	660	5.0	616	4.7	3	0.0	13239
	ukupno - total	23858	89.9	1400	5.3	1279	4.8	11	0.0	26548
Decembar - December	I	12049	90.4	686	5.1	591	4.4	6	0.0	13332
	II	12009	90.4	680	5.1	595	4.5	5	0.0	13289
	ukupno - total	24057	90.4	1367	5.1	1186	4.5	11	0.0	26621
Ukupno (godišnje) - Total (annual)	I	168253	90.6	9162	4.9	8107	4.4	101	0.1	185623
	II	170471	91.2	8860	4.7	7584	4.1	50	0.0	186965
	ukupno - total	338724	90.9	18022	4.8	15691	4.2	152	0.0	372588
Prosjeak (PGDS) - Average (AADT)	I	460	90.6	25	4.9	22	4.4	0	0.1	507
	II	466	91.2	24	4.7	21	4.1	0	0.0	511
	ukupno - total	925	90.9	49	4.8	43	4.2	0	0.0	1018

BRONANJE VOZILA NA MREŽI PUTEVA U REPUBLICI SRPSKOJ – 2016. GODINA
VEHICLE COUNTING ON THE ROAD NETWORK OF THE REPUBLIC OF SRPSKA – YEAR 2016

SAOBRAĆAJNI POKAZATELJI

Automatski brojač broj
 Lokalizet / Stacionaža [km+m]
 Broj puta / Dionica

000047

Lastva / 11+004,00

M 6 (MI-118) / Trebinje 2 - Župa

Mjesec	Snijer	minimalni čas			maksimalni čas			minimalni dan		maksimalni dan		dnevni prosjek (05-21 h)	noćni prosjek (21-05 h)	prosijek radnim danom	prosijek vikendom	ljetni prosjek
		datum/dan	čas	voz/h	datum/dan	čas	voz/h	datum/dan	voz/dan							
Januar	I	nedjelja/3.	4	0	petak/8.	11	78	petak/1.	291	srijeda/20.	638	357	48	422	381	
	II	ponedjeljak/4.	2	0	srijeda/20.	10	67	četvrtak/28.	307	srijeda/20.	647	361	39	416	377	
	I+II	petak/8.	1	0	srijeda/20.	16	129	petak/1.	621	srijeda/20.	1285	718	87	839	758	
Februar	I	ponedjeljak/1.	2	0	subota/27.	10	75	četvrtak/25.	221	subota/27.	697	347	41	369	440	
	II	ponedjeljak/1.	2	0	nedjelja/28.	15	93	četvrtak/27.	185	subota/27.	698	352	35	367	441	
	I+II	ponedjeljak/1.	2	0	subota/27.	12	139	četvrtak/25.	406	subota/27.	1395	699	77	736	880	
Mart	I	utorak/1.	1	0	četvrtak/17.	15	69	srijeda/9.	390	utorak/29.	527	408	47	453	463	
	II	utorak/1.	1	0	subota/26.	19	54	srijeda/9.	388	utorak/29.	524	415	39	450	463	
	I+II	utorak/1.	1	0	četvrtak/17.	15	91	srijeda/9.	778	utorak/29.	1051	823	86	903	925	
April	I	ponedjeljak/4.	3	0	ponedjeljak/25.	16	72	srijeda/13.	405	petak/29.	579	435	62	498	494	
	II	nedjelja/3.	2	0	četvrtak/28.	17	88	srijeda/13.	418	petak/29.	635	446	51	489	513	
	I+II	četvrtak/14.	2	0	ponedjeljak/25.	16	109	srijeda/13.	823	petak/29.	1214	881	113	986	1007	
Maj	I	ponedjeljak/2.	2	0	ponedjeljak/16.	15	82	subota/14.	440	utorak/24.	651	467	67	542	520	
	II	ponedjeljak/2.	1	0	utorak/24.	16	68	subota/14.	442	utorak/24.	658	477	61	556	507	
	I+II	ponedjeljak/2.	2	0	ponedjeljak/16.	14	120	subota/14.	882	utorak/24.	1309	945	128	1098	1027	
Juni	I	srijeda/1.	1	0	utorak/21.	15	87	srijeda/1.	460	ponedjeljak/6.	609	477	70	544	558	547
	II	srijeda/1.	1	0	subota/11.	20	64	ponedjeljak/20.	462	petak/10.	622	471	80	546	561	550
	I+II	srijeda/1.	1	0	utorak/21.	15	115	ponedjeljak/20.	931	subota/11.	1212	948	150	1090	1119	1098
Juli	I	petak/8.	4	0	nedjelja/17.	10	99	petak/1.	523	subota/16.	922	574	99	644	734	675
	II	nedjelja/3.	2	0	subota/30.	13	104	subota/2.	509	subota/16.	925	568	107	648	731	675
	I+II	srijeda/13.	2	1	nedjelja/17.	10	143	subota/2.	1034	subota/16.	1847	1142	206	1292	1465	1348
Avgust	I	petak/5.	4	0	subota/6.	10	68	utorak/30.	534	subota/6.	812	573	96	653	716	669
	II	ponedjeljak/1.	3	0	subota/6.	14	80	utorak/30.	546	nedjelja/7.	841	602	102	682	769	704
	I+II	ponedjeljak/1.	3	1	petak/12.	19	131	utorak/30.	1080	subota/6.	1633	1175	198	1335	1485	1373
Septembar	I	ponedjeljak/12.	1	0	srijeda/14.	14	63	utorak/27.	470	subota/3.	639	481	70	545	566	551
	II	petak/2.	2	0	nedjelja/18.	18	88	ponedjeljak/26.	491	subota/3.	668	502	59	553	582	561
	I+II	ponedjeljak/12.	2	0	nedjelja/18.	18	137	subota/24.	975	subota/3.	1307	983	129	1099	1148	1112
Oktobar	I	nedjelja/2.	4	0	nedjelja/23.	13	57	ponedjeljak/24.	396	subota/1.	598	434	54	469	526	
	II	nedjelja/2.	1	0	nedjelja/23.	16	64	ponedjeljak/24.	388	subota/1.	611	441	46	470	520	
	I+II	četvrtak/13.	2	0	nedjelja/23.	16	111	ponedjeljak/24.	784	subota/1.	1209	875	99	940	1047	
Novembar	I	utorak/1.	1	0	nedjelja/20.	10	75	srijeda/9.	342	nedjelja/20.	587	396	55	427	485	
	II	utorak/1.	4	0	nedjelja/20.	16	72	utorak/29.	342	nedjelja/20.	574	401	53	423	483	
	I+II	ponedjeljak/7.	1	0	nedjelja/20.	16	121	srijeda/9.	699	nedjelja/20.	1161	797	108	850	968	
Decembar	I	subota/3.	3	0	ponedjeljak/19.	13	105	četvrtak/1.	358	ponedjeljak/19.	613	387	43	431	430	
	II	četvrtak/1.	1	0	ponedjeljak/19.	15	125	nedjelja/25.	361	ponedjeljak/19.	616	390	38	431	423	
	I+II	srijeda/7.	1	0	ponedjeljak/19.	13	168	četvrtak/1.	729	ponedjeljak/19.	1229	777	81	861	853	
Godina	I	nedjelja/3.1.	4	0	ponedjeljak/19.12.	13	105	četvrtak/25.2.	221	subota/16.7.	922	445	63	500	526	610
	II	ponedjeljak/4.1.	2	0	ponedjeljak/19.12.	15	125	četvrtak/25.2.	185	subota/16.7.	925	452	59	503	531	623
	I+II	petak/8.1.	1	0	ponedjeljak/19.12.	13	168	četvrtak/25.2.	406	subota/16.7.	1847	897	122	1002	1057	1233

BROJANJE VOZILA NA MREŽI PUTEVA U REPUBLICI SRPSKOJ – 2016. GODINA
VEHICLE COUNTING ON THE ROAD NETWORK OF THE REPUBLIC OF SRPSKA – YEAR 2016

TRAFFIC PARAMETERS

Automatic counter number
 Location / Mileage [km+m]
 Road number / Section

000047

Lastva / 11+004,00

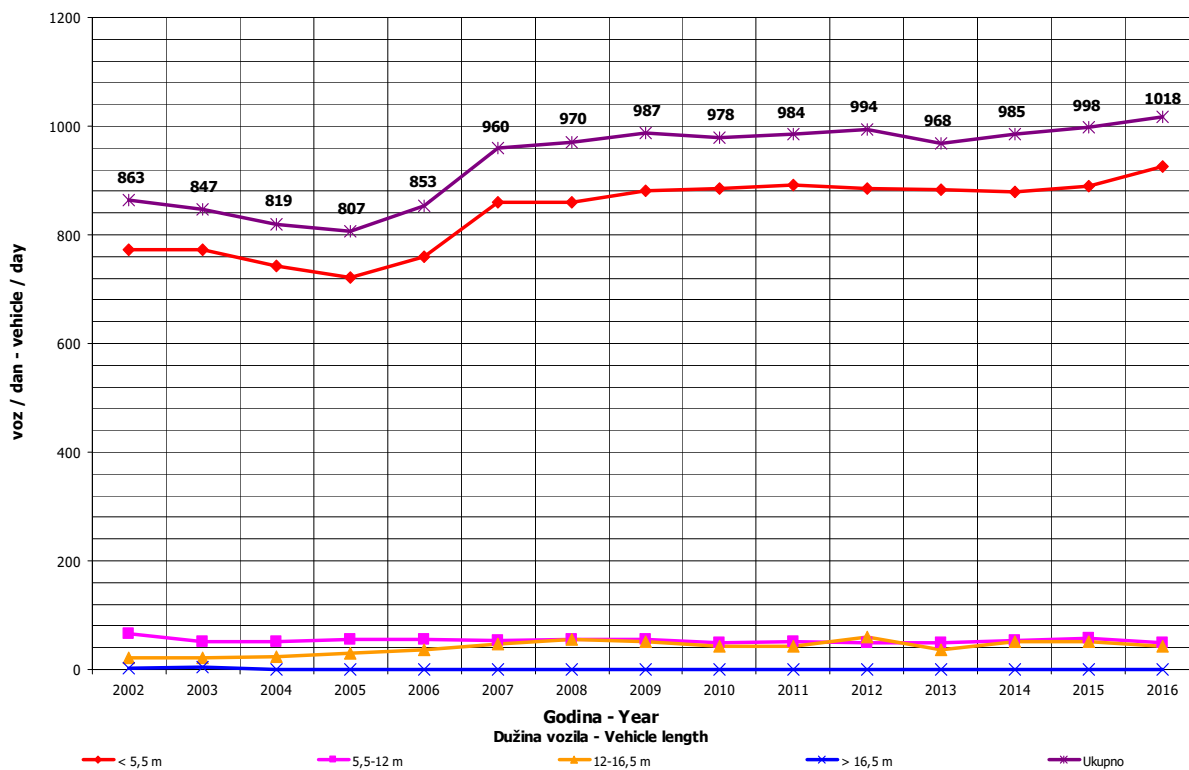
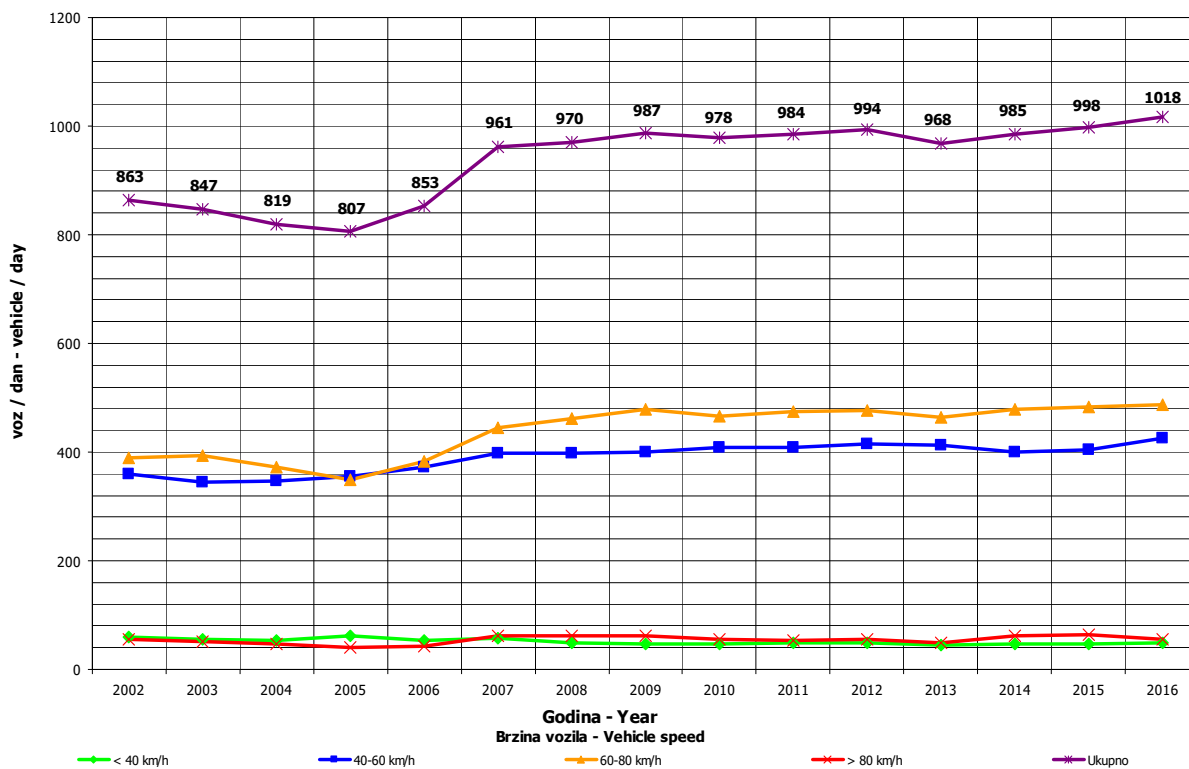
M 6 (MI-118) / Trebinje 2 - Župa

Month	Direction	minimum hour		maximum hour		veh/h	minimum day		maximum day		veh/day	day time average (5-21 h)	night average (21-05 h)	working day average	weekend average	summer average
		date/day	hour	date/day	hour		date/day	veh/day								
January	I	3/Sunday	4	8/Friday	11	78	1/Friday	291	20/Wednesday	638	357	48	422	381		
	II	4/Monday	2	20/Wednesday	10	67	28/Thursday	307	20/Wednesday	647	361	39	416	377		
	I+II	8/Friday	1	20/Wednesday	16	129	1/Friday	621	20/Wednesday	1285	718	87	839	758		
February	I	1/Monday	2	27/Saturday	10	75	25/Thursday	221	27/Saturday	697	347	41	369	440		
	II	1/Monday	2	28/Sunday	15	93	25/Thursday	185	27/Saturday	698	352	35	367	441		
	I+II	1/Monday	2	27/Saturday	12	139	25/Thursday	406	27/Saturday	1395	699	77	736	880		
March	I	1/Tuesday	1	17/Thursday	15	69	9/Wednesday	390	29/Tuesday	527	408	47	453	463		
	II	1/Tuesday	1	26/Saturday	19	54	9/Wednesday	388	29/Tuesday	524	415	39	450	463		
	I+II	1/Tuesday	1	17/Thursday	15	91	9/Wednesday	778	29/Tuesday	1051	823	86	903	925		
April	I	4/Monday	3	25/Monday	16	72	13/Wednesday	405	29/Friday	579	435	62	498	494		
	II	3/Sunday	2	28/Thursday	17	88	13/Wednesday	418	29/Friday	635	446	51	489	513		
	I+II	14/Thursday	2	25/Monday	16	109	13/Wednesday	823	29/Friday	1214	881	113	986	1007		
May	I	2/Monday	2	16/Monday	15	82	14/Saturday	440	24/Tuesday	651	467	67	542	520		
	II	2/Monday	1	24/Tuesday	16	68	14/Saturday	442	24/Tuesday	658	477	61	556	507		
	I+II	2/Monday	2	16/Monday	14	120	14/Saturday	882	24/Tuesday	1309	945	128	1098	1027		
June	I	1/Wednesday	1	21/Tuesday	15	87	1/Wednesday	460	6/Monday	609	477	70	544	558	547	
	II	1/Wednesday	1	11/Saturday	20	64	20/Monday	462	10/Friday	622	471	80	546	561	550	
	I+II	1/Wednesday	1	21/Tuesday	15	115	20/Monday	931	11/Saturday	1212	948	150	1090	1119	1098	
July	I	8/Friday	4	17/Sunday	10	99	1/Friday	523	16/Saturday	922	574	99	644	734	675	
	II	3/Sunday	2	30/Saturday	13	104	2/Saturday	509	16/Saturday	925	568	107	648	731	675	
	I+II	13/Wednesday	2	17/Sunday	10	143	2/Saturday	1034	16/Saturday	1847	1142	206	1292	1465	1348	
August	I	5/Friday	4	6/Saturday	10	68	30/Tuesday	534	6/Saturday	812	573	96	653	716	669	
	II	1/Monday	3	6/Saturday	14	80	30/Tuesday	546	7/Sunday	841	602	102	682	769	704	
	I+II	1/Monday	3	12/Friday	19	131	30/Tuesday	1080	6/Saturday	1633	1175	198	1335	1485	1373	
September	I	12/Monday	1	14/Wednesday	14	63	27/Tuesday	470	3/Saturday	639	481	70	545	566	551	
	II	2/Friday	1	18/Sunday	18	88	26/Monday	491	3/Saturday	668	502	59	553	582	561	
	I+II	12/Monday	2	18/Sunday	18	137	24/Saturday	975	3/Saturday	1307	983	129	1099	1148	1112	
October	I	2/Sunday	4	23/Sunday	13	57	24/Monday	396	1/Saturday	598	434	54	469	526		
	II	2/Sunday	1	23/Sunday	16	64	24/Monday	388	1/Saturday	611	441	46	470	520		
	I+II	13/Thursday	2	23/Sunday	16	111	24/Monday	784	1/Saturday	1209	875	99	940	1047		
November	I	1/Tuesday	1	20/Sunday	10	75	9/Wednesday	342	20/Sunday	587	396	55	427	485		
	II	1/Tuesday	4	20/Sunday	16	72	29/Tuesday	342	20/Sunday	574	401	53	423	483		
	I+II	7/Monday	1	20/Sunday	16	121	9/Wednesday	699	20/Sunday	1161	797	108	850	968		
December	I	3/Saturday	3	19/Monday	13	105	1/Thursday	358	19/Monday	613	387	43	431	430		
	II	1/Thursday	1	19/Monday	15	125	25/Sunday	361	19/Monday	616	390	38	431	423		
	I+II	7/Wednesday	1	19/Monday	13	168	1/Thursday	729	19/Monday	1229	777	81	861	853		
Year	I	January 3/Monday	4	December 19/Monday	13	105	February 25/Thursday	221	July 16/Saturday	922	445	63	500	526	610	
	II	January 4/Monday	2	December 19/Monday	15	125	February 25/Thursday	185	July 16/Saturday	925	452	59	503	531	623	
	I+II	January 8/Friday	1	December 19/Monday	13	168	February 25/Thursday	406	July 16/Saturday	1847	897	122	1002	1057	1233	

GODIŠNJA NERAVNOMJERNOST SAOBRAĆAJNOG TOKA TRAFFIC FLOW ANNUAL VARIATION

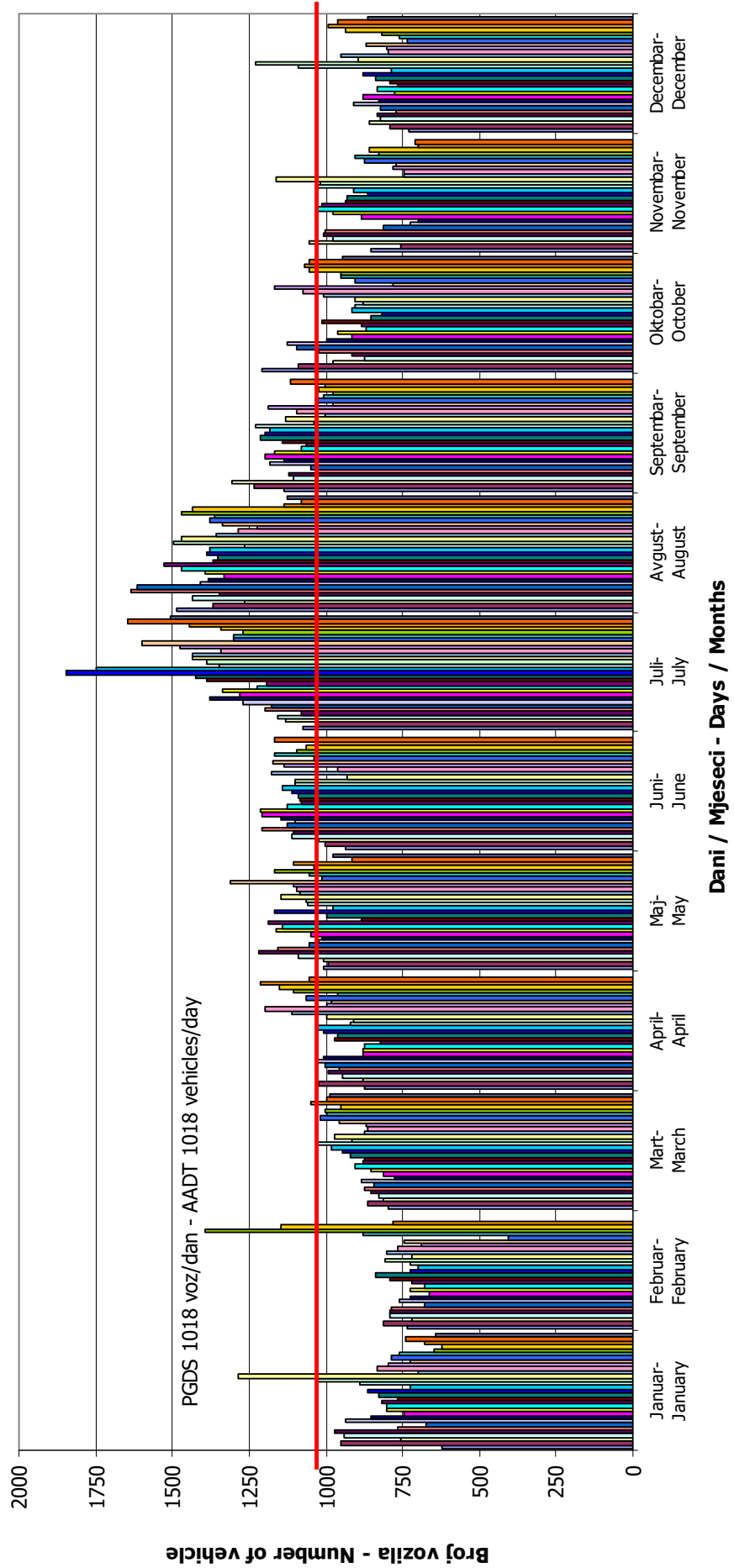
Automatski brojač broj - Automatic counter number
 Lokalizet - Location / Stacionaža - Mileage [km+m]
 Broj puta - Road number / Dionica - Section

000047
 Lastva / 11+004,00
 M 6 (MI-118) / Trebinje 2 - Župa



**DNEVNA NERAVNOMJERNOST SAOBRAĆAJNOG TOKA
 TRAFFIC FLOW DAILY VARIATION**

Automatski brojač broj - Automatic counter number 000047
 Lokalizet - Location / Stacionaža - Mileage [km+tm] Lastva / 11+004,00
 Broj puta - Road number/ Dionica - Section M 6 (MI-118) / Trebinje 2 - Župa

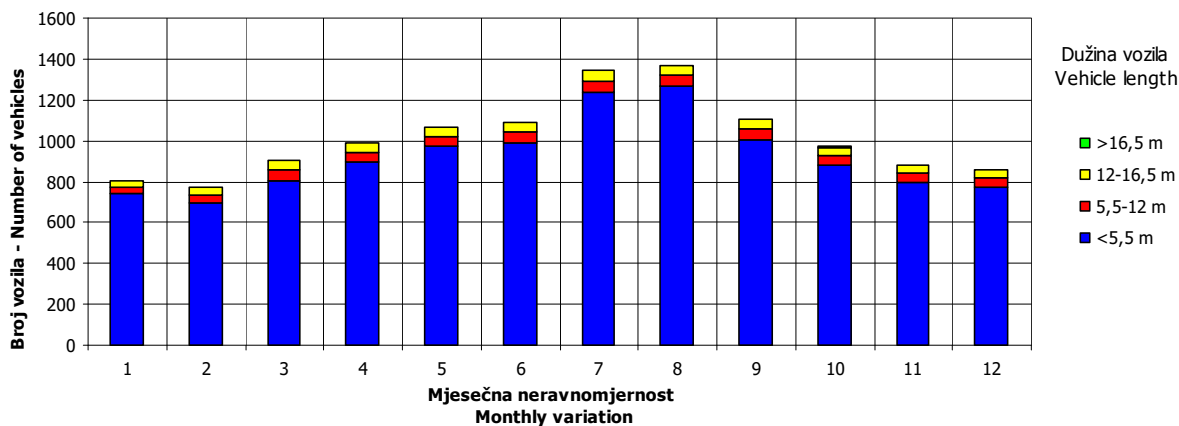
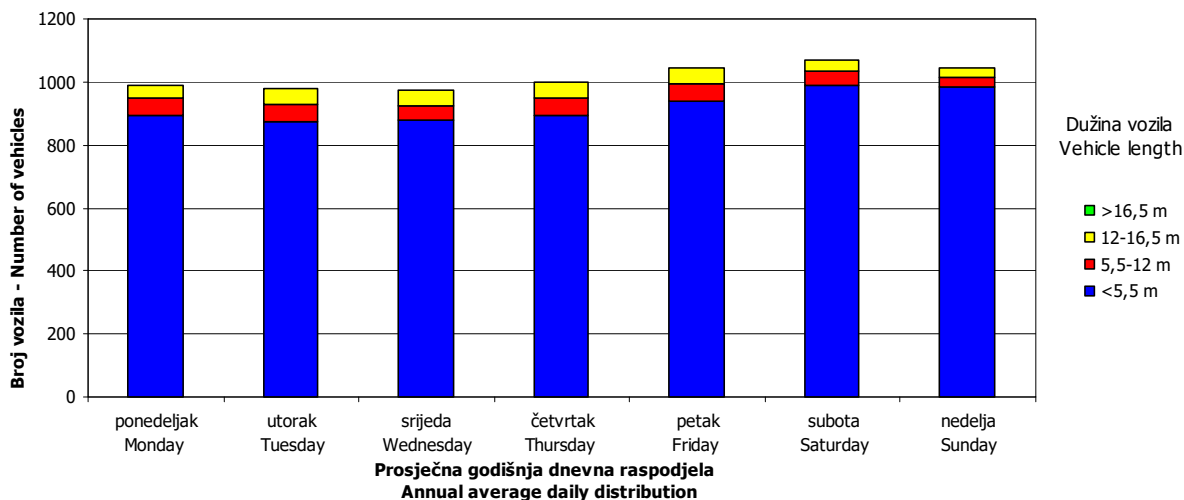
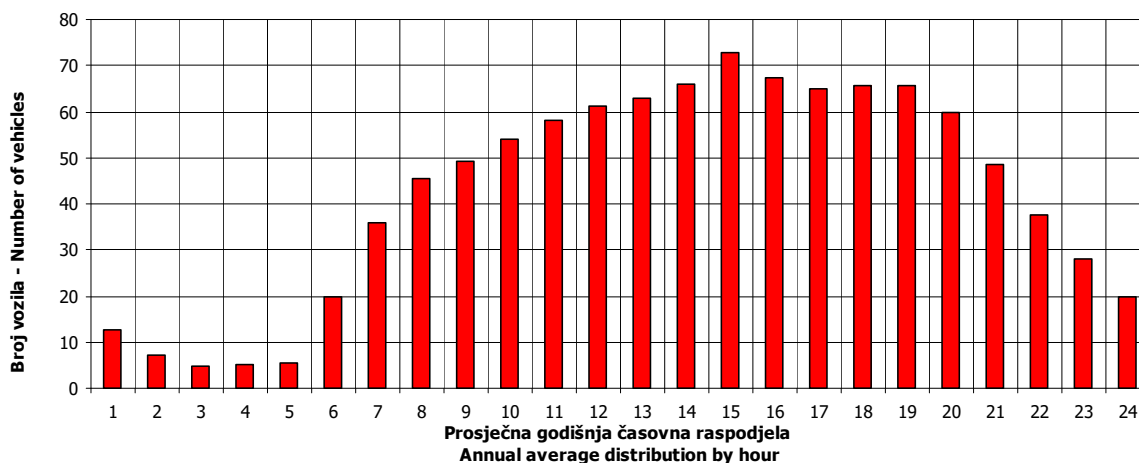


VREMENSKA RASPODJELA SAOBRAĆAJNOG TOKA TRAFFIC FLOW TIME DISTRIBUTION

Automatski brojač broj - Automatic counter number
 Lokalizet - Location / Stacionaža - Mileage [km+m]
 Broj puta - Road number / Dionica - Section

000047
 Lastva / 11+004,00
 M 6 (MI-118) / Trebinje 2 - Župa

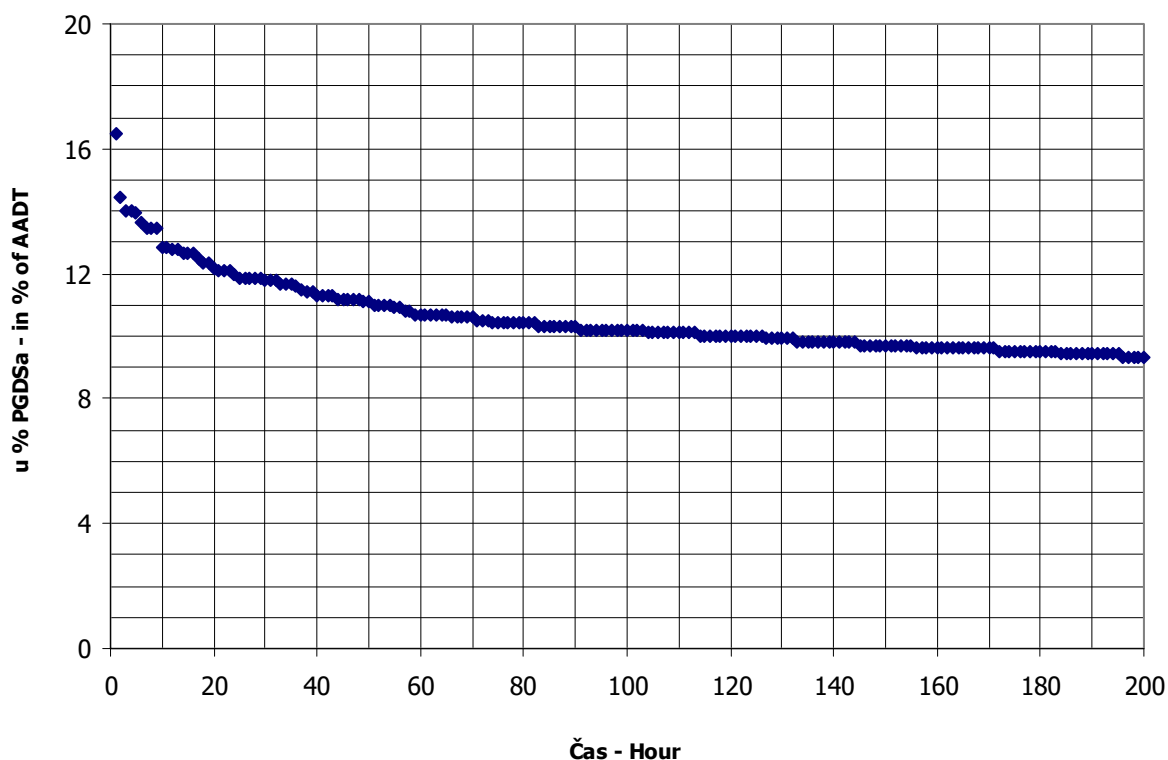
PGDS 1018 voz/dan AADT 1018 veh/day



SATNA DISTRIBUCIJA SAOBRAĆAJNOG TOKA
TRAFFIC FLOW HOURLY DISTRIBUTION

Automatski brojač broj - Automatic counter number 000047
 Lokalitet - Location / Stacionaža - Mileage [km+m] Lastva / 11+004,00
 Broj puta - Road number / Dionica - Section M 6 (MI-118) / Trebinje 2 - Župa

PGDS - AADT	1018 voz/dan - veh/day							
Čas - Hour	Maksimalni vršni sat - Maximum peak hour	10	20	30	40	50	100	200
Sat u danu - Hour of day	13	19	12	14	11	11	19	14
Sat u godini - Hour in year	8486	5396	1405	3279	1404	5076	5564	3783
Dan - Day of week	ponedeljak - Monday	petak - Friday	nedelja - Sunday	ponedeljak - Monday	nedelja - Sunday	subota - Saturday	petak - Friday	ponedeljak - Monday
Datum - Date	19	12	28	16	28	30	19	6
Mjesec - Month	decembar - December	avgust - August	februar - February	maj - May	februar - February	juli - July	avgust - August	juni - June
Vrijednost - Value	168	131	124	120	115	113	104	95
% - percent	16.50	12.86	12.18	11.78	11.29	11.10	10.21	9.33



AUTOMATSKI BROJAČ UNIŠTEN
AUTOMATIC COUNTER DESTROYED

BROJANJE VOZILA NA MREŽI PUTEVA U REPUBLICI SRPSKOJ – 2016. GODINA
VEHICLE COUNTING ON THE ROAD NETWORK OF THE REPUBLIC OF SRPSKA – YEAR 2016

MJESEČNI BROJ VOZILA
MONTHLY NUMBER OF VEHICLES

Automatski brojač broj - Automatic counter number
 Lokalitet - Location / Stacionaža - Mileage [km+m]
 Broj puta - Road number / Dionica - Section

000049
 Trn / 5+697,00
 M 16 (MI-101) / Klašnice 2 - Šargovac

	Mjesec - Month											
	Januar- January	Februar- February	Mart- March	April- April	Maj- May	Jun- June	Jul- July	August- August	Septembar- September	Oktober- October	Novembar- November	Decembar- December
1	7365	10830	12060	10765	10657	13237	14856	15192	14298	14294	14587	13669
2	9689	11016	12805	11610	11381	14259	13441	14454	15810	10969	13837	14315
3	9766	11287	12044	9374	14298	15634	12373	14608	13470	14637	13725	12077
4	13362	11348	13277	13913	14852	13955	13924	15040	13012	13814	15206	10482
5	13604	12475	11893	15179	14094	12783	13382	15781	14555	14777	14430	13539
6	9499	10095	9589	14518	13821	13506	13217	15098	14144	14361	12155	12990
7	6018	7020	12271	14003	13850	12973	13046	13517	14015	15874	14575	13214
8	10487	10983	11909	14831	10924	13399	12345	15108	13802	14427	13006	13031
9	9745	11092	10580	13508	13485	13579	12518	14625	14850	12715	14017	14681
10	9972	10428	10028	10768	13811	14135	11820	14635	13180	14196	13838	12506
11	12604	10035	12354	13272	14112	12576	12760	14858	11531	14534	14685	9703
12	9730	11017	11239	13003	14673	10904	13474	15859	14214	15069	13509	13292
13	12512	7912	9143	13320	15065	13482	15634	14963	14066	15103	10623	13199
14	10855	7657	12575	13284	13779	13434	13896	13891	14188	15242	13962	12295
15	12759	11313	12709	14270	10765	13578	15018	15096	14086	13371	13845	12740
16	11004	11571	12945	12984	13777	13942	13809	14448	15744	13201	13422	13645
17	8516	12204	13187	10386	13823	14439	11879	14362	13854	14566	13905	11997
18	12305	11638	13904	13080	13678	13051	13665	15286	10859	14641	14681	8749
19	12238	12774	12691	12953	13938	10366	13703	14906	14258	14547	13363	11734
20	12632	10387	10143	13252	15171	13332	13238	14089	14469	14665	10664	9682
21	12246	8843	12908	13815	13450	12581	13890	12880	13956	16077	13830	10844
22	12454	11983	12871	14539	11245	12574	14676	14196	14467	14407	13712	11455
23	10324	12150	13009	13322	14416	14498	13750	13894	15683	11123	13711	12295
24	8128	12182	14020	10276	13977	15012	12676	14246	14268	14097	11600	8296
25	11854	12540	14533	12879	13270	13214	14641	13834	10780	14435	14837	7137
26	11652	13745	13014	13187	13357	11486	14767	14994	14893	14258	10857	10748
27	9660	12065	10415	13268	14362	13741	14109	13909	14196	14112	10587	13107
28	10123	9693	12949	14004	13316	14018	14362	13686	14124	15115	13526	12123
29	11776	12796	13763	15630	11141	13928	15723	15410	14369	13579	13835	13129
30	10077		13780	11961	12880	13999	14602	14552	16835	11209	13663	14105
31	6045		15386		13393		12840	14584		15341		14783
Ukupno- Total	328980	319033	383959	391139	414764	401623	424047	451984	421969	438755	402175	375545
Prosjek- Average	10612	11001	12386	13038	13379	13387	13679	14580	14066	14153	13406	12114
Godišnji prosjek (PGDS) - Annual average (AADT)												12989

BROJANJE VOZILA NA MREŽI PUTEVA U REPUBLICI SRPSKOJ – 2016. GODINA
VEHICLE COUNTING ON THE ROAD NETWORK OF THE REPUBLIC OF SRPSKA – YEAR 2016

STRUKTURA SAOBRAĆAJNOG TOKA
TRAFFIC FLOW COMPOSITION

Automatski brojač broj - Automatic counter number
 Lokalizet - Location / Stacionaža - Mileage [km+m]
 Broj puta - Road number / Dionica - Section

000049
 Trn / 5+697,00
 M 16 (MI-101) / Klašnice 2 - Šargovac

Mjesec - Month	Smjer - Direction	Dužina vozila - Vehicle length								Ukupno - Total
		< 5,5 m	(%)	5,5 - 12 m	(%)	12 - 16,5 m	(%)	< 16,5 m	(%)	
Januar - January	I	212544	95.7	8724	3.9	724	0.3	117	0.1	222110
	II	105851	99.0	916	0.9	43	0.0	60	0.1	106870
	ukupno - total	318395	96.8	9641	2.9	767	0.2	177	0.1	328980
Februar - February	I	205794	95.1	9569	4.4	876	0.4	101	0.0	216340
	II	101351	98.7	1164	1.1	90	0.1	88	0.1	102693
	ukupno - total	307145	96.3	10733	3.4	966	0.3	189	0.1	319033
Mart - March	I	247847	95.6	10630	4.1	750	0.3	86	0.0	259313
	II	122691	98.4	1502	1.2	190	0.2	263	0.2	124646
	ukupno - total	370538	96.5	12132	3.2	940	0.2	349	0.1	383959
April - April	I	255477	96.3	9355	3.5	491	0.2	64	0.0	265387
	II	122951	97.8	2012	1.6	329	0.3	461	0.4	125752
	ukupno - total	378428	96.8	11366	2.9	820	0.2	525	0.1	391139
Maj - May	I	272810	96.8	8678	3.1	320	0.1	75	0.0	281883
	II	130704	98.4	1630	1.2	225	0.2	321	0.2	132880
	ukupno - total	403514	97.3	10309	2.5	545	0.1	396	0.1	414764
Juni - June	I	259854	97.2	7163	2.7	201	0.1	78	0.0	267296
	II	133261	99.2	845	0.6	98	0.1	123	0.1	134327
	ukupno - total	393115	97.9	8008	2.0	299	0.1	201	0.1	401623
Juli - July	I	273152	96.9	8004	2.8	396	0.1	295	0.1	281847
	II	140698	98.9	1173	0.8	148	0.1	181	0.1	142200
	ukupno - total	413849	97.6	9178	2.2	544	0.1	476	0.1	424047
Avgust - August	I	282698	97.0	7942	2.7	371	0.1	311	0.1	291323
	II	159941	99.6	592	0.4	61	0.0	67	0.0	160661
	ukupno - total	442639	97.9	8534	1.9	432	0.1	378	0.1	451984
Septembar - September	I	263506	96.4	9359	3.4	496	0.2	76	0.0	273437
	II	146843	98.9	1334	0.9	153	0.1	201	0.1	148532
	ukupno - total	410349	97.2	10693	2.5	649	0.2	277	0.1	421969
Oktobar - October	I	271639	95.7	11247	4.0	771	0.3	83	0.0	283741
	II	153323	98.9	1435	0.9	127	0.1	129	0.1	155014
	ukupno - total	424962	96.9	12682	2.9	898	0.2	212	0.0	438755
Novembar - November	I	252347	95.2	11514	4.3	972	0.4	117	0.0	264951
	II	135473	98.7	1406	1.0	161	0.1	184	0.1	137225
	ukupno - total	387820	96.4	12921	3.2	1133	0.3	301	0.1	402175
Decembar - December	I	235482	95.1	11106	4.5	982	0.4	109	0.0	247679
	II	125949	98.5	1647	1.3	120	0.1	150	0.1	127866
	ukupno - total	361430	96.2	12753	3.4	1102	0.3	259	0.1	375545
Ukupno (godišnje) - Total (annual)	I	3033151	97.0	113291	2.7	7352	0.2	1512	0.1	3155307
	II	1579034	97.0	15659	2.7	1745	0.2	2229	0.1	1598667
	ukupno - total	4612185	97.0	128950	2.7	9097	0.2	3741	0.1	4753974
Prosjeak (PGDS) - Average (AADT)	I	8287	97.0	310	2.7	20	0.2	4	0.1	8621
	II	4314	97.0	43	2.7	5	0.2	6	0.1	4368
	ukupno - total	12602	97.0	352	2.7	25	0.2	10	0.1	12989

BRONANJE VOZILA NA MREŽI PUTEVA U REPUBLICI SRPSKOJ – 2016. GODINA
VEHICLE COUNTING ON THE ROAD NETWORK OF THE REPUBLIC OF SRPSKA – YEAR 2016

SAOBRAĆAJNI POKAZATELJI

000049
 Trn / 5+697,00
 M 16 (MI-101) / Klišnice 2 - Šargovac

Automatski brojač broj
 Lokalizacija / Stacionaža [km+m]
 Broj puta / Dionica

Mjesec	Snjir	minimalni čas		maksimalni čas		minimalni dan		maksimalni dan		dnevni prosjek (05-21 h)	noćni prosjek (21-05 h)	prosjek radnim danom	prosjek vikendom	ljerni prosjek
		datum/dan	čas	voz/h	datum/dan	čas	voz/h	datum/dan	voz/dan					
Januar	I	srijeda/27.	2	3	16	701	nedjelja/31.	4:158	ponedjeljak/4.	9005	6428	736	7877	6177
	II	srijeda/20.	4	1	13	473	četvrtak/7.	1596	utorak/5.	4834	242	3948	2758	
	I+II	utorak/26.	1	19	13	1130	četvrtak/7.	6018	utorak/5.	13604	9635	978	11825	8934
Februar	I	subota/13.	4	10	16	670	nedjelja/7.	4989	petak/26.	8935	6813	647	7853	6427
	II	srijeda/3.	1	2	16	432	nedjelja/7.	2031	petak/26.	4810	3322	221	3833	2783
	I+II	četvrtak/4.	2	18	16	1076	nedjelja/7.	7020	petak/26.	13745	10135	868	11686	9209
Mart	I	četvrtak/10.	3	4	16	743	srijeda/9.	6059	četvrtak/31.	10097	7587	778	8588	7723
	II	ponedjeljak/14.	1	1	16	447	nedjelja/13.	2609	četvrtak/31.	5289	3788	235	4276	3293
	I+II	srijeda/9.	3	16	16	1168	nedjelja/13.	9143	četvrtak/31.	15386	11374	1013	12864	11016
April	I	ponedjeljak/18.	2	20	15	731	nedjelja/3.	6720	petak/29.	10236	7922	923	9182	8171
	II	ponedjeljak/25.	3	4	12	504	nedjelja/3.	2654	petak/29.	5394	3906	288	4385	3811
	I+II	ponedjeljak/18.	1	32	13	1214	nedjelja/3.	9374	petak/29.	15630	11828	1211	13567	11982
Maj	I	utorak/31.	2	14	16	713	nedjelja/15.	7252	petak/13.	10074	8078	1013	9441	8455
	II	petak/6.	2	1	16	491	nedjelja/8.	3024	srijeda/4.	5171	3975	313	4597	3726
	I+II	utorak/31.	2	29	16	1204	nedjelja/1.	10657	petak/20.	15171	12053	1327	14038	12181
Juni	I	utorak/21.	1	18	16	733	nedjelja/19.	7235	petak/3.	10142	7867	1042	9132	8294
	II	četvrtak/16.	2	3	12	509	nedjelja/19.	3131	petak/3.	5492	4152	326	4653	3998
	I+II	srijeda/22.	3	28	16	1234	nedjelja/19.	10366	petak/3.	15634	12019	1268	13785	12292
Juli	I	nedjelja/10.	2	14	16	733	petak/8.	7876	srijeda/13.	10142	7879	1211	9192	8878
	II	utorak/12.	2	2	15	520	nedjelja/10.	2907	petak/29.	6062	4231	358	4824	4093
	I+II	utorak/12.	2	36	16	1234	nedjelja/10.	11820	petak/29.	15723	12109	1569	14016	12971
Avgust	I	utorak/30.	2	25	12	725	nedjelja/21.	8495	petak/12.	10144	8173	1224	9467	9198
	II	utorak/30.	3	3	10	624	nedjelja/21.	4385	petak/5.	5920	4814	369	5315	4806
	I+II	utorak/30.	2	32	10	1228	nedjelja/21.	12880	petak/12.	15859	12988	1593	14781	14004
Septembar	I	srijeda/28.	2	15	22	753	nedjelja/18.	7193	petak/30.	10684	8135	979	9414	8288
	II	srijeda/28.	3	4	11	652	nedjelja/25.	3505	petak/30.	6151	4607	346	5178	4331
	I+II	srijeda/28.	2	21	12	1268	nedjelja/25.	10780	petak/30.	16835	12742	1324	14592	12619
Oktobar	I	utorak/4.	1	21	16	749	nedjelja/2.	7320	petak/21.	10167	8199	953	9471	8482
	II	utorak/4.	2	4	17	528	nedjelja/23.	3627	petak/7.	6071	4594	407	5266	4447
	I+II	srijeda/19.	2	33	16	1244	nedjelja/2.	10969	petak/21.	16077	12793	1360	14736	12930
Novembar	I	utorak/8.	1	18	15	719	nedjelja/13.	7119	petak/4.	9782	7956	1060	9117	8164
	II	utorak/29.	2	3	17	514	nedjelja/27.	3360	petak/4.	5424	4318	342	4796	4061
	I+II	utorak/15.	1	29	16	1201	nedjelja/27.	10587	petak/4.	15206	12274	1402	13913	12224
Decembar	I	utorak/20.	2	8	15	719	nedjelja/25.	4610	subota/31.	9607	7249	741	8303	7223
	II	četvrtak/8.	3	2	15	487	nedjelja/25.	2527	petak/9.	5278	3882	243	4417	3414
	I+II	utorak/20.	2	19	15	1204	nedjelja/25.	7137	subota/31.	14783	11131	984	12720	10637
Godina	I	srijeda/27.1.	2	3	22	753	nedjelja/31.1.	4158	petak/30.9.	10684	7690	942	8920	7956
	II	srijeda/20.1.	4	1	11	652	četvrtak/7.1.	1596	petak/30.9.	6151	4066	307	4624	3793
	I+II	srijeda/9.3.	3	16	12	1268	četvrtak/7.1.	6018	petak/30.9.	16835	11757	1250	13544	11750

BROJANJE VOZILA NA MREŽI PUTEVA U REPUBLICI SRPSKOJ – 2016. GODINA
VEHICLE COUNTING ON THE ROAD NETWORK OF THE REPUBLIC OF SRPSKA – YEAR 2016

TRAFFIC PARAMETERS

000049
 Trn / 5+697,00
 M 16 (MI-101) / Klačnice 2 - Šargovac

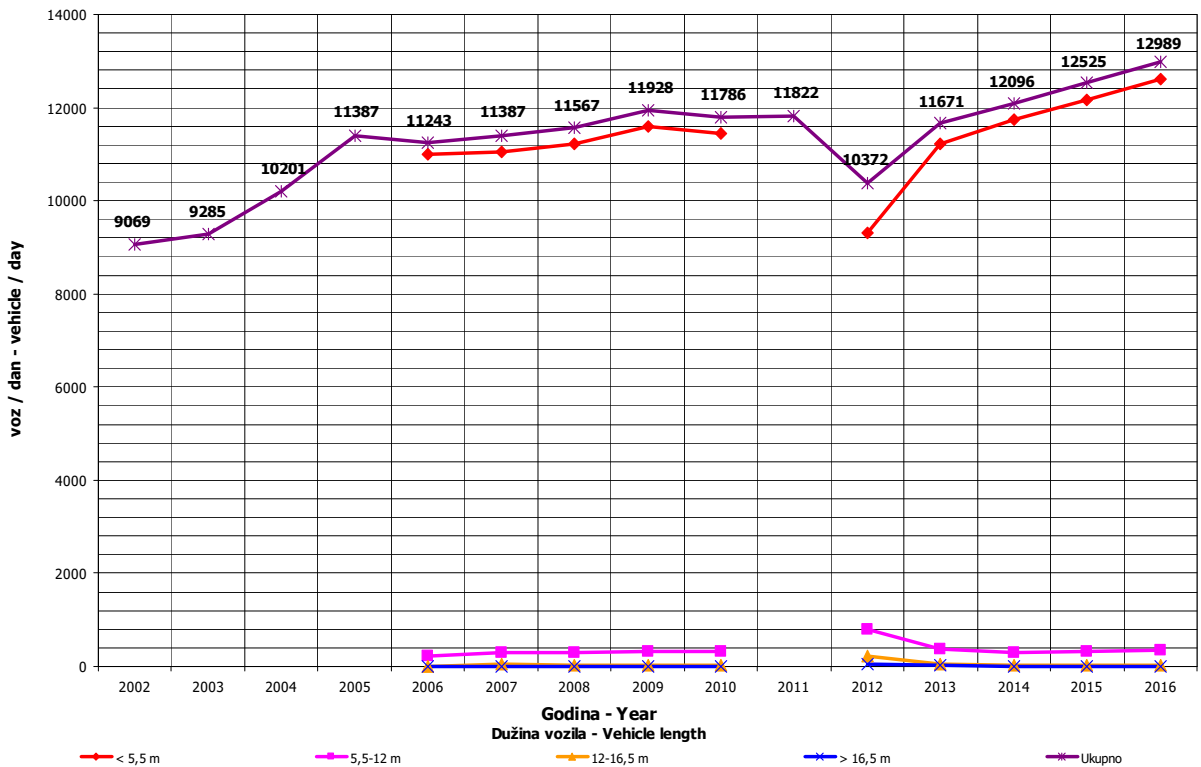
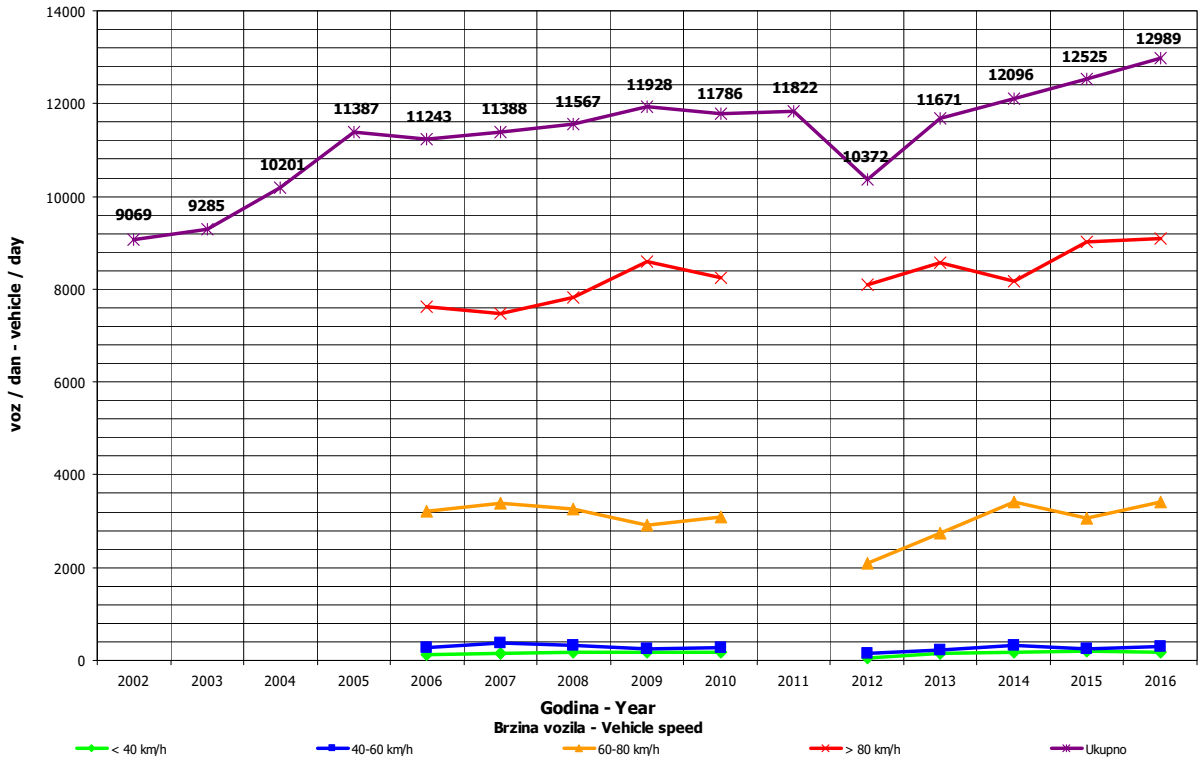
Automatic counter number
 Location / Mileage [km+m]
 Road number / Section

Month	Direction	minimum hour		maximum hour		veh/h	veh/day	minimum day		maximum day		day time average (5-21 h)	night average (21-05 h)	working day average	weekend average	summer average
		date/day	hour	date/day	hour			date/day	date/day	veh/day	veh/day					
January	I	27/Wednesday	2	3	4/Monday	16	701	31/Sunday	4158	4/Monday	9005	6428	736	7877	6177	
	II	20/Wednesday	4	1	5/Tuesday	13	473	7/Thursday	1596	5/Tuesday	4834	3207	242	3948	2758	
	I+II	26/Tuesday	1	19	4/Monday	13	1130	7/Thursday	6018	5/Tuesday	13604	9635	978	11825	8934	
February	I	13/Saturday	4	10	26/Friday	16	670	7/Sunday	4989	26/Friday	8935	6813	647	7853	6427	
	II	3/Wednesday	1	2	5/Friday	16	432	7/Sunday	2031	26/Friday	4810	3322	221	3833	2783	
	I+II	4/Thursday	2	18	26/Friday	16	1076	7/Sunday	7020	26/Friday	13745	10135	868	11686	9209	
March	I	10/Thursday	3	4	18/Friday	16	743	9/Wednesday	6059	31/Thursday	10097	7587	778	8588	7723	
	II	14/Monday	1	1	31/Thursday	16	447	13/Sunday	2609	31/Thursday	5289	3788	235	4276	3293	
	I+II	9/Wednesday	3	16	18/Friday	16	1168	13/Sunday	9143	31/Thursday	15386	11374	1013	12864	11016	
April	I	18/Monday	2	20	5/Tuesday	15	731	3/Sunday	6720	29/Friday	10236	7922	923	9182	8171	
	II	25/Monday	3	4	4/Monday	12	504	3/Sunday	2654	29/Friday	5394	3906	288	4385	3811	
	I+II	19/Monday	1	32	5/Tuesday	13	1214	3/Sunday	9374	29/Friday	15630	11828	1211	13567	11982	
May	I	31/Tuesday	2	14	20/Friday	16	713	15/Sunday	7252	13/Friday	10074	8078	1013	9441	8455	
	II	6/Friday	2	1	20/Friday	16	491	8/Sunday	3024	4/Wednesday	5171	3975	313	4597	3726	
	I+II	21/Tuesday	2	29	20/Friday	16	1204	1/Sunday	10657	20/Friday	15171	12053	1327	14038	12181	
June	I	2/Thursday	1	18	3/Friday	16	733	19/Sunday	7235	3/Friday	10142	7867	1042	9132	8294	8909
	II	16/Thursday	2	3	5/Sunday	12	509	19/Sunday	3131	3/Friday	5492	4152	326	4653	3998	4478
	I+II	22/Wednesday	3	28	3/Friday	16	1234	19/Sunday	10366	3/Friday	15634	12019	1311	13785	12292	13387
July	I	10/Sunday	2	14	13/Wednesday	16	733	8/Friday	7876	13/Wednesday	10142	7879	1211	9192	8878	9090
	II	12/Tuesday	2	2	29/Friday	15	520	10/Sunday	2907	29/Friday	6062	4231	358	4824	4093	4588
	I+II	12/Tuesday	2	36	13/Wednesday	16	1234	10/Sunday	11820	29/Friday	15723	12109	1569	14016	12971	13679
August	I	30/Tuesday	2	25	14/Sunday	12	725	21/Sunday	8495	12/Friday	10144	8173	1224	9467	9198	9397
	II	30/Tuesday	3	3	29/Monday	10	624	21/Sunday	4385	5/Friday	5920	4814	369	5315	4806	5183
	I+II	30/Tuesday	2	32	29/Monday	10	1228	21/Sunday	12880	12/Friday	15859	12988	1593	14781	14004	14581
September	I	28/Wednesday	2	15	30/Friday	22	753	18/Sunday	7193	30/Friday	10684	8135	979	9414	8288	9114
	II	28/Wednesday	3	4	24/Saturday	11	652	25/Sunday	3505	30/Friday	6151	4607	346	5178	4331	4952
	I+II	28/Wednesday	2	21	24/Saturday	12	1268	25/Sunday	10780	30/Friday	16835	12742	1324	14592	12619	14066
October	I	4/Tuesday	1	21	21/Friday	16	749	2/Sunday	7320	21/Friday	10167	8199	953	9471	8482	
	II	4/Tuesday	2	4	7/Friday	17	528	23/Sunday	3627	7/Friday	6071	4594	407	5266	4447	
	I+II	19/Wednesday	2	33	21/Friday	16	1244	2/Sunday	10969	21/Friday	16077	12793	1360	14736	12930	
November	I	8/Tuesday	1	18	11/Friday	15	719	13/Sunday	7119	4/Friday	9782	7956	1060	9117	8164	
	II	29/Tuesday	2	3	4/Friday	17	514	27/Sunday	3360	4/Friday	5424	4318	342	4796	4061	
	I+II	15/Thursday	1	29	11/Friday	16	1201	27/Sunday	10587	4/Friday	15206	12274	1402	13913	12224	
December	I	20/Tuesday	2	8	16/Friday	15	719	25/Sunday	4610	31/Saturday	9607	7249	741	8303	7223	
	II	8/Thursday	3	2	31/Saturday	15	487	25/Sunday	2527	9/Friday	5278	3882	243	4417	3414	
	I+II	20/Tuesday	2	19	31/Saturday	15	1204	25/Sunday	7137	31/Saturday	14783	11131	984	12720	10637	
Year	I	January 27/Wednesday	2	3	September 30/Friday	22	753	January 31/Sunday	4158	September 30/Friday	10684	7690	942	8920	7956	9127
	II	January 20/Wednesday	4	1	September 24/Saturday	11	652	January 7/Thursday	1596	September 30/Friday	6151	4066	307	4624	3793	4801
	I+II	March 9/Wednesday	3	16	September 24/Saturday	12	1268	January 7/Thursday	6018	September 30/Friday	16835	11757	1250	13544	11750	13928

GODIŠNJA NERAVNOMJERNOST SAOBRAĆAJNOG TOKA TRAFFIC FLOW ANNUAL VARIATION

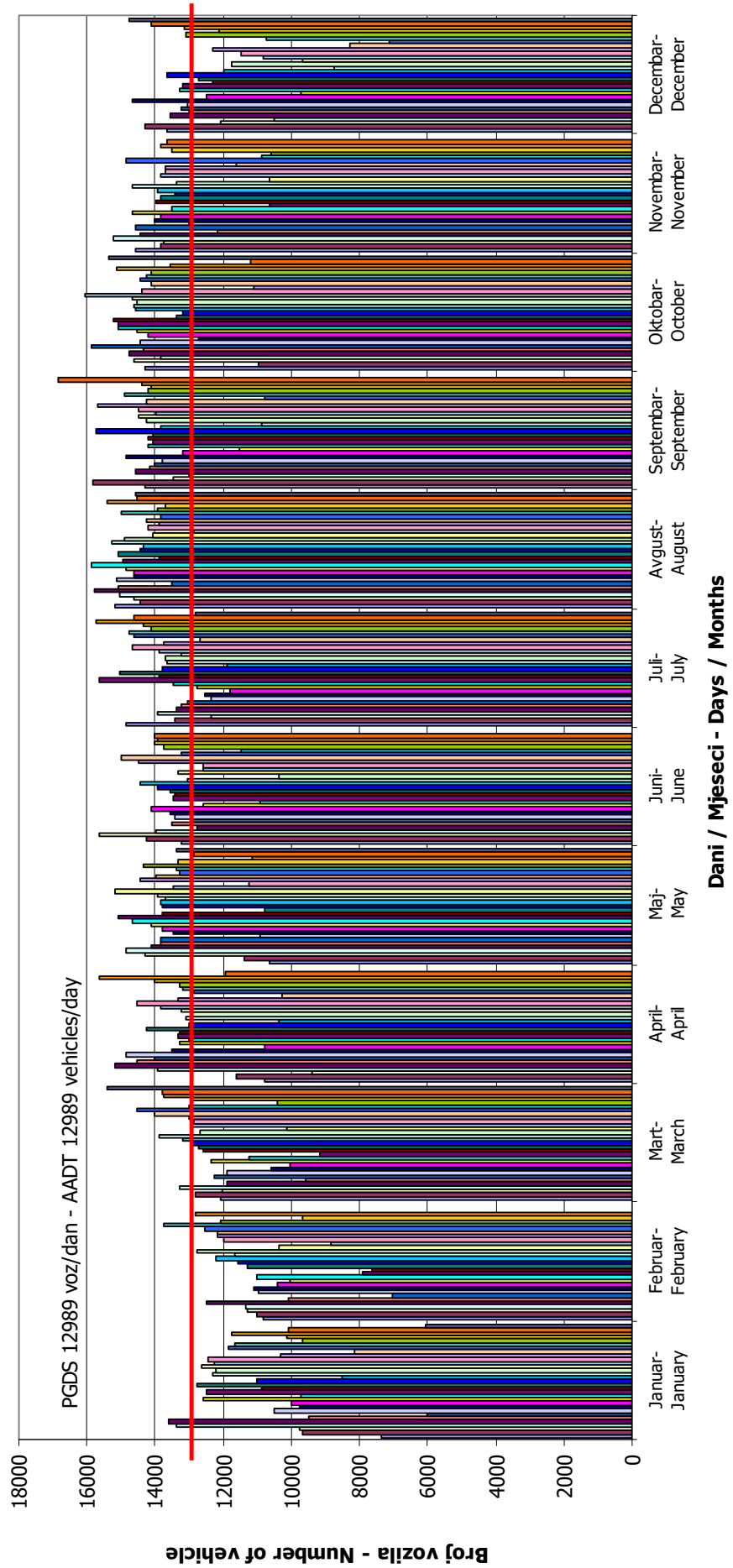
Automatski brojač broj - Automatic counter number
 Lokalizet - Location / Stacionaža - Mileage [km+m]
 Broj puta - Road number / Dionica - Section

000049
 Trn / 5+697,00
 M 16 (MI-101) / Klašnice 2 - Šargovac



DNEVNA NERAVNOMJERNOST SAOBRAĆAJNOG TOKA
TRAFFIC FLOW DAILY VARIATION

Automatski brojač broj - Automatic counter number 000049
 Lokalizet - Location / Stacionaža - Mileage [km+tm] Trn / 5+697,00
 Broj puta - Road number/ Dionica - Section M 16 (MI-101) / Klačnice 2 - Šargovac

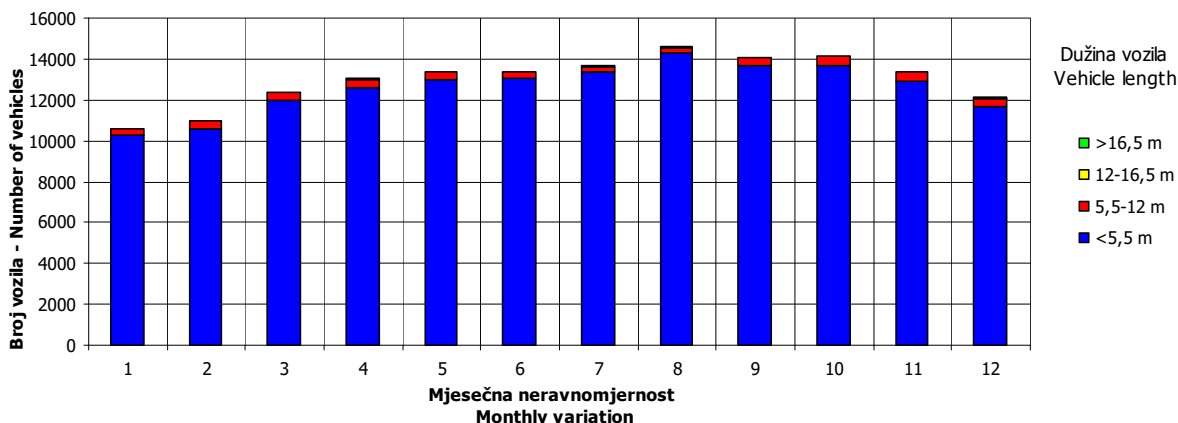
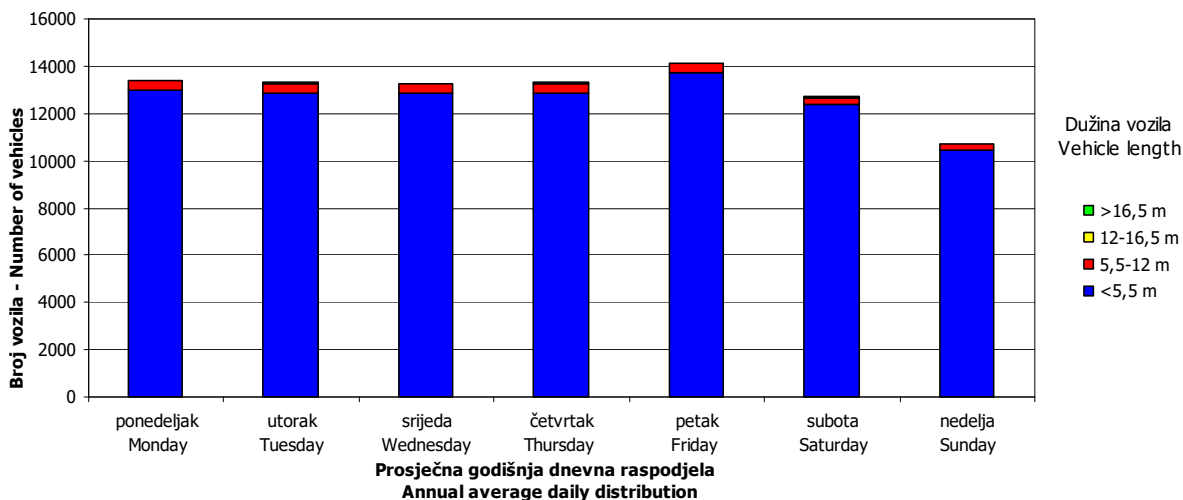
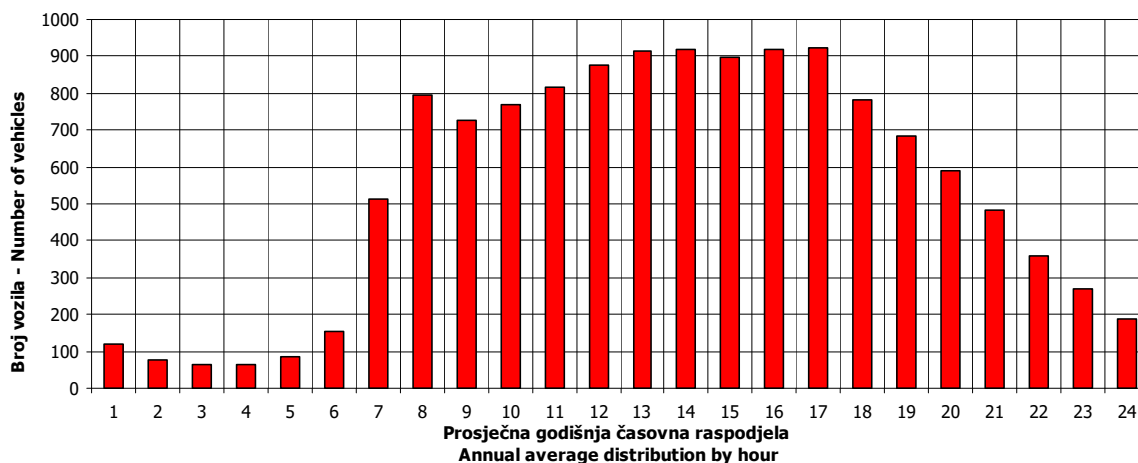


VREMENSKA RASPODJELA SAOBRAĆAJNOG TOKA TRAFFIC FLOW TIME DISTRIBUTION

Automatski brojač broj - Automatic counter number
 Lokalizet - Location / Stacionaža - Mileage [km+m]
 Broj puta - Road number / Dionica - Section

000049
 Trn / 5+697,00
 M 16 (MI-101) / Klašnice 2 - Šargovac

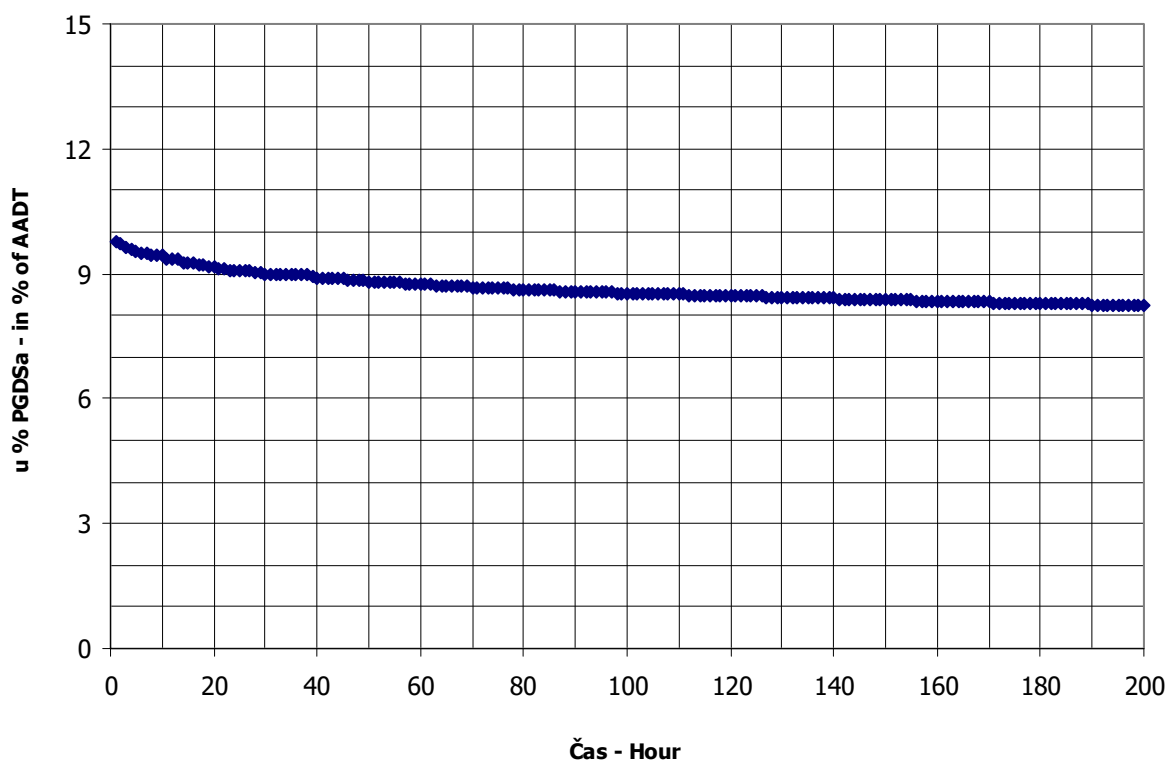
PGDS 12989 voz/dan AADT 12989 veh/day



SATNA DISTRIBUCIJA SAOBRAĆAJNOG TOKA
TRAFFIC FLOW HOURLY DISTRIBUTION

Automatski brojač broj - Automatic counter number 000049
 Lokalitet - Location / Stacionaža - Mileage [km+m] Trn / 5+697,00
 Broj puta - Road number / Dionica - Section M 16 (MI-101) / Klašnice 2 - Šargovac

PGDS - AADT	12989 voz/dan - veh/day							
Čas - Hour	Maksimalni vršni sat - Maximum peak hour	10	20	30	40	50	100	200
Sat u danu - Hour of day	12	12	17	15	16	16	14	11
Sat u godini - Hour in year	6421	5437	7410	3712	6377	6545	6423	5412
Dan - Day of week	subota - Saturday	nedelja - Sunday	petak - Friday	petak - Friday	četvrtak - Thursday	četvrtak - Thursday	subota - Saturday	subota - Saturday
Datum - Date	24	14	4	3	22	29	24	13
Mjesec - Month	septembar - September	avgust - August	novembar - November	juni - June	septembar - September	septembar - September	septembar - September	avgust - August
Vrijednost - Value	1268	1226	1190	1169	1157	1145	1109	1070
% - percent	9.76	9.44	9.16	9.00	8.91	8.81	8.54	8.24



BROJANJE VOZILA NA MREŽI PUTEVA U REPUBLICI SRPSKOJ – 2016. GODINA
VEHICLE COUNTING ON THE ROAD NETWORK OF THE REPUBLIC OF SRPSKA – YEAR 2016

MJESEČNI BROJ VOZILA
MONTHLY NUMBER OF VEHICLES

Automatski brojač broj - Automatic counter number 000050
 Lokalitet - Location / Stacionaža - Mileage [km+m] Trn / 5+650,00
 Broj puta - Road number / Dionica - Section M 16L (MI-101) / Klašnice 2 - Šargovac

	Mjesec - Month											
	Januar- January	Februar- February	Mart- March	April- April	Maj- May	Jun- June	Juli- July	August- August	Septembar- September	Oktober- October	Novembar- November	Decembar- December
1	13735	11545	12146	14564	11269	13863	14900	14927	14569	13399	14093	13516
2	15152	11713	12037	15221	14049	13966	13777	14509	15881	11170	16281	14353
3	12560	11232	12396	9404	8857	16638	10334	15515	13412	14145	16516	11473
4	7560	11332	13446	13771	10680	13241	14218	15061	11029	13556	15572	9604
5	7046	11263	11197	13607	15129	11035	13609	16046	14367	14155	17672	12812
6	11843	5262	8942	13941	15620	13889	13922	14665	13960	14422	16246	12895
7	9939	4736	12831	15148	14525	13679	13877	11492	13937	16514	12884	12814
8	13519	8272	12754	17182	14950	14434	15160	13896	14197	14164	15329	14341
9	14059	6861	12715	13017	12697	15332	13806	13967	15533	10449	13742	12635
10	11835	8449	12904	9749	15140	15548	10581	14048	12746	14157	14091	8389
11	8926	8504	13370	14066	14640	12792	13576	14463	10647	13967	15231	6796
12	10377	9603	11492	14247	15749	10588	14112	15717	13734	14222	13203	11291
13	12524	6352	9019	14223	15547	14065	14475	14240	14484	14328	9885	11386
14	12831	4030	12472	15581	13510	14080	15261	12130	13920	15528	13687	11735
15	14345	8330	12389	10133	8601	13866	16458	14846	13575	12845	12992	11908
16	14590	10118	12697	10015	13331	14042	14056	15200	15061	10434	13433	13309
17	13147	10232	13109	8112	13905	13793	11478	15037	12720	14068	13688	11659
18	10588	10517	14304	10872	13940	12188	14895	14307	10840	13807	15103	8558
19	13204	11441	11792	13566	15002	10855	14631	15370	14176	14096	12385	13161
20	13433	9778	9690	13246	15889	13771	14656	13419	14034	14280	10113	12549
21	13027	7588	12840	13559	13226	13540	14836	10836	14097	15821	13497	12684
22	13093	10815	12730	14783	11144	13634	16343	13622	14296	13297	13766	13287
23	10518	11302	12982	12229	14009	14259	14466	13603	16070	11284	9661	15075
24	11728	11758	13221	10097	13535	16026	11119	13558	13073	13837	13972	14605
25	12656	13563	14126	13220	13411	13735	14924	16129	10986	13743	15061	10505
26	13267	13034	11804	13455	14140	11093	14562	18252	13901	14291	12458	14368
27	11869	10739	9615	13504	14999	13762	14750	18578	13811	14734	9650	14262
28	12381	7870	10525	14649	13007	13769	15662	10796	13813	15993	13315	12698
29	12753	12194	14232	16788	10645	13611	16737	14077	14734	13250	13488	14546
30	10485		13363	15499	14185	14199	14384	14838	15606	9693	13344	15689
31	7744		13877		13597		12134	14116		14032		13842
Ukupno- Total	370704	278403	381032	397492	418935	409283	437683	447260	413227	423689	410378	386749
Prosjek- Average	11958	9600	12291	13250	13514	13643	14119	14428	13774	13667	13679	12476
	Godišnji prosjek (PGDS) - Annual average (AADT)											13046

BROJANJE VOZILA NA MREŽI PUTEVA U REPUBLICI SRPSKOJ – 2016. GODINA
VEHICLE COUNTING ON THE ROAD NETWORK OF THE REPUBLIC OF SRPSKA – YEAR 2016

STRUKTURA SAOBRAĆAJNOG TOKA
TRAFFIC FLOW COMPOSITION

Automatski brojač broj - Automatic counter number
 Lokalitet - Location / Stacionaža - Mileage [km+m]
 Broj puta - Road number / Dionica - Section

000050
 Trn / 5+650,00
 M 16L (MI-101) / Klašnice 2 - Šargovac

Mjesec - Month	Smjer - Direction	Dužina vozila - Vehicle length								Ukupno - Total
		< 5,5 m	(%)	5,5 - 12 m	(%)	12 - 16,5 m	(%)	< 16,5 m	(%)	
Januar - January	I	228393	93.0	13601	5.5	3415	1.4	235	0.1	245644
	II	119837	95.8	4230	3.4	964	0.8	28	0.0	125060
	ukupno - total	348231	93.9	17831	4.8	4379	1.2	263	0.1	370704
Februar - February	I	182274	92.5	12161	6.2	2285	1.2	241	0.1	196960
	II	79586	97.7	1727	2.1	120	0.1	10	0.0	81443
	ukupno - total	261860	94.1	13887	5.0	2405	0.9	251	0.1	278403
Mart - March	I	244912	92.5	16673	6.3	2826	1.1	299	0.1	264710
	II	114262	98.2	1924	1.7	116	0.1	21	0.0	116322
	ukupno - total	359174	94.3	18596	4.9	2942	0.8	320	0.1	381032
April - April	I	250440	92.7	16667	6.2	2818	1.0	228	0.1	270153
	II	125156	98.3	2047	1.6	114	0.1	23	0.0	127340
	ukupno - total	375596	94.5	18714	4.7	2932	0.7	251	0.1	397492
Maj - May	I	258785	92.2	17972	6.4	3429	1.2	479	0.2	280666
	II	136237	98.5	1856	1.3	150	0.1	26	0.0	138269
	ukupno - total	395023	94.3	19828	4.7	3579	0.9	505	0.1	418935
Juni - June	I	253707	94.4	13278	4.9	1477	0.5	177	0.1	268639
	II	139330	99.1	1240	0.9	43	0.0	30	0.0	140644
	ukupno - total	393037	96.0	14518	3.5	1520	0.4	207	0.1	409283
Juli - July	I	276653	95.2	12596	4.3	1180	0.4	214	0.1	290643
	II	145373	98.9	1498	1.0	81	0.1	88	0.1	147040
	ukupno - total	422026	96.4	14094	3.2	1261	0.3	302	0.1	437683
Avgust - August	I	282918	95.0	13193	4.4	1513	0.5	250	0.1	297875
	II	143911	96.3	4263	2.9	970	0.6	240	0.2	149385
	ukupno - total	426830	95.4	17456	3.9	2484	0.6	490	0.1	447260
Septembar - September	I	256445	93.6	15053	5.5	2333	0.9	215	0.1	274046
	II	136508	98.1	2453	1.8	180	0.1	40	0.0	139181
	ukupno - total	392953	95.1	17506	4.2	2513	0.6	255	0.1	413227
Oktobar - October	I	261565	92.6	17404	6.2	3419	1.2	230	0.1	282618
	II	138151	97.9	2718	1.9	171	0.1	31	0.0	141071
	ukupno - total	399716	94.3	20122	4.7	3590	0.8	261	0.1	423689
Novembar - November	I	245135	91.8	17309	6.5	4370	1.6	203	0.1	267018
	II	137901	96.2	4590	3.2	846	0.6	23	0.0	143360
	ukupno - total	383036	93.3	21899	5.3	5217	1.3	226	0.1	410378
Decembar - December	I	237120	91.9	16671	6.5	4075	1.6	244	0.1	258110
	II	124388	96.7	3716	2.9	513	0.4	22	0.0	128639
	ukupno - total	361508	93.5	20387	5.3	4588	1.2	266	0.1	386749
Ukupno (godišnje) - Total (annual)	I	2978348	93.2	182578	5.7	33141	1.0	3016	0.1	3197082
	II	1540641	97.6	32262	2.0	4269	0.3	582	0.0	1577754
	ukupno - total	4518989	94.6	214839	4.5	37410	0.8	3598	0.1	4774836
Prosjeak (PGDS) - Average (AADT)	I	8138	93.2	499	5.7	91	1.0	8	0.1	8735
	II	4209	97.6	88	2.0	12	0.3	2	0.0	4311
	ukupno - total	12347	94.6	587	4.5	102	0.8	10	0.1	13046

BRONANJE VOZILA NA MREŽI PUTEVA U REPUBLICI SRPSKOJ – 2016. GODINA
VEHICLE COUNTING ON THE ROAD NETWORK OF THE REPUBLIC OF SRPSKA – YEAR 2016

SAOBRAĆAJNI POKAZATELJI

Automatski brojač broj
 Lokalizet / Stacionaža [km+m]
 Broj puta / Dionica

000050
 Trn / 5+650,00
 M 16L (MI-101) / Klačnice 2 - Šargovac

Mjesec	Smjer	minimalni čas			maksimalni čas			minimalni dan		maksimalni dan		dnevni prosjek (05-21 h)	noćni prosjek (21-05 h)	prosijek radnim danom	prosijek vikendom	ijetni prosjek
		datum/dan	čas	voz/h	datum/dan	čas	voz/h	datum/dan	voz/dan							
Januar	I	srijeda/13.	3	18	764	15	673	utorak/5.	5373	subota/2.	10225	7003	921	7828	8055	
	II	subota/9.	2	0	542	15	1673	utorak/5.	1673	subota/16.	6729	305	4027	4047		
	I+II	ponedjeljak/25.	3	20	1306	15	7046	utorak/5.	7046	subota/2.	15152	10734	1226	11856	12103	
Februar	I	ponedjeljak/8.	2	10	711	7	3463	nedjelja/14.	3463	četvrtak/25.	9129	6156	636	7330	5381	
	II	ponedjeljak/1.	2	0	491	8	567	nedjelja/14.	567	petak/5.	4819	2701	108	3245	1664	
	I+II	srijeda/10.	2	11	1170	7	4030	nedjelja/14.	4030	četvrtak/25.	13563	8857	744	10575	7044	
Mart	I	četvrtak/10.	3	16	759	7	6751	nedjelja/6.	6751	petak/18.	9661	7700	838	8850	7640	
	II	četvrtak/3.	3	0	520	7	2163	nedjelja/13.	2163	petak/18.	4643	3599	154	4083	2804	
	I+II	četvrtak/10.	3	16	1270	8942	14304	nedjelja/6.	8942	petak/18.	14304	11299	992	12933	10444	
April	I	srijeda/13.	3	20	764	17	6112	nedjelja/17.	6112	petak/8.	11050	7589	1414	9284	8441	
	II	utorak/12.	3	0	574	17	2000	nedjelja/17.	2000	petak/8.	6132	3855	391	4582	3573	
	I+II	četvrtak/21.	3	24	1338	17	8112	nedjelja/17.	8112	petak/8.	17182	11444	1804	13866	12013	
Maj	I	utorak/17.	2	32	873	16	6562	nedjelja/15.	6562	četvrtak/12.	10732	7768	1285	4780	3881	
	II	utorak/10.	2	0	570	7	2039	nedjelja/15.	2039	subota/7.	6060	4133	328	4780	3881	
	I+II	srijeda/25.	1	33	1322	16	8601	nedjelja/15.	8601	petak/20.	15889	11901	1612	14065	12511	
Juni	I	petak/17.	2	32	710	16	7402	petak/17.	7402	petak/3.	10572	7671	1283	9182	8329	8954
	II	srijeda/1.	2	0	598	7	2838	nedjelja/12.	2838	petak/17.	6391	4303	386	5080	3612	4689
	I+II	srijeda/1.	2	35	1304	7	10588	nedjelja/12.	10588	petak/3.	16638	11974	1669	14262	11941	13643
Juli	I	srijeda/6.	2	44	748	7	7546	nedjelja/3.	7546	petak/29.	10727	7840	1535	9612	8877	9375
	II	četvrtak/21.	4	2	621	7	2774	nedjelja/10.	2774	utorak/19.	6552	4253	491	5224	3737	4744
	I+II	srijeda/6.	2	49	1369	7	10334	nedjelja/3.	10334	petak/29.	16737	12093	2026	14836	12614	14119
Avgust	I	četvrtak/25.	1	30	715	7891	nedjelja/28.	7891	petak/12.	10719	8131	1477	9834	8959	9608	
	II	petak/19.	2	4	627	2720	nedjelja/21.	2720	subota/27.	9723	4341	479	4997	4310	4820	
	I+II	utorak/30.	2	53	1240	15	10796	nedjelja/28.	10796	subota/27.	18578	12472	1956	14831	13270	14428
Septembar	I	srijeda/21.	2	41	753	7	7702	nedjelja/11.	7702	petak/23.	10351	7956	1178	9397	8413	9134
	II	četvrtak/8.	4	1	632	7	2945	nedjelja/11.	2945	ponedjeljak/26.	6149	320	5047	3519	4639	
	I+II	srijeda/28.	1	42	1385	7	10647	nedjelja/11.	10647	petak/23.	16070	12275	1499	14443	11932	13774
Oktobar	I	ponedjeljak/31.	2	30	746	7	7221	nedjelja/30.	7221	petak/28.	10454	8016	1100	9468	8377	
	II	ponedjeljak/24.	1	1	611	7	2472	nedjelja/30.	2472	petak/7.	6122	4293	259	4994	3622	
	I+II	ponedjeljak/31.	2	34	1352	7	9693	nedjelja/30.	9693	petak/7.	16514	12308	1359	14462	11999	
Novembar	I	ponedjeljak/28.	2	23	821	15	7084	nedjelja/27.	7084	četvrtak/3.	10412	7923	1161	9108	8413	
	II	srijeda/9.	3	0	594	7	2566	nedjelja/27.	2566	subota/5.	7893	4484	390	4951	4377	
	I+II	utorak/22.	2	26	1386	15	9650	nedjelja/27.	9650	subota/5.	17672	12407	1551	14059	12790	
Decembar	I	nedjelja/11.	4	11	755	5019	nedjelja/11.	5019	petak/30.	10125	7441	884	8677	7463		
	II	utorak/27.	2	0	568	1777	nedjelja/11.	1777	četvrtak/8.	6595	3935	216	4565	3140		
	I+II	ponedjeljak/12.	2	14	1281	6796	nedjelja/11.	6796	petak/30.	15689	11376	1100	13242	10603		
Godina	I	ponedjeljak/8.2.	2	10	873	3463	nedjelja/14.2.	3463	petak/8.4.	11050	7599	1143	8988	8081	9268	
	II	subota/9.1.	2	0	632	567	nedjelja/14.2.	567	subota/27.8.	9723	3996	319	4631	3524	4723	
	I+II	srijeda/10.2.	2	11	1386	4030	nedjelja/14.2.	4030	subota/27.8.	18578	11595	1462	13619	11605	13991	

BROJANJE VOZILA NA MREŽI PUTEVA U REPUBLICI SRPSKOJ – 2016. GODINA
VEHICLE COUNTING ON THE ROAD NETWORK OF THE REPUBLIC OF SRPSKA – YEAR 2016

TRAFFIC PARAMETERS

000050
 Trn / 5+650,00
 M 16L (MI-101) / Klačnice 2 - Šargovac

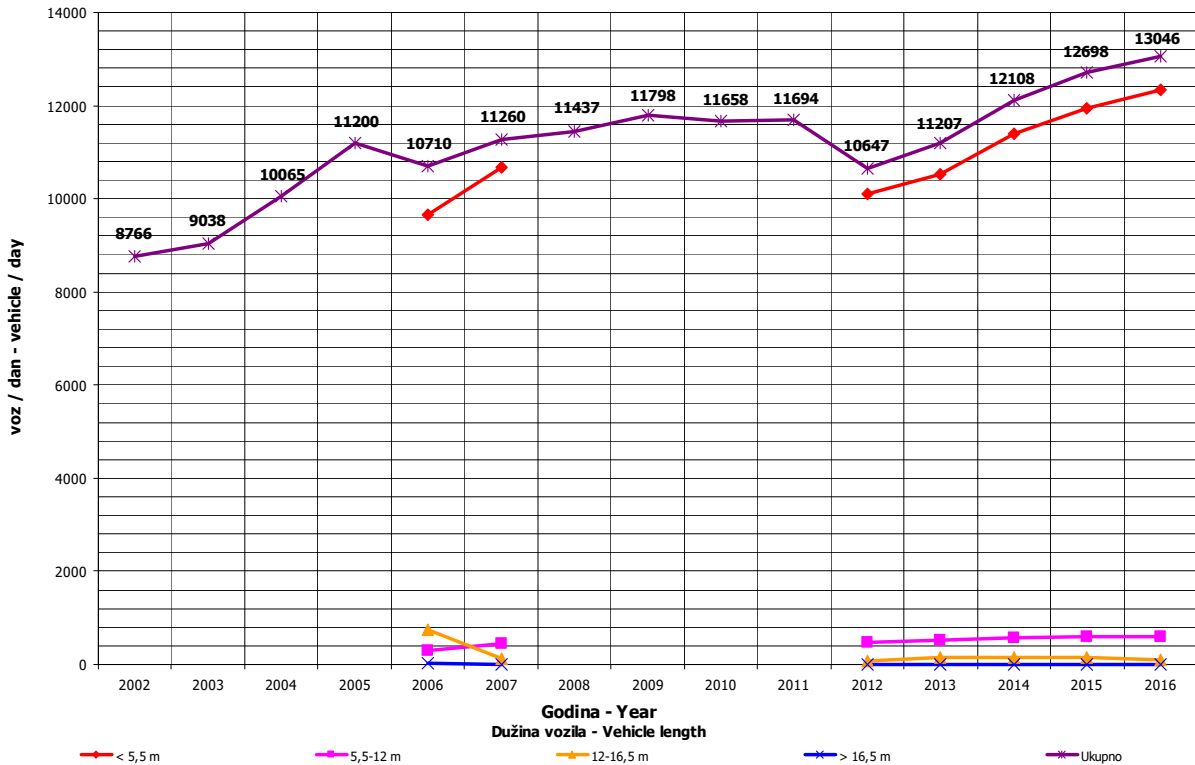
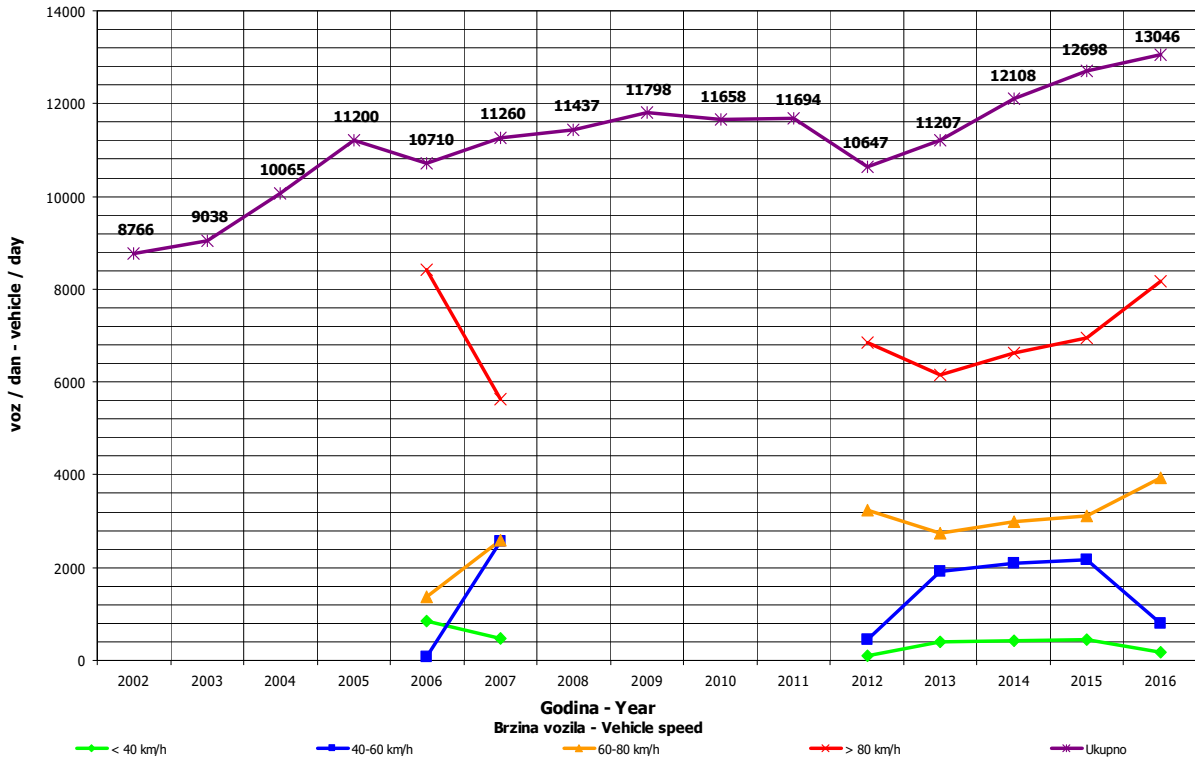
Automatic counter number
 Location / Mileage [km+m]
 Road number / Section

Month	Direction	minimum hour		maximum hour		minimum day		maximum day		day time average (5-21 h)	night average (21-05 h)	working day average	weekend average	summer average
		date/day	hour	date/day	hour	date/day	veh/day	date/day	veh/day					
January	I	13/Wednesday	3	9/Saturday	15	5/Tuesday	5373	2/Saturday	10225	7003	921	7828	8055	
	II	9/Saturday	2	9/Saturday	15	5/Tuesday	1673	16/Saturday	6729	3731	305	4027	4047	
	I+II	25/Monday	3	9/Saturday	15	5/Tuesday	7046	2/Saturday	15152	10734	1226	11856	12103	
February	I	8/Monday	2	29/Monday	7	14/Sunday	3463	25/Thursday	9129	6156	636	7330	5381	
	II	1/Monday	2	5/Friday	8	14/Sunday	567	5/Friday	4819	2701	108	3245	1664	
	I+II	10/Wednesday	2	29/Monday	7	14/Sunday	4030	25/Thursday	13563	8857	744	10575	7044	
March	I	10/Thursday	3	29/Tuesday	7	6/Sunday	6751	18/Friday	9661	7700	838	8850	7640	
	II	3/Thursday	3	21/Monday	7	13/Sunday	2163	18/Friday	4643	3599	154	4083	2804	
	I+II	10/Thursday	3	21/Monday	7	6/Sunday	8942	18/Friday	14304	11299	992	12933	10444	
April	I	13/Wednesday	3	8/Friday	17	17/Sunday	6112	8/Friday	11050	7889	1414	9284	8441	
	II	12/Tuesday	3	8/Friday	17	17/Sunday	2000	8/Friday	6132	3855	391	4582	3573	
	I+II	21/Thursday	3	8/Friday	17	17/Sunday	8112	8/Friday	17182	11444	1804	13866	12013	
May	I	10/Tuesday	2	12/Thursday	16	15/Sunday	6562	12/Thursday	10732	7768	1285	9285	8631	
	II	17/Thursday	2	23/Monday	7	15/Sunday	2039	7/Saturday	6060	4133	328	4780	3881	
	I+II	25/Wednesday	1	12/Thursday	16	15/Sunday	8601	20/Friday	15889	11901	1612	14065	12511	
June	I	17/Friday	2	3/Friday	16	17/Friday	7402	3/Friday	10572	7671	1283	9182	8329	8954
	II	1/Wednesday	2	13/Monday	7	12/Sunday	2838	17/Friday	6391	4303	386	5080	3612	4689
	I+II	1/Wednesday	2	13/Monday	7	12/Sunday	10588	3/Friday	16638	11974	1669	14262	11941	13643
July	I	6/Wednesday	2	4/Monday	7	3/Sunday	7546	29/Friday	10727	7840	1535	9612	8877	9375
	II	21/Thursday	4	4/Monday	7	10/Sunday	2774	19/Tuesday	6552	4253	491	5224	3737	4744
	I+II	6/Wednesday	2	4/Monday	7	3/Sunday	10334	29/Friday	16737	12093	2026	14836	12614	14119
August	I	25/Thursday	1	16/Tuesday	7	28/Sunday	7891	12/Friday	10719	8131	1477	9834	8959	9608
	II	19/Friday	2	27/Saturday	18	21/Sunday	2720	27/Saturday	9723	4341	479	4997	4310	4820
	I+II	30/Thursday	2	25/Thursday	15	28/Sunday	10796	27/Saturday	18578	12472	1956	14831	13270	14428
September	I	21/Wednesday	2	5/Monday	7	11/Sunday	7702	23/Friday	10351	7956	1178	9397	8413	9134
	II	8/Thursday	4	5/Monday	7	11/Sunday	2945	26/Monday	6149	6149	320	5047	3519	4639
	I+II	28/Wednesday	1	5/Monday	7	11/Sunday	10647	23/Friday	16070	12275	1499	14443	11932	13774
October	I	31/Monday	2	24/Monday	7	30/Sunday	7221	28/Friday	10454	8016	1100	9468	8377	
	II	24/Monday	1	31/Monday	7	30/Sunday	2472	7/Friday	6122	4293	259	4994	3622	
	I+II	31/Monday	2	31/Monday	7	30/Sunday	9693	7/Friday	16514	12308	1359	14462	11999	
November	I	28/Monday	2	5/Saturday	15	27/Sunday	7084	3/Thursday	10412	7923	1161	9108	8413	
	II	9/Wednesday	3	3/Thursday	7	27/Sunday	2566	5/Saturday	7893	4484	390	4951	4377	
	I+II	22/Thursday	2	5/Saturday	15	27/Sunday	9650	5/Saturday	17672	1551	14059	12790		
December	I	11/Sunday	4	29/Thursday	15	11/Sunday	5019	30/Friday	10125	7441	884	8677	7463	
	II	27/Tuesday	2	28/Wednesday	15	11/Sunday	1777	8/Thursday	6595	216	4565	3140		
	I+II	12/Monday	2	29/Thursday	15	11/Sunday	6796	30/Friday	15689	11376	1100	13242	10603	
Year	I	February 8/Monday	2	May 12/Thursday	16	February 14/Sunday	3463	April 8/Friday	11050	7599	1143	8988	8081	9268
	II	January 9/Saturday	2	September 5/Monday	7	February 14/Sunday	567	August 27/Saturday	9723	3996	319	4631	3524	4723
	I+II	February 10/Wednesday	2	November 5/Saturday	15	February 14/Sunday	4030	August 27/Saturday	18578	11595	1462	13619	11605	13991

GODIŠNJA NERAVNOMJERNOST SAOBRAĆAJNOG TOKA TRAFFIC FLOW ANNUAL VARIATION

Automatski brojač broj - Automatic counter number
 Lokalizet - Location / Stacionaža - Mileage [km+m]
 Broj puta - Road number / Dionica - Section

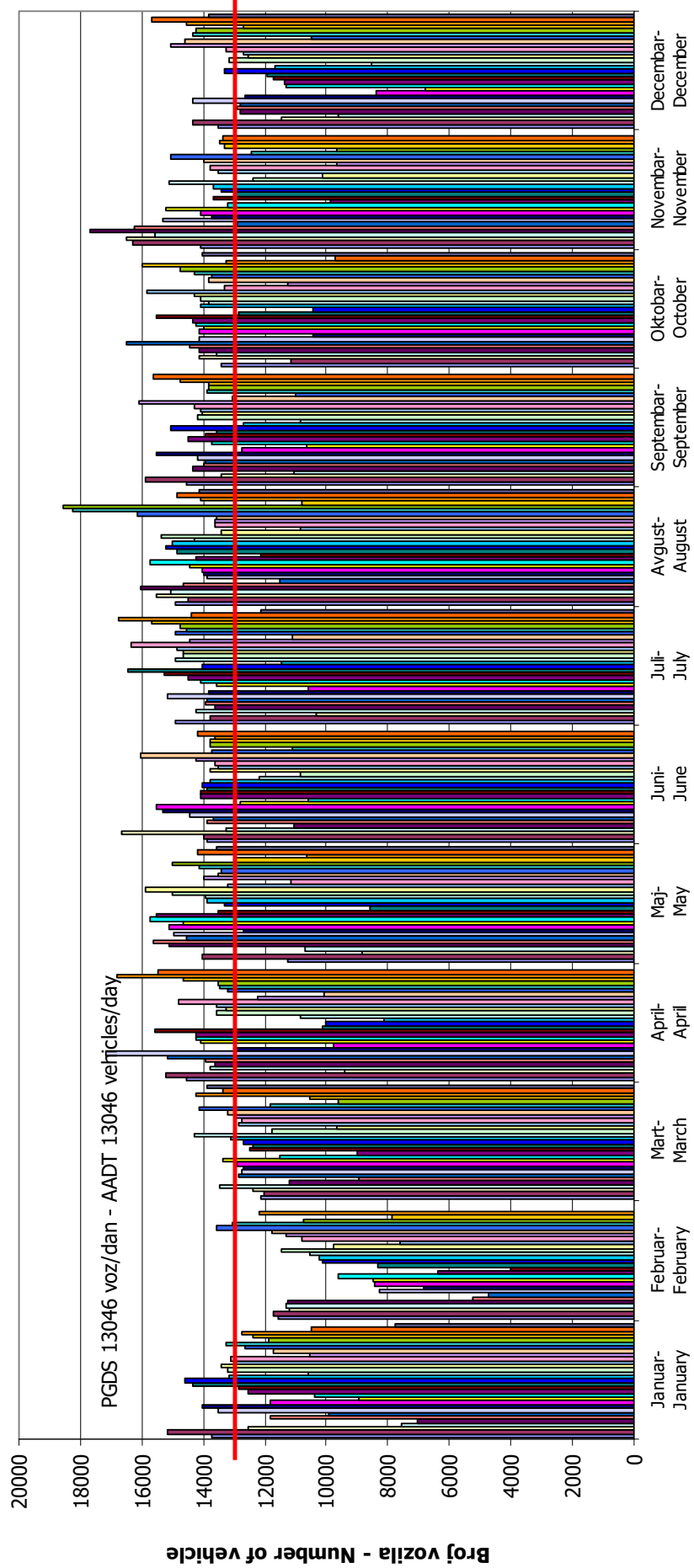
000050
 Trn / 5+650,00
 M 16L (MI-101) / Klašnice 2 - Šargovac



**DNEVNA NERAVNOMJERNOST SAOBRAĆAJNOG TOKA
 TRAFFIC FLOW DAILY VARIATION**

Automatski brojač broj - Automatic counter number
 Lokalizet - Location / Stacionaža - Mileage [km+mm]
 Broj puta - Road number/ Dionica - Section

000050
 Trn / 5+650,00
 M 16L (MI-101) / Klačnice 2 - Šargovac



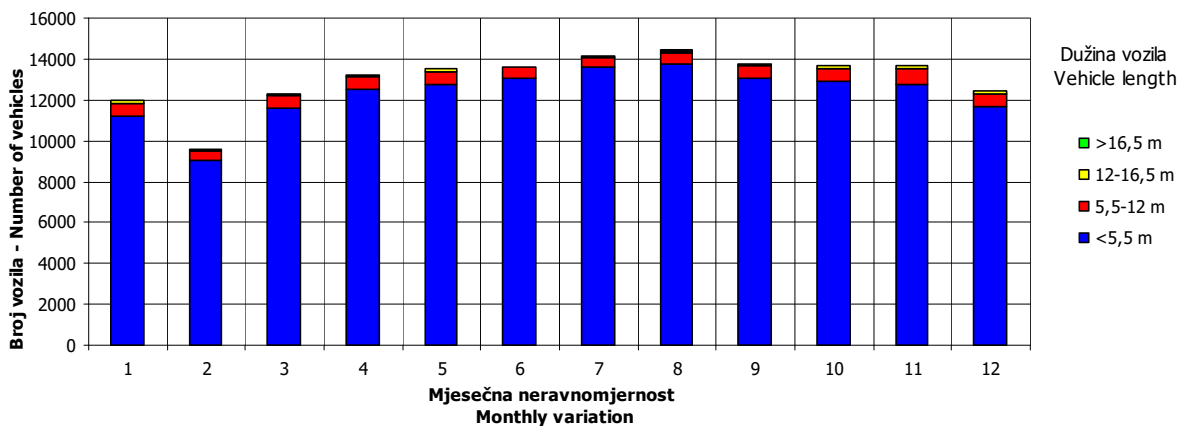
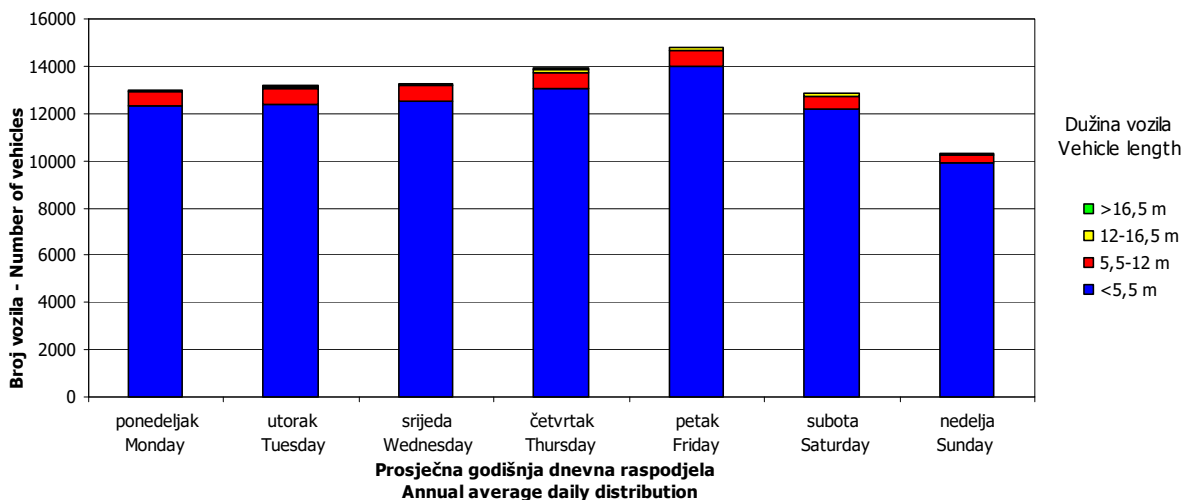
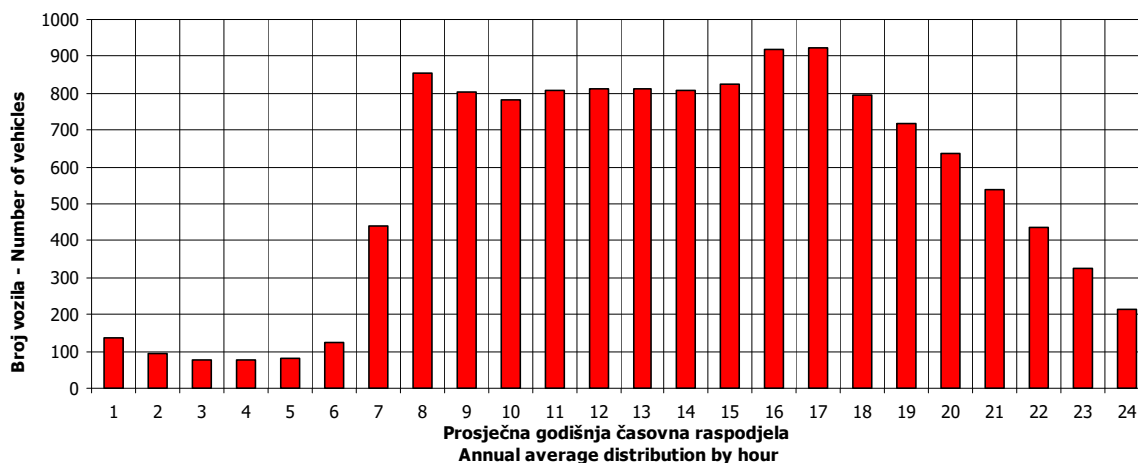
Dani / Mjeseci - Days / Months

VREMENSKA RASPODJELA SAOBRAĆAJNOG TOKA TRAFFIC FLOW TIME DISTRIBUTION

Automatski brojač broj - Automatic counter number
 Lokalizet - Location / Stacionaža - Mileage [km+m]
 Broj puta - Road number / Dionica - Section

000050
 Trn / 5+650,00
 M 16L (MI-101) / Klašnice 2 - Šargovac

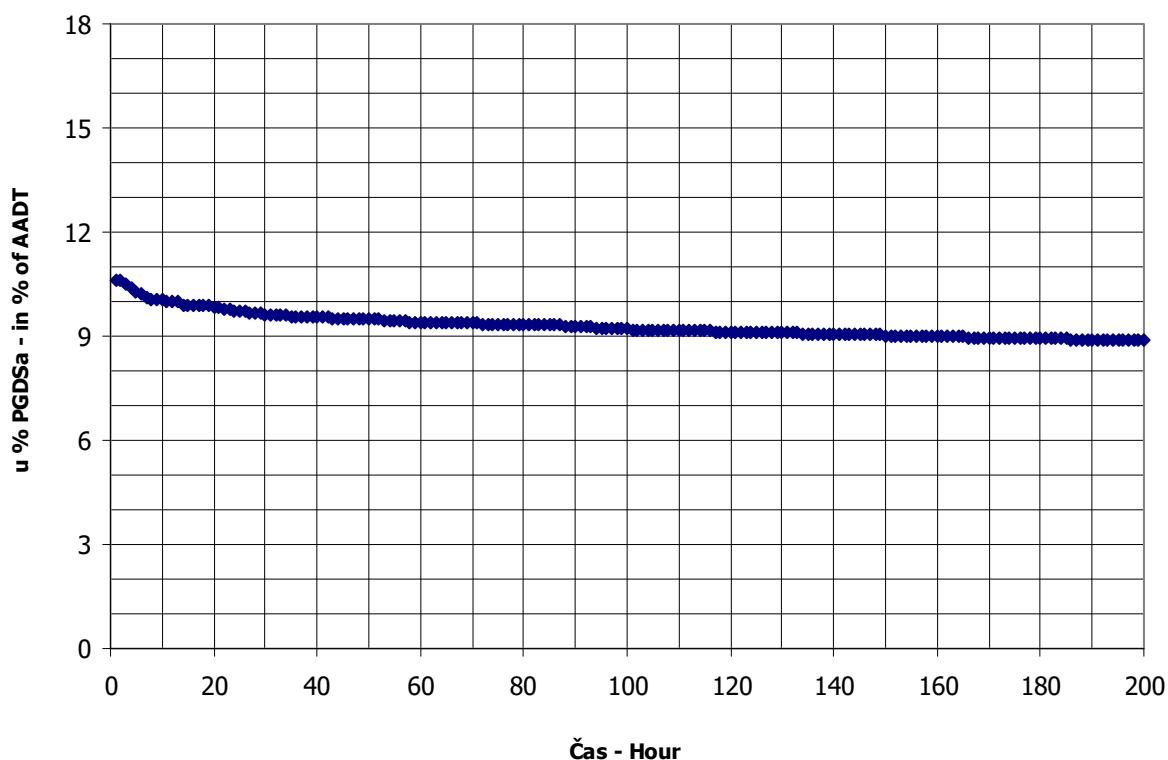
PGDS 13046 voz/dan AADT 13046 veh/day



SATNA DISTRIBUCIJA SAOBRAĆAJNOG TOKA TRAFFIC FLOW HOURLY DISTRIBUTION

Automatski brojač broj - Automatic counter number 000050
 Lokalitet - Location / Stacionaža - Mileage [km+m] Trn / 5+650,00
 Broj puta - Road number / Dionica - Section M 16L (MI-101) / Klašnice 2 - Šargovac

PGDS - AADT	13046 voz/dan - veh/day							
Čas - Hour	Maksimalni vršni sat - Maximum peak hour	10	20	30	40	50	100	200
Sat u danu - Hour of day	15	7	15	7	8	7	15	7
Sat u godini - Hour in year	7432	6632	8728	4208	2433	2216	8248	3320
Dan - Day of week	subota - Saturday	ponedeljak - Monday	četvrtak - Thursday	petak - Friday	ponedeljak - Monday	subota - Saturday	petak - Friday	srijeda - Wednesday
Datum - Date	5	3	29	24	11	2	9	18
Mjesec - Month	novembar - November	oktobar - October	decembar - December	juni - June	april - April	april - April	decembar - December	maj - May
Vrijednost - Value	1386	1311	1281	1256	1245	1238	1201	1158
% - percent	10.62	10.05	9.82	9.63	9.54	9.49	9.21	8.88



BROJANJE VOZILA NA MREŽI PUTEVA U REPUBLICI SRPSKOJ – 2016. GODINA
VEHICLE COUNTING ON THE ROAD NETWORK OF THE REPUBLIC OF SRPSKA – YEAR 2016

MJESEČNI BROJ VOZILA
MONTHLY NUMBER OF VEHICLES

Automatski brojač broj - Automatic counter number
 Lokalitet - Location / Stacionaža - Mileage [km+m]
 Broj puta - Road number / Dionica - Section

000051
 Podnovlje / 0+916,00
 M 17 (MI-105) / Podnovlje - Šešlije

	Mjesec - Month											
	Januar- January	Februar- February	Mart- March	April- April	Maj- May	Jun- June	Juli- July	August- August	Septembar- September	Oktober- October	Novembar- November	Decembar- December
1	2302	3035	3740	4502	3931	3730	4628	5703	4574	4314	4217	3598
2	3392	3086	3572	4193	4156	4151	4400	5613	5026	3567	4121	3893
3	3243	3269	3651	3627	4688	4397	4019	5799	4587	4246	4136	3271
4	3673	3393	3825	5264	4676	4034	4361	6335	4460	4394	4569	2642
5	3834	3653	3428	4672	5870	4002	4430	6815	4446	4231	4173	3742
6	2981	3177	3022	4848	4238	3955	4475	7319	4203	4424	3683	3682
7	2600	2489	3365	4419	4347	4059	4495	6781	4595	4911	4037	3723
8	3458	3086	3591	4742	4032	4238	4839	6179	3725	4558	3867	3675
9	3545	3234	2586	4290	4211	4207	4822	5982	4589	3990	3908	3858
10	3354	3208	3007	3795	4156	4849	4415	5947	4175	4077	4139	3289
11	3429	3165	3680	3827	4348	4073	5019	5868	3971	4234	4692	2749
12	3597	3614	3253	4104	4725	3712	4756	6487	4303	3899	4214	3452
13	3496	2414	2793	4243	5016	4780	4748	7039	4313	4649	3824	3616
14	3113	2718	3551	4158	4313	4200	5025	6689	4462	4715	3980	3694
15	3659	3298	3683	4490	3733	4151	5332	6039	4807	4256	3825	3858
16	3389	3269	3705	3964	3818	4409	5533	5895	4951	3628	4161	3860
17	2816	3271	3918	3578	3967	4671	4936	5615	4624	4086	4182	3231
18	3550	3433	4039	3940	4188	4338	5385	6335	4234	4007	4537	3244
19	3731	3886	3896	4050	4403	3691	5048	6838	4315	4173	3848	3530
20	3759	3314	3252	4068	4784	3853	5334	6682	4793	4032	3378	3670
21	3565	2874	3745	4238	4509	4143	5384	6802	4481	4536	3825	3686
22	3815	4037	3799	4441	4504	3010	5877	5744	4380	4214	3862	4089
23	2990	3496	3885	4029	4441	4276	5856	5617	4888	3544	3859	4236
24	2477	3603	4059	3437	4616	4793	5604	5014	4269	3998	3802	3452
25	3207	3801	4381	4203	4283	4201	5572	4969	3910	4006	4264	3073
26	3291	3900	3760	4223	4327	3937	6104	5528	4440	4387	3744	3864
27	2961	3653	3544	4350	4836	4163	5577	5158	4477	4343	3008	3847
28	2852	3079	3686	4673	4333	4398	5751	4754	4380	4896	3538	4157
29	3309	3414	4216	5628	4020	4324	6225	4716	4374	4807	3715	3865
30	3001		4431	3719	4013	4614	6551	4446	4837	4306	3401	4531
31	2087		5139		3855		5984	4533		4279		3483
Ukupno- Total	100363	95790	114185	127744	135353	125366	160550	183371	133596	131706	118502	112503
Prosjek- Average	3238	3303	3683	4258	4366	4179	5179	5915	4453	4249	3950	3629
Godišnji prosjek (PGDS) - Annual average (AADT)												4205

BROJANJE VOZILA NA MREŽI PUTEVA U REPUBLICI SRPSKOJ – 2016. GODINA
VEHICLE COUNTING ON THE ROAD NETWORK OF THE REPUBLIC OF SRPSKA – YEAR 2016

STRUKTURA SAOBRAĆAJNOG TOKA
TRAFFIC FLOW COMPOSITION

Automatski brojač broj - Automatic counter number
 Lokalizet - Location / Stacionaža - Mileage [km+m]
 Broj puta - Road number / Dionica - Section

000051
 Podnovlje / 0+916,00
 M 17 (MI-105) / Podnovlje - Šešlije

Mjesec - Month	Smjer - Direction	Dužina vozila - Vehicle length								Ukupno - Total
		< 5,5 m	(%)	5,5 - 12 m	(%)	12 - 16,5 m	(%)	> 16,5 m	(%)	
Januar - January	I	38905	77.9	5855	11.7	4877	9.8	282	0.6	49920
	II	39703	78.7	6065	12.0	4489	8.9	186	0.4	50443
	ukupno - total	78608	78.3	11920	11.9	9366	9.3	469	0.5	100363
Februar - February	I	35560	74.6	6317	13.2	5549	11.6	257	0.5	47684
	II	35997	74.8	6727	14.0	5220	10.9	163	0.3	48107
	ukupno - total	71556	74.7	13045	13.6	10769	11.2	421	0.4	95790
Mart - March	I	41691	72.7	7906	13.8	7482	13.1	243	0.4	57323
	II	41687	73.3	8206	14.4	6854	12.1	115	0.2	56862
	ukupno - total	83378	73.0	16112	14.1	14337	12.6	359	0.3	114185
April - April	I	48477	75.7	7825	12.2	7600	11.9	168	0.3	64070
	II	48767	76.6	8185	12.9	6670	10.5	53	0.1	63674
	ukupno - total	97244	76.1	16009	12.5	14270	11.2	221	0.2	127744
Maj - May	I	51971	76.5	8431	12.4	7394	10.9	164	0.2	67960
	II	51974	77.1	8751	13.0	6609	9.8	58	0.1	67392
	ukupno - total	103945	76.8	17182	12.7	14003	10.3	222	0.2	135353
Juni - June	I	46836	75.4	7948	12.8	7176	11.6	127	0.2	62088
	II	47567	75.2	8937	14.1	6736	10.6	39	0.1	63279
	ukupno - total	94403	75.3	16885	13.5	13912	11.1	166	0.1	125366
Juli - July	I	65916	80.0	8790	10.7	7550	9.2	121	0.1	82377
	II	62063	79.4	9372	12.0	6713	8.6	25	0.0	78172
	ukupno - total	127979	79.7	18161	11.3	14264	8.9	146	0.1	160550
Avgust - August	I	72921	80.1	9920	10.9	8010	8.8	152	0.2	91004
	II	74629	80.8	10377	11.2	7326	7.9	35	0.0	92368
	ukupno - total	147550	80.5	20298	11.1	15336	8.4	187	0.1	183371
Septembar - September	I	49046	73.7	9264	13.9	8063	12.1	151	0.2	66525
	II	49830	74.3	9842	14.7	7338	10.9	60	0.1	67071
	ukupno - total	98877	74.0	19107	14.3	15401	11.5	211	0.2	133596
Oktobar - October	I	48763	74.1	9073	13.8	7693	11.7	262	0.4	65791
	II	48877	74.2	9694	14.7	7221	11.0	123	0.2	65915
	ukupno - total	97640	74.1	18767	14.2	14914	11.3	386	0.3	131706
Novembar - November	I	43162	73.3	8341	14.2	7123	12.1	283	0.5	58909
	II	43725	73.4	9017	15.1	6703	11.2	147	0.2	59593
	ukupno - total	86888	73.3	17358	14.6	13826	11.7	431	0.4	118502
Decembar - December	I	42104	74.5	7627	13.5	6447	11.4	367	0.6	56544
	II	41768	74.6	8145	14.6	5830	10.4	216	0.4	55960
	ukupno - total	83872	74.6	15772	14.0	12276	10.9	583	0.5	112503
Ukupno (godišnje) - Total (annual)	I	585352	76.1	97297	13.0	84965	10.6	2580	0.2	770194
	II	586586	76.1	103318	13.0	77710	10.6	1222	0.2	768836
	ukupno - total	1171939	76.1	200615	13.0	162674	10.6	3802	0.2	1539030
Prosjek (PGDS) - Average (AADT)	I	1599	76.1	266	13.0	232	10.6	7	0.2	2104
	II	1603	76.1	282	13.0	212	10.6	3	0.2	2101
	ukupno - total	3202	76.1	548	13.0	444	10.6	10	0.2	4205

BRONANJE VOZILA NA MREŽI PUTEVA U REPUBLICI SRPSKOJ – 2016. GODINA
VEHICLE COUNTING ON THE ROAD NETWORK OF THE REPUBLIC OF SRPSKA – YEAR 2016

SAOBRAĆAJNI POKAZATELJI

000051
 Podnovlje / 0+916,00
 M 17 (MI-105) / Podnovlje - Šešije

Automatski brojač broj
 Lokalizet / Stacionaža [km+m]
 Broj puta / Dionica

Mjesec	Snjir	minimalni čas		maksimalni čas		voz/h	minimalni dan		maksimalni dan		dnevni prosjek (05-21 h)	noćni prosjek (21-05 h)	prosijek radnim danom	prosijek vikendom	ljerni prosjek	
		datum/dan	čas	datum/dan	čas		datum/dan	voz/dan								
Januar	I	subota/2.	1	3	utorak/19.	15	176	nedjelja/31.	967	petak/22.	1944	144	1751	1421		
	II	petak/29.	3	2	subota/9.	12	212	nedjelja/31.	1120	utorak/5.	1910	150	1710	1516		
	I+II	četvrtak/28.	2	7	subota/9.	12	378	nedjelja/31.	2087	utorak/5.	3834	294	3461	2937		
Februar	I	ponedjeljak/1.	1	3	ponedjeljak/22.	12	166	subota/13.	1155	petak/26.	2023	137	1726	1436		
	II	ponedjeljak/1.	3	2	ponedjeljak/15.	13	176	subota/13.	1259	ponedjeljak/22.	2066	142	1710	1529		
	I+II	ponedjeljak/1.	3	6	ponedjeljak/22.	12	333	subota/13.	2414	ponedjeljak/22.	4037	279	3436	2965		
Mart	I	ponedjeljak/14.	1	2	četvrtak/31.	12	190	srijeda/9.	1273	četvrtak/31.	2693	162	1920	1649		
	II	četvrtak/3.	2	1	četvrtak/31.	10	186	srijeda/9.	1313	četvrtak/31.	2446	161	1874	1720		
	I+II	ponedjeljak/7.	1	8	četvrtak/31.	14	367	srijeda/9.	2586	četvrtak/31.	5139	323	3794	3369		
April	I	utorak/19.	1	2	petak/1.	13	242	nedjelja/24.	1639	petak/29.	3010	208	2195	2015		
	II	petak/1.	3	4	ponedjeljak/4.	14	309	nedjelja/3.	1797	ponedjeljak/4.	3182	1909	213	2178	2011	
	I+II	utorak/19.	1	9	ponedjeljak/4.	14	472	nedjelja/24.	3437	petak/29.	5628	3836	421	4373	4026	
Maj	I	ponedjeljak/16.	1	3	četvrtak/5.	13	259	nedjelja/15.	1745	četvrtak/5.	3240	1965	227	2284	2023	
	II	ponedjeljak/16.	3	5	subota/7.	12	245	petak/6.	1839	četvrtak/5.	2630	1941	233	2178	2167	
	I+II	utorak/3.	1	12	četvrtak/5.	16	453	nedjelja/15.	3733	četvrtak/5.	5870	3905	460	4462	4190	
Juni	I	srijeda/22.	2	0	petak/10.	16	196	srijeda/22.	790	petak/10.	2525	1832	237	2109	1960	2069
	II	utorak/21.	3	2	nedjelja/26.	18	180	srijeda/1.	1844	utorak/21.	2372	1871	239	2135	2039	2109
	I+II	srijeda/22.	1	9	petak/10.	16	338	srijeda/22.	3010	petak/10.	4849	3703	476	4244	3999	4179
Juli	I	petak/8.	1	8	subota/30.	10	232	nedjelja/3.	1924	subota/30.	3336	2277	378	2658	2655	
	II	utorak/5.	3	6	subota/30.	16	237	subota/2.	2078	subota/30.	3215	2179	343	2502	2563	2522
	I+II	utorak/5.	2	23	subota/30.	16	442	nedjelja/3.	4019	subota/30.	6551	4456	721	5160	5212	5177
Avgust	I	srijeda/31.	1	8	subota/6.	9	279	nedjelja/28.	1972	subota/6.	4034	2541	392	2876	3098	2933
	II	petak/5.	3	6	nedjelja/14.	17	325	srijeda/31.	2273	nedjelja/21.	3699	2582	395	2864	3305	2978
	I+II	srijeda/31.	1	19	nedjelja/21.	17	513	utorak/30.	4446	subota/6.	7319	5124	787	5740	6403	5911
Septembar	I	četvrtak/8.	4	5	petak/30.	14	195	nedjelja/25.	1812	petak/2.	2579	1988	229	2267	2081	2217
	II	petak/16.	1	5	nedjelja/25.	15	205	četvrtak/8.	1913	petak/2.	2447	1994	242	2249	2198	2236
	I+II	četvrtak/8.	4	12	petak/16.	16	370	četvrtak/8.	3725	petak/2.	5026	3982	471	4516	4279	4453
Oktobar	I	utorak/4.	1	3	petak/14.	13	219	nedjelja/16.	1680	petak/7.	2570	1920	202	2174	2014	
	II	utorak/18.	3	6	nedjelja/30.	17	208	nedjelja/2.	1837	subota/8.	2355	1907	219	2136	2104	
	I+II	srijeda/12.	1	11	nedjelja/30.	17	390	nedjelja/23.	3544	petak/7.	4911	3827	421	4311	4118	
Novembar	I	ponedjeljak/14.	0	3	petak/11.	15	193	nedjelja/27.	1398	petak/11.	2391	1802	206	2022	1829	
	II	ponedjeljak/7.	2	2	nedjelja/6.	15	190	nedjelja/27.	1610	petak/11.	2301	1806	221	2017	1915	
	I+II	utorak/1.	1	11	petak/11.	15	368	nedjelja/27.	3008	petak/11.	4692	3608	427	4039	3744	
Decembar	I	utorak/6.	1	2	petak/30.	12	218	nedjelja/4.	1263	petak/30.	2316	1664	161	1935	1558	
	II	četvrtak/15.	3	3	petak/30.	14	188	nedjelja/4.	1379	petak/30.	2215	1643	163	1889	1602	
	I+II	utorak/6.	1	8	petak/30.	14	388	nedjelja/4.	2642	petak/30.	4531	3307	324	3824	3159	
Godina	I	srijeda/22.6.	2	0	subota/6.8.	9	279	srijeda/22.6.	790	subota/6.8.	4034	1882	224	2160	1978	2469
	II	četvrtak/3.3.	2	1	nedjelja/14.8.	17	325	nedjelja/31.1.	1120	nedjelja/21.8.	3699	1875	227	2120	2056	2461
	I+II	ponedjeljak/1.2.	3	6	nedjelja/21.8.	17	513	nedjelja/31.1.	2087	subota/6.8.	7319	3757	450	4280	4033	4930

BROJANJE VOZILA NA MREŽI PUTEVA U REPUBLICI SRPSKOJ – 2016. GODINA
VEHICLE COUNTING ON THE ROAD NETWORK OF THE REPUBLIC OF SRPSKA – YEAR 2016

TRAFFIC PARAMETERS

Automatic counter number
 Location / Mileage [km+m]
 Road number / Section

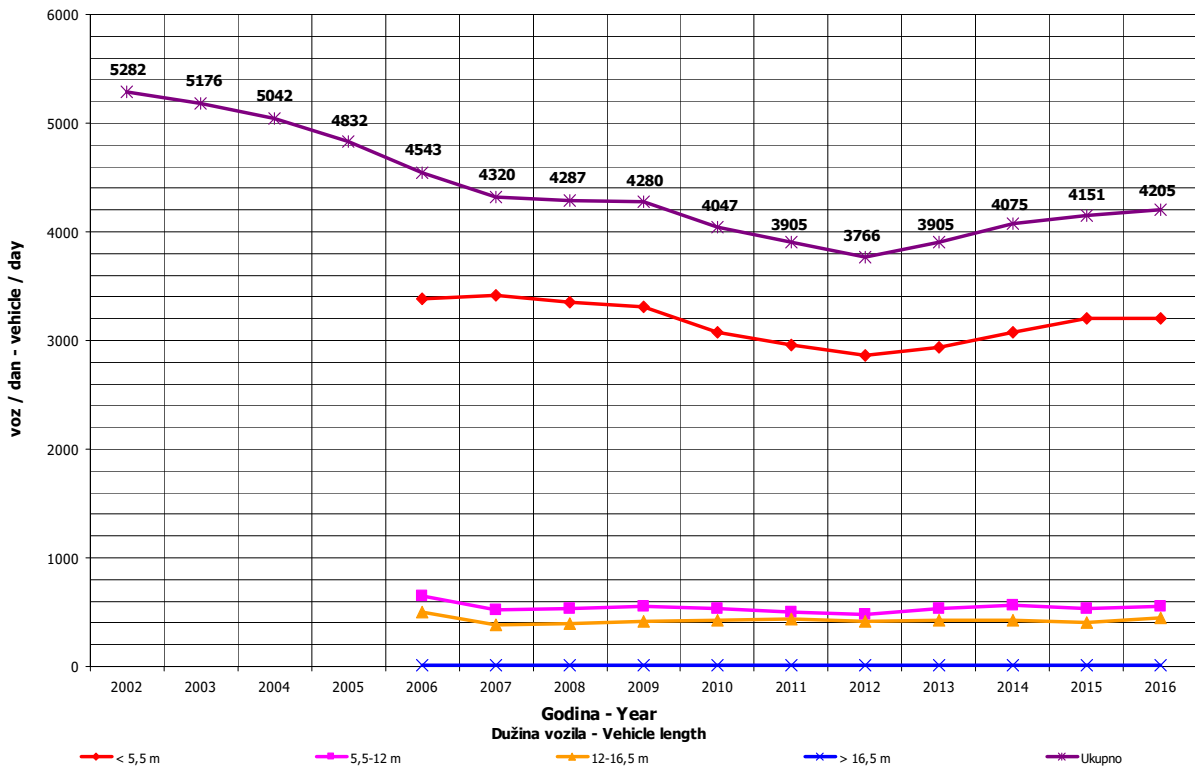
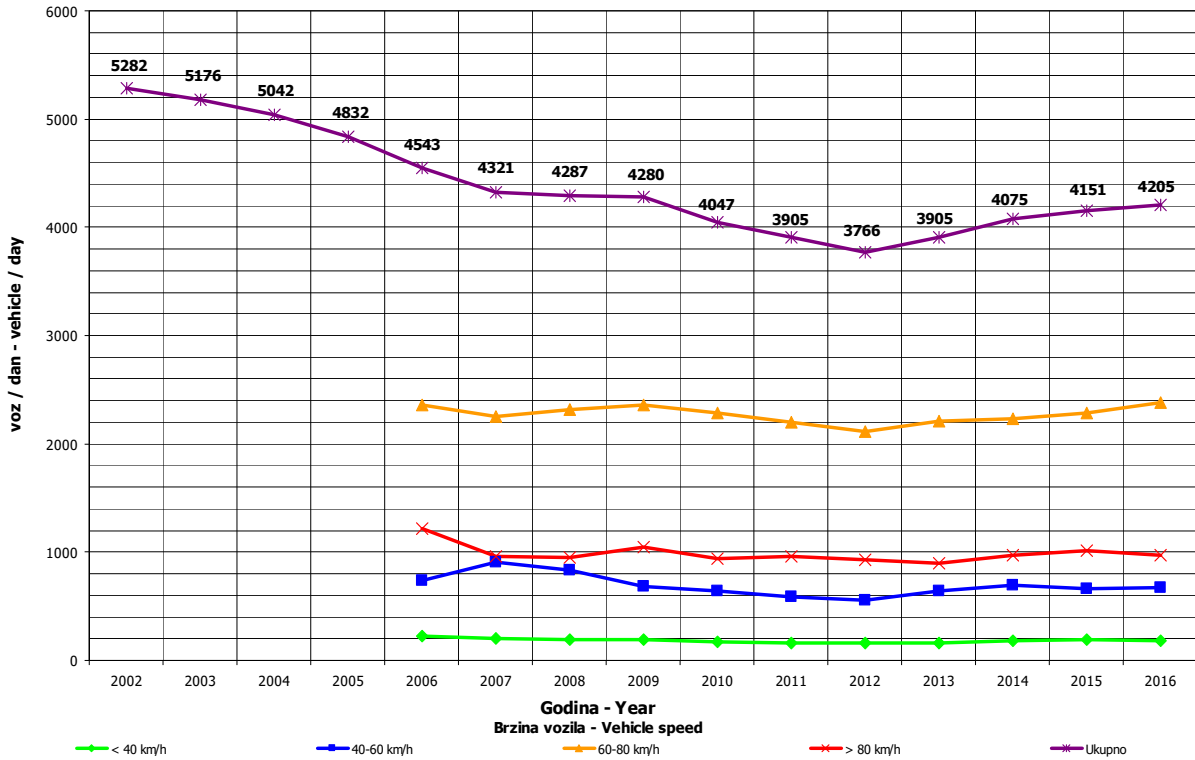
000051
 Podnovlje / 0+916,00
 M 17 (M1-105) / Podnovlje - Šešilje

Month	Direction	minimum hour		maximum hour		veh/h	veh/day	minimum day		maximum day		day time average (5-21 h)	night average (21-05 h)	working day average	weekend average	summer average
		date/day	hour	date/day	hour			date/day	date/day	veh/day	veh/day					
January	I	2/Saturday	3	19/Tuesday	15	176	967	31/Sunday	1944	22/Friday	1469	144	1751	1421		
	II	29/Friday	3	9/Saturday	12	212	1120	31/Sunday	1910	5/Tuesday	1479	150	1710	1516		
	I+II	28/Thursday	2	9/Saturday	12	378	2087	31/Sunday	3834	5/Tuesday	2947	294	3461	2937		
February	I	1/Monday	3	22/Monday	12	166	1155	13/Saturday	1259	26/Friday	1509	137	1726	1436		
	II	1/Monday	3	15/Monday	13	176	1259	13/Saturday	2414	22/Monday	1518	142	1710	1529		
	I+II	1/Monday	3	22/Monday	12	333	2414	13/Saturday	4037	22/Monday	3027	279	3436	2965		
March	I	14/Monday	1	31/Thursday	12	190	1273	9/Wednesday	1273	31/Thursday	1688	162	1920	1649		
	II	3/Thursday	2	31/Thursday	10	186	1313	9/Wednesday	1313	31/Thursday	1673	161	1874	1720		
	I+II	7/Monday	1	31/Thursday	14	367	2586	9/Wednesday	2586	31/Thursday	3361	323	3794	3369		
April	I	19/Thursday	1	1/Friday	13	242	1639	24/Sunday	1639	29/Friday	1927	208	2195	2015		
	II	1/Friday	3	4/Monday	14	309	1797	3/Sunday	1797	4/Monday	1909	213	2178	2011		
	I+II	19/Thursday	1	4/Monday	14	472	3437	24/Sunday	3437	29/Friday	3836	421	4373	4026		
May	I	16/Monday	1	5/Thursday	13	259	1745	15/Sunday	1745	5/Thursday	1965	227	2284	2023		
	II	16/Monday	3	7/Saturday	12	245	1839	6/Friday	1839	5/Thursday	1941	233	2178	2167		
	I+II	3/Thursday	1	5/Thursday	16	453	3733	15/Sunday	3733	5/Thursday	3905	460	4462	4190		
June	I	22/Wednesday	2	10/Friday	16	196	790	22/Wednesday	790	10/Friday	1832	237	2109	1960		2069
	II	21/Tuesday	3	26/Sunday	18	180	1844	1/Wednesday	1844	21/Tuesday	1871	239	2135	2039		2109
	I+II	22/Wednesday	1	10/Friday	16	338	3010	22/Wednesday	3010	10/Friday	3703	476	4244	3999		4179
July	I	8/Friday	1	30/Saturday	10	232	1924	3/Sunday	1924	30/Saturday	2277	378	2658	2650		2655
	II	5/Tuesday	3	30/Saturday	16	237	2078	2/Saturday	2078	30/Saturday	2179	343	2502	2563		2522
	I+II	5/Tuesday	2	30/Saturday	16	442	4019	3/Sunday	4019	30/Saturday	4456	721	5160	5212		5177
August	I	31/Wednesday	1	6/Saturday	9	279	1972	28/Sunday	1972	6/Saturday	2541	392	2876	3098		2933
	II	5/Friday	3	14/Sunday	17	325	2273	31/Wednesday	2273	21/Sunday	2582	395	2864	3305		2978
	I+II	31/Wednesday	1	14/Sunday	17	513	4446	30/Tuesday	4446	6/Saturday	5124	787	5740	6403		5911
September	I	8/Thursday	4	30/Friday	14	195	1812	25/Sunday	1812	2/Friday	1988	229	2267	2081		2217
	II	16/Friday	1	25/Sunday	15	205	1913	8/Thursday	1913	2/Friday	1994	242	2249	2198		2236
	I+II	8/Thursday	4	16/Friday	16	370	3725	8/Thursday	3725	2/Friday	3982	471	4516	4279		4453
October	I	4/Tuesday	1	14/Friday	13	219	1680	16/Sunday	1680	7/Friday	1920	202	2174	2014		
	II	18/Tuesday	3	30/Sunday	17	208	1837	2/Sunday	1837	8/Saturday	1907	219	2136	2104		
	I+II	12/Wednesday	1	30/Sunday	17	390	3544	23/Sunday	3544	7/Friday	3827	421	4311	4118		
November	I	14/Monday	0	11/Friday	15	193	1398	27/Sunday	1398	11/Friday	1802	206	2022	1829		
	II	7/Monday	2	6/Sunday	15	190	1610	27/Sunday	1610	11/Friday	1806	221	2017	1915		
	I+II	1/Tuesday	1	11/Friday	15	368	3008	27/Sunday	3008	11/Friday	3608	427	4039	3744		
December	I	6/Tuesday	1	30/Friday	12	218	1263	4/Sunday	1263	30/Friday	1664	161	1935	1558		
	II	15/Thursday	3	30/Friday	14	188	1379	4/Sunday	1379	30/Friday	1643	163	1889	1602		
	I+II	6/Tuesday	1	30/Friday	14	388	2642	4/Sunday	2642	30/Friday	3307	324	3824	3159		
Year	I	June 22/Wednesday	2	August 6/Saturday	9	279	790	June 22/Wednesday	790	August 6/Saturday	1882	224	2160	1978		2469
	II	March 3/Thursday	2	August 14/Sunday	17	325	1120	January 31/Sunday	1120	August 21/Sunday	1875	227	2120	2056		2461
	I+II	February 1/Monday	3	August 21/Sunday	17	513	2087	January 31/Sunday	2087	August 6/Saturday	3757	450	4280	4033		4930

GODIŠNJA NERAVNOMJERNOST SAOBRAĆAJNOG TOKA TRAFFIC FLOW ANNUAL VARIATION

Automatski brojač broj - Automatic counter number
 Lokalizet - Location / Stacionaža - Mileage [km+m]
 Broj puta - Road number / Dionica - Section

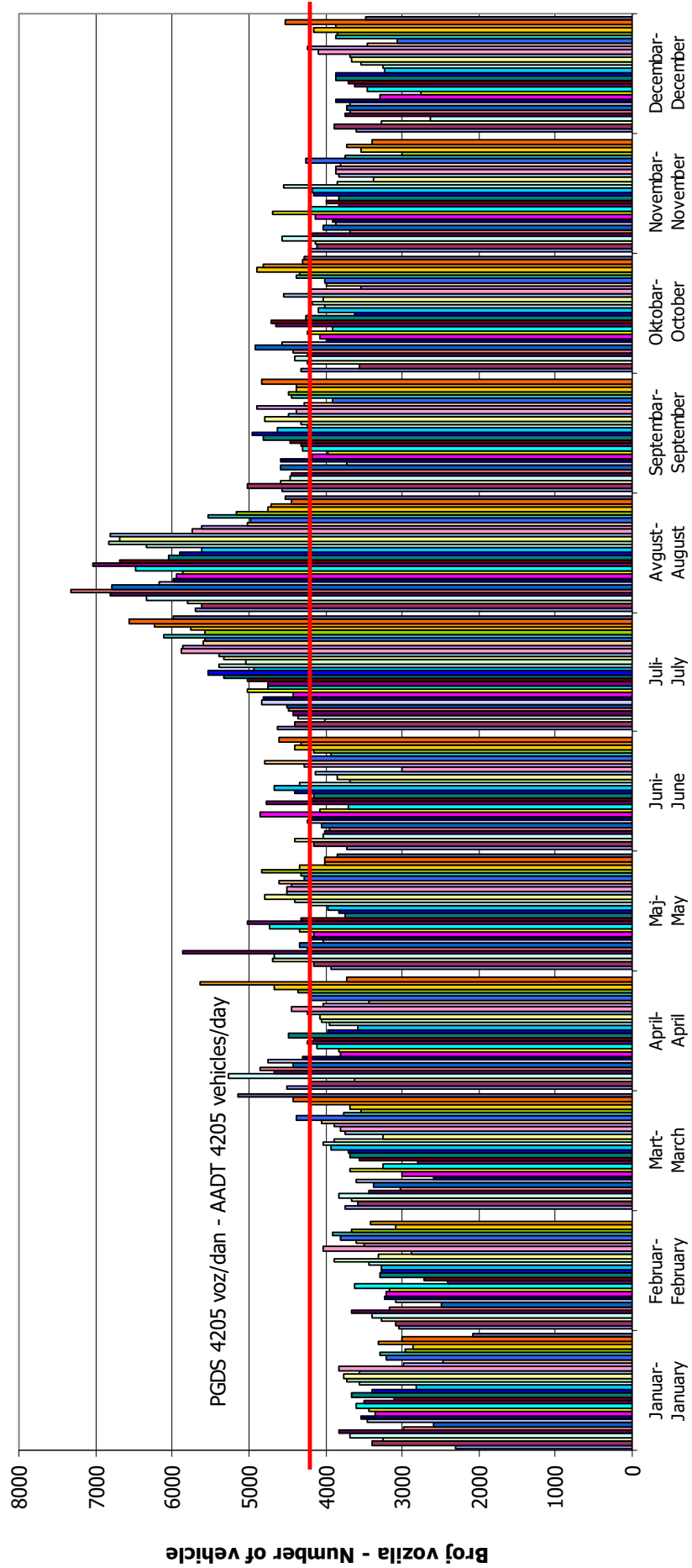
000051
 Podnovlje / 0+916,00
 M 17 (MI-105) / Podnovlje - Šešlije



DNEVNA NERAVNOMJERNOST SAOBRAĆAJNOG TOKA
TRAFFIC FLOW DAILY VARIATION

Automatski brojač broj - Automatic counter number
 Lokalizet - Location / Stacionaža - Mileage [km+tm]
 Broj puta - Road number/ Dionica - Section

000051
 Podnovlje / 0+916,00
 M 17 (MI-105) / Podnovlje - Šešilje

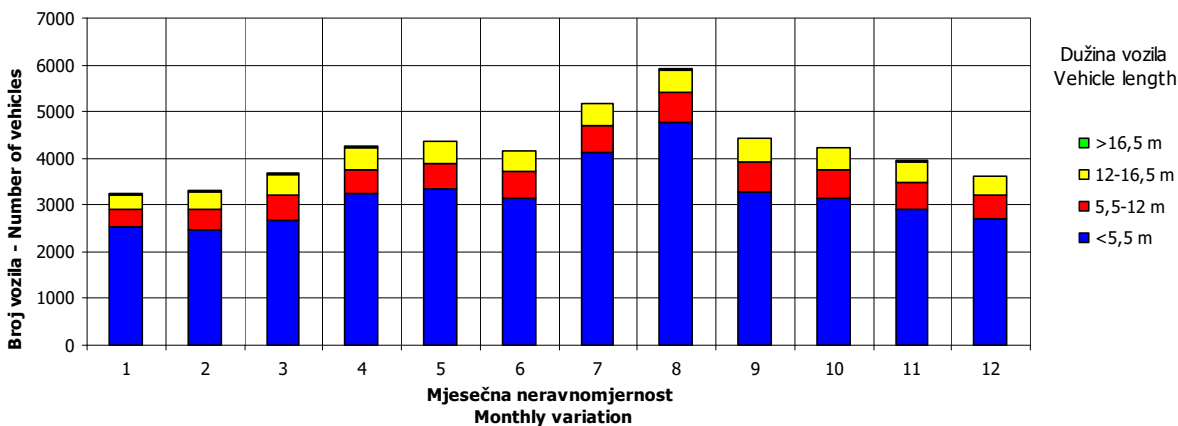
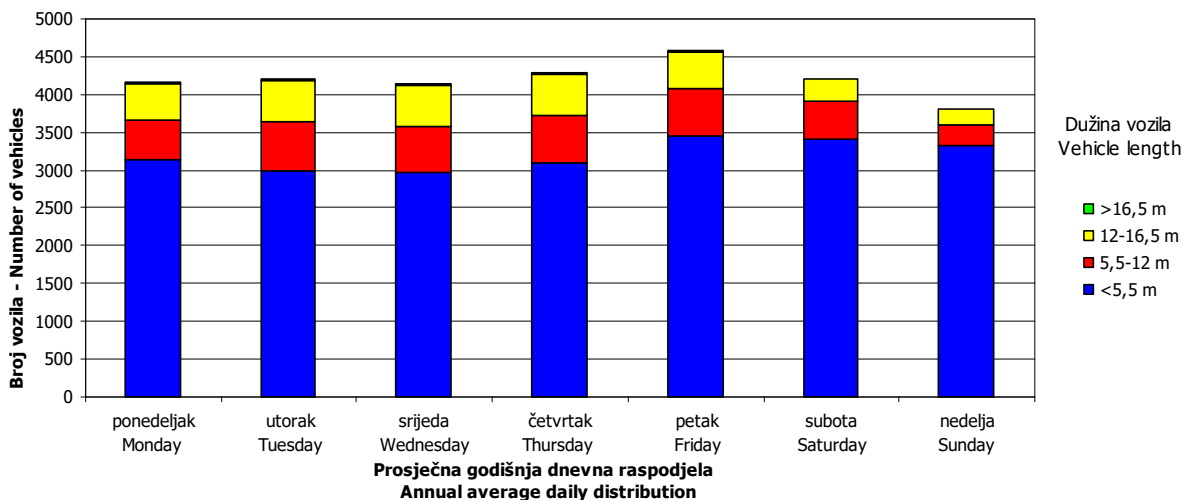
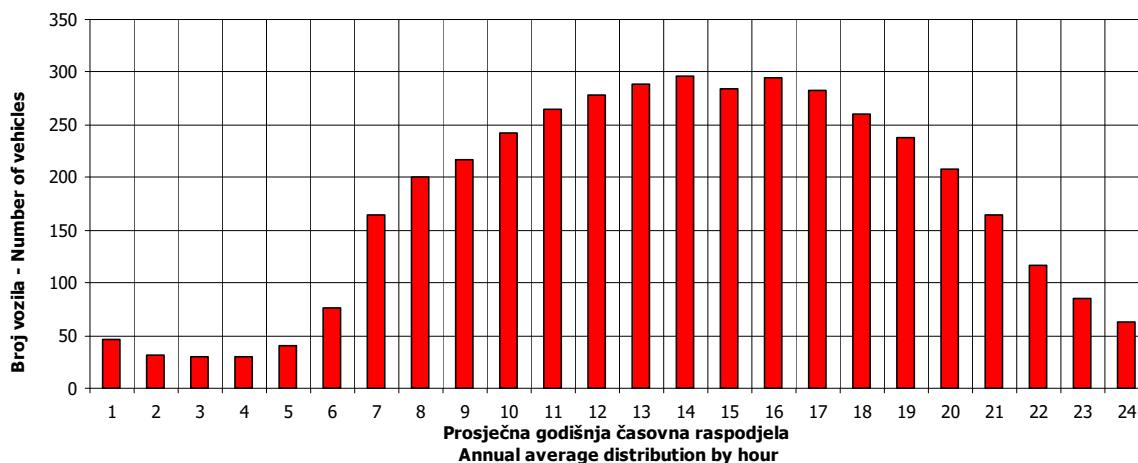


VREMENSKA RASPODJELA SAOBRAĆAJNOG TOKA TRAFFIC FLOW TIME DISTRIBUTION

Automatski brojač broj - Automatic counter number
 Lokalizet - Location / Stacionaža - Mileage [km+m]
 Broj puta - Road number / Dionica - Section

000051
 Podnovlje / 0+916,00
 M 17 (MI-105) / Podnovlje - Šešlije

PGDS 4205 voz/dan AADT 4205 veh/day

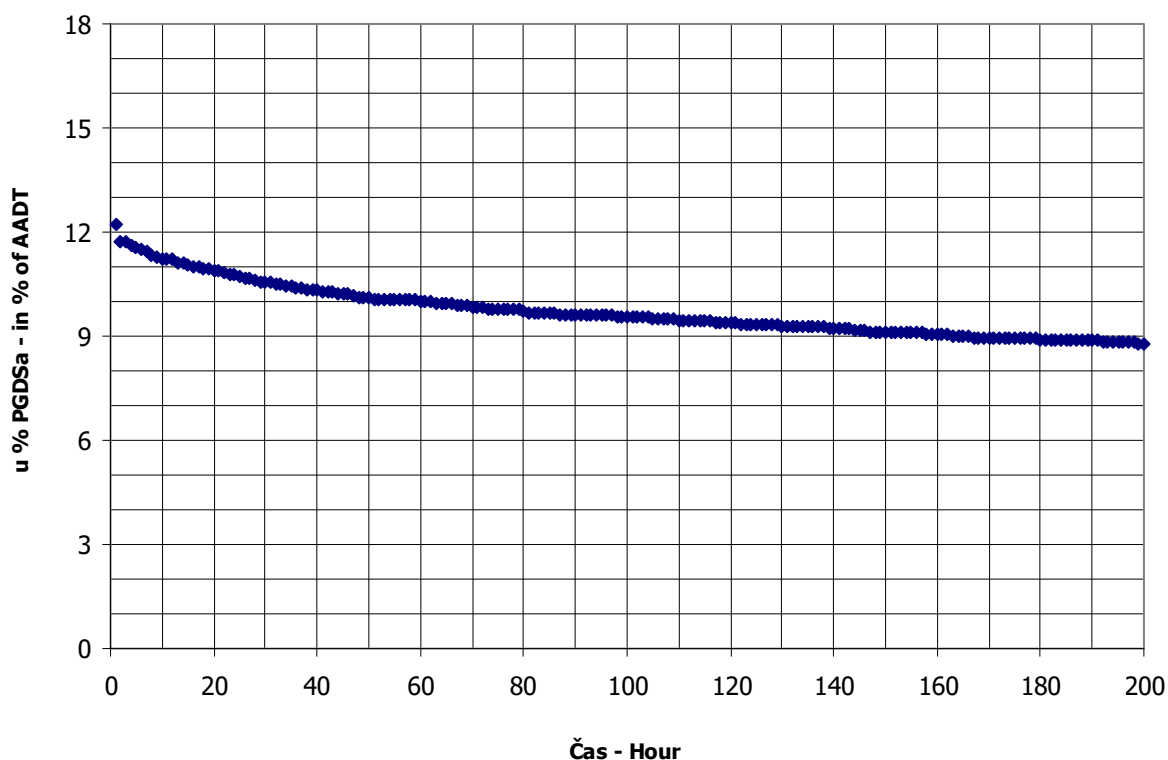


SATNA DISTRIBUCIJA SAOBRAĆAJNOG TOKA
TRAFFIC FLOW HOURLY DISTRIBUTION

Automatski brojač broj - Automatic counter number
 Lokalitet - Location / Stacionaža - Mileage [km+m]
 Broj puta - Road number / Dionica - Section

000051
 Podnovlje / 0+916,00
 M 17 (MI-105) / Podnovlje - Šešlije

PGDS - AADT	4205 voz/dan - veh/day							
Čas - Hour	Maksimalni vršni sat - Maximum peak hour	10	20	30	40	50	100	200
Sat u danu - Hour of day	17	17	9	10	15	13	16	12
Sat u godini - Hour in year	5610	5418	5242	5411	5200	5438	5249	4885
Dan - Day of week	nedelja - Sunday	subota - Saturday	subota - Saturday	subota - Saturday	četvrtak - Thursday	nedelja - Sunday	subota - Saturday	petak - Friday
Datum - Date	21	13	6	13	4	14	6	22
Mjesec - Month	avgust - August	avgust - August	avgust - August	avgust - August	avgust - August	avgust - August	avgust - August	juli - July
Vrijednost - Value	513	473	459	444	434	425	402	370
% - percent	12.20	11.25	10.92	10.56	10.32	10.11	9.56	8.80



BROJANJE VOZILA NA MREŽI PUTEVA U REPUBLICI SRPSKOJ – 2016. GODINA
VEHICLE COUNTING ON THE ROAD NETWORK OF THE REPUBLIC OF SRPSKA – YEAR 2016

MJESEČNI BROJ VOZILA
MONTHLY NUMBER OF VEHICLES

Automatski brojač broj - Automatic counter number 000052
 Lokalitet - Location / Stacionaža - Mileage [km+m] Batkuša / 8+812,00
 Broj puta - Road number / Dionica - Section R 462a (MI-104) / Grebnice - Obudovac 1

	Mjesec - Month											
	Januar- January	Februar- February	Mart- March	April- April	Maj- May	Jun- June	Juli- July	August- August	Septembar- September	Oktober- October	Novembar- November	Decembar- December
1	2068	2591	3292	4178	3514	3215	3876	4846	3802	4147	3576	3013
2	2993	2658	3154	3971	3823	3661	3591	4690	4244	3489	3634	3344
3	2845	2879	3065	3397	4244	3945	3440	4488	4151	3689	3465	2870
4	3376	2995	3409	4667	4409	3561	3558	4623	4217	3662	4016	2423
5	3670	3182	3194	3877	4590	3516	3531	4808	3764	3764	3802	3390
6	2462	2684	3039	4082	4540	3353	3978	4893	3669	3869	3609	3129
7	1845	2201	3308	4034	4593	3426	3795	4791	3893	4317	3681	3328
8	3384	2568	3227	4125	4053	3525	3939	4621	3559	4122	3532	3179
9	3502	2892	2155	3960	3716	3476	4037	4445	3893	3637	3385	3381
10	3156	2677	2503	3653	3651	3851	3663	4235	3710	3589	3702	3139
11	2973	2750	3196	3361	3825	3532	4774	4157	3766	3634	4091	2665
12	3096	3099	3038	3643	4092	3230	4192	4435	3986	3442	3940	3125
13	3232	2644	2620	3491	4260	3879	3867	4568	3718	4142	3704	3143
14	2855	2443	3145	3650	3887	3722	4014	4312	3672	4117	3471	3105
15	3187	2722	3430	3919	3627	3773	4441	4096	3830	3899	3451	3190
16	3153	2847	3317	3786	3181	3894	4423	4105	4289	3516	3425	3443
17	2633	2925	3415	3464	3324	3792	4309	4014	3978	3433	3498	3019
18	2901	2915	3752	3359	3513	3602	4092	4426	3628	3624	3915	3396
19	3509	3297	3630	3599	3535	3409	4003	4321	3737	3607	3655	3289
20	3462	2960	3265	3541	4125	3316	4316	4142	3971	3474	3463	3158
21	3330	2561	3410	3529	3909	3296	4031	4121	4071	4004	3297	3287
22	3299	3407	3353	3968	4775	1813	4378	3831	4134	3812	3492	3332
23	2860	3103	3565	3651	3913	3098	4456	3957	4347	3368	3326	3751
24	2323	3121	3541	3382	3883	3958	4324	3988	3942	3516	3271	3197
25	2630	3269	3785	3527	3610	3459	4187	4073	3725	3477	3642	2816
26	3313	3608	3766	3727	3677	3048	3936	4421	3926	3773	3367	3098
27	2392	3336	3452	3906	4103	3526	4049	4681	3854	3716	2816	3229
28	2527	2889	3193	4026	4152	3767	4444	4654	3700	4049	3356	3282
29	2896	3172	3806	4859	3622	3462	4913	4116	3818	4099	3312	3414
30	2802		3711	3278	3247	3761	4898	3866	4071	4051	3151	3646
31	2006		4759		3205		4823	3703		3614		3074
Ukupno- Total	90620	84313	103480	113675	120635	104846	128346	134529	117098	116663	106024	98834
Prosjek- Average	2923	2907	3338	3789	3891	3495	4140	4340	3903	3763	3534	3188
Godišnji prosjek (PGDS) - Annual average (AADT)												3604

BROJANJE VOZILA NA MREŽI PUTEVA U REPUBLICI SRPSKOJ – 2016. GODINA
VEHICLE COUNTING ON THE ROAD NETWORK OF THE REPUBLIC OF SRPSKA – YEAR 2016

STRUKTURA SAOBRAĆAJNOG TOKA
TRAFFIC FLOW COMPOSITION

Automatski brojač broj - Automatic counter number
 Lokalitet - Location / Stacionaža - Mileage [km+m]
 Broj puta - Road number / Dionica - Section

000052
 Batkuša / 8+812,00
 R 462a (MI-104) / Grebnice - Obudovac 1

Mjesec - Month	Smjer - Direction	Dužina vozila - Vehicle length								Ukupno - Total
		< 5,5 m	(%)	5,5 - 12 m	(%)	12 - 16,5 m	(%)	> 16,5 m	(%)	
Januar - January	I	37605	84.6	4429	10.0	2337	5.3	68	0.2	44440
	II	38782	84.0	4728	10.2	2612	5.7	58	0.1	46180
	ukupno - total	76388	84.3	9157	10.1	4948	5.5	126	0.1	90620
Februar - February	I	34066	81.6	4792	11.5	2802	6.7	74	0.2	41734
	II	34386	80.8	5029	11.8	3098	7.3	66	0.2	42579
	ukupno - total	68452	81.2	9821	11.6	5900	7.0	140	0.2	84313
Mart - March	I	40812	80.3	6149	12.1	3804	7.5	64	0.1	50829
	II	41870	79.5	6485	12.3	4221	8.0	75	0.1	52651
	ukupno - total	82682	79.9	12635	12.2	8024	7.8	139	0.1	103480
April - April	I	46015	82.5	5954	10.7	3776	6.8	34	0.1	55779
	II	47152	81.4	6228	10.8	4471	7.7	44	0.1	57895
	ukupno - total	93167	82.0	12182	10.7	8248	7.3	78	0.1	113675
Maj - May	I	50073	83.9	5838	9.8	3745	6.3	31	0.1	59687
	II	50811	83.4	6176	10.1	3918	6.4	44	0.1	60948
	ukupno - total	100883	83.6	12013	10.0	7663	6.4	75	0.1	120635
Juni - June	I	42385	82.7	5377	10.5	3491	6.8	21	0.0	51274
	II	44071	82.3	5722	10.7	3727	7.0	52	0.1	53573
	ukupno - total	86456	82.5	11099	10.6	7218	6.9	73	0.1	104846
Juli - July	I	52965	84.5	5955	9.5	3736	6.0	26	0.0	62682
	II	55114	83.9	6387	9.7	4120	6.3	42	0.1	65664
	ukupno - total	108080	84.2	12342	9.6	7857	6.1	68	0.1	128346
Avgust - August	I	56680	84.8	6069	9.1	4090	6.1	31	0.0	66871
	II	56551	83.6	6458	9.5	4603	6.8	46	0.1	67658
	ukupno - total	113231	84.2	12527	9.3	8693	6.5	77	0.1	134529
Septembar - September	I	47413	82.4	6334	11.0	3795	6.6	26	0.0	57568
	II	48346	81.2	6781	11.4	4374	7.3	29	0.0	59531
	ukupno - total	95760	81.8	13115	11.2	8169	7.0	55	0.0	117098
Oktobar - October	I	46906	81.6	6752	11.7	3748	6.5	72	0.1	57478
	II	47333	80.0	7358	12.4	4430	7.5	63	0.1	59185
	ukupno - total	94239	80.8	14110	12.1	8179	7.0	135	0.1	116663
Novembar - November	I	41724	80.1	6828	13.1	3498	6.7	61	0.1	52111
	II	42569	79.0	7211	13.4	4065	7.5	68	0.1	53913
	ukupno - total	84293	79.5	14039	13.2	7563	7.1	129	0.1	106024
Decembar - December	I	38693	79.5	6245	12.8	3624	7.4	106	0.2	48668
	II	39470	78.7	6540	13.0	4052	8.1	103	0.2	50166
	ukupno - total	78163	79.1	12785	12.9	7676	7.8	210	0.2	98834
Ukupno (godišnje) - Total (annual)	I	535337	82.0	70722	11.1	42447	6.8	616	0.1	649121
	II	546457	82.0	75104	11.1	47691	6.8	692	0.1	669943
	ukupno - total	1081794	82.0	145825	11.1	90137	6.8	1307	0.1	1319064
Prosjeak (PGDS) - Average (AADT)	I	1463	82.0	193	11.1	116	6.8	2	0.1	1774
	II	1493	82.0	205	11.1	130	6.8	2	0.1	1830
	ukupno - total	2956	82.0	398	11.1	246	6.8	4	0.1	3604

BRONANJE VOZILA NA MREŽI PUTEVA U REPUBLICI SRPSKOJ – 2016. GODINA
VEHICLE COUNTING ON THE ROAD NETWORK OF THE REPUBLIC OF SRPSKA – YEAR 2016

SAOBRAĆAJNI POKAZATELJI

Automatski brojač broj
 Lokalizet / Stacionaža [km+m]
 Broj puta / Dionica

000052
 Batkuša / 8+812,00
 R 462a (MI-104) / Grebnice - Obudovac 1

Mjesec	Snjir	minimalni čas			maksimalni čas			minimalni dan		maksimalni dan		dnevni prosjek (05-21 h)	noćni prosjek (21-05 h)	prosjek radnim danom	prosjek vikendom	ljerni prosjek
		datum/dan	čas	voz/h	datum/dan	čas	voz/h	datum/dan	voz/dan							
Januar	I	petak/29.	4	2	13	192	909	četvrtak/7.	1789	subota/9.	1789	1275	160	1508	1332	
	II	subota/9.	3	2	189	936	četvrtak/7.	1896	utorak/5.	1896	1331	160	1605	1333		
	I+II	četvrtak/7.	3	7	345	1845	četvrtak/7.	3670	utorak/5.	3670	2605	320	3113	2665		
Februar	I	nedjelja/14.	4	2	158	1115	nedjelja/7.	1745	petak/26.	1745	1304	137	1462	1382		
	II	nedjelja/21.	4	3	167	1060	subota/13.	1863	petak/26.	1863	1325	145	1522	1332		
	I+II	nedjelja/14.	4	7	294	2201	nedjelja/7.	3608	petak/26.	3608	2628	282	2985	2715		
Mart	I	subota/26.	2	0	189	1073	srijeda/9.	2254	četvrtak/31.	2254	1479	161	1649	1613		
	II	subota/26.	2	0	188	1082	srijeda/9.	2505	četvrtak/31.	2505	1528	171	1721	1638		
	I+II	subota/26.	2	0	357	2155	srijeda/9.	4759	četvrtak/31.	4759	3007	332	3369	3251		
April	I	nedjelja/24.	2	0	255	1548	subota/30.	2590	ponedeljak/4.	2590	1664	194	1870	1834		
	II	nedjelja/3.	1	4	228	1658	nedjelja/3.	2606	petak/29.	2606	1730	198	1940	1906		
	I+II	nedjelja/24.	2	8	438	3278	subota/30.	4859	petak/29.	4859	3395	392	3810	3740		
Maj	I	srijeda/18.	3	4	212	1554	utorak/31.	2445	nedjelja/22.	2445	1715	209	1874	2017		
	II	nedjelja/22.	3	4	219	1601	ponedeljak/16.	2425	četvrtak/5.	2425	1731	235	1973	1954		
	I+II	srijeda/18.	3	11	426	3181	ponedeljak/16.	4775	nedjelja/22.	4775	3446	445	3846	3970		
Juni	I	srijeda/22.	4	0	146	971	srijeda/22.	1904	ponedeljak/13.	1904	1502	208	1714	1696		1709
	II	srijeda/22.	3	0	159	842	srijeda/22.	2095	petak/3.	2095	1565	221	1809	1724		1786
	I+II	srijeda/22.	3	3	293	1813	srijeda/22.	3958	petak/24.	3958	3067	429	3523	3420		3496
Juli	I	ponedeljak/4.	2	4	220	1699	subota/2.	2458	nedjelja/31.	2458	1732	289	1996	2075		2021
	II	ponedeljak/25.	4	5	212	1684	nedjelja/3.	2616	subota/30.	2616	1806	311	2114	2122		2117
	I+II	srijeda/13.	2	15	374	3440	nedjelja/3.	4913	petak/29.	4913	3538	600	4110	4196		4138
Avgust	I	utorak/30.	3	6	187	1802	srijeda/31.	2571	nedjelja/7.	2571	1867	289	2107	2296		2156
	II	nedjelja/14.	4	6	247	1901	srijeda/31.	2534	subota/6.	2534	1881	299	2165	2224		2180
	I+II	srijeda/24.	4	18	405	3703	srijeda/31.	4893	subota/6.	4893	3748	588	4272	4520		4336
Septembar	I	srijeda/28.	2	3	191	1732	četvrtak/8.	2257	nedjelja/4.	2257	1694	225	1908	1949		1919
	II	nedjelja/11.	4	3	336	1768	nedjelja/18.	2245	petak/2.	2245	1754	230	1999	1941		1984
	I+II	četvrtak/8.	2	12	536	3559	četvrtak/8.	4347	petak/2.	4347	3448	455	3907	3890		3902
Oktobar	I	srijeda/19.	1	2	189	1641	ponedeljak/17.	2081	subota/29.	2081	1662	192	1824	1916		
	II	srijeda/5.	0	5	190	1632	nedjelja/23.	2274	petak/7.	2274	1713	196	1915	1898		
	I+II	srijeda/19.	1	11	361	3368	nedjelja/23.	4317	petak/7.	4317	3375	388	3739	3814		
Novembar	I	srijeda/2.	2	4	173	1491	nedjelja/27.	2033	petak/11.	2033	1572	198	1727	1762		
	II	utorak/15.	1	3	172	1325	nedjelja/27.	2099	petak/4.	2099	1638	199	1815	1755		
	I+II	srijeda/2.	2	11	338	2816	nedjelja/27.	4091	petak/11.	4091	3210	398	3542	3517		
Decembar	I	petak/16.	4	0	186	1250	nedjelja/4.	1845	petak/23.	1845	1417	154	1615	1461		
	II	nedjelja/18.	4	3	197	1173	nedjelja/4.	1906	petak/23.	1906	1461	157	1669	1494		
	I+II	ponedeljak/19.	4	7	383	2423	nedjelja/4.	3751	petak/23.	3751	2878	311	3284	2955		
Godina	I	subota/26.3.	2	0	255	909	četvrtak/7.1.	2590	ponedeljak/4.4.	2590	1573	201	1771	1778		1951
	II	subota/26.3.	2	0	247	842	srijeda/22.6.	2616	subota/30.7.	2616	1622	210	1854	1777		2017
	I+II	subota/26.3.	2	0	438	1813	srijeda/22.6.	4913	petak/29.8.	4913	3195	411	3625	3554		3968

BROJANJE VOZILA NA MREŽI PUTEVA U REPUBLICI SRPSKOJ – 2016. GODINA
VEHICLE COUNTING ON THE ROAD NETWORK OF THE REPUBLIC OF SRPSKA – YEAR 2016

TRAFFIC PARAMETERS

Automatic counter number
 Location / Mileage [km+m]
 Road number / Section

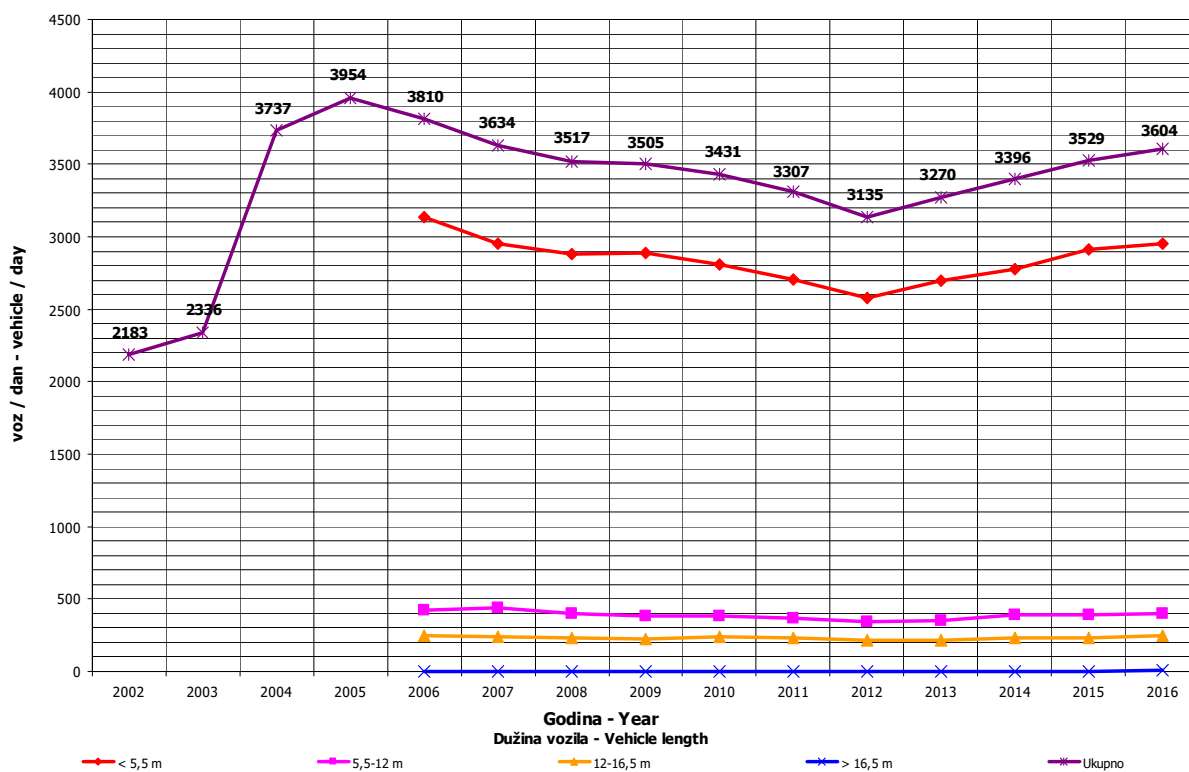
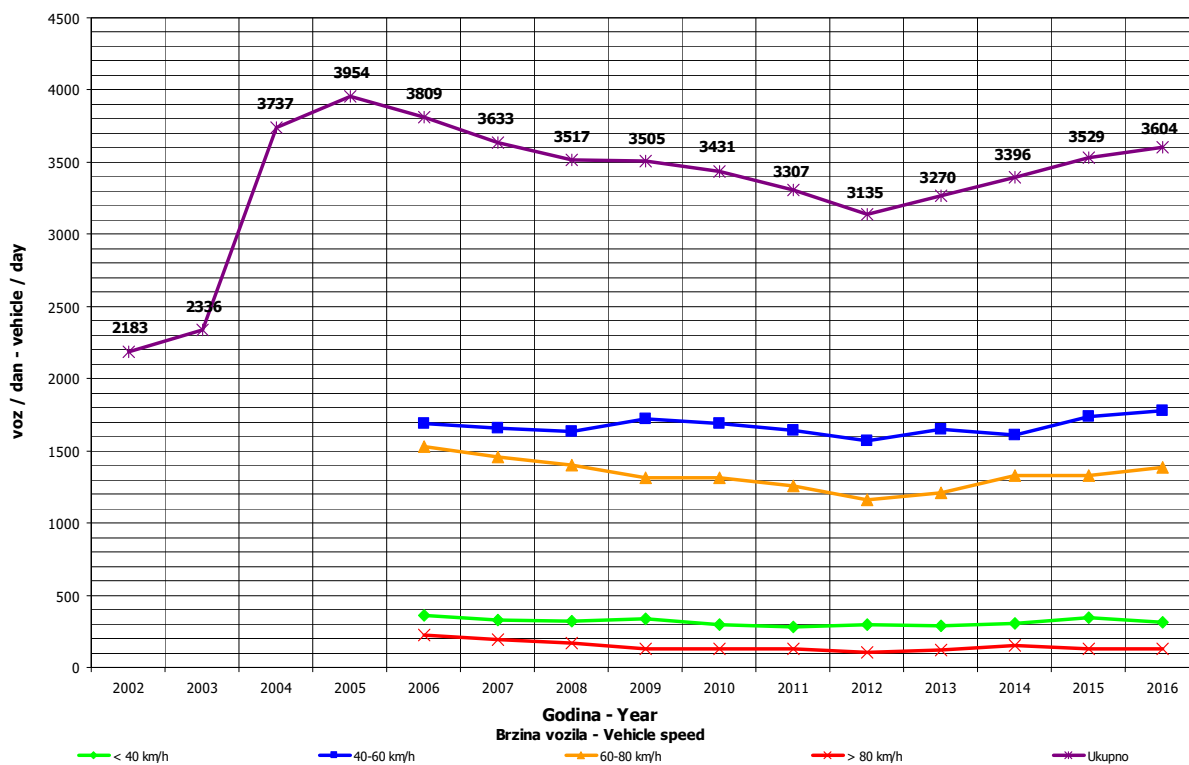
000052
 Batkuša / 8+812,00
 R 462a (MI-104) / Grebnice - Obudovac 1

Month	Direction	minimum hour		maximum hour		veh/h		veh/day		date/day	minimum day		maximum day		veh/day	day time average (5-21 h)	night average (21-05 h)	working day average	weekend average	summer average
		date/day	hour	date/day	hour	veh/h	veh/day	date/day	veh/day		date/day	veh/day								
January	I	29/Friday	4	2	10/Sunday	13	192	909	1789	9/Saturday	7/Thursday	1789	1896	1896	1275	160	1508	1332		
	II	9/Saturday	3	2	26/Tuesday	12	189	936	1896	5/Tuesday	7/Thursday	1896	1896	1896	1331	160	1605	1333		
	I+II	7/Thursday	3	7	10/Sunday	13	345	1845	3670	5/Tuesday	7/Thursday	3670	3670	3670	2605	320	3113	2665		
February	I	14/Sunday	4	2	22/Monday	17	158	1115	1745	7/Sunday	7/Sunday	1115	1745	1745	1304	137	1462	1382		
	II	21/Sunday	4	3	27/Saturday	11	167	1060	1863	13/Saturday	7/Sunday	1060	1863	1863	1325	145	1522	1332		
	I+II	14/Sunday	4	7	22/Monday	11	294	2201	3608	7/Sunday	7/Sunday	2201	3608	3608	2628	282	2985	2715		
March	I	26/Saturday	2	0	31/Thursday	13	189	1073	2254	9/Wednesday	9/Wednesday	1073	2254	2254	1479	161	1649	1613		
	II	26/Saturday	2	0	31/Thursday	12	188	1082	2505	9/Wednesday	9/Wednesday	1082	2505	2505	1528	171	1721	1638		
	I+II	26/Saturday	2	0	31/Thursday	12	357	2155	4759	9/Wednesday	9/Wednesday	2155	4759	4759	3007	332	3369	3251		
April	I	24/Sunday	2	2	4/Monday	11	255	1548	2590	30/Saturday	30/Saturday	1548	2590	2590	1664	194	1870	1834		
	II	3/Sunday	1	4	1/Friday	10	228	1658	2606	3/Sunday	3/Sunday	1658	2606	2606	1730	198	1940	1906		
	I+II	24/Sunday	2	8	4/Monday	12	438	3278	4859	30/Saturday	30/Saturday	3278	4859	4859	3395	392	3810	3740		
May	I	18/Wednesday	3	4	7/Saturday	12	212	1554	2445	31/Thursday	31/Thursday	1554	2445	2445	1715	209	1874	2017		
	II	22/Sunday	3	4	22/Sunday	12	219	1601	2425	16/Monday	16/Monday	1601	2425	2425	1731	235	1973	1954		
	I+II	18/Wednesday	3	11	22/Sunday	12	426	3181	4775	16/Monday	16/Monday	3181	4775	4775	3446	445	3846	3970		
June	I	22/Wednesday	4	0	2/Thursday	11	146	971	1904	22/Wednesday	22/Wednesday	971	1904	1904	1502	208	1714	1696	1709	
	II	22/Wednesday	3	0	2/Thursday	12	159	842	2095	22/Wednesday	22/Wednesday	842	2095	2095	1565	221	1809	1724	1786	
	I+II	22/Wednesday	3	3	15/Wednesday	14	293	1813	3958	22/Wednesday	22/Wednesday	1813	3958	3958	3067	429	3523	3420	3496	
July	I	4/Monday	2	4	11/Monday	20	220	1699	2458	2/Saturday	2/Saturday	1699	2458	2458	1732	289	1996	2075	2021	
	II	25/Monday	4	5	30/Saturday	12	212	1684	2616	35/Sunday	35/Sunday	1684	2616	2616	1806	311	2114	2122	2117	
	I+II	13/Wednesday	2	15	11/Monday	20	374	3440	4913	3/Sunday	3/Sunday	3440	4913	4913	3538	600	4110	4196	4138	
August	I	30/Tuesday	3	6	28/Sunday	16	187	1802	2571	31/Wednesday	31/Wednesday	1802	2571	2571	1867	289	2107	2296	2156	
	II	14/Sunday	4	6	28/Sunday	19	247	1901	2534	31/Wednesday	31/Wednesday	1901	2534	2534	1881	299	2165	2224	2180	
	I+II	24/Wednesday	4	18	28/Sunday	19	405	3703	4893	31/Wednesday	31/Wednesday	3703	4893	4893	3748	588	4272	4520	4336	
September	I	28/Wednesday	2	3	24/Saturday	16	191	1732	2257	8/Thursday	8/Thursday	1732	2257	2257	1694	225	1908	1949	1919	
	II	11/Sunday	4	3	3/Saturday	20	195	1768	2245	18/Sunday	18/Sunday	1768	2245	2245	1754	230	1999	1941	1984	
	I+II	8/Thursday	2	12	3/Friday	13	336	3559	4347	8/Thursday	8/Thursday	3559	4347	4347	3448	455	3907	3890	3902	
October	I	19/Wednesday	1	2	29/Saturday	14	189	1641	2081	17/Monday	17/Monday	1641	2081	2081	1662	192	1824	1916		
	II	5/Wednesday	0	5	7/Friday	15	190	1632	2274	23/Sunday	23/Sunday	1632	2274	2274	1713	196	1915	1898		
	I+II	19/Wednesday	1	11	7/Friday	15	361	3368	4317	23/Sunday	23/Sunday	3368	4317	4317	3375	388	3739	3814		
November	I	2/Wednesday	2	4	11/Friday	15	173	1491	2033	27/Sunday	27/Sunday	1491	2033	2033	1572	198	1727	1762		
	II	15/Tuesday	1	3	13/Sunday	12	172	1325	2099	4/Friday	4/Friday	1325	2099	2099	1638	199	1815	1755		
	I+II	2/Wednesday	2	11	11/Friday	15	338	2816	4091	11/Friday	11/Friday	2816	4091	4091	3210	398	3542	3517		
December	I	16/Friday	4	0	18/Sunday	12	186	1250	1845	4/Sunday	4/Sunday	1250	1845	1845	1417	154	1615	1461		
	II	18/Sunday	4	3	18/Sunday	12	197	1173	1906	4/Sunday	4/Sunday	1173	1906	1906	1461	157	1669	1494		
	I+II	19/Monday	4	7	18/Sunday	12	383	2423	3751	4/Sunday	4/Sunday	2423	3751	3751	2878	311	3284	2955		
Year	I	March 26/Saturday	2	0	April 4/Monday	11	255	909	2590	January 7/Thursday	January 7/Thursday	909	2590	2590	1573	201	1771	1778	1951	
	II	March 26/Saturday	2	0	August 28/Sunday	19	247	842	2616	June 22/Wednesday	June 22/Wednesday	842	2616	2616	1622	210	1854	1777	2017	
	I+II	March 26/Saturday	2	0	April 4/Monday	12	438	1813	4913	June 22/Wednesday	June 22/Wednesday	1813	4913	4913	3195	411	3625	3554	3968	

GODIŠNJA NERAVNOMJERNOST SAOBRAĆAJNOG TOKA TRAFFIC FLOW ANNUAL VARIATION

Automatski brojač broj - Automatic counter number
 Lokalizet - Location / Stacionaža - Mileage [km+m]
 Broj puta - Road number / Dionica - Section

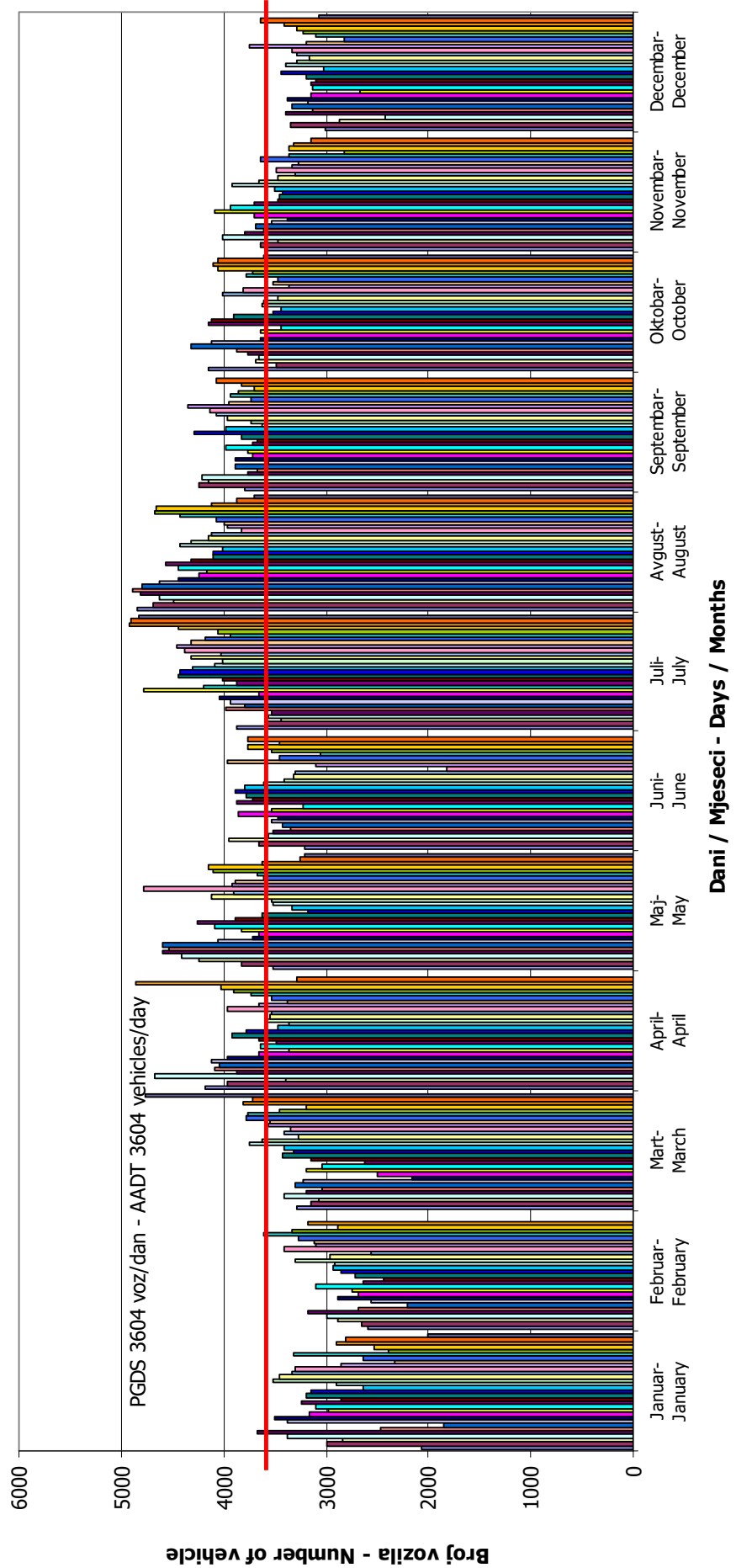
000052
 Batkuša / 8+812,00
 R 462a (MI-104) / Grebnice - Obudovac 1



DNEVNA NERAVNOMJERNOST SAOBRAĆAJNOG TOKA
TRAFFIC FLOW DAILY VARIATION

000052
 Batkuša / 8+812,00
 R 462a (MI-104) / Grebnice - Obudovac 1

Automatski brojač broj - Automatic counter number
 Lokalizet - Location / Stacionaža - Mileage [km+tm]
 Broj puta - Road number/ Dionica - Section

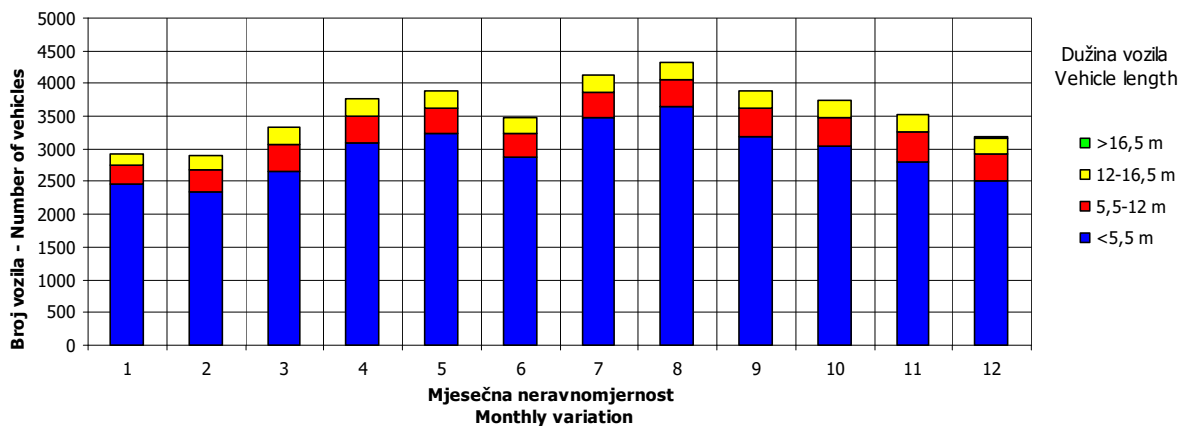
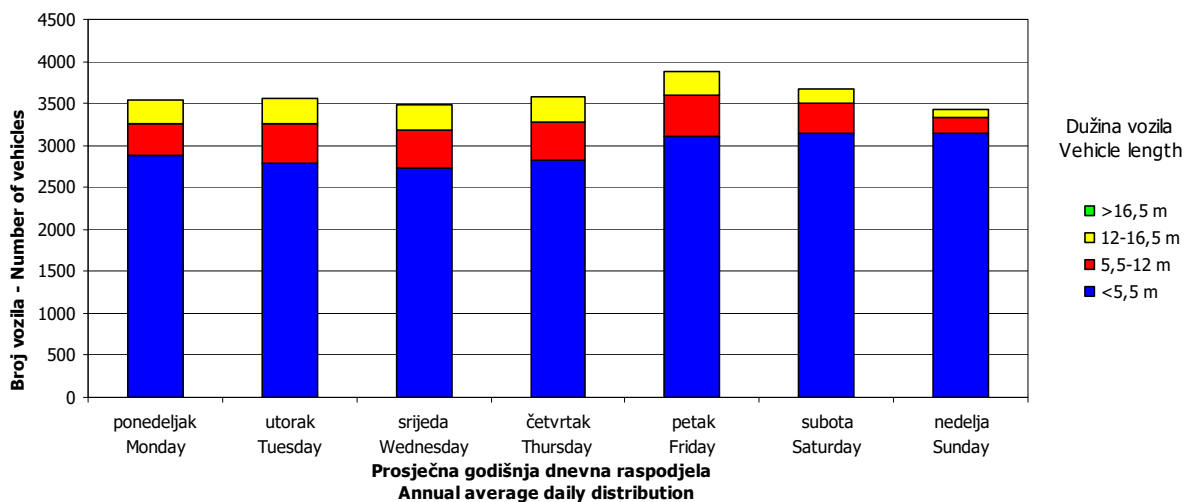
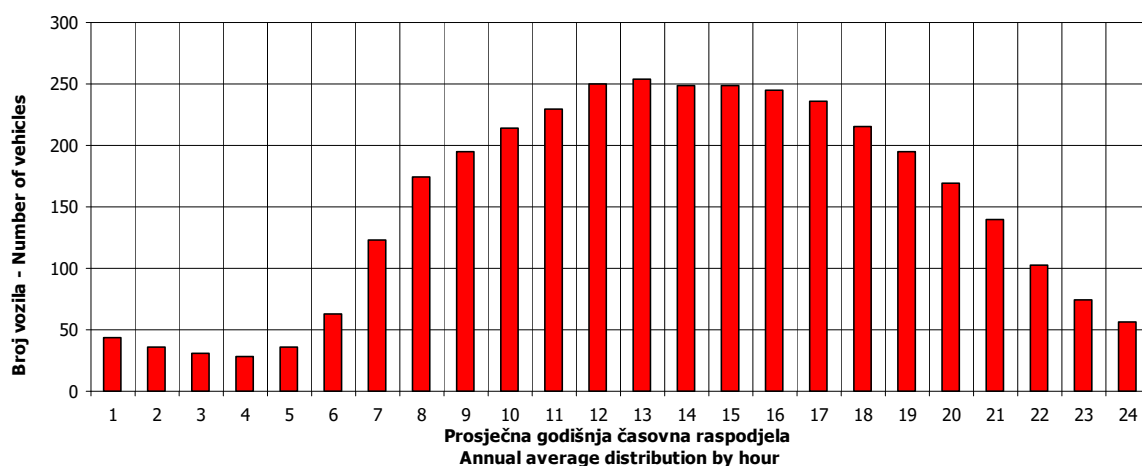


VREMENSKA RASPODJELA SAOBRAĆAJNOG TOKA TRAFFIC FLOW TIME DISTRIBUTION

Automatski brojač broj - Automatic counter number
 Lokalizet - Location / Stacionaža - Mileage [km+m]
 Broj puta - Road number / Dionica - Section

000052
 Batkuša / 8+812,00
 R 462a (MI-104) / Grebnice - Obudovac 1

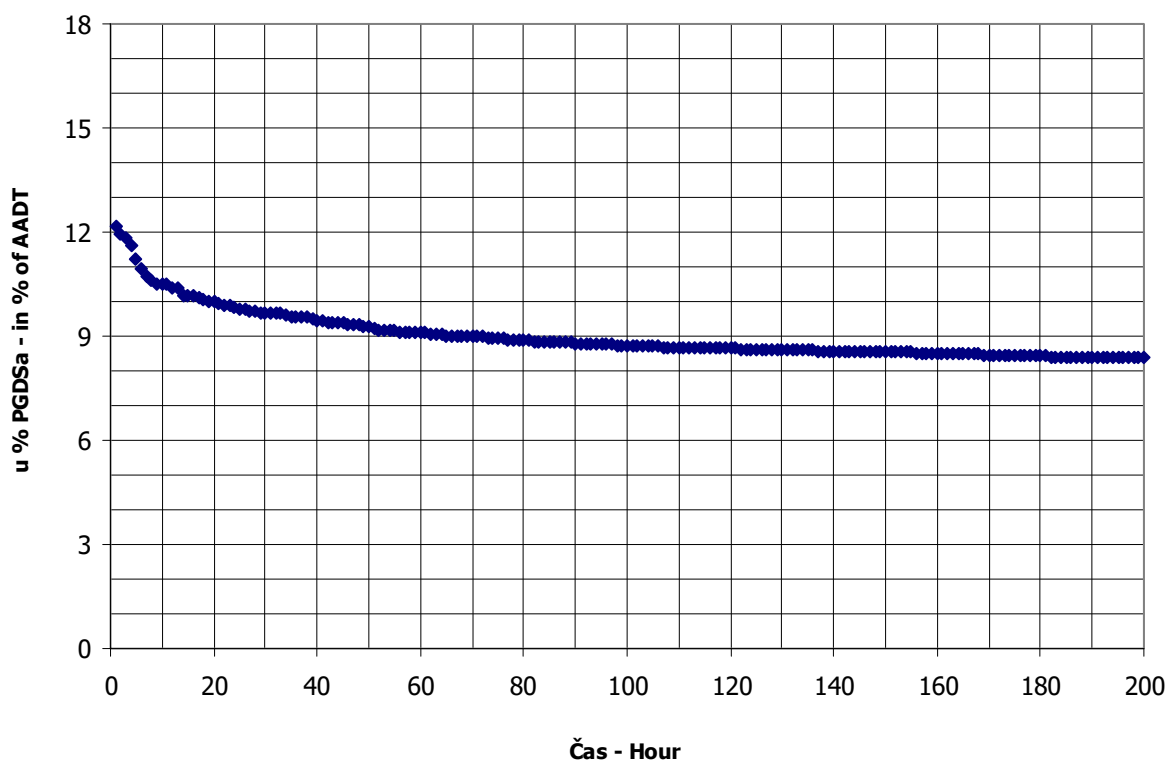
PGDS 3604 voz/dan AADT 3604 veh/day



SATNA DISTRIBUCIJA SAOBRAĆAJNOG TOKA TRAFFIC FLOW HOURLY DISTRIBUTION

Automatski brojač broj - Automatic counter number 000052
 Lokalitet - Location / Stacionaža - Mileage [km+m] Batkuša / 8+812,00
 Broj puta - Road number / Dionica - Section R 462a (MI-104) / Grebnice - Obudovac 1

PGDS - AADT	3604 voz/dan - veh/day							
Čas - Hour	Maksimalni vršni sat - Maximum peak hour	10	20	30	40	50	100	200
Sat u danu - Hour of day	12	12	15	12	15	13	11	12
Sat u godini - Hour in year	2269	3061	6736	2317	5056	5534	5292	7237
Dan - Day of week	ponedeljak - Monday	subota - Saturday	petak - Friday	srijeda - Wednesday	petak - Friday	četvrtak - Thursday	ponedeljak - Monday	petak - Friday
Datum - Date	4	7	7	6	29	18	8	28
Mjesec - Month	april - April	maj - May	oktobar - October	april - April	juli - July	avgust - August	avgust - August	oktobar - October
Vrijednost - Value	438	379	361	348	341	334	315	302
% - percent	12.15	10.52	10.02	9.66	9.46	9.27	8.74	8.38



BROJANJE VOZILA NA MREŽI PUTEVA U REPUBLICI SRPSKOJ – 2016. GODINA
VEHICLE COUNTING ON THE ROAD NETWORK OF THE REPUBLIC OF SRPSKA – YEAR 2016

MJESEČNI BROJ VOZILA
MONTHLY NUMBER OF VEHICLES

Automatski brojač broj - Automatic counter number
 Lokalitet - Location / Stacionaža - Mileage [km+m]
 Broj puta - Road number / Dionica - Section

000053
 Dvorovi / 3+430,00
 M 18.2 (MI-104) / Gojsovac - granica / border RS
 (Pavlovića Most)

	Mjesec - Month											
	Januar- January	Februar- February	Mart- March	April- April	Maj- May	Jun- June	Juli- July	August- August	Septembar- September	Oktober- October	Novembar- November	Decembar- December
1	2312	2199	2982	5379	5116	3249	4231	5446	4285	4951	3950	3419
2	2951	2461	3120	4475	4195	3972	5086	5480	4613	3435	3913	3703
3	2491	2333	2969	4295	4119	4092	4925	5053	5499	3970	3991	3543
4	3041	2732	3269	3451	3966	4314	4399	5228	4765	3773	4373	2849
5	2874	2743	3615	3918	4580	4456	4194	5213	4358	3566	4666	3197
6	3664	2582	3233	3936	4508	4002	4455	6334	3927	3847	3555	3124
7	1495	1958	3512	4378	4949	4153	4342	6524	3911	4079	3946	2765
8	2284	2265	2974	4333	4282	4291	4460	5326	4012	4493	3223	3172
9	2723	2485	3274	3928	4247	4189	5425	5323	3758	3973	3388	3357
10	2233	2316	2647	3685	4013	4436	5278	5142	4734	3939	3778	3674
11	2689	2344	3253	3063	3939	5389	4698	5388	3999	3839	3825	3024
12	2669	2499	3316	3498	4273	4642	4530	5242	4105	3799	4338	3632
13	2527	1756	2925	3966	4597	4016	4735	6604	3768	4210	3482	3288
14	2399	2460	3307	4618	5405	4420	4860	5982	4159	3986	3705	3051
15	2760	2716	3166	5285	5088	4233	4813	4684	4616	4172	3575	3215
16	2898	2212	3155	4674	3679	4067	5869	4735	4496	3177	3412	3398
17	2217	2249	3321	3706	3736	4010	5443	5033	4659	3598	3683	3132
18	2477	2706	3591	3760	4159	4424	4675	5887	3444	3315	3935	2346
19	2535	3037	4507	4052	4604	4056	4553	4930	4040	3599	4135	2858
20	2368	3190	4025	3895	4619	3581	5280	5707	4217	4137	2377	3288
21	2695	2505	3754	4587	5068	2799	5003	6035	3931	4117	2975	2691
22	2788	2676	3250	4103	5178	2788	5223	4632	4135	4621	2919	2938
23	2922	2503	3360	4286	4296	3629	5611	4928	4503	3350	3425	3007
24	2032	2926	3757	3930	4207	3992	4128	4658	4298	3610	3211	2773
25	2513	3017	3842	4127	4392	4837	4489	4701	3808	3485	3507	1945
26	2499	3202	3626	4072	4162	3165	4586	4974	4132	3839	3747	2556
27	2220	3702	3677	4254	4589	3970	5026	5750	4087	4019	2629	3307
28	2068	3083	3734	5314	4921	4005	4968	5017	3550	4091	3321	2819
29	2341	3410	3529	6854	4367	3697	5330	4213	3772	4880	3209	2946
30	2675		4009	5859	3336	4068	5113	3925	4156	3529	3385	3117
31	1806		3631		2943		6419	3863		3851		2475
Ukupno- Total	78222	76323	106326	129644	135518	120890	152070	161915	125762	121283	107604	94641
Prosjek- Average	2523	2632	3430	4321	4372	4030	4905	5223	4192	3912	3587	3053
Godišnji prosjek (PGDS) - Annual average (AADT)												3853

BROJANJE VOZILA NA MREŽI PUTEVA U REPUBLICI SRPSKOJ – 2016. GODINA
VEHICLE COUNTING ON THE ROAD NETWORK OF THE REPUBLIC OF SRPSKA – YEAR 2016

STRUKTURA SAOBRAĆAJNOG TOKA
TRAFFIC FLOW COMPOSITION

Automatski brojač broj - Automatic counter number 000053
 Lokalizet - Location / Stacionaža - Mileage [km+m] Dvorovi / 3+430,00
 Broj puta - Road number / Dionica - Section M 18.2 (MI-104) / Gojsovac - granica / border
 RS (Pavlovića Most)

Mjesec - Month	Smjer - Direction	Dužina vozila - Vehicle length								Ukupno - Total
		< 5,5 m	(%)	5,5 - 12 m	(%)	12 - 16,5 m	(%)	< 16,5 m	(%)	
Januar - January	I	37926	93.1	2151	5.3	652	1.6	10	0.0	40739
	II	34803	92.8	1957	5.2	670	1.8	54	0.1	37483
	ukupno - total	72729	93.0	4108	5.3	1322	1.7	64	0.1	78222
Februar - February	I	35316	91.5	2626	6.8	663	1.7	6	0.0	38611
	II	33342	88.4	3454	9.2	727	1.9	190	0.5	37712
	ukupno - total	68658	90.0	6081	8.0	1390	1.8	196	0.3	76323
Mart - March	I	47974	88.8	5082	9.4	934	1.7	10	0.0	54001
	II	45970	87.9	5309	10.1	981	1.9	65	0.1	52325
	ukupno - total	93944	88.4	10391	9.8	1916	1.8	75	0.1	106326
April - April	I	60200	89.7	5919	8.8	963	1.4	11	0.0	67093
	II	54807	87.6	6501	10.4	1005	1.6	238	0.4	62550
	ukupno - total	115007	88.7	12420	9.6	1969	1.5	249	0.2	129644
Maj - May	I	61030	89.2	6198	9.1	1168	1.7	14	0.0	68410
	II	59155	88.1	6743	10.0	1142	1.7	68	0.1	67108
	ukupno - total	120185	88.7	12942	9.5	2310	1.7	82	0.1	135518
Juni - June	I	55147	90.3	5113	8.4	805	1.3	9	0.0	61074
	II	52787	88.2	5869	9.8	1055	1.8	105	0.2	59816
	ukupno - total	107934	89.3	10982	9.1	1860	1.5	114	0.1	120890
Juli - July	I	69966	91.7	5420	7.1	934	1.2	10	0.0	76330
	II	68542	90.5	6195	8.2	987	1.3	15	0.0	75739
	ukupno - total	138508	91.1	11615	7.6	1922	1.3	25	0.0	152070
Avgust - August	I	73334	90.2	6768	8.3	1143	1.4	15	0.0	81260
	II	72267	89.6	7217	8.9	1162	1.4	9	0.0	80655
	ukupno - total	145601	89.9	13985	8.6	2305	1.4	24	0.0	161915
Septembar - September	I	53839	85.8	7822	12.5	1073	1.7	10	0.0	62744
	II	52358	83.1	9577	15.2	1074	1.7	9	0.0	63018
	ukupno - total	106197	84.4	17399	13.8	2147	1.7	19	0.0	125762
Oktobar - October	I	53495	87.1	6870	11.2	1064	1.7	8	0.0	61437
	II	51134	85.4	7602	12.7	1073	1.8	37	0.1	59846
	ukupno - total	104629	86.3	14472	11.9	2137	1.8	45	0.0	121283
Novembar - November	I	47904	86.6	6401	11.6	996	1.8	10	0.0	55312
	II	45805	87.6	5369	10.3	1108	2.1	10	0.0	52292
	ukupno - total	93710	87.1	11770	10.9	2104	2.0	20	0.0	107604
Decembar - December	I	43731	90.0	4014	8.3	846	1.7	16	0.0	48606
	II	40483	87.9	4488	9.7	1004	2.2	59	0.1	46035
	ukupno - total	84214	89.0	8502	9.0	1850	2.0	75	0.1	94641
Ukupno (godišnje) - Total (annual)	I	639862	89.4	64385	9.0	11242	1.6	129	0.0	715618
	II	611452	88.0	70281	10.1	11989	1.7	858	0.1	694580
	ukupno - total	1251315	88.7	134666	9.5	23231	1.6	986	0.1	1410198
Prosjek (PGDS) - Average (AADT)	I	1748	89.4	176	9.0	31	1.6	0	0.0	1955
	II	1671	88.0	192	10.1	33	1.7	2	0.1	1898
	ukupno - total	3419	88.7	368	9.5	63	1.6	3	0.1	3853

BRONANJE VOZILA NA MREŽI PUTEVA U REPUBLICI SRPSKOJ – 2016. GODINA
VEHICLE COUNTING ON THE ROAD NETWORK OF THE REPUBLIC OF SRPSKA – YEAR 2016

SAOBRAĆAJNI POKAZATELJI

Automatski brojač broj
 Lokalizet / Stacionaža [km+m]
 Broj puta / Dionica

000053
 Dvorovi / 3+430,00
 M 18.2 (MI-104) / Gojsovac - granica / border RS (Pavlovića Most)

Mjesec	Snjir	minimalni čas			maksimalni čas			minimalni dan		maksimalni dan		dnevni prosjek (05-21 h)	noćni prosjek (21-05 h)	prosjek radnim danom	prosjek vikendom	ljerni prosjek
		datum/dan	čas	voz/h	datum/dan	čas	voz/h	datum/dan	voz/dan							
Januar	I	subota/23.	4	0	ponedjeljak/4.	14	162	četvrtak/7.	652	subota/6.	1820	1167	146	1346	1268	
	II	petak/8.	3	0	subota/6.	14	163	četvrtak/7.	843	subota/6.	1844	1029	180	1195	1226	
	I+II	utorak/12.	2	1	subota/6.	14	318	četvrtak/7.	1495	subota/6.	3664	2196	326	2542	2494	
Februar	I	subota/3.	2	0	nedjelja/28.	14	162	subota/13.	901	subota/27.	1906	1214	117	1320	1358	
	II	utorak/2.	2	0	petak/26.	14	162	subota/13.	855	subota/27.	1796	1129	170	1300	1297	
	I+II	utorak/2.	2	1	petak/26.	14	310	subota/13.	1756	subota/27.	3702	2343	287	2621	2655	
Mart	I	četvrtak/3.	3	1	nedjelja/20.	13	222	četvrtak/10.	1090	subota/30.	2294	1591	151	1723	1797	
	II	utorak/8.	3	0	nedjelja/6.	16	207	utorak/1.	1273	subota/19.	2217	1489	199	1643	1818	
	I+II	subota/9.	3	2	subota/19.	13	390	četvrtak/10.	2647	subota/19.	4507	3079	351	3365	3616	
April	I	ponedjeljak/25.	4	0	petak/29.	12	403	subota/9.	1568	subota/29.	3464	2011	226	2233	2246	
	II	četvrtak/21.	3	0	petak/29.	19	307	ponedjeljak/11.	1235	petak/29.	3390	1789	297	1966	2324	
	I+II	ponedjeljak/11.	2	4	petak/29.	12	565	ponedjeljak/11.	3063	petak/29.	6854	3800	523	4199	4569	
Maj	I	subota/11.	2	0	nedjelja/22.	14	257	utorak/31.	1486	subota/14.	2712	1985	222	2094	2413	
	II	utorak/3.	3	1	subota/14.	17	242	utorak/31.	1457	nedjelja/22.	2726	1849	316	2042	2389	
	I+II	utorak/3.	3	2	subota/14.	13	426	utorak/31.	2943	subota/14.	5405	3834	538	4136	4801	
Juni	I	ponedjeljak/20.	4	1	nedjelja/5.	12	238	subota/22.	1390	subota/11.	2764	1804	234	1961	2246	2037
	II	utorak/28.	3	0	subota/25.	19	266	utorak/21.	1395	subota/11.	2625	1662	332	1932	2164	1994
	I+II	subota/22.	3	3	subota/25.	16	396	subota/11.	2788	subota/11.	5389	3466	565	3894	4410	4031
Juli	I	utorak/5.	3	2	nedjelja/31.	16	342	nedjelja/24.	2067	nedjelja/31.	3294	2140	324	2361	2679	2464
	II	ponedjeljak/11.	3	2	nedjelja/31.	18	345	nedjelja/24.	2061	nedjelja/31.	3125	1996	449	2346	2651	2444
	I+II	utorak/5.	3	6	nedjelja/31.	18	639	nedjelja/24.	4128	nedjelja/31.	6419	4135	773	4707	5330	4908
Avgust	I	četvrtak/18.	4	2	nedjelja/7.	13	332	subota/13.	1929	subota/13.	3274	2302	320	2492	2996	2622
	II	subota/10.	4	1	subota/27.	18	302	utorak/30.	1932	subota/13.	3330	2131	471	2465	2998	2603
	I+II	subota/10.	4	7	nedjelja/7.	13	533	subota/13.	3863	subota/13.	6604	4433	791	4957	5994	5224
Septembar	I	utorak/6.	3	1	subota/3.	13	283	nedjelja/18.	1694	subota/3.	2721	1887	204	2052	2197	2091
	II	četvrtak/1.	3	0	nedjelja/25.	16	243	nedjelja/18.	1750	subota/3.	2778	1830	271	2063	2204	2100
	I+II	utorak/6.	3	2	subota/3.	13	488	nedjelja/18.	3444	subota/3.	5499	3717	474	4115	4401	4191
Oktobar	I	utorak/4.	2	1	subota/29.	11	239	nedjelja/16.	1572	subota/29.	2773	1812	169	1929	2091	
	II	ponedjeljak/10.	3	0	nedjelja/9.	16	236	nedjelja/23.	1587	subota/1.	2456	1700	230	1912	1967	
	I+II	subota/19.	4	3	nedjelja/9.	16	397	nedjelja/16.	3177	subota/1.	4951	3513	399	3841	4058	
Novembar	I	ponedjeljak/28.	4	0	subota/5.	13	232	nedjelja/27.	1200	subota/5.	2405	1694	180	1832	1869	
	II	četvrtak/24.	3	0	subota/5.	16	238	nedjelja/20.	834	subota/5.	2261	1547	210	1771	1676	
	I+II	utorak/1.	4	3	subota/5.	14	430	nedjelja/20.	2377	subota/5.	4666	3241	391	3604	3545	
Decembar	I	utorak/13.	2	0	subota/10.	12	177	nedjelja/25.	1105	ponedjeljak/12.	2020	1441	127	1594	1503	
	II	petak/2.	3	0	četvrtak/8.	15	187	nedjelja/25.	840	petak/2.	1847	1327	158	1535	1360	
	I+II	petak/2.	2	3	petak/30.	14	326	nedjelja/25.	1945	petak/2.	3703	2768	284	3129	2862	
Godina	I	subota/23.1.	4	0	petak/29.4.	12	403	četvrtak/7.1.	652	petak/29.4.	3464	2024	282	1911	2055	2303
	II	petak/8.1.	3	0	nedjelja/31.7.	18	345	nedjelja/20.1.1.	834	petak/29.4.	3390	1623	273	1848	2006	2285
	I+II	utorak/12.1.	2	1	nedjelja/31.7.	18	639	četvrtak/7.1.	1495	petak/29.4.	6854	3377	475	3759	4061	4589

BROJANJE VOZILA NA MREŽI PUTEVA U REPUBLICI SRPSKOJ – 2016. GODINA
VEHICLE COUNTING ON THE ROAD NETWORK OF THE REPUBLIC OF SRPSKA – YEAR 2016

TRAFFIC PARAMETERS

000053
 Dvorovi / 3+430,00
 M 18.2 (M1-104) / Gojsovac - granica / border RS (Pavlovića Most)

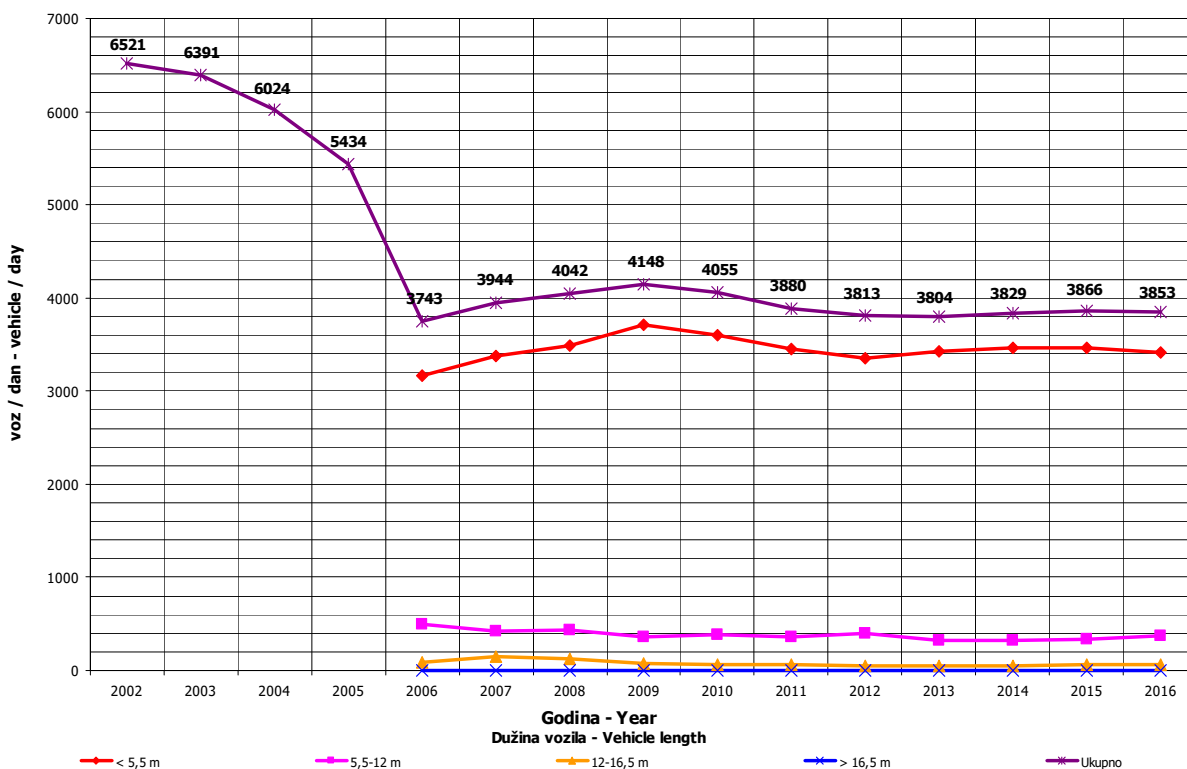
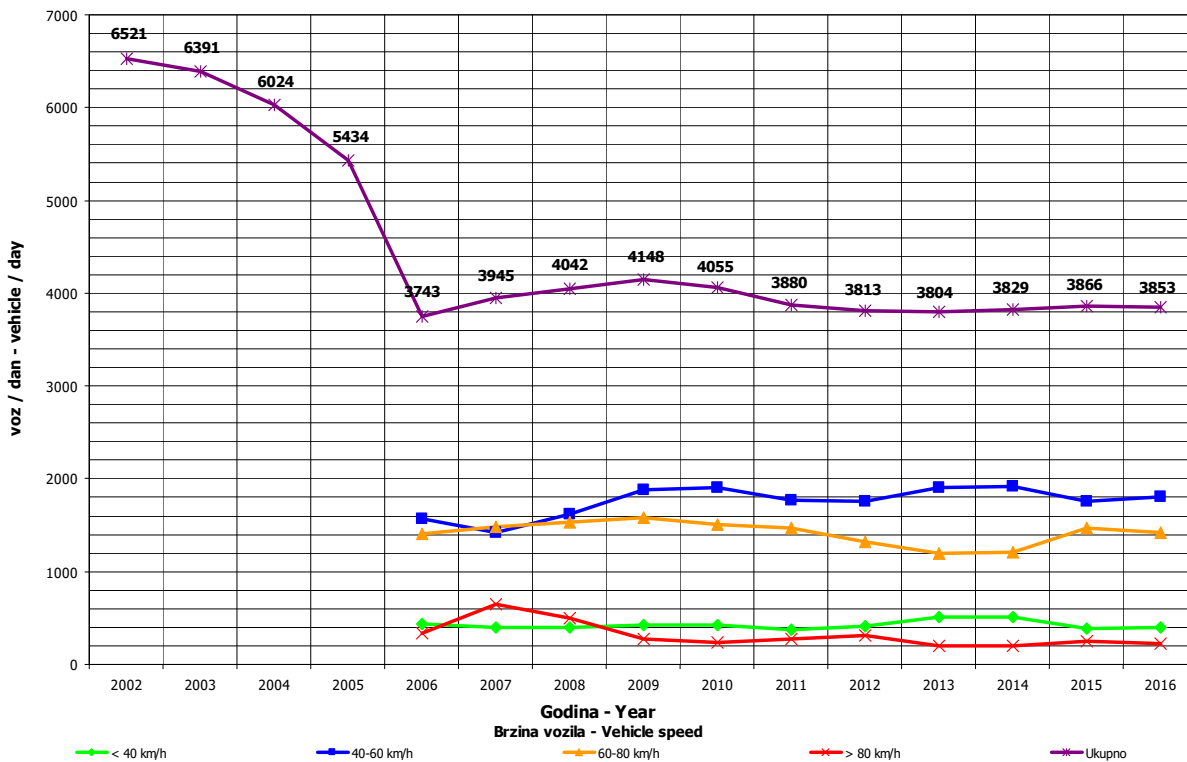
Automatic counter number
 Location / Mileage [km+m]
 Road number / Section

Month	Direction	minimum hour		maximum hour		minimum day		maximum day		day time average (5-21 h)	night average (21-05 h)	working day average	weekend average	summer average
		date/day	hour	veh/h	date/day	hour	veh/h	date/day	veh/day					
January	I	23/Saturday	4	0	4/Monday	14	162	7/Thursday	1820	1167	146	1346	1268	
	II	8/Friday	3	0	6/Wednesday	14	163	7/Thursday	1844	1029	180	1195	1226	
	I+II	12/Tuesday	2	1	6/Wednesday	14	318	7/Thursday	3664	2196	326	2542	2494	
February	I	3/Wednesday	2	0	28/Sunday	14	162	13/Saturday	1906	1214	117	1320	1358	
	II	2/Tuesday	2	0	26/Friday	14	162	13/Saturday	1796	1129	170	1300	1297	
	I+II	2/Tuesday	2	1	26/Friday	14	310	13/Saturday	3702	2343	287	2621	2655	
March	I	3/Thursday	3	1	20/Sunday	13	222	10/Thursday	2294	1591	151	1723	1797	
	II	8/Tuesday	3	0	6/Sunday	16	207	1/Tuesday	1273	1489	199	1643	1818	
	I+II	9/Wednesday	4	2	19/Saturday	13	390	10/Thursday	2647	3079	351	3365	3616	
April	I	25/Monday	4	0	29/Friday	12	403	9/Saturday	3464	2011	226	2233	2246	
	II	21/Thursday	3	0	29/Friday	19	307	11/Monday	1235	1789	297	1966	2324	
	I+II	11/Monday	2	4	29/Friday	12	565	11/Monday	3063	3800	523	4199	4569	
May	I	11/Wednesday	2	0	22/Sunday	14	257	31/Tuesday	1486	1985	222	2094	2413	
	II	3/Tuesday	3	1	14/Saturday	17	242	31/Tuesday	1457	1849	316	2042	2389	
	I+II	3/Tuesday	3	2	14/Saturday	13	426	31/Tuesday	2943	3834	538	4136	4801	
June	I	20/Monday	4	1	5/Sunday	12	238	22/Wednesday	1390	1804	234	1961	2246	2037
	II	28/Tuesday	3	0	25/Saturday	19	266	21/Tuesday	1395	1662	332	1932	2164	1994
	I+II	22/Wednesday	3	3	25/Saturday	16	396	22/Wednesday	2788	3466	565	3894	4410	4031
July	I	5/Tuesday	3	2	31/Sunday	16	342	24/Sunday	2067	2140	324	2361	2679	2464
	II	11/Monday	3	2	31/Sunday	18	345	24/Sunday	2061	1996	449	2346	2651	2444
	I+II	5/Tuesday	3	6	31/Sunday	18	639	24/Sunday	4128	4135	773	4707	5330	4908
August	I	18/Thursday	4	2	7/Sunday	13	332	31/Wednesday	1929	2302	320	2492	2996	2622
	II	10/Wednesday	4	1	27/Saturday	18	302	30/Tuesday	1932	2131	471	2465	2998	2603
	I+II	10/Wednesday	4	7	7/Sunday	13	533	31/Wednesday	3863	4433	791	4957	5994	5224
September	I	6/Tuesday	3	1	3/Saturday	13	283	18/Sunday	1694	1887	204	2052	2197	2091
	II	1/Thursday	3	0	25/Sunday	16	243	18/Sunday	1750	1830	271	2063	2204	2100
	I+II	6/Tuesday	3	2	3/Saturday	13	488	18/Sunday	3444	3717	474	4115	4401	4191
October	I	4/Tuesday	2	1	29/Saturday	11	239	16/Sunday	1572	1812	169	1929	2091	
	II	10/Monday	3	0	9/Sunday	16	236	23/Sunday	1587	1700	230	1912	1967	
	I+II	19/Wednesday	4	3	9/Sunday	16	397	16/Sunday	3177	3513	399	3841	4058	
November	I	28/Monday	4	0	5/Saturday	13	232	27/Sunday	1200	1694	180	1832	1869	
	II	24/Thursday	3	0	5/Saturday	16	238	20/Sunday	834	1547	210	1771	1676	
	I+II	1/Tuesday	4	3	5/Saturday	14	430	20/Sunday	2377	3241	391	3604	3545	
December	I	13/Tuesday	2	0	10/Saturday	12	177	25/Sunday	1105	1441	127	1594	1503	
	II	2/Friday	3	0	8/Thursday	15	187	25/Sunday	840	1327	158	1535	1360	
	I+II	2/Friday	2	3	30/Friday	14	326	25/Sunday	1945	2768	284	3129	2862	
Year	I	January 23/Saturday	4	0	April 29/Friday	12	403	January 7/Thursday	3464	1754	202	1911	2055	2303
	II	January 8/Friday	3	0	July 31/Sunday	18	345	November 20/Sunday	834	1623	273	1848	2006	2285
	I+II	January 12/Tuesday	2	1	July 31/Sunday	18	639	January 7/Thursday	1495	3377	475	3759	4061	4589

GODIŠNJA NERAVNOMJERNOST SAOBRAĆAJNOG TOKA TRAFFIC FLOW ANNUAL VARIATION

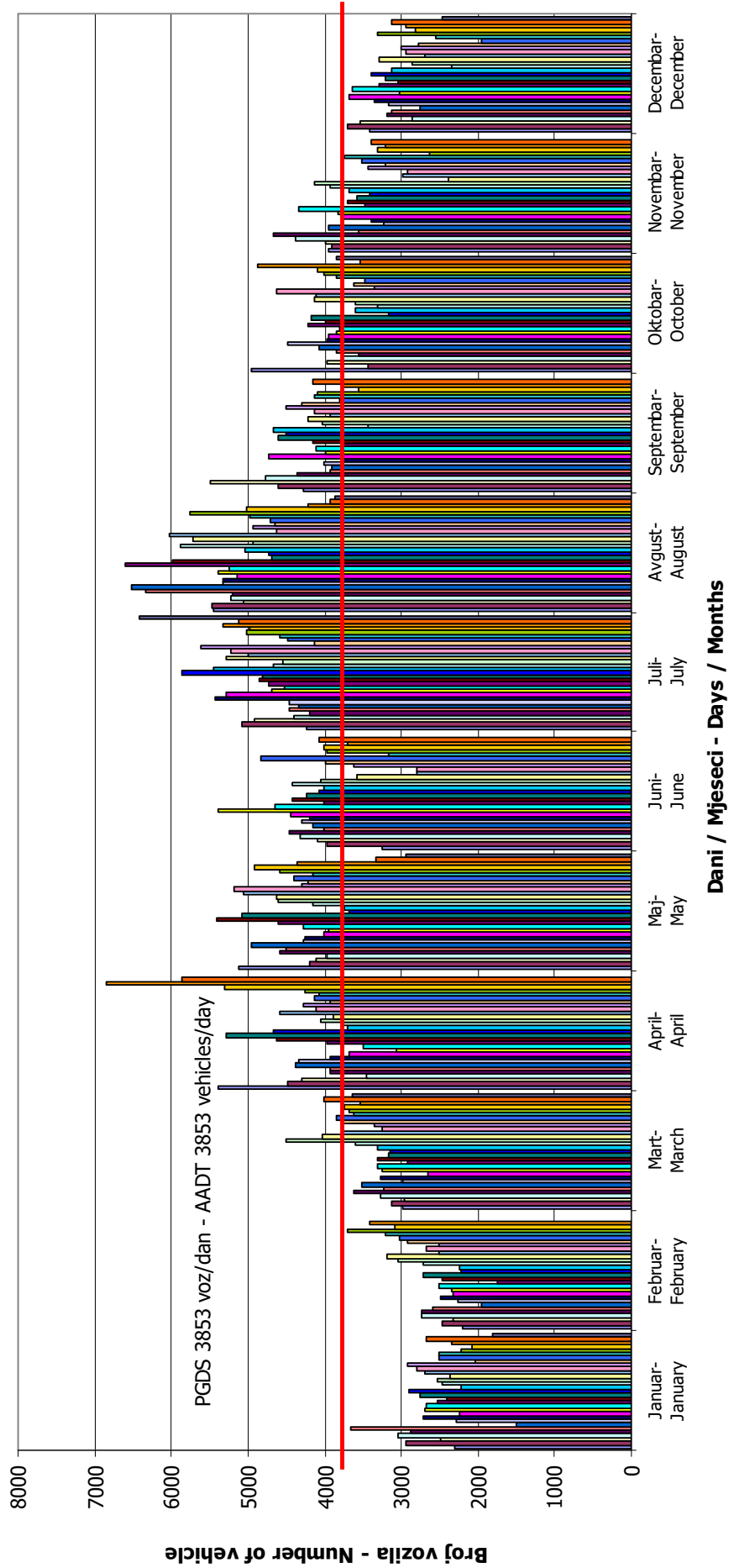
Automatski brojač broj - Automatic counter number
 Lokalizet - Location / Stacionaža - Mileage [km+m]
 Broj puta - Road number / Dionica - Section

000053
 Dvorovi / 3+430,00
 M 18.2 (MI-104) / Gojsovac - granica / border
 RS (Pavlovića Most)



DNEVNA NERAVNOMJERNOST SAOBRAĆAJNOG TOKA
TRAFFIC FLOW DAILY VARIATION

Automatski brojač broj - Automatic counter number 000053
 Lokalizet - Location / Stacionaža - Mileage [km+tm] Dvorovi / 3+430,00
 Broj puta - Road number/ Dionica - Section M 18.2 (MI-104) / Gojsovac - granica / border RS (Pavlovića Most)

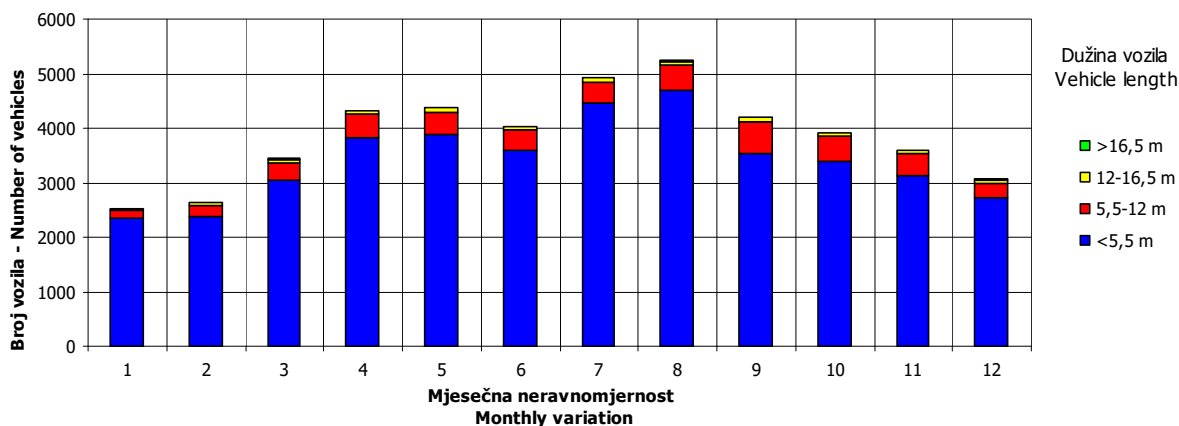
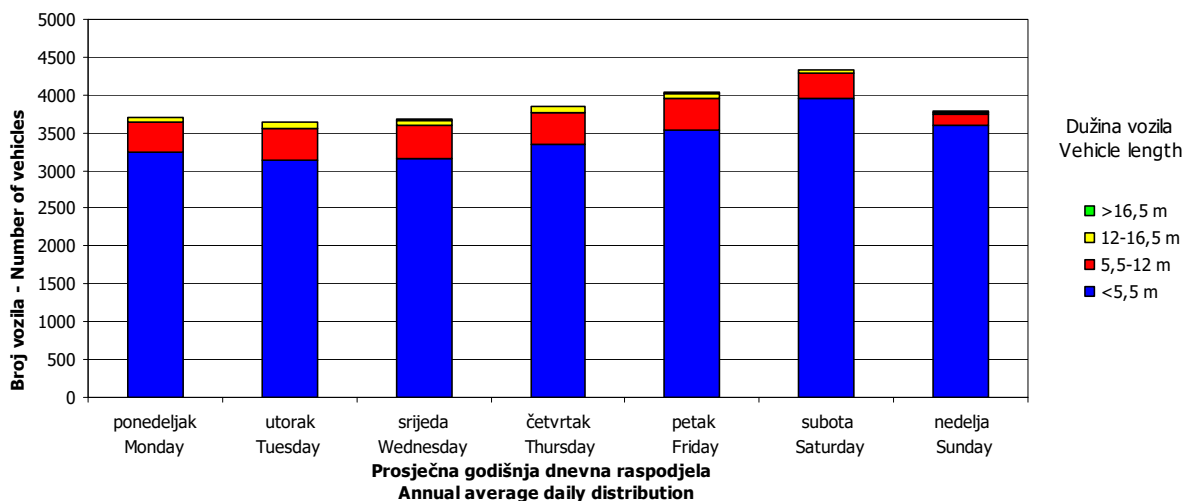
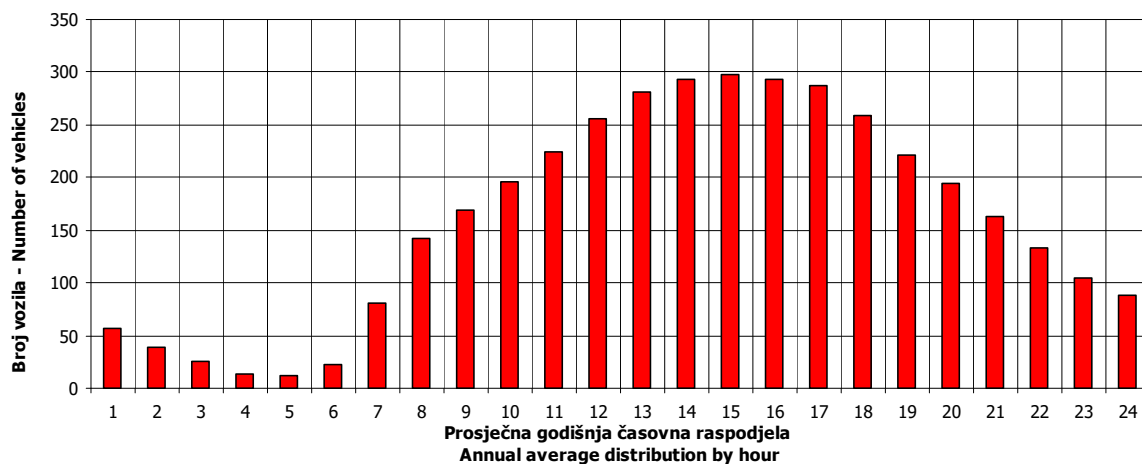


VREMENSKA RASPODJELA SAOBRAĆAJNOG TOKA TRAFFIC FLOW TIME DISTRIBUTION

Automatski brojač broj - Automatic counter number
 Lokalizet - Location / Stacionaža - Mileage [km+m]
 Broj puta - Road number / Dionica - Section

000053
 Dvorovi / 3+430,00
 M 18.2 (MI-104) / Gojsovac - granica / border RS
 (Pavlovića Most)

PGDS 3853 voz/dan AADT 3853 veh/day

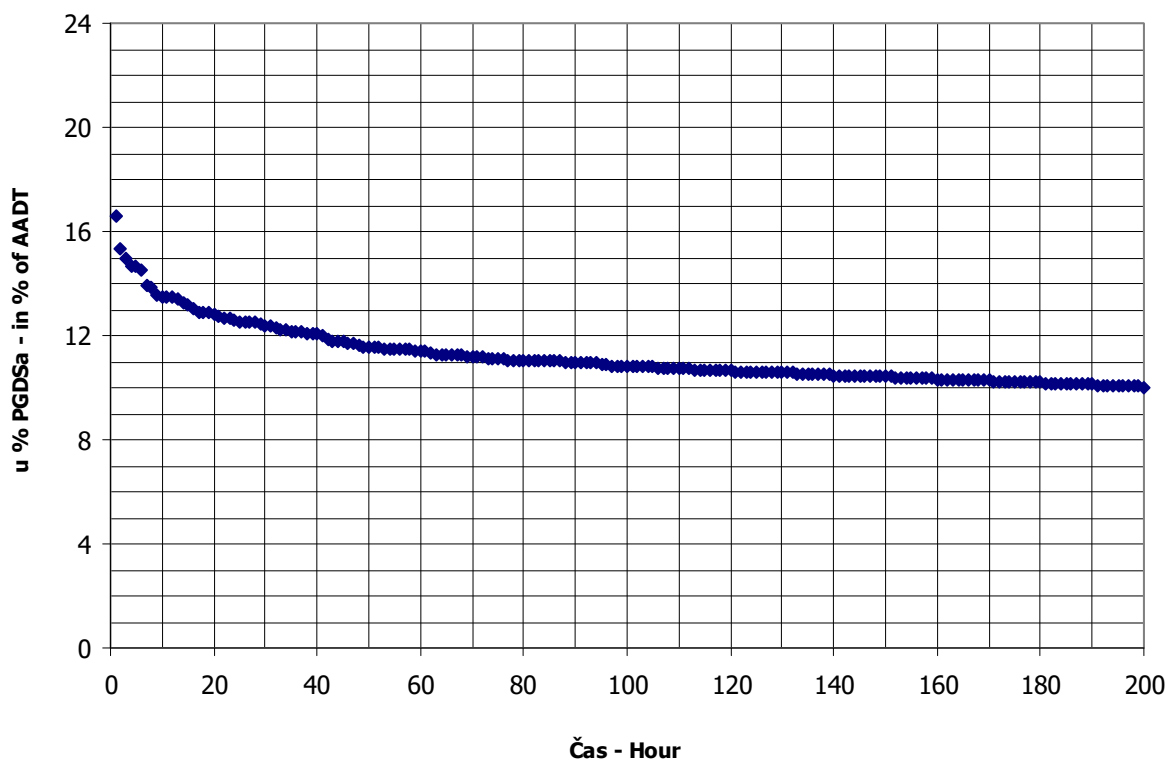


SATNA DISTRIBUCIJA SAOBRAĆAJNOG TOKA TRAFFIC FLOW HOURLY DISTRIBUTION

Automatski brojač broj - Automatic counter number
 Lokalitet - Location / Stacionaža - Mileage [km+m]
 Broj puta - Road number / Dionica - Section

000053
 Dvorovi / 3+430,00
 M 18.2 (Mi-104) / Gojsovac - granica / border
 RS (Pavlovića Most)

PGDS - AADT	3853 voz/dan - veh/day							
Čas - Hour	Maksimalni vršni sat - Maximum peak hour	10	20	30	40	50	100	200
Sat u danu - Hour of day	18	15	16	17	18	13	19	15
Sat u godini - Hour in year	5107	5608	5081	5610	5755	5438	5252	2680
Dan - Day of week	nedelja - Sunday	nedelja - Sunday	subota - Saturday	nedelja - Sunday	subota - Saturday	nedelja - Sunday	subota - Saturday	četvrtak - Thursday
Datum - Date	31	21	30	21	27	14	6	21
Mjesec - Month	juli - July	avgust - August	juli - July	avgust - August	avgust - August	avgust - August	avgust - August	april - April
Vrijednost - Value	639	520	495	477	464	446	417	386
% - percent	16.58	13.50	12.85	12.38	12.04	11.58	10.82	10.02



AUTOMATSKI BROJAČ UNIŠTEN
AUTOMATIC COUNTER DESTROYED

BROJANJE VOZILA NA MREŽI PUTEVA U REPUBLICI SRPSKOJ – 2016. GODINA
VEHICLE COUNTING ON THE ROAD NETWORK OF THE REPUBLIC OF SRPSKA – YEAR 2016

MJESEČNI BROJ VOZILA
MONTHLY NUMBER OF VEHICLES

Automatski brojač broj - Automatic counter number
 Lokalitet - Location / Stacionaža - Mileage [km+m]
 Broj puta - Road number / Dionica - Section

000055
 Tuli / 6+766,00
 R 429 (RI-6104) / Aleksina Međa - granica /
 border RS (Sitnica)

	Mjesec - Month											
	Januar- January	Februar- February	Mart- March	April- April	Maj- May	Jun- June	Juli- July	August- August	Septembar- September	Oktober- October	Novembar- November	Decembar- December
1	776	468	531	900	1284	726	1573	2727	1281	1210	680	556
2	851	516	626	1061	1311	812	1979	2463	1378	1191	555	603
3	962	706	495	877	907	826	2362	2436	1808	864	811	754
4	963	611	603	1097	1161	1153	1452	2450	1603	613	815	776
5	1057	767	867	816	1300	1279	1270	2493	1045	693	1179	534
6	905	970	864	805	933	981	1467	3238	992	879	1101	507
7	790	859	668	855	1121	878	1427	3695	1008	1055	534	540
8	842	598	607	941	1256	864	1615	2581	1085	1589	437	803
9	834	593	521	1104	796	966	2692	2945	1067	1057	498	849
10	811	500	576	935	852	1187	2633	2789	1332	767	623	1019
11	580	557	547	600	895	1749	1717	2579	1367	924	825	865
12	631	622	836	539	927	1564	1695	2402	992	743	1120	664
13	765	796	825	612	971	1046	1767	3545	1006	652	921	581
14	787	979	627	677	946	1044	2047	3754	1138	839	737	614
15	744	578	642	768	987	930	1978	2345	1008	874	663	677
16	946	468	573	1052	673	1175	2937	2153	1073	943	616	734
17	795	482	785	1002	728	1274	3208	2242	1401	849	756	974
18	746	516	958	586	794	1677	2240	2325	1160	694	683	922
19	945	697	1032	639	1000	1513	2311	2657	875	682	924	565
20	1018	926	1031	692	1235	983	2152	3221	953	799	1064	519
21	543	873	548	750	1231	888	2107	3208	974	844	686	574
22	760	531	647	748	1111	951	1934	2060	906	1162	542	716
23	971	443	634	1011	813	1069	3056	1925	1061	1002	549	770
24	908	522	698	986	838	1233	3291	2031	958	576	595	724
25	634	723	831	794	953	1666	2224	1839	950	770	577	937
26	547	441	1146	790	807	1568	2024	2423	763	938	856	599
27	491	850	1094	829	926	1133	2085	2728	776	847	664	539
28	452	844	775	955	1054	1175	2152	2614	830	914	549	539
29	635	755	778	1204	1098	1274	2673	1703	1052	1071	430	556
30	851		673	1509	750	1537	3790	1507	913	970	420	637
31	748		600		990		4073	1471		737		620
Ukupno- Total	24276	19187	22640	26129	30638	35109	69911	78512	32752	27742	21400	21257
Prosjek- Average	783	662	730	871	988	1170	2255	2533	1092	895	713	686
Godišnji prosjek (PGDS) - Annual average (AADT)												1119

BROJANJE VOZILA NA MREŽI PUTEVA U REPUBLICI SRPSKOJ – 2016. GODINA
VEHICLE COUNTING ON THE ROAD NETWORK OF THE REPUBLIC OF SRPSKA – YEAR 2016

STRUKTURA SAOBRAĆAJNOG TOKA
TRAFFIC FLOW COMPOSITION

Automatski brojač broj - Automatic counter number 000055
 Lokalizet - Location / Stacionaža - Mileage [km+m] Tuli / 6+766,00
 Broj puta - Road number / Dionica - Section R 429 (RI-6104) / Aleksina Međa - granica / border RS (Sitnica)

Mjesec - Month	Smjer - Direction	Dužina vozila - Vehicle length								Ukupno - Total
		< 5,5 m	(%)	5,5 - 12 m	(%)	12 - 16,5 m	(%)	< 16,5 m	(%)	
Januar - January	I	11906	98.4	193	1.6	3	0.0	0	0.0	12102
	II	11919	97.9	249	2.0	3	0.0	3	0.0	12174
	ukupno - total	23825	98.1	441	1.8	6	0.0	3	0.0	24276
Februar - February	I	9252	97.9	192	2.0	5	0.1	0	0.0	9449
	II	9463	97.2	270	2.8	4	0.0	1	0.0	9738
	ukupno - total	18716	97.5	461	2.4	9	0.0	1	0.0	19187
Mart - March	I	10876	97.1	319	2.8	9	0.1	0	0.0	11204
	II	11010	96.3	417	3.7	8	0.1	0	0.0	11436
	ukupno - total	21887	96.7	736	3.3	17	0.1	0	0.0	22640
April - April	I	13051	98.4	205	1.5	7	0.1	0	0.0	13262
	II	12558	97.6	297	2.3	11	0.1	1	0.0	12867
	ukupno - total	25609	98.0	501	1.9	18	0.1	1	0.0	26129
Maj - May	I	14949	98.0	300	2.0	5	0.0	0	0.0	15254
	II	15012	97.6	363	2.4	8	0.1	1	0.0	15384
	ukupno - total	29962	97.8	662	2.2	13	0.0	1	0.0	30638
Juni - June	I	17916	98.0	346	1.9	9	0.0	2	0.0	18272
	II	16346	97.1	483	2.9	7	0.0	1	0.0	16837
	ukupno - total	34261	97.6	829	2.4	16	0.0	3	0.0	35109
Juli - July	I	36626	98.5	540	1.5	4	0.0	3	0.0	37174
	II	32089	98.0	637	1.9	6	0.0	5	0.0	32737
	ukupno - total	68715	98.3	1178	1.7	10	0.0	8	0.0	69911
Avgust - August	I	37101	98.6	524	1.4	2	0.0	6	0.0	37633
	II	40204	98.3	665	1.6	5	0.0	5	0.0	40879
	ukupno - total	77305	98.5	1190	1.5	7	0.0	11	0.0	78512
Septembar - September	I	15146	97.8	341	2.2	1	0.0	0	0.0	15488
	II	16809	97.4	449	2.6	3	0.0	3	0.0	17264
	ukupno - total	31955	97.6	790	2.4	4	0.0	3	0.0	32752
Oktobar - October	I	13408	97.7	318	2.3	2	0.0	1	0.0	13729
	II	13602	97.1	405	2.9	4	0.0	2	0.0	14014
	ukupno - total	27010	97.4	723	2.6	6	0.0	3	0.0	27742
Novembar - November	I	10443	98.2	188	1.8	3	0.0	1	0.0	10635
	II	10504	97.6	256	2.4	3	0.0	3	0.0	10766
	ukupno - total	20947	97.9	443	2.1	6	0.0	4	0.0	21400
Decembar - December	I	10341	98.0	196	1.9	15	0.1	0	0.0	10552
	II	10439	97.5	253	2.4	14	0.1	0	0.0	10706
	ukupno - total	20780	97.8	448	2.1	29	0.1	0	0.0	21257
Ukupno (godišnje) - Total (annual)	I	201016	98.2	3659	1.8	65	0.0	13	0.0	204754
	II	199956	97.6	4744	2.3	76	0.0	25	0.0	204800
	ukupno - total	400972	97.9	8404	2.1	141	0.0	38	0.0	409554
Prosjeak (PGDS) - Average (AADT)	I	549	98.2	10	1.8	0	0.0	0	0.0	559
	II	546	97.6	13	2.3	0	0.0	0	0.0	560
	ukupno - total	1096	97.9	23	2.1	0	0.0	0	0.0	1119

BRONANJE VOZILA NA MREŽI PUTEVA U REPUBLICI SRPSKOJ – 2016. GODINA
VEHICLE COUNTING ON THE ROAD NETWORK OF THE REPUBLIC OF SRPSKA – YEAR 2016

SAOBRAĆAJNI POKAZATELJI

Automatski brojač broj
 Lokalizet / Stacionaža [km+m]
 Broj puta / Dionica

000055

Tuli / 6+766,00

R 429 (RI-6104) / Aleksina Međa - granica / border RS (Sitnica)

Mjesec	Snjmer	minimalni čas			maksimalni čas			minimalni dan		maksimalni dan		dnevni prosjek (05-21 h)	noćni prosjek (21-05 h)	prosjek radnim danom	prosjek vikendom	ljetni prosjek
		datum/dan	čas	voz/h	datum/dan	čas	voz/h	datum/dan	voz/dan							
Januar	I	nedjelja/24.	0	0	79	četvrtak/28.	13	228	srijeda/20.	520	355	35	366	425		
	II	ponedeljak/11.	0	0	97	četvrtak/28.	15	224	utorak/5.	560	358	35	364	433		
	I+II	ponedeljak/25.	1	0	140	četvrtak/28.	15	452	utorak/5.	1057	713	70	730	858		
Februar	I	srijeda/3.	0	0	98	petak/26.	10	193	petak/14.	489	299	27	290	421		
	II	srijeda/3.	0	0	81	utorak/23.	15	210	subota/6.	500	310	26	286	466		
	I+II	srijeda/3.	0	0	160	petak/26.	10	441	nedelja/14.	979	609	52	576	887		
Mart	I	subota/5.	0	0	60	četvrtak/3.	11	246	četvrtak/3.	547	331	31	322	474		
	II	petak/11.	0	0	68	četvrtak/3.	15	249	subota/26.	599	341	28	327	488		
	I+II	petak/11.	0	0	103	četvrtak/3.	12	495	subota/26.	1146	671	59	650	962		
April	I	četvrtak/21.	0	0	73	ponedeljak/4.	17	278	utorak/12.	798	397	46	396	535		
	II	subota/2.	0	0	59	subota/30.	9	261	utorak/30.	711	393	36	374	540		
	I+II	četvrtak/21.	0	0	112	ponedeljak/4.	17	539	subota/30.	1509	789	82	770	1074		
Maj	I	srijeda/11.	1	0	108	utorak/31.	15	309	ponedeljak/16.	659	440	52	461	549		
	I+II	petak/27.	0	0	148	utorak/31.	16	364	ponedeljak/2.	738	447	49	462	559		
	I	srijeda/18.	1	0	148	utorak/31.	15	673	ponedeljak/2.	1311	887	102	923	1109		
Juni	I	utorak/7.	0	0	83	subota/25.	9	376	srijeda/1.	926	540	69	546	784		609
	II	srijeda/1.	0	0	92	nedelja/12.	20	350	nedelja/26.	831	493	69	497	737		561
	I+II	srijeda/22.	2	0	131	subota/11.	10	726	nedelja/26.	1749	1033	138	1043	1521		1171
Juli	I	ponedeljak/11.	2	1	217	nedelja/31.	10	685	utorak/5.	2261	1068	132	1011	1595		1200
	II	srijeda/6.	2	0	220	nedelja/17.	18	585	utorak/5.	1928	918	138	889	1407		1056
	I+II	ponedeljak/11.	2	1	348	subota/30.	13	1270	utorak/31.	4073	1986	270	1900	3002		2256
Avgust	I	utorak/30.	1	0	191	nedelja/14.	9	635	subota/6.	1777	1089	126	1114	1503		1215
	II	srijeda/31.	2	1	184	nedelja/28.	11	776	nedelja/14.	2083	1179	140	1170	1747		1319
	I+II	utorak/30.	1	2	318	nedelja/14.	9	1471	nedelja/14.	3754	2268	266	2285	3250		2534
Septembar	I	srijeda/7.	1	0	88	srijeda/14.	14	388	ponedeljak/26.	810	462	55	488	595		516
	II	četvrtak/1.	1	0	130	subota/3.	10	375	subota/3.	998	530	45	520	728		575
	I+II	utorak/6.	2	0	188	ponedeljak/26.	10	763	subota/3.	1808	992	100	1008	1322		1092
Oktobar	I	srijeda/5.	1	0	119	utorak/11.	15	284	ponedeljak/24.	772	402	41	395	544		
	II	subota/1.	0	0	106	ponedeljak/11.	16	292	subota/8.	817	416	36	399	563		
	I+II	srijeda/5.	1	0	156	ponedeljak/24.	15	576	subota/8.	1589	819	76	794	1107		
Novembar	I	srijeda/16.	0	0	71	nedelja/20.	16	206	srijeda/30.	595	321	43	305	470		
	II	četvrtak/10.	0	0	86	nedelja/6.	15	213	utorak/29.	584	329	39	309	476		
	I+II	ponedeljak/14.	1	0	116	nedelja/20.	16	420	subota/5.	1179	651	81	614	946		
Decembar	I	četvrtak/1.	0	0	72	petak/23.	16	250	utorak/20.	504	309	32	308	420		
	II	četvrtak/1.	0	0	66	nedelja/25.	16	239	ponedeljak/5.	533	317	29	313	423		
	I+II	četvrtak/1.	0	0	106	petak/23.	16	507	utorak/6.	1019	626	61	622	843		
Godina	I	nedelja/24.1.	0	0	217	petak/26.2.	10	193	petak/26.2.	2261	1033	138	1043	1521		885
	II	ponedeljak/11.1.	0	0	220	utorak/23.2.	18	210	utorak/23.2.	2083	503	56	493	714		878
	I+II	ponedeljak/25.1.	1	0	348	srijeda/30.11.	13	420	nedelja/31.7.	4073	1004	113	993	1407		1763

BROJANJE VOZILA NA MREŽI PUTEVA U REPUBLICI SRPSKOJ – 2016. GODINA
VEHICLE COUNTING ON THE ROAD NETWORK OF THE REPUBLIC OF SRPSKA – YEAR 2016

TRAFFIC PARAMETERS

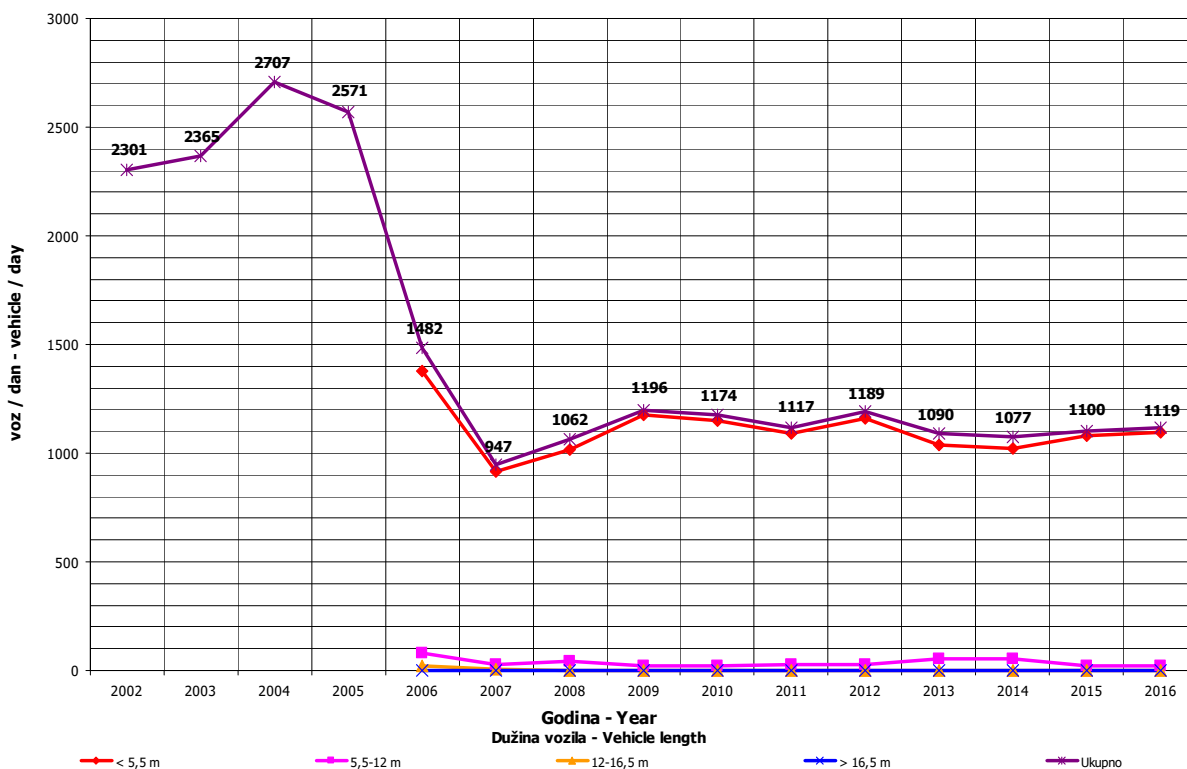
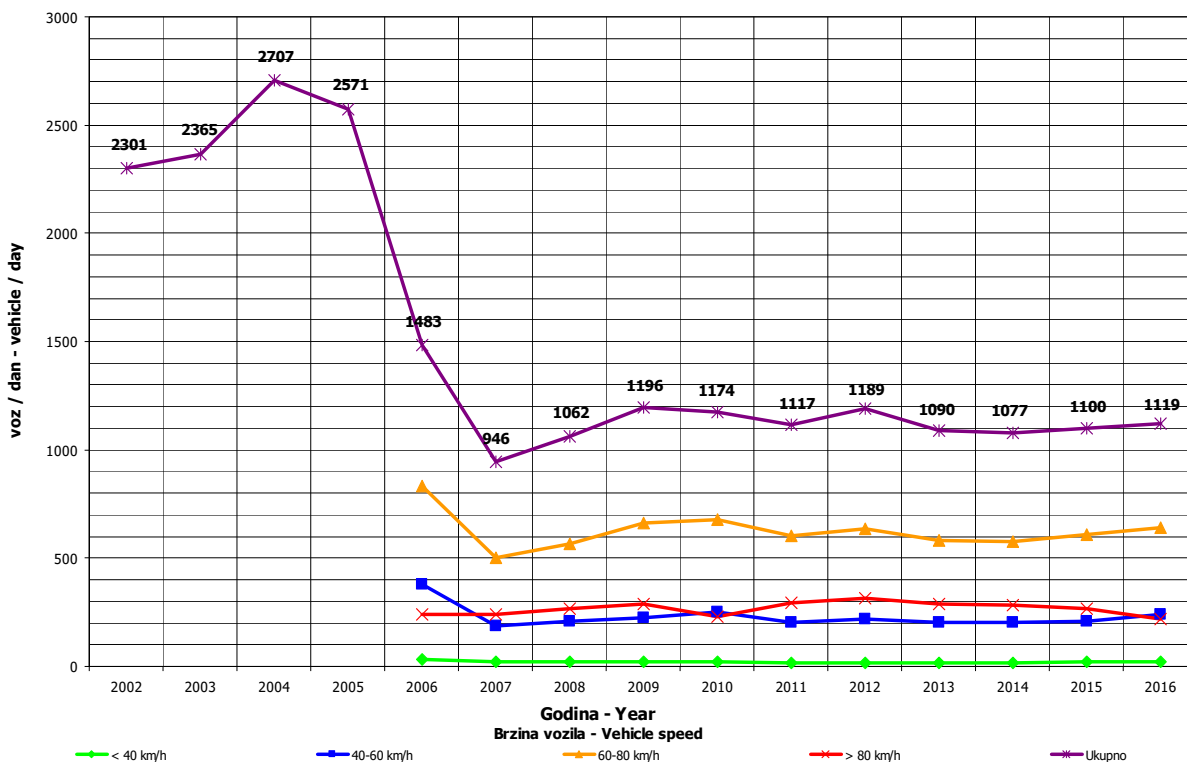
Automatic counter number 000055
 Location / Mileage [km+m] Tuli / 6+766,00
 Road number / Section R 429 (RI-6104) / Aleksina Meda - granica / border RS (Sitnica)

Month	Direction	minimum hour		maximum hour		veh/h		veh/day		veh/day		day time average (5-21 h)	night average (21-05 h)	working day average	weekend average	summer average
		date/day	hour	date/day	hour	veh/h	veh/day	date/day	veh/day							
January	I	24/Sunday	0	5/Tuesday	13	79	228	20/Wednesday	520	355	35	366	425			
	II	11/Monday	0	5/Tuesday	15	97	224	28/četrvtak	560	358	35	364	433			
	I+II	25/Monday	1	5/Tuesday	15	140	452	28/četrvtak	1057	713	70	730	858			
February	I	3/Wednesday	0	6/Saturday	10	98	193	26/Friday	489	299	27	290	421			
	II	3/Wednesday	0	3/Wednesday	15	81	210	23/Tuesday	500	310	26	286	466			
	I+II	3/Wednesday	0	6/Saturday	10	160	441	26/Friday	979	609	52	576	887			
March	I	5/Saturday	0	27/Sunday	11	60	246	3/četrvtak	547	331	31	322	474			
	II	11/Friday	0	18/Friday	15	68	249	3/četrvtak	599	341	28	327	488			
	I+II	11/Friday	0	27/Sunday	12	103	495	3/četrvtak	1146	671	59	650	962			
April	I	21/četrvtak	0	4/Monday	17	73	278	12/Tuesday	798	397	46	396	535			
	II	2/Saturday	0	30/Saturday	9	59	261	12/Tuesday	711	393	36	374	540			
	I+II	21/četrvtak	0	4/Monday	17	112	539	12/Tuesday	1509	789	82	770	1074			
May	I	11/Wednesday	1	31/Tuesday	15	123	364	16/Monday	659	440	52	461	549			
	II	27/Friday	0	31/Tuesday	16	108	309	16/Monday	738	447	49	462	559			
	I+II	18/Wednesday	1	31/Tuesday	15	148	673	16/Monday	1311	887	102	923	1109			
June	I	7/Tuesday	0	25/Saturday	9	83	376	1/Wednesday	926	540	69	546	784			609
	II	1/Wednesday	0	12/Sunday	20	92	350	1/Wednesday	831	493	69	497	737			561
	I+II	22/Wednesday	2	11/Saturday	10	131	726	1/Wednesday	1749	1033	138	1043	1521			1171
July	I	11/Monday	2	31/Sunday	10	217	685	5/Tuesday	2261	1068	132	1011	1595			1200
	II	6/Wednesday	2	17/Sunday	18	220	585	5/Tuesday	1928	918	138	889	1407			1056
	I+II	11/Monday	2	30/Saturday	13	348	1270	5/Tuesday	4073	1986	270	1900	3002			2256
August	I	30/Tuesday	1	14/Sunday	9	191	635	30/Tuesday	1777	1089	126	1114	1503			1215
	II	31/Wednesday	2	28/Sunday	11	184	776	31/Wednesday	2083	1179	140	1170	1747			1319
	I+II	30/Tuesday	1	14/Sunday	9	318	1471	31/Wednesday	3754	2268	266	2285	3250			2534
September	I	7/Wednesday	1	14/Wednesday	14	88	388	26/Monday	810	462	55	488	595			516
	II	1/četrvtak	1	3/Saturday	10	130	375	26/Monday	998	530	45	520	728			575
	I+II	6/Tuesday	2	3/Saturday	10	188	763	26/Monday	1808	992	100	1008	1322			1092
October	I	5/Wednesday	1	11/Tuesday	15	119	284	24/Monday	772	402	41	395	544			
	II	1/Saturday	0	11/Tuesday	16	106	292	24/Monday	817	416	36	399	563			
	I+II	5/Wednesday	1	11/Tuesday	15	156	576	24/Monday	1589	819	76	794	1107			
November	I	16/Wednesday	0	20/Sunday	16	71	206	30/Wednesday	595	321	43	305	470			
	II	10/četrvtak	0	6/Sunday	15	86	213	29/Tuesday	584	329	39	309	476			
	I+II	14/Monday	1	20/Sunday	16	116	420	30/Wednesday	1179	651	81	614	946			
December	I	1/četrvtak	0	23/Friday	16	72	250	20/Tuesday	504	309	32	308	420			
	II	1/četrvtak	0	25/Sunday	16	66	239	5/Monday	533	317	29	313	423			
	I+II	1/četrvtak	0	23/Friday	16	106	507	6/Tuesday	1019	626	61	622	843			
Year	I	January 24/Sunday	0	July 31/Sunday	10	217	193	February 26/Friday	2261	501	57	500	693			885
	II	January 11/Monday	0	July 17/Sunday	18	220	210	February 23/Tuesday	2083	503	56	493	714			878
	I+II	January 25/Monday	1	July 30/Saturday	13	348	420	November 30/Wednesday	4073	1004	113	993	1407			1763

GODIŠNJA NERAVNOMJERNOST SAOBRAĆAJNOG TOKA TRAFFIC FLOW ANNUAL VARIATION

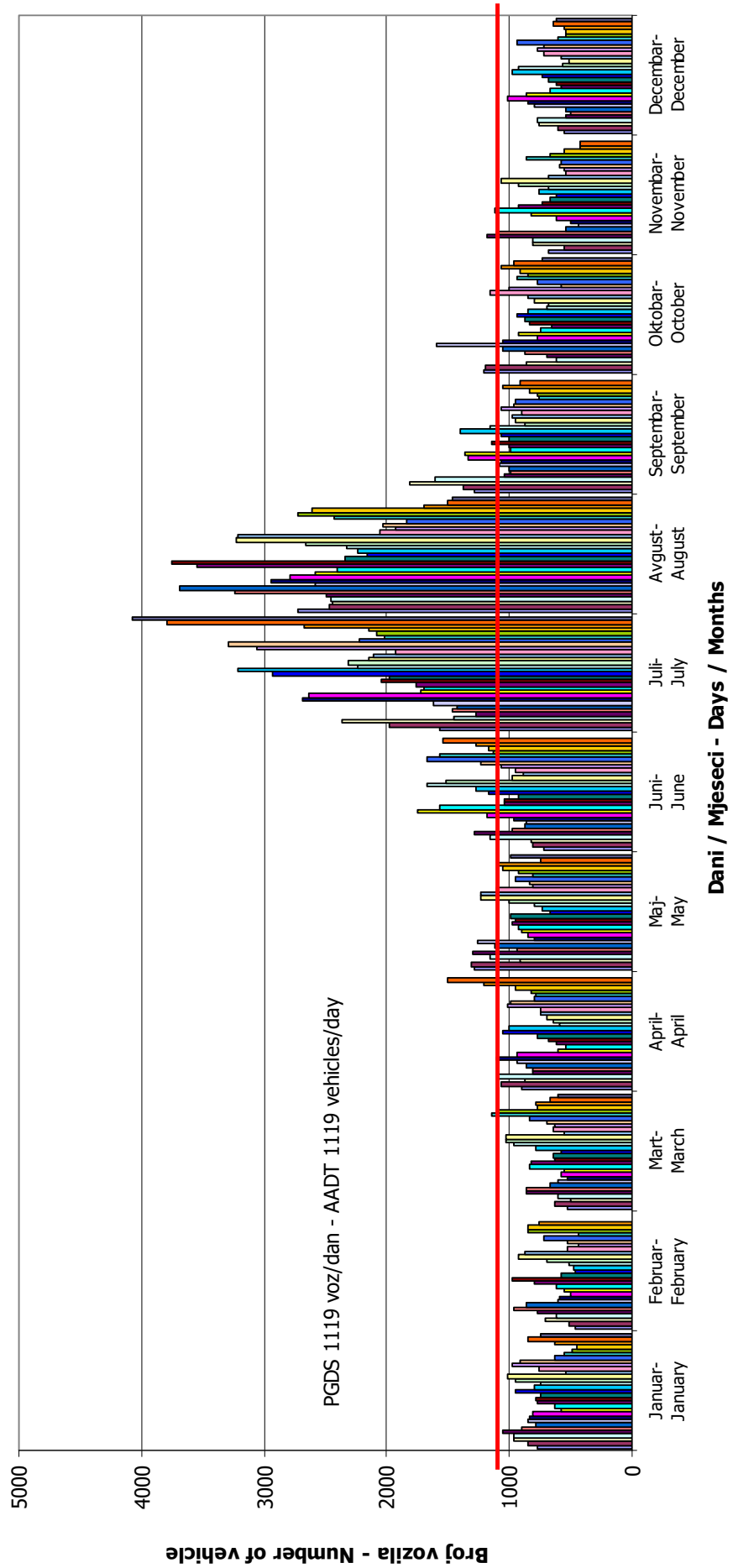
Automatski brojač broj - Automatic counter number
 Lokalizet - Location / Stacionaža - Mileage [km+m]
 Broj puta - Road number / Dionica - Section

000055
 Tuli / 6+766,00
 R 429 (RI-6104) / Aleksina Međa - granica / border
 RS (Sitnica)



**DNEVNA NERAVNOMJERNOST SAOBRAĆAJNOG TOKA
 TRAFFIC FLOW DAILY VARIATION**

Automatski brojač broj - Automatic counter number 000055
 Lokalizet - Location / Stacionaža - Mileage [km+tm] Tuli / 6+766,00
 Broj puta - Road number/ Dionica - Section R 429 (RI-6104) / Aleksina Međa - granica / border RS (Sitnica)



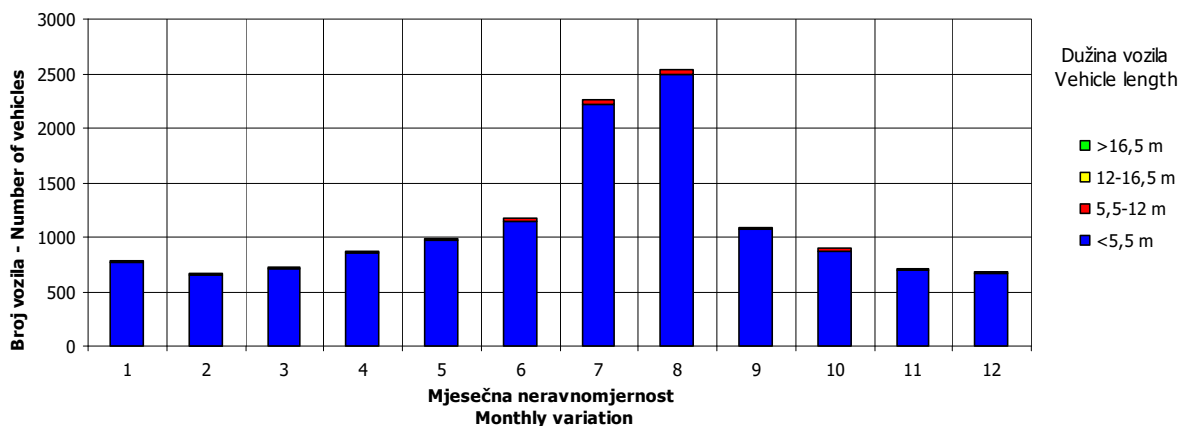
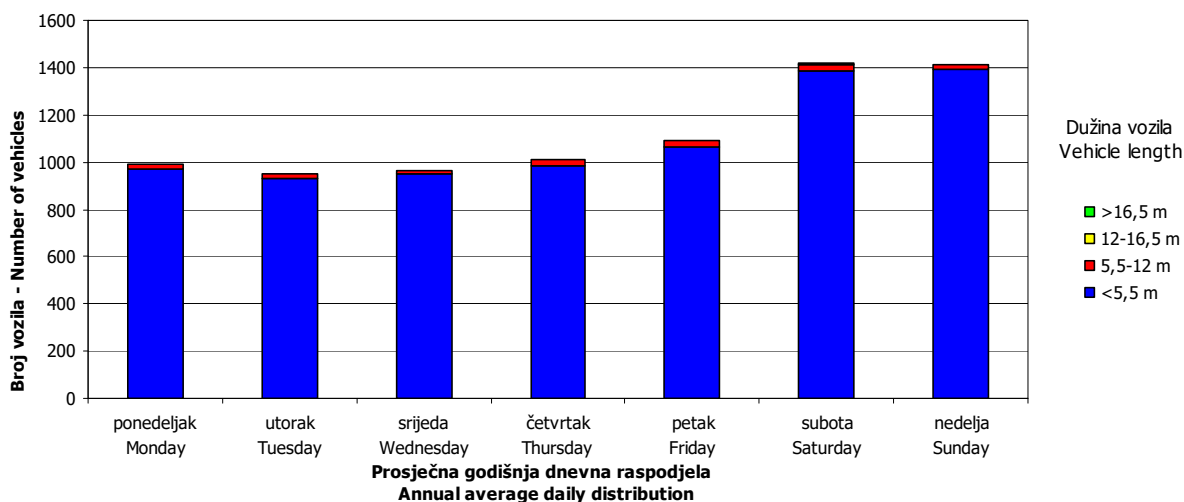
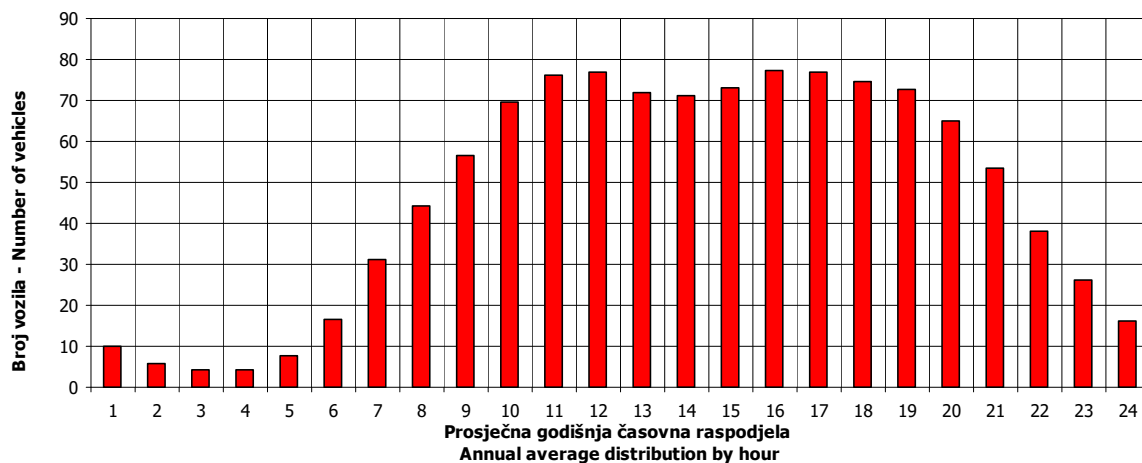
VREMENSKA RASPODJELA SAOBRAĆAJNOG TOKA TRAFFIC FLOW TIME DISTRIBUTION

Automatski brojač broj - Automatic counter number
 Lokalizet - Location / Stacionaža - Mileage [km+m]
 Broj puta - Road number / Dionica - Section

000055
 Tuli / 6+766,00
 R 429 (RI-6104) / Aleksina Međa - granica / border
 RS (Sitnica)

PGDS 1119 voz/dan

AADT 1119 veh/day

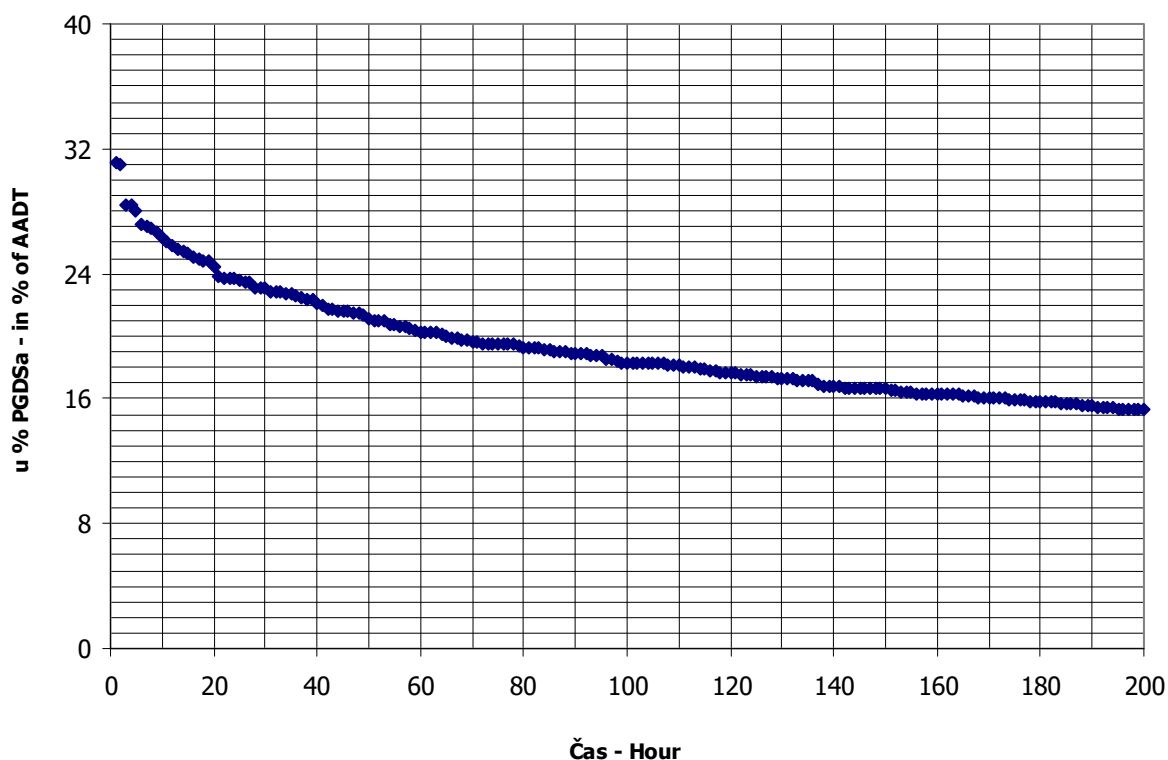


SATNA DISTRIBUCIJA SAOBRAĆAJNOG TOKA TRAFFIC FLOW HOURLY DISTRIBUTION

Automatski brojač broj - Automatic counter number
 Lokalitet - Location / Stacionaža - Mileage [km+m]
 Broj puta - Road number / Dionica - Section

000055
 Tuli / 6+766,00
 R 429 (RI-6104) / Aleksina Međa - granica /
 border RS (Sitnica)

PGDS - AADT	1119 voz/dan - veh/day							
Čas - Hour	Maksimalni vršni sat - Maximum peak hour	10	20	30	40	50	100	200
Sat u danu - Hour of day	13	10	11	12	8	16	9	11
Sat u godini - Hour in year	5078	5603	5604	5581	5097	4769	5050	4740
Dan - Day of week	subota - Saturday	nedelja - Sunday	nedelja - Sunday	subota - Saturday	nedelja - Sunday	nedelja - Sunday	petak - Friday	subota - Saturday
Datum - Date	30	21	21	20	31	17	29	16
Mjesec - Month	juli - July	avgust - August	avgust - August	avgust - August	juli - July	juli - July	juli - July	juli - July
Vrijednost - Value	348	295	273	258	248	236	205	171
% - percent	31.09	26.35	24.39	23.05	22.16	21.08	18.31	15.28

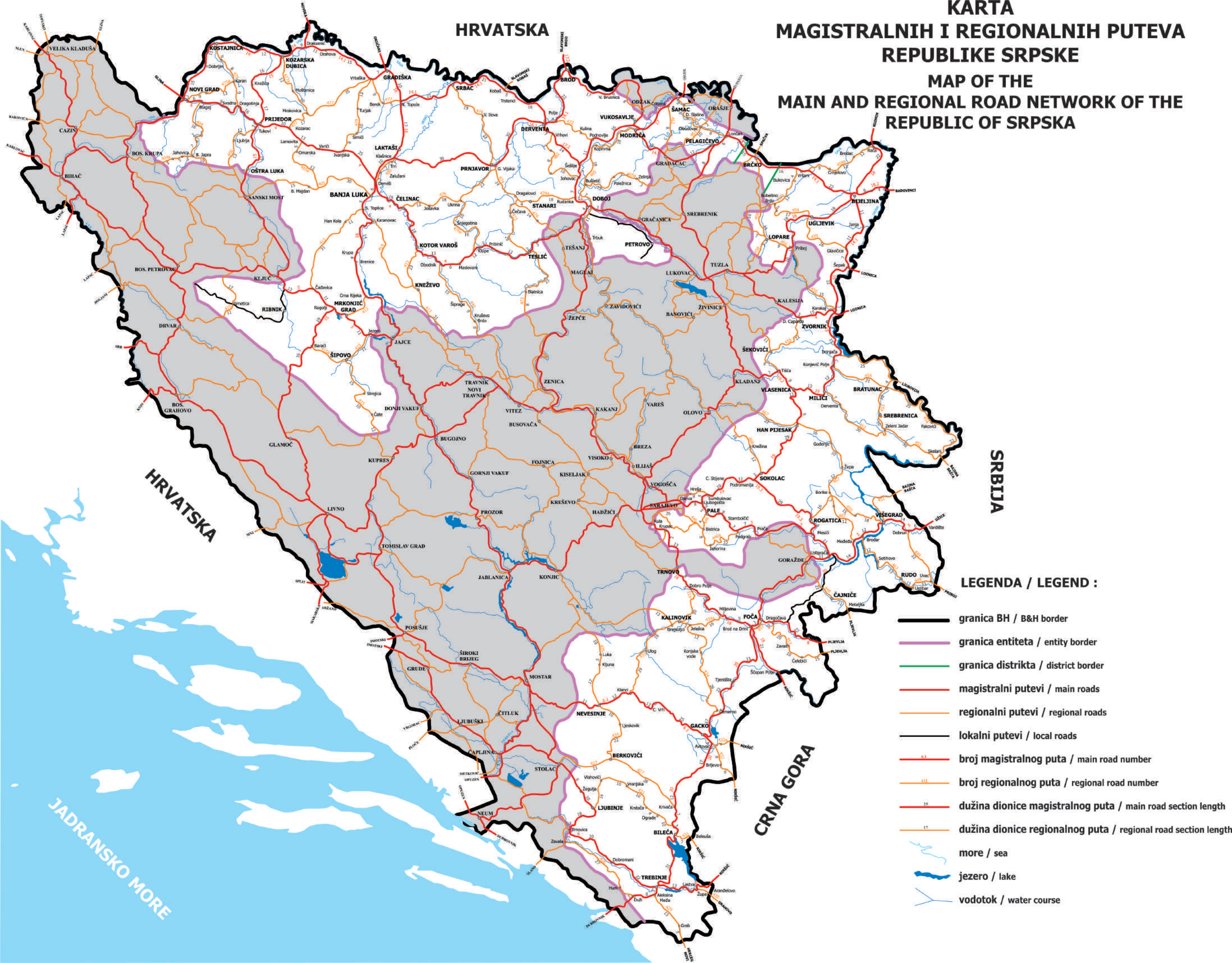


PREGLEDNE KARTE














MAPS

MAGISTRALNIH I REGIONALNIH PUTEVA
REPUBLIKE SRPSKE

MAP OF THE
MAIN AND REGIONAL ROAD NETWORK OF THE
REPUBLIC OF SRPSKA

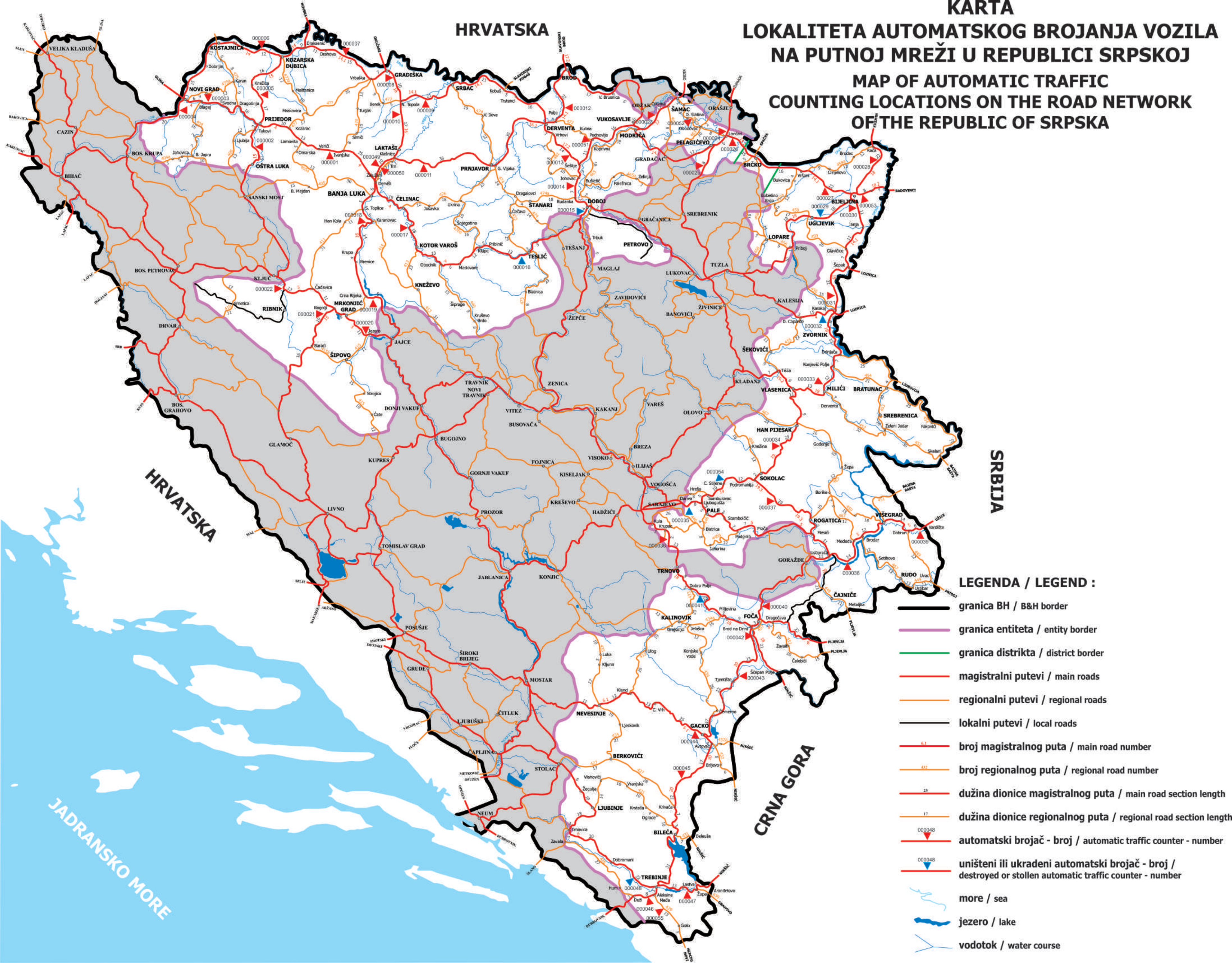


LEGENDA / LEGEND :

-  granica BH / B&H border
-  granica entiteta / entity border
-  granica distrikta / district border
-  magistralni putevi / main roads
-  regionalni putevi / regional roads
-  lokalni putevi / local roads
-  broj magistralnog puta / main road number
-  broj regionalnog puta / regional road number
-  dužina dionice magistralnog puta / main road section length
-  dužina dionice regionalnog puta / regional road section length
-  more / sea
-  jezero / lake
-  vodotok / water course

LOKALITETA AUTOMATSKOG BROJANJA VOZILA NA PUTNOJ MREŽI U REPUBLICI SRPSKOJ

MAP OF AUTOMATIC TRAFFIC COUNTING LOCATIONS ON THE ROAD NETWORK OF THE REPUBLIC OF SRPSKA

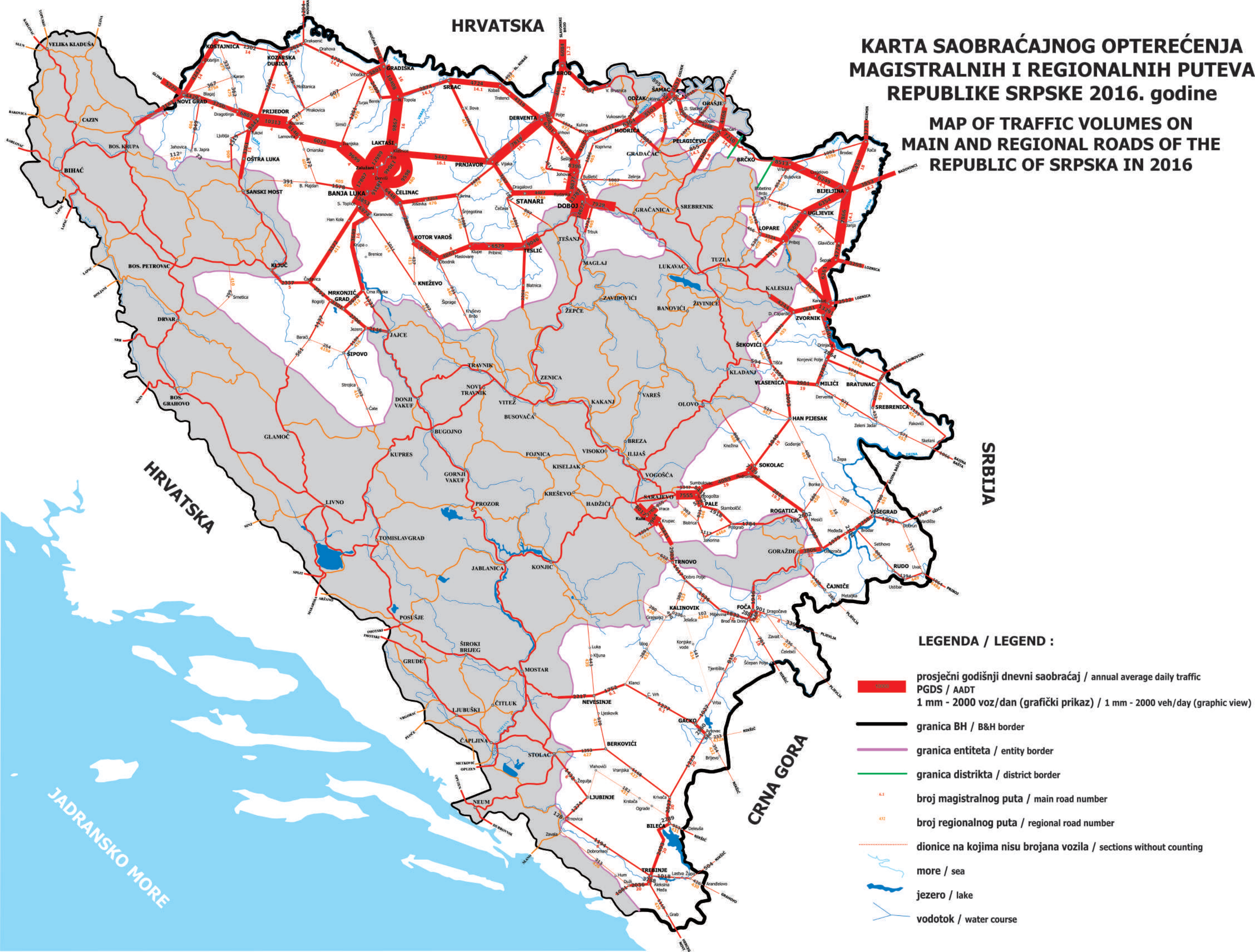


- LEGENDA / LEGEND :**
- granica BH / B&H border
 - granica entiteta / entity border
 - granica distrikta / district border
 - magistralni putevi / main roads
 - regionalni putevi / regional roads
 - lokalni putevi / local roads
 - broj magistralnog puta / main road number
 - broj regionalnog puta / regional road number
 - dužina dionice magistralnog puta / main road section length
 - dužina dionice regionalnog puta / regional road section length
 - automatski brojač - broj / automatic traffic counter - number
 - uništen ili ukradeni automatski brojač - broj / destroyed or stolen automatic traffic counter - number
 - more / sea
 - jezero / lake
 - vodotok / water course

HRVATSKA

KARTA SAOBRAĆAJNOG OPTEREĆENJA MAGISTRALNIH I REGIONALNIH PUTEVA REPUBLIKE SRPSKE 2016. godine

MAP OF TRAFFIC VOLUMES ON MAIN AND REGIONAL ROADS OF THE REPUBLIC OF SRPSKA IN 2016



LEGENDA / LEGEND :

- prosječni godišnji dnevni saobraćaj / annual average daily traffic
PGDS / AADT
1 mm - 2000 voz/dan (grafički prikaz) / 1 mm - 2000 veh/day (graphic view)
- granica BH / B&H border
- granica entiteta / entity border
- granica distrikta / district border
- broj magistralnog puta / main road number
- broj regionalnog puta / regional road number
- dionice na kojima nisu brojana vozila / sections without counting
- more / sea
- jezero / lake
- vodotok / water course