



Javno preduzeće  
“PUTEVI REPUBLIKE SRPSKE”  
Public Company  
“REPUBLIC OF SRPSKA ROAD”

**BROJANJE VOZILA NA  
MREŽI PUTEVA U  
REPUBLICI SRPSKOJ**

**2015**

**VEHICLE COUNTING ON  
THE ROAD NETWORK OF  
THE REPUBLIC OF SRPSKA**

Banja Luka  
Decembar 2017.





**Javno preduzeće  
"PUTEVI REPUBLIKE SRPSKE"**

**BROJANJE VOZILA NA MREŽI PUTEVA U  
REPUBLICI SRPSKOJ**

**2015. godina**

**BANJA LUKA  
decembar 2017. godine**

---

Investitor: Javno preduzeće "PUTEVI REPUBLIKE SRPSKE" d.o.o.  
BANJA LUKA

V.D. Direktor: NENAD NEŠIĆ

Grupa izvođača: INSTITUT ZA GRAĐEVINARSTVO "IG" d.o.o. BANJA LUKA  
IPSA INSTITUT d.o.o. Sarajevo  
JU INSTITUT ZA URBANIZAM, GRAĐEVINARSTVO I EKOLOGIJU  
REPUBLIKE SRPSKE BANJA LUKA

Autori: SLOBODAN BERIĆ, dipl. inž. građ.  
DRAGAN ZMIJANJAC, dipl. inž. građ.  
MILAN TEŠANOVIĆ, dipl. inž. saob.  
BOJAN SARIĆ, dipl. inž. saob.  
PAVLE KALUĐERČIĆ, dipl. inž. el.

---



**Public Company  
"REPUBLIC OF SRPSKA ROADS"**

**VEHICLE COUNTING ON THE ROAD  
NETWORK OF THE REPUBLIC OF SRPSKA**

**YEAR 2015**

**BANJA LUKA  
December, 2017**

---

---

Investor: Public company "REPUBLIC OF SRPSKA ROADS" d.o.o.  
BANJA LUKA

Acting Director: NENAD NEŠIĆ

Contractor: INSTITUT ZA GRAĐEVINARSTVO "IG" d.o.o. BANJA LUKA  
IPSA INSTITUT d.o.o. Sarajevo  
JU INSTITUT ZA URBANIZAM, GRAĐEVINARSTVO I EKOLOGIJU  
REPUBLIKE SRPSKE BANJA LUKA

Authors: SLOBODAN BERIĆ, Civil Eng.  
DRAGAN ZMIJANJAC, Civil Eng.  
MILAN TEŠANOVIĆ, Traffic Eng.  
BOJAN SARIĆ, Traffic Eng.  
PAVLE KALUĐERČIĆ, Electrical Eng.

---

---

## SADRŽAJ

<b>UVOD</b> .....	1
<b>PRIMJENJENA METODOLOGIJA</b> .....	6
<b>OBRADA PODATAKA I PREZENTACIJA REZULTATA</b> .....	6
<b>PGDS NA MREŽI PUTEVA</b> .....	11
<b>PODACI O AUTOMATSKOM BROJANJU VOZILA</b> .....	19
<b>PODACI SA AUTOMATSKIH BROJAČA VOZILA</b> .....	25
<b>PREGLEDNE KARTE</b> .....	417

## CONTENTS

<b>INTRODUCTION</b> .....	1
<b>APPLIED METHODOLOGY</b> .....	6
<b>DATA PROCESSING AND PRESENTATION OF RESULTS</b> .....	6
<b>AADT ON THE ROAD NETWORK</b> .....	11
<b>DATA ON AUTOMATIC TRAFFIC COUNTING</b> .....	19
<b>DATA FROM AUTOMATIC TRAFFIC COUNTERS</b> .....	25
<b>MAPS</b> .....	417

---

---

---



## UVOD

Podaci o saobraćajnim tokovima na putnoj mreži, odnosno dionicama puteva, u koje prije svega spadaju prosječni godišnji dnevni saobraćaj (PGDS) i časovna neravnomjernost protoka, predstavljaju osnovne informacije za argumentovanje najznačajnijih odluka o budućem razvoju i eksploataciji putne mreže. Jedan od ciljeva registrovanja ovih podataka je i poboljšanje uzajmne povezanosti regiona Republike Srpske, kao i njihove cjelokupne povezanosti sa evropskom mrežom puteva.

Uočavajući veliki značaj koji imaju saobraćajni tokovi, nekadašnja Samoupravna interesna zajednica za magistralne puteve Bosne i Hercegovine (SIZ za puteve), je osamdesetih godina XX vijeka uspostavila sistem brojanja vozila na magistralnim i regionalnim putevima. Istovremeno je objavljivao i godišnji bilten o intenzitetu saobraćaja obuhvatajući sve dionice magistralne i regionalne putne mreže Bosne i Hercegovine. U to vrijeme, na putnoj mreži je postojalo 18 automatskih brojača, dok su ostale dionice bile pokrivene jednodnevnim ili višednevnim ručnim brojanjem vozila.

Početak rata, 1992. godine, registrovanje broja vozila na putnoj mreži kako Republike Srpske, tako i Bosne i Hercegovine je prekinuto, i sve do 2001. godine nije obavljano.

Donacijom od strane vlade Holandije, Javno preduzeće "Putevi Republike Srpske" je, 2000. godine, nabavila 52 stalna i 8 pokretnih automatskih brojača firme Dinaf iz Holandije. Karakteristike automatskih brojača su da snimaju broj vozila po smjerovima prema zadatom vremenskom intervalu (odabran satni interval), i imaju mogućnost, u zavisnosti od načina programiranja, da registruju:

- brzinu vozila,
- dužinu vozila i
- dužinu i brzinu vozila.

U toku ljeta 2001. godine, prema "Studiji lokaliteta brojanja saobraćaja u Republici Srpskoj", koju je izradio Arhitektonsko-građevinski fakultet iz Banja Luke, 1999. godine, stalni automatski brojači su postavljeni na odabrane dionice magistralnih puteva. Do kraja 2001. godine izvršeno je uhadavanje rada, kako brojača, tako i stručnog osoblja.

U tom periodu dobijeni su i dragocjeni podaci o broju vozila po dionicama, koji su korišćeni pri

## INTRODUCTION

Data on traffic flows on the road network, i.e. road sections, which contain data on Annual Average Daily Traffic (AADT) and hourly variation of traffic flow, represent base information for justification of most significant decision in the future development and exploitation of traffic network. One of the aims of registering this data is improvement of interconnection of the Republic of Srpska regions and their overall connection with European road network.

Realizing the great importance of traffic flows, previous Self-governing Interest Group for Main Roads of Bosnia and Herzegovina (SIZ for Roads) has established a system for vehicle counting on the main and regional roads in the eighties of twentieth century. At the same time, annual bulletin was published containing the information of the traffic intensity for all road sections of main and regional roads of Bosnia and Herzegovina. At that time, 18 automatic traffic counters were installed on the road network, while on the remaining road sections traffic counting was conducted manually on daily basis or for the longer time period.

At the break out of the war, in 1992, registering of the number of vehicles on the road network in the Republic of Srpska, as well as in Bosnia and Herzegovina was disrupted until the year 2001, when it was re-established.

Through the donation of Dutch Government, Public Company "Republic of Srpska Roads" has, in the year 2000, received 52 fixed and 8 mobile automatic traffic counters Dinaf from Holland. Characteristics of the automatic counters are that they record number of vehicles by traffic directions in the predefined time interval (selected hourly interval) and they have possibility, depending on the type of programming, to register:

- vehicle speed,
- vehicle length and
- vehicle length and speed.

During the summer of 2001, according to the "Study of Locations for Traffic Counting in the Republic of Srpska", which was done by the Faculty of Architecture and Civil Engineering in Banja Luka, in 1999, fixed traffic counters were installed on the selected road sections on the

izradi "Studije opravdanosti rehabilitacije puteva u Republici Srpskoj" u toku pripreme projekta Svjetske banke, "Upravljanje putevima i bezbjednost saobraćaja", kao i podaci za projektovanje radova izgradnje, rekonstrukcije ili rehabilitacije na više dionica magistralnih i regionalnih puteva Republike Srpske.

Opredjeljenje Javnog preduzeća "Putevi Republike Srpske" je da, iz godine u godinu, povećava pokrivenost dionica magistralne i regionalne putne mreže sa automatskim brojačima vozila, i da iste, na sve moguće načine, modernizuje. U tom smislu je, krajem 2005. godine, pokrenut proces nabavke još 10 automatskih brojača vozila, od kojih je 9 ugrađeno na putnu mrežu tokom 2006. godine. Pored toga, tokom 2005. godine izvršena je nabavka i ugradnja solarnih tabli za punjenje baterija automatskih brojača vozila.

Na osnovu gore navedenih činjenica može se zaključiti da su ispunjeni formalni uslovi za stalno praćenje saobraćajnog opterećenja na mreži magistralnih i regionalnih puteva Republike Srpske. Ova publikacija, jubilarna dvanaesta po redu, najjača je potvrda iznesene činjenice.

Ova publikacija je rezultat dugotrajnog procesa snimanja i obrade podataka i pruža osnovne podatke o brojanju vozila za 2015. godinu na mreži magistralnih i regionalnih puteva Republike Srpske, koja je u nadležnosti Javnog preduzeća "Putevi Republike Srpske".

Bitno je istaći da ova publikacija, posmatrano sa aspekta cjelokupne uloge i značaja podataka o saobraćajnim tokovima, izvršava samo svoju osnovnu ulogu, i to na pasivan način, kao valjana statistika. Iz ovoga dalje slijedi aktivna uloga statističkih podataka o brojanju vozila kod upravljanja, razvoja i eksploatacije putne mreže. Usljed toga, treba očekivati da će podaci o saobraćajnim tokovima u narednom periodu, sa daljim unapređenjem sistema brojanja saobraćaja, dobiti i svoju upotrebnu vrijednost kod upravljačkih odluka.

Analizirajući i upoređujući podatke iz Publikacije 2014. godine sa podacima dobijenim u 2015. godini mogu se izvesti sljedeći uopšteni zaključci o saobraćajnom opterećenju:

- na dionicama gdje je saobraćaj sniman automatskim brojačima intenzitet saobraćaja je u porastu od 1,77 % u odnosu na 2014. godinu;

main roads. By the end of 2001, testing of counters and training of staff were completed.

During the same period, precious data on the number of vehicles by sections were obtained, and these data were used for development of the "Feasibility Study for Rehabilitation of Roads in the Republic of Srpska" during the preparation of the World Bank project, Road Management and Safety, as well as data for design of construction, reconstruction and rehabilitation works on a number of sections of main and regional roads in the Republic of Srpska.

The determination of the Public Company "Republic of Srpska Roads" is to increase the percentage of the road network that is covered with automatic traffic counters from year to year, and to modernize them in all possible ways. In that sense, at the end of 2005 the process of procurement of 10 new automatic traffic counters started, from which 9 were installed on the roads during 2006. Moreover, the procurement and installation of the solar plates for automatic traffic counters battery charging was conducted.

On the basis of above mentioned facts it is clear that all formal prerequisites for constant monitoring of traffic intensity on the main and regional road network of the Republic of Srpska can be made are fulfilled. This twelfth consecutive publication is the strongest confirmation of the previously outlined fact.

This publication is a result of long-lasting process of recording and processing of data and provides basic data on traffic counting for year 2015 on the network of main and regional roads in the Republic of Srpska, under management of the Public Company "Republic of Srpska Roads".

It is important to point out that this publication, viewed from the aspect of overall role and significance of data on traffic flows, plays only its basic role, in passive way, as a reliable statistics. Out of this comes active role of statistic data on traffic counting for management, development and utilization of the road network. As a consequence, expectations are that data on traffic flows will in the coming period, with further improvement of the traffic counting system, get its utilization value in the decision-making process.

The following conclusions can be made by analyzing and comparing the figures from 2014 Publication with 2015 data:

**BROJANJE VOZILA NA MREŽI PUTEVA U REPUBLICI SRPSKOJ – 2015. GODINA**  
**VEHICLE COUNTING ON THE ROAD NETWORK OF THE REPUBLIC OF SRPSKA – YEAR 2015**

---

- porast intenziteta saobraćaja na cijeloj mreži iznosi oko 2,20 % u odnosu na 2014. godinu.

- the increase of 1,77 % in traffic volume was recorded on road sections where traffic was counted by the automatic traffic counters in comparison with year 2014;

- traffic volume intensity has increased for approximately 2,20 % on the whole main and regional road network of the Republic of Srpska in comparison with year 2014.

**BROJANJE VOZILA NA MREŽI PUTEVA U REPUBLICI SRPSKOJ – 2015. GODINA**  
**VEHICLE COUNTING ON THE ROAD NETWORK OF THE REPUBLIC OF SRPSKA – YEAR 2015**

Tabela 1. Dionice i lokaliteti stalnih automatskih brojača  
 Table 1. Road sections and locations of fixed automatic counters

Broj automatskog brojača Automatic counter number	Put Road	Dionica Section	Lokalitet Location	Stacionaža [km] Mileage [km]
000001	M4	Lamovita-Ivanjska	Bistrica	3+217,00
000002	M15	Tukovi-granica / border RS (Koprivna)	Ništa vci	9+914,00
000003	M4	Blagaj-Dragotinja	Svodna	5+417,00
000004	M14	granica / border RS (Otoka)-Novi Grad 1	Rudice	11+851,00
000005	M15	Kozarska Dubica 1-Prijedor	Donji Jelovac	20+296,00
000006	M14	Kostajnica-Kozarska Dubica 1	Komlenac	14+835,00
000007	M14.1	Draksenić-Vrbaška 1	Gašnica	16+627,00
000008	M16	Gradiška 1-Nova Topola	Brestočina	2+953,00
000009	M14.1	Nova Topola-Srbac	Kočićevo	2+304,00
000010	M16	Nova Topola-Klašnice 1	Mahovljani	14+757,00
000011	M16.1	Klašnice 1-Prnjavor	Hrvačani	16+107,00
000012	M14.1	Polje-Brod	Lužani	1+923,00
000013	M17.2	Vrhovi-Šešljije	Ritešić	9+137,00
000014	M17	Johovac-Rudanka	Kladari	3+163,00
000015	M17	Doboj-granica / border RS (Karuše)	Karuše	2+530,00
000016	M4	Klupe-Teslić (Barići)	Teslić	16+000,00
000017	M4	Čelina c-Kotor Varoš	Podbrđe	11+596,00
000018	M16	Karanovac-Crna Rijeka	Karanovac	1+197,00
000019	M16	Crna Rijeka-granica / border RS (Ugar)	Baljvine	2+951,00
000020	M5	Mrkonjić Grad-Jezero	Jezero	10+796,00
000021	M15	Rogolji-Barađi	Podrašnica	2+138,00
000022	M5	granica / border RS (Velečevo)-Čadavica	Velečevo	1+239,00
000023	M17	Crkvina-Modriča 1	Garevac	11+104,00
000024	M1.8	granica / border RS (Lepnica)-Lončari	Lepnica	0+691,00
000025	M1.8	Pelagićevo-granica / border RS (Blaževac)	Blaževac	5+516,00
000026	M14.1	Lončari-granica / border RS (Brčko 1)	Marković Polje	1+169,00
000027	M14.1	Vršani-Bijeljina 1	Čadavica	7+795,00
000028	M18	Rača-Gojsovac	Trnjaci	8+520,00
000029	M18	Bijeljina 2-Ugljevička Obrnjež	Ugljevička Obrnjež	16+000,00
000030	M14.1	Bijeljina 2-Glavičice	Kojčinovac	8+020,00
000031	M19	Šepak-Karakaj 3	Tršić	16+160,00
000032	M4	Donje Caparde-Karakaj 1	Gušteri	8+600,00
000033	M19	Konjević Polje-Milići	Dušanovo	5+478,00
000034	M19	Han Pijesak 2-Sokolac	Žljebovi	15+302,00
000035	M5	granica / border RS (Lapišnica)-Ljubogosta	Bulozi	4+275,00
000036	M18	Krupac-granica / border RS (Bogatići)	Kijevo	4+562,00
000037	M19.3	Podromanija-Rogatica	Stjenice	13+684,00
000038	M5	Ustiprača-Međa	Svibo	6+062,00
000039	M5	Dobrun-granica / border RS (Vardište)	Vardište	5+227,00
000040	M20	Foča 1-granica / border RS (Ustikolina)	Handić	3+884,00
000041	M18	Dobro Polje-Miljevina	Dobro Polje	3+077,00
000042	M18	Brod na Drini 3-granica / border RS (Šćepan Polje)	Kopilovi	1+036,00
000043	M20	Vrba-Brod na Drini 2	Tjentište	22+964,00
000044	M6.1	Klanci-Gacko 2	Rudo Polje	34+434,00
000045	M20	Krivača-Avtovac 1	Korita	13+986,00
000046	M20	Duži-Aleksina Međa	Aleksina Međa	6+772,00
000047	M6	Trebinje 2-Župa	Lastva	11+004,00
000048	M6	granica / border RS (Trnovica 2)-Trebinje 1	Kočela	33+700,00
000049	M16	Klašnice 2-Šargovac	Trn	5+697,00
000050	M16L	Klašnice 2-Šargovac	Trn	5+650,00
000051	M17	Podnovlje-Šešljije	Podnovlje	0+916,00
000052	R462a	Grebnice-Obudovac 1	Batkuša	8+812,00
000053	M18.2	Gojsovac-granica / border RS (Pavlovića Most)	Dvorovi	3+430,00
000054	M19	Podromanija-Sumbulovac	Crvene Stijene	11+560,00
000055	R429	Aleksina Međa-granica / border RS (Sitnica)	Tuli	6+766,00

## **PRIMJENJENA METODOLOGIJA**

Od ukupno 321 dionice na putnoj mreži Republike Srpske, i to: 180 na magistralnim i 141 na regionalnim putevima, koje su definisane na bazi referentnog sistema baze podataka magistralnih i regionalnih puteva Republike Srpske, brojanje vozila stalnim automatskim brojačima, sa registracijom dužine i brzine, se vrši na 55 dionica, odnosno lokacija. Od 55 dionica, njih 53 se nalaze na magistralnim putevima, dok se svega 2 dionice nalaze na regionalnoj putnoj mreži. Dionice, lokaliteti i stacionaže su date u Tabeli 1., i prikazani na preglednoj karti lokaliteta automatskog brojanja vozila na mreži puteva u Republici Srpskoj.

Na ovim dionicama brojanje vozila po smjerovima se vrši neprekidno, svih 8760 časova tokom godine, s tim što se periodični obilasci brojača obavljaju jednom mjesečno radi održavanja, i sakupljanja podataka.

Na ostalim dionicama magistralnih i regionalnih puteva vozila su registrovana jednodnevnim ručnim brojanjem dok je veličina prosječnog godišnjeg dnevnog saobraćaja dobijena metodom ekstrapolacije dobijenih podataka.

## **OBRADA PODATAKA I PREZENTACIJA REZULTATA**

Početna obrada podataka, sakupljenih stalnim automatskim brojačima, obavlja se korišćenjem računarskog programa Rodin for Windows, razvijenog od strane proizvođača automatskih brojača. Tokom početne obrade podataka, provodi se i provjera vjerodostojnosti, ispravljanje i priprema za detaljnu obradu formiranjem tabličnih prikaza registrovanih podataka.

Detaljna obrada podataka je provedena od strane grupe izvođača-konsultanata, čime su dobijeni podaci o osnovnim i ostalim karakteristikama saobraćajnih tokova.

Obradeni podaci o intenzitetu saobraćaja na lokalitetima brojanja u 2015. godini nalaze se na CD-u, koji je dopuna ove publikacije.

Sadržaj CD-a je:

1. Opšti podaci
  - putne dionice;
  - lokaliteti automatskih brojača;

## **APPLIED METHODOLOGY**

Out of totally 321 road sections on the road network of the Republic of Srpska, 180 on the main roads and 141 on the regional roads, which were designated based on the database reference system of main and regional roads in the Republic of Srpska, traffic counting by fixed automatic traffic counters, with registration of length and speed, is conducted on 55 road sections-locations. Of those 55 road sections, 53 counters are located on the main roads while only 2 counters are located on regional roads. Road sections, location and mileage, are shown in Table 1., and presented in the map of locations of automatic traffic counters on the road network of the Republic of Srpska.

Traffic counting by directions is conducted continually on these road sections during all 8760 hours through the year, and periodic visits to the counters are performed on a monthly basis for the maintenance reasons and collection of data.

On the other main and regional road sections traffic counting was conducted manually on daily basis while the annual average daily traffic was calculated using the extrapolation method of manually counted data.

## **DATA PROCESSING AND PRESENTATION OF RESULTS**

Initial data processing, collected from the fixed automatic traffic counters, is done by using computer program Rodin for Windows, developed by the manufacturer of automatic counters. During initial data processing, testing of reliability, correction and preparation for detailed processing is conducted by putting registered data in table forms.

Detailed data processing is conducted by the group of contractors-consultants, and the data on basic and other characteristics of traffic flows are obtained.

Processed data on the traffic intensity on the counting locations in the year 2015 are presented on the CD, which is a supplement to this publication.

A content of CD is:

- General data
- road sections;

- dionice sa ručnim brojanjem vozila;
- 2. Pregledne karte
  - pregledna karta magistralnih i regionalnih puteva Republike Srpske;
  - pregledna karta lokaliteta automatskog brojanja vozila;
  - pregledna karta saobraćajnog opterećenja;
- 3. Obrada podataka automatskog brojanja vozila (sadrži četiri grupe podataka)
  - Broj vozila
    - satni broj vozila po danima;
    - satni broj vozila po danima i mjesecima;
    - broj vozila u jednosatnim intervalima;
    - broj vozila praznicima i vikend danima u mjesečnim intervalima;
    - broj vozila radnim danima u mjesečnim intervalima;
    - broj vozila u toku dana (05-21 h) u mjesečnim intervalima;
    - broj vozila u toku noći (21-05 h) u mjesečnim intervalima;
    - broj vozila u toku ljeta (1.06-30.09) u mjesečnim intervalima;
    - rekapitulacija broja vozila;
  - Brzina vozila
    - satni broj vozila po brzinama,
    - klasifikacija vozila po brzinama u jednosatnim intervalima,
    - klasifikacija vozila po brzini u mjesečnim intervalima,
    - klasifikacija vozila po brzinama praznicima i vikend danima u mjesečnim intervalima,
    - klasifikacija vozila po brzinama radnim danima u mjesečnim intervalima,
    - klasifikacija vozila po brzinama u toku dana (05-21 h) u mjesečnim intervalima,
    - klasifikacija vozila po brzinama u toku noći (21-05 h) u mjesečnim intervalima,
    - klasifikacija vozila po brzinama u toku ljeta (1.06-30.09) u mjesečnim intervalima i
    - rekapitulacija klasifikacije vozila po brzinama.
  - Dužina vozila
    - satni broj vozila po dužinama;
    - klasifikacija vozila po dužinama u jednosatnim intervalima;
    - klasifikacija vozila po dužini u mjesečnim intervalima;
    - klasifikacija vozila po dužini praznicima i vikend danima u mjesečnim intervalima;
    - klasifikacija vozila po dužini radnim danima u mjesečnim intervalima;

- locations of the automatic traffic counters;
- sections with manual traffic counting;
- 2. Maps
  - map of main and regional roads of the Republic of Srpska;
  - map of automatic traffic counting locations;
  - map of traffic volumes;
- 3. Data processing of automatic data counting (contains four groups of data)
  - Number of vehicles
    - hourly number of vehicles by days;
    - hourly number of vehicles by days and months;
    - number of vehicles in one hour intervals;
    - number of vehicles during holidays and weekends in monthly intervals;
    - number of vehicles on work days in monthly intervals;
    - number of vehicles during day time (05-21 h) in monthly intervals;
    - number of vehicles during night (21-05) in monthly intervals;
    - number of vehicles during summer (1.06-30.09) in monthly intervals;
    - recapitulation of number of vehicles;
  - Vehicle speed
    - hourly number of vehicles by speed;
    - vehicle classification by speed in one hour intervals;
    - vehicle classification by speed in monthly intervals;
    - vehicle classification by speed during holidays and weekends in monthly intervals;
    - vehicle classification by speed during work days in the monthly intervals;
    - vehicle classification by speed during day time (05-21 h) in monthly intervals;
    - vehicle classification by speed during night (21-05 h) in monthly intervals;
    - vehicle classification by speed during summer (1.06-30.9) in monthly intervals;
    - recapitulation of vehicle classification by speed;
  - Vehicle length
    - hourly number of vehicles by length;
    - vehicle classification by length by one hour intervals;
    - vehicle classification by length in monthly intervals;
    - vehicle classification by length during holidays and weekends in monthly intervals;

- klasifikacija vozila po dužini u toku dana (05-21 h) u mjesečnim intervalima;
- klasifikacija vozila po dužini u toku noći (21-05 h) u mjesečnim intervalima;
- klasifikacija vozila po dužini u toku ljeta (1.06-30.09) u mjesečnim intervalima;
- rekapitulacija klasifikacije vozila po dužini;
- Dužina i brzina vozila
  - satni broj vozila po dužinama i brzinama;
  - klasifikacija vozila po dužinama i brzinama u jednosatnim intervalima;
  - klasifikacija vozila po dužini i brzini u mjesečnim intervalima;
  - klasifikacija vozila po dužini i brzini praznicima i vikend danima u mjesečnim intervalima;
  - klasifikacija vozila po dužini i brzini radnim danima u mjesečnim intervalima;
  - klasifikacija vozila po dužini i brzini u toku dana (05-21 h) u mjesečnim intervalima;
  - klasifikacija vozila po dužini i brzini u toku noći (21-05 h) u mjesečnim intervalima;
  - klasifikacija vozila po dužini i brzini u toku ljeta (1.06-30.09) u mjesečnim intervalima;
  - rekapitulacija klasifikacije vozila po dužini i brzini;

Svi rezultati obrade podataka se ne objavljuju u godišnjoj publikaciji usljed obimnosti i pretpostavke da nisu od interesa za sve korisnike, ali se po zahtjevu mogu dostaviti u obliku tabela i dijagrama.

Prezentacija rezultata u ovoj publikaciji je organizovana po slijedećim cjelinama:

- PGDS na mreži puteva
  - PGDS na dionicama magistralne i regionalne putne mreže (tabela koja sadrži pregled PGDS-a u posljednjih pet godina, posmatrajući unazad od 2015. godine);
- Podaci o automatskom brojanju vozila
  - PGDS i struktura saobraćajnog toka (tabela);
  - mjesečni broj vozila (tabela);
  - struktura saobraćajnog toka po mjesecima (tabela);
  - saobraćajni pokazatelji (tabela);
  - \*minimalno i maksimalno časovno saobraćajno opterećenje;

- vehicle classification by length during work days in the monthly intervals;
- vehicle classification by length during day time (05-21 h) in monthly intervals;
- vehicle classification by length during night (21-05 h) in monthly intervals;
- vehicle classification by length during summer (1.06-30.9) in monthly intervals;
- recapitulation of vehicle classification by length;
- Length and speed of vehicles
  - hourly number of vehicles by length and speed,
  - vehicle classification by length and speed in one hour intervals,
  - vehicle classification by length and speed in monthly intervals,
  - vehicle classification by length and speed during holidays and weekends in monthly intervals,
  - vehicle classification by length and speed during work days in monthly intervals,
  - vehicle classification by length and speed during day time (05-21 h) in monthly intervals,
  - vehicle classification by length and speed during night (21-05 h) in monthly intervals,
  - vehicle classification by length and speed during summer (1.06-30.9) in monthly intervals;
  - recapitulation of vehicle classification by length speeds.

All results of the data processing are not published in the annual publication due to the huge number of data and assumption that they are not of interest for all users, but this data can be provided upon the request in the form of tables and diagrams.

Presentation of the results in this publication is organised under the following sections:

- AADT on the road network
  - AADT on the sections of the main and regional roads network (table that comprises overview of AADT in last five years, starting backwards from year 2015);
- Data on the automatic traffic counting
  - AADT and composition of traffic flow (table);
  - monthly number of vehicles (table);
  - traffic flow composition on monthly basis (table);

- \* minimalno i maksimalno dnevno saobraćajno opterećenje;
  - \* prosječan dnevni saobraćaj (05-21 h);
  - \* prosječan noćni saobraćaj (21-05 h);
  - \* prosječan saobraćaj radnim danom;
  - \* prosječan saobraćaj vikendom i praznicima;
  - \* prosječan ljetnji saobraćaj (1.06-30.09);
  - godišnja neravnomjernost saobraćajnog toka po klasama dužine vozila (dijagram);
  - godišnja neravnomjernost saobraćajnog toka po klasama brzine vozila (dijagram);
  - dnevna neravnomjernost saobraćajnog toka (dijagram);
  - vremenska raspodjela saobraćajnog toka;
  - \* prosječna godišnja časovna raspodjela (dijagram);
  - \* prosječna godišnja dnevna raspodjela (dijagram);
  - \* mjesečna raspodjela (dijagram);
  - satna distribucija saobraćajnog toka (tabela i dijagram);
  - Pregledne karte
    - pregledna karta magistralnih i regionalnih puteva Republike Srpske;
    - pregledna karta lokaliteta automatskog brojanja vozila;
    - pregledna karta saobraćajnog opterećenja za 2015. godinu.
- traffic parameters (table);
  - \* minimum and maximum traffic load per hour;
  - \* minimum and maximum traffic load per day;
  - \* average day time traffic (05-21 h);
  - \* average night time traffic (21-05 h);
  - \* average working day traffic;
  - \* average weekend and holiday traffic;
  - \* average summer traffic (1.06-30.09);
  - annual traffic flow variation represented by the vehicle length classes (diagram);
  - annual traffic flow variation represented by the vehicle speed classes (diagram);
  - traffic flow daily variation (diagram);
  - traffic flow time distribution;
  - \* annual average distribution by hour (diagram);
  - \* annual average daily distribution (diagram);
  - \* monthly variation (diagram);
  - traffic flow hourly distribution (table and diagram);
  - Maps
    - map of main and regional roads of the Republic of Srpska,
    - map of automatic traffic counting locations,
    - map of traffic volumes for year 2015.





**PGDS NA MREŽI PUTEVA**  
**AADT ON THE ROAD NETWORK**



**BRONJANJE VOZILA NA MREŽI PUTEVA U REPUBLICI SRPSKOJ – 2015. GODINA**  
**VEHICLE COUNTING ON THE ROAD NETWORK OF THE REPUBLIC OF SRPSKA – YEAR 2015**

**PGDS NA MREŽI MAGISTRALNIH I REGIONALNIH PUTEVA**  
**AADT ON THE MAIN AND REGIONAL ROAD NETWORK**

Broj dionice Section number	Put Road	Dionica Section	Dužina dionice Section length	Način brojanja Counting type	PGDS [voz/dan] AADT [vehicles/day]				
					2011.	2012.	2013.	2014.	2015.
326	M1.8	granica RS (Lepnica) - Lončari	3.559	AB	4401	4226	4295	4401	4481
327	M1.8	Lončari - Pelagićevo	6.858	RB	5570	5339	5351	5403	5487
328	M1.8	Pelagićevo - granica RS (Blaževac)	7.068	AB	3614	3462	3470	3504	3558
3	M4	granica RS (Novi Grad) - Novi Grad 1	0.534	RB	4928	4688	4970	5127	5200
4	M4	Novi Grad 1 - Novi Grad 2	0.753	RB	5192	4939	5231	5396	5473
5	M4	Novi Grad 2 - Novi Grad 3	0.951	RB	5720	5442	5584	5755	5955
6	M4	Novi Grad 3 - Blagaj	6.026	RB	4200	3996	4108	4234	4381
7	M4	Blagaj - Dragotinja	13.305	AB	3536	3372	3461	3567	3689
8	M4	Dragotinja - Prijedor	10.451	RB	6463	6149	6311	6504	6729
9	M4	Prijedor - Kozarac	10.429	RB	10109	9556	9789	9942	10238
10	M4	Kozarac - Lamovita	8.739	RB	7989	7552	7743	7864	8094
11	M4	Lamovita - Ivanjska	13.752	AB	5879	5574	5708	5797	5966
12	M4	Ivanjska - Šargovac	14.967	RB	9498	8978	9199	9342	9618
13	M4	Šargovac - Derviši	0.918	RB	5837	5518	5953	6301	6568
14	M4	Derviši - Banja Luka (pijaca)	3.061	RB	20343	19230	20540	21740	22661
15	M4	Banja Luka (pijaca) - Banja Luka (Rebrovac)	2.728	RB	12144	11480	12401	13125	13683
44	M4L	Banja Luka (pijaca) - Banja Luka (Rebrovac)	2.719	RB	12398	12293	13382	14164	14780
16	M4	Banja Luka (Rebrovac) - Čelinac	12.008	RB	6100	5988	6092	6300	6475
17	M4	Čelinac - Kotor Varoš	18.973	AB	2819	2768	2815	2911	2991
18	M4	Kotor Varoš - Obodnik	11.590	RB	5962	5852	5952	6155	6328
19	M4	Obodnik - Klupe	20.134	RB	3851	3780	3845	3976	4087
20	M4	Klupe - Teslić (Barići)	16.734	AB	6116	6105	6209	6313	6597
21	M4	Teslić (Barići) - granica RS (Vrela)	6.646	RB	8562	8404	8547	8838	9083
25	M4	Doboj - Doboj (Poljice)	1.266	RB	10270	10081	10261	10554	10699
26	M4	Doboj (Poljice) - granica RS (Stanić Rijeka)	2.945	RB	7471	7333	7464	7677	7783
40	M4	granica RS (Caparde) - Donje Caparde	3.140	RB	3886	3792	3945	4091	4198
41	M4	Donje Caparde - Karakaj 1	15.350	AB	3397	3326	3460	3449	3603
42	M4	Karakaj 1 - Karakaj 2	0.350	RB	17480	17057	17743	18401	18884
43	M4	Karakaj 2 - granica RS (Karakaj)	0.240	RB	2306	2250	2341	2428	2493
64	M5	granica RS (Velečevo) - Čađavica	13.812	AB	2253	2302	2269	2268	2298
65	M5	Čađavica - Rogolji	10.605	RB	2346	2279	2380	2474	2530
66	M5	Rogolji - Mrkonjić Grad	6.003	RB	3035	2948	3081	3201	3275
67	M5	Mrkonjić Grad - Jezero	11.627	AB	2539	2468	2531	2642	2689
68	M5	Jezero - granica RS (Jezero 1)	1.145	RB	2007	1949	2009	2097	2136
90	M5	granica RS (Lapišnica) - Ljubogošta	6.884	AB	7197	6644	7024	7259	7464
91	M5	Ljubogošta - Pale	4.460	RB	5112	4687	4921	5086	5232
92	M5	Pale - Podgrab	15.660	RB	1860	1705	1784	1844	1897
93	M5	Podgrab - granica RS (Prača)	6.155	RB	1728	1584	1658	1713	1762
96	M5	granica RS (Čememica) - Sastavci	7.300	RB	195	179	184	190	195
97	M5	Sastavci - Ustiprača	11.195	RB	2091	2100	2242	2312	2371
98	M5	Ustiprača - Međeđa	12.890	AB	1892	1735	1852	1910	1958
99	M5	Međeđa - Brodar	2.840	RB	2033	1849	1974	2036	2087
100	M5	Brodar - Višegrad 1	10.950	RB	2680	2437	2587	2668	2735
101	M5	Višegrad 1 - Višegrad 2	0.660	RB	3240	2947	3146	3245	3328
102	M5	Višegrad 2 - Višegrad 3	0.320	RB	6220	5657	6038	6227	6383
103	M5	Višegrad 3 - Višegrad 4	0.130	RB	3277	2980	3219	3342	3419
113	M5L	Višegrad 3 - Višegrad 4	0.260	RB	2924	2659	2861	2970	3039
104	M5	Višegrad 4 - Dobrun	12.610	RB	1429	1300	1400	1454	1487
105	M5	Dobrun - granica RS (Vardište)	6.226	AB	872	822	888	922	943
132	M6	granica RS (Podvrtnik) - Ljubinje	15.818	RB	1496	1511	1399	1382	1413
133	M6	Ljubinje - granica RS (Trnovica 1)	16.615	RB	1300	1313	1241	1226	1258
136	M6	granica RS (Trnovica 2) - Trebinje 1	40.798	AB	1194	1136	1041	1122	1175
137	M6	Trebinje 1 - Trebinje 2	2.122	RB	9154	9246	8526	8424	8609
138	M6	Trebinje 2 - Župa	15.908	AB	984	994	968	985	998
139	M6	Župa - granica RS (Dolovi)	8.999	RB	490	495	482	490	497
373	M6.1	granica RS (Bakračuša) - Nevesinje 1	10.668	RB	2146	1927	2097	2150	2206
374	M6.1	Nevesinje 1 - Nevesinje 2	0.434	RB	4451	3997	4341	4501	4613
381	M6.1L	Nevesinje 1 - Nevesinje 3	0.572	RB	4729	4246	4555	4729	4838

**BRONANJE VOZILA NA MREŽI PUTEVA U REPUBLICI SRPSKOJ – 2015. GODINA**  
**VEHICLE COUNTING ON THE ROAD NETWORK OF THE REPUBLIC OF SRPSKA – YEAR 2015**

Broj dionice Section number	Put Road	Dionica Section	Dužina dionice Section length	Način brojanja Counting type	PGDS [voz/dan] AADT [vehicles/day]				
					2011.	2012.	2013.	2014.	2015.
380	M6.1L	Nevesinje 3 - Nevesinje 2	0.080	RB	4324	3883	4213	4368	4479
375	M6.1	Nevesinje 2 - Nevesinje 4	0.280	RB	8218	7379	7999	8293	8495
376	M6.1	Nevesinje 4 - Klanci	11.410	RB	1721	1545	1642	1702	1744
377	M6.1	Klanci - Gacko 2	38.210	AB	1209	1097	1196	1240	1270
142	M8	Foča 1 - Foča 2	0.195	RB	2833	2655	2803	2888	2946
143	M8	Foča 2 - Dragočava	5.335	RB	868	813	852	878	897
144	M8	Dragočava - granica RS (Vikoče)	14.061	RB	333	312	325	331	338
152	M14	granica RS (Otoka) - Novi Grad 1	17.693	AB	2882	2805	2973	3067	3110
153	M14	Novi Grad 2 - Kostajnica	25.681	RB	3914	3809	3904	4006	4160
154	M14	Kostajnica - Kozarska Dubica 1	23.254	AB	1207	1165	1191	1222	1269
155	M14	Kozarska Dubica 1 - Kozarska Dubica 2	2.718	RB	6716	6474	6628	6801	7064
156	M14	Kozarska Dubica 2 - Draksenić	6.532	RB	2788	2687	2613	2554	2583
157	M14	Draksenić - granica RS (Jasenovac)	7.193	RB	1395	1345	1286	1257	1271
382	M14.1	Draksenić - Vrbaška 1	26.756	AB	1613	1803	1718	1679	1697
383	M14.1	Vrbaška 1 - Vrbaška 2	0.518	RB	4691	4522	4319	4221	4267
384	M14.1	Vrbaška 2 - Čatrnja	0.880	RB	6996	6744	7924	7393	7011
385	M14.1	Čatrnja - Gradiška	5.734	RB	5425	5229	6147	5735	5439
386	M14.1	Nova Topola - Srbac	20.979	AB	2711	2635	2660	2752	2831
387	M14.1	Srbac - Kobaš	20.035	RB	4499	4369	4415	4568	4699
388	M14.1	Kobaš - Derventa	21.895	RB	4099	3981	4021	4160	4281
389	M14.1	Derventa - Derventa (Žirovina)	1.999	RB	4736	4509	4546	4736	4790
390	M14.1	Derventa (Žirovina) - Polje	2.649	RB	8756	8336	8294	8504	8753
391	M14.1	Polje - Brod	21.991	AB	4583	4373	4351	4461	4591
392	M14.1	Brod - Brodsko Polje	1.372	RB	4804	4573	4552	4667	4804
421	M14.1L	Brod - Brodsko Polje	1.387	RB	3882	3696	3674	3767	3879
393	M14.1	Brodsko Polje - granica RS (Brusnica)	17.702	RB	3355	3194	3180	3260	3356
398	M14.1	granica RS (Jezero 2) - Vukosavlje (Jakeš)	3.500	RB	2702	2572	2661	2777	2834
399	M14.1	Modriča 1 - Modriča 2	1.682	RB	4535	4317	4408	4545	4616
400	M14.1	Modriča 2 - granica RS (Ždrebani)	13.427	RB	2639	2512	2569	2649	2689
404	M14.1	granica RS (Turić) - Pelagićevo	9.812	RB	865	827	829	834	849
405	M14.1	Lončari - granica RS (Brčko 1)	9.655	AB	6304	6716	6934	7167	7260
414	M14.1	granica RS (Brčko 2) - Donja Bukovica	11.828	RB	5145	4986	5123	5295	5368
415	M14.1	Donja Bukovica - Vršani	3.890	RB	7915	7670	8005	8275	8472
416	M14.1	Vršani - Bijeljina 1	14.059	AB	5763	5590	5834	6031	6174
417	M14.1	Bijeljina 1 - Bijeljina 2	3.063	RB	19504	8923	9312	9626	9854
418	M14.1	Bijeljina 2 - Glavičice	23.057	AB	7359	7127	7439	7698	7825
419	M14.1	Glavičice - Šepak	6.500	RB	4502	4355	4540	4698	4776
420	M14.1	Šepak - granica RS (Šepak)	0.053	RB	3162	3059	3127	3236	3289
158	M15	Kozarska Dubica 1 - Prijedor	32.205	AB	2170	2111	2129	2176	2226
159	M15	Prijedor - Tukovi	2.679	RB	7729	7616	7724	8142	8347
160	M15	Tukovi - granica RS (Koprivna)	21.126	AB	3064	3021	3064	3230	3311
167	M15	Rogolji - Barač	19.145	AB	1063	1015	1060	1102	1126
168	M15	Barači - granica RS (Mliništa)	19.226	RB	525	500	522	543	559
179	M16	granica RS (Gradiška) - Gradiška	0.320	RB	4635	3443	3874	3615	3428
180	M16	Gradiška - Nova Topola	12.255	AB	13270	10556	12397	11567	10967
181	M16	Nova Topola - Klačnice 1	19.776	AB	12547	8556	11338	10902	10448
182	M16	Klačnice 1 - Klačnice 2	0.659	RB	29344	27738	29574	28437	27254
183	M16	Klačnice 2 - Šargovac	8.347	AB	11822	10372	11671	12096	12525
206	M16L	Klačnice 2 - Šargovac	9.663	AB	11694	10647	11207	12108	12698
184	M16	Šargovac - Banja Luka (Rudarska)	6.331	RB	14993	14173	15488	16393	17085
207	M16L	Šargovac - Banja Luka (Rudarska)	6.344	RB	15537	14687	16013	16948	17662
187	M16	Banja Luka (Rudarska) - Srpske Toplice	4.318	RB	15227	13394	13144	13242	13451
188	M16	Srpske Toplice - Karanovac	6.692	RB	6922	6863	6738	6788	6897
189	M16	Karanovac - Crna Rijeka	32.786	AB	3572	3542	3476	3502	3557
190	M16	Crna Rijeka - granica RS (Ugar)	6.535	AB	1145	1201	1234	1285	1316
438	M16.1	Klačnice 1 - Gornja Vjaka 1	38.553	AB	5212	5228	5051	5135	5234
440	M16.1	Gornja Vjaka 1 - Derventa	28.581	RB	7802	7419	7474	7786	7875
210	M17	granica RS (Šamac) - Šamac 1	1.322	RB	4356	4329	4421	4558	4627
211	M17	Šamac 1 - Šamac 2	1.484	RB	5052	5020	5136	5296	5378
212	M17	Šamac 2 - Crkvina	2.876	RB	5039	5007	5117	5276	5357
213	M17	Crkvina - Modriča 1	14.303	AB	5137	5105	5213	5375	5456
214	M17	Modriča 1 - Vukosavlje (Jakeš)	1.350	RB	4971	5940	6056	6244	6339
215	M17	Vukosavlje (Jakeš) - Podnovlje	16.232	RB	3935	3790	3864	4032	4109
216	M17	Podnovlje - Sešilje	10.452	AB	3905	3766	3905	4075	4151

**BRONANJE VOZILA NA MREŽI PUTEVA U REPUBLICI SRPSKOJ – 2015. GODINA**  
**VEHICLE COUNTING ON THE ROAD NETWORK OF THE REPUBLIC OF SRPSKA – YEAR 2015**

Broj dionice Section number	Put Road	Dionica Section	Dužina dionice Section length	Način brojanja Counting type	PGDS [voz/dan] AADT [vehicles/day]				
					2011.	2012.	2013.	2014.	2015.
217	M17	Šešije - Johovac	5.577	RB	7635	7353	7647	7895	8291
218	M17	Johovac - Rudanka	5.978	AB	7962	7679	7986	8250	8663
219	M17	Rudanka - Doboj	6.307	RB	13251	12763	12999	13371	13553
220	M17	Doboj - granica RS (Karuše)	4.622	AB	14119	13500	13741	14134	14323
449	M17.2	granica RS (Brod) - Brod	0.520	RB	6008	5719	5690	5834	6007
450	M17.2	Derventa (Žirovina) - Vrhovi	6.871	RB	6127	5901	5945	6193	6265
451	M17.2	Vrhovi - Šešije	14.073	AB	4547	4334	4366	4548	4600
249	M18	granica RS (Rača) - Rača	0.300	RB	3475	3444	3532	3647	3710
250	M18	Rača - Gojsovac	15.135	AB	5041	4997	5139	5307	5399
251	M18	Gojsovac - Bijeljina 1	3.881	RB	22723	6251	6410	6620	6735
252	M18	Bijeljina 2 - Ugljevička Obrijež	17.595	AB	5867	5685	5933	5877	6278
253	M18	Ugljevička Obrijež - Stari Ugljevik	1.675	RB	7553	7319	7638	7896	8083
254	M18	Stari Ugljevik - Priboj 1	15.450	RB	6206	6014	6277	6489	6643
255	M18	Priboj 1 - Priboj 2	1.840	RB	6514	6312	6588	6810	6971
256	M18	Priboj 2 - granica RS (Banj Brdo)	10.805	RB	2355	2282	2382	2462	2520
273	M18	granica RS (Dobrinja) - Kula	0.580	RB	7882	7169	7555	7825	7999
274	M18	Kula - Krupac	5.165	RB	7746	7045	7503	7772	7945
275	M18	Krupac - granica RS (Bogatići)	11.265	AB	3360	3008	3212	3327	3401
277	M18	granica RS (Trnovo) - Trnovo	1.788	RB	2643	2404	2675	2774	2869
278	M18	Trnovo - Dobro Polje	12.021	RB	1619	1351	1487	1542	1595
279	M18	Dobro Polje - Miljevina	18.809	AB	1452	1246	1404	1456	1506
280	M18	Miljevina - Brod na Drini 1	11.972	RB	1645	1516	1688	1751	1811
281	M18	Brod na Drini 1 - Brod na Drini 2	0.678	RB	3506	3231	3600	3733	3861
282	M18	Brod na Drini 2 - Brod na Drini 3	0.245	RB	3302	3043	3312	3435	3553
283	M18	Brod na Drini 3 - granica RS (Šćepan Polje)	20.715	AB	709	667	726	753	769
456	M18.2	Gojsovac - granica RS (Pavlovića Most)	8.298	AB	3880	3813	3804	3829	3866
284	M19	Šepak - Karakaj 3	20.950	AB	6005	5863	6007	6196	6319
285	M19	Karakaj 3 - Karakaj 1	0.734	RB	12759	12450	12605	13002	13260
286	M19	Karakaj 2 - Drinjača	17.977	RB	3889	3795	3842	3963	4043
287	M19	Drinjača - Konjević Polje	7.242	RB	2736	2609	2654	2752	2829
288	M19	Konjević Polje - Milići	11.558	AB	2575	2461	2560	2655	2724
289	M19	Milići - Vlasenica	12.775	RB	2772	2644	2689	2789	2861
290	M19	Vlasenica - Han Pijesak 1	20.317	RB	2019	1925	1958	2031	2085
291	M19	Han Pijesak 1 - Han Pijesak 2	0.269	RB	4190	3996	4103	4244	4329
292	M19	Han Pijesak 2 - Sokolac	27.483	AB	1724	1639	1716	1775	1810
293	M19	Sokolac - Podromanija	3.598	RB	7047	6682	6840	7069	7271
294	M19	Podromanija - Sumbulovac	21.559	AB	3769	3714	3926	3838	4040
295	M19	Sumbulovac - Ljubogošta	5.030	RB	5224	4953	5070	5240	5389
457	M19.2	Vlasenica - Tišća	9.321	RB	1526	1455	1480	1535	1575
458	M19.2	Tišća - granica RS (Luke)	7.512	RB	572	546	551	571	586
460	M19.3	Podromanija - Rogatica	28.598	AB	2502	2513	2642	2727	2791
461	M19.3	Rogatica - Sastavci	6.422	RB	2410	2421	2457	2536	2597
297	M20	granica RS (Radovan Ždrijelo) - Duži	2.897	RB	1001	1018	1038	1071	1096
298	M20	Duži - Aleksina Međa	7.247	AB	1801	1832	1941	2003	2042
299	M20	Aleksina Međa - Trebinje 1	2.578	RB	3570	3630	3702	3658	3738
302	M20	Trebinje 2 - Bileća	28.780	RB	2251	2289	2346	2427	2483
303	M20	Bileća - Podosoje	3.717	RB	2204	2102	2148	2221	2271
304	M20	Podosoje - Krivača	7.591	RB	1957	1867	1907	1972	2016
305	M20	Krivača - Avtovac 1	28.859	AB	1090	1042	1136	1175	1201
306	M20	Avtovac 1 - Gacko 1	3.630	RB	2454	2341	2394	2473	2528
307	M20	Gacko 1 - Gacko 2	0.604	RB	3631	3464	3542	3664	3767
308	M20	Gacko 2 - Gacko 3	0.350	RB	1801	1718	1761	1824	1875
340	M20B	Gacko 1 - Gacko 3	0.500	RB	1818	1849	1896	1964	2019
309	M20	Gacko 3 - Vrba	16.057	RB	971	931	954	988	1016
310	M20	Vrba - Brod na Drini 2	45.667	AB	702	674	754	781	803
311	M20	Brod na Drini 1 - Foča 1	3.532	RB	2552	2446	2654	2752	2847
312	M20	Foča 1 - granica RS (Ustikolina)	7.950	AB	1858	1723	1838	1894	1931
318	M20	granica RS (Kopači) - Ustiprača	8.127	RB	3731	3393	3587	3699	3794
481	R404	Blagaj - Budimilć Japra	22.900	RB	799	760	780	804	831
482	R404	Budimilć Japra - granica RS (Podvicača)	12.100	RB	66	63	65	67	69
485	R404a	Budimilć Japra - granica RS (Arapuša)	14.578	RB	98	93	95	98	101
487	R405	Banja Luka (Rudarska) - Stari Majdan	28.451	RB	1340	1329	1401	1483	1549
488	R405	Stari Majdan - granica RS (Razboj)	14.169	RB	361	358	368	374	385
494	R405a	Stari Majdan - Lamovita	20.425	RB	458	433	448	455	468

**BRONANJE VOZILA NA MREŽI PUTEVA U REPUBLICI SRPSKOJ – 2015. GODINA**  
**VEHICLE COUNTING ON THE ROAD NETWORK OF THE REPUBLIC OF SRPSKA – YEAR 2015**

Broj dionice Section number	Put Road	Dionica Section	Dužina dionice Section length	Način brojanja Counting type	PGDS [voz/dan] AADT [vehicles/day]				
					2011.	2012.	2013.	2014.	2015.
495	R406	Tulovi - granica RS (Stara Rijeka)	20.916	RB	1209	1191	1208	1273	1305
513	R410	granica RS (Gomje Bravsko) - granica RS (Lanište)	23.000	RB	243	292	290	290	294
519	R411	Čadavica - Srpske Toplice	42.772	RB	3324	3296	3253	3277	3328
520	R412	Mrkonjić Grad - Crna Rijeka	13.582	RB	2441	2420	2486	2589	2651
521	R413	Kotor Varoš - Mitrović	19.091	RB	411	408	415	429	441
522	R413	Mitrović - granica RS (Prisika 1)	14.215	RB	491	487	478	482	490
524	R413	granica RS (Prisika 2) - granica RS (Vitovlje)	6.957	RB	491	487	478	482	490
532	R414	Karanovac - Mitrović	35.822	RB	993	985	973	980	995
533	R415	Jezero - Šipovo	11.102	RB	1092	1061	1088	1136	1156
534	R415	Šipovo - granica RS (Novo Selo)	29.389	RB	553	537	551	575	585
537	R415a	Šipovo - Barači	16.000	RB	233	226	234	243	248
574	R426	granica RS (Muhareva Ljut) - Duži	32.287	RB	282	287	293	302	308
576	R427	granica RS (Do) - Berkovići	13.311	RB	1295	1235	1266	1309	1338
577	R427	Berkovići - Krivača	28.605	RB	1124	1072	1094	1132	1157
578	R428	Trnovica - granica RS (Trnovica 3)	1.436	RB	125	119	122	121	126
582	R429	Aleksina Meda - granica RS (Sitnica)	14.476	AB	1117	1189	1090	1077	1100
583	R430	Župa - granica RS (Arandelovo)	2.799	RB	397	401	407	414	419
584	R431	Ljubinje - Podosoje	49.492	RB	174	166	170	176	180
585	R431	Bileća - granica RS (Deleuša)	7.067	RB	904	862	884	914	936
586	R432	Avtovac 1 - Avtovac 2	0.920	RB	616	553	564	583	595
587	R432	Avtovac 2 - granica RS (Vratković)	14.140	RB	356	320	329	340	347
588	R432a	Avtovac 2 - granica RS (Ravni)	4.995	RB	240	215	217	224	229
589	R433	Dobro Polje - Jažid	16.780	RB	406	339	357	370	383
590	R433	Jažid - Grajsoljci	6.040	RB	510	426	452	469	485
591	R433	Grajsoljci - Klanci	46.142	RB	317	265	269	279	286
592	R434	Jažid - Jelašca	2.299	RB	258	215	220	228	234
593	R434	Jelašca - Vrba	37.300	RB	151	126	129	134	139
594	R434a	Jelašca - Miljevina	16.707	RB	103	86	93	96	101
598	R435	granica RS (Česim) - Nevesinje 3	29.350	RB	454	408	415	430	440
599	R435	Nevesinje 4 - Berkovići	31.904	RB	639	574	583	604	619
602	R436	granica RS (Romani/Otovlje) - Grajsoljci	13.000	RB	263	236	256	265	278
614	R440	granica RS (Bukovica) - Obodnik	34.000	RB	694	681	693	717	738
628	R442a	granica RS (Krupac) - Krupac	1.184	RB	1372	1258	1308	1355	1386
629	R442b	Trnovo - granica RS (Turovi)	2.820	RB	628	524	569	590	615
648	R446	Kula - granica RS (Vraca 1)	4.725	RB	7476	6854	7298	7559	7729
649	R446	granica RS (Vraca 1) - granica RS (Vraca 2)	0.450	RB	913	837	870	901	924
650	R446	granica RS (Vraca 2) - granica RS (Knjeginjac)	7.505	RB	840	770	798	826	845
651	R446	granica RS (Knjeginjac) - granica RS (Brus)	0.730	RB	907	832	962	996	1018
652	R446	granica RS (Brus) - Bistrica	12.050	RB	384	352	357	368	378
653	R446	Bistrica - Pale	5.000	RB	919	843	858	885	910
655	R446a	Bistrica - Podgrab	27.642	RB	1109	1017	1040	1072	1102
657	R447	granica RS (Hreša) - Sumbulovac	10.510	RB	1298	1231	1258	1297	1335
661	R448	granica RS (Podkozara) - Čajniče 1	13.354	RB	1444	1313	1338	1378	1417
662	R448	Čajniče 1 - Čajniče 2	0.325	RB	1445	1314	1339	1379	1429
664	R448L	Čajniče 1 - Čajniče 2	0.295	RB	1275	1160	1182	1218	1253
663	R448	Čajniče 2 - granica RS (Metaljka)	6.654	RB	284	258	263	271	278
668	R449	Dobrun - Uvac	22.140	RB	326	306	309	321	328
669	R449	Uvac - granica RS (Prelac)	7.954	RB	1163	1092	1101	1144	1178
670	R449	granica RS (Prelac) - granica RS (Rudo)	6.110	RB	1163	1092	1101	1144	1170
671	R449	granica RS (Rudo) - Rudo 1	0.240	RB	1148	1078	1087	1130	1156
672	R449	Rudo 1 - Rudo 2	1.442	RB	678	637	642	667	682
673	R449a	Uvac - granica RS (Uvac)	0.173	RB	1050	986	994	1033	1057
674	R450	Rogatica - Borike	14.645	RB	634	637	655	675	691
675	R450	Borike - Brankovići	1.831	RB	445	447	456	470	482
676	R450	Brankovići - Presječeni Bor	3.000	RB	146	133	133	137	140
677	R450	Presječeni Bor - Višegrad 1	25.720	RB	210	191	195	201	206
678	R451	Višegrad 2 - granica RS (Mitrovac)	21.584	RB	707	643	648	674	689
679	R452	Milčići - Zeleni Jadar	37.316	RB	931	888	903	937	961
680	R452	Zeleni Jadar - Skelani	30.209	RB	544	519	528	548	562
681	R452	Skelani - granica RS (Skelani)	0.090	RB	1020	973	990	1027	1054
682	R453	Zeleni Jadar - Srebrenica 1	10.300	RB	411	392	399	414	425
683	R453	Srebrenica 1 - Srebrenica 2	0.240	RB	1715	1636	1662	1724	1769
688	R453L	Srebrenica 1 - Srebrenica 2	0.265	RB	1219	1163	1183	1227	1259
684	R453	Srebrenica 2 - Bratunac 1	10.128	RB	2307	2200	2231	2314	2374

**BRONANJE VOZILA NA MREŽI PUTEVA U REPUBLICI SRPSKOJ – 2015. GODINA**  
**VEHICLE COUNTING ON THE ROAD NETWORK OF THE REPUBLIC OF SRPSKA – YEAR 2015**

Broj dionice Section number	Put Road	Dionica Section	Dužina dionice Section length	Način brojanja Counting type	PGDS [voz/dan] AADT [vehicles/day]				
					2011.	2012.	2013.	2014.	2015.
685	R453	Bratunac 1 - Bratunac 2	0.356	RB	7555	7205	7479	7757	7959
686	R453	Bratunac 2 - Bratunac 3	3.201	RB	2051	1956	1989	2063	2117
687	R453	Bratunac 3 - granica RS (Bratunac)	0.100	RB	1517	1447	1472	1527	1567
689	R454	Korjević Polje - Bratunac 1	21.077	RB	1664	1587	1614	1674	1718
690	R454	Bratunac 2 - Skelani	48.100	RB	1083	1033	1051	1090	1119
691	R454a	Bratunac 3 - Drinjača	25.950	RB	1179	1124	1143	1185	1217
692	R455	Tišća - Šekovići	8.494	RB	1757	1676	1705	1768	1819
693	R455	Šekovići - Donje Caparde	23.042	RB	1983	1891	1923	1994	2048
694	R455a	Šekovići - granica RS (Kaštelj)	19.689	RB	443	422	429	445	459
697	R456	Karakaj 3 - granica RS (Šetići)	12.910	RB	3299	3219	3259	3362	3429
699	R456	Priboj 2 - Lopare	8.827	RB	2497	2999	3130	3236	3314
700	R456	Lopare - Mačkovac	2.000	RB	1698	2039	2128	2200	2253
701	R456	Mačkovac - Piperi	7.760	RB	346	416	434	449	460
702	R456	Piperi - granica RS (Šibošnica)	0.339	RB	693	832	868	897	919
705	R457	Brod na Drini 3 - Foča 2	3.536	RB	1985	1860	2025	2100	2145
706	R457	Dragočava - granica RS (Šula)	43.500	RB	325	305	316	326	333
708	R458	granica RS (Površnica) - Lopare	9.565	RB	486	471	492	509	522
709	R458	Mačkovac - granica RS (Čelić)	8.053	RB	1336	1295	1352	1398	1435
715	R459	Piperi - granica RS (Lukavica)	0.849	RB	487	472	493	510	522
718	R459	granica RS (Mirošavci) - Bobetino Brdo	4.057	RB	85	82	86	89	91
719	R459	Bobetino Brdo - Ugljevička Obrjež	17.840	RB	977	947	988	1021	1045
720	R459	Stari Ugljevik - Glavičice	30.500	RB	715	693	723	747	768
721	R459a	Bobetino Brdo - Donja Bukovica	11.900	RB	774	767	800	827	847
722	R459a	Vršani - Rača	32.400	RB	933	925	949	980	998
731	R462	Grkvina - granica RS (Ledenice)	12.121	RB	2099	2086	2130	2196	2231
736	R462a	Grebnice - Obudovac 1	11.765	AB	3307	3135	3270	3396	3529
737	R462a	Obudovac 2 - Lončari	8.345	RB	4208	3977	4148	4308	4477
739	R463	granica (Bok) - Obudovac 2	2.817	RB	1831	1731	1806	1876	1949
740	R463	Obudovac 2 - Obudovac 1	1.106	RB	2232	2110	2201	2286	2376
741	R463	Obudovac 1 - granica RS (Tramošnica)	11.999	RB	988	934	974	1012	1052
744	R464	granica RS (Prud) - Šamac 2	2.007	RB	826	781	815	846	879
745	R464	Šamac 1 - Grebnice	3.953	RB	3296	3115	3249	3374	3506
746	R464	Grebnice - granica RS (Grebnice)	0.769	RB	1793	1695	1768	1836	1909
753	R465	granica RS (Orline) - Doboj (Poljice)	21.062	RB	1643	1613	1642	1689	1712
754	R465	Doboj (Poljice) - Bušetić	10.980	RB	1423	1397	1422	1463	1483
755	R465	Bušetić - Modriča 2	31.782	RB	1174	1152	1195	1247	1273
756	R465a	Bušetić - granica RS (Zelinja)	25.000	RB	952	934	951	978	992
764	R467	granica RS (Žeravice) - Han Pijesak 1	22.148	RB	498	475	488	505	515
765	R467	Han Pijesak 2 - Borike	45.100	RB	387	369	379	392	401
766	R467	Brankovići - Pešurići	5.108	RB	36	33	34	35	36
767	R467	Pešurići - Međeđa	14.273	RB	17	15	15	15	15
768	R467	Brodar - Rudo 1	25.959	RB	776	706	754	778	798
769	R467a	Presječeni Bor - Pešurići	2.700	RB	26	24	24	25	26
771	R468	granica RS (Išerić Brdo) - Sokolac	26.025	RB	782	741	761	787	803
781	R472	Polje - Podnovlje	16.905	RB	1507	1435	1469	1533	1562
782	R473	Tedin Han - Teslić (Barići)	25.744	RB	1018	989	1006	1040	1069
783	R473	Teslić (Barići) - Teslić 1	1.643	RB	11746	11407	11601	11997	12327
784	R473	Teslić 1 - Teslić 2	0.241	RB	9662	9383	9542	9867	10138
787	R473L	Teslić 1 - Teslić 2	0.241	RB	9101	8839	8989	9296	9551
785	R473	Teslić 2 - granica RS (Podjezera)	31.349	RB	2204	2140	2176	2250	2312
788	R474	Srbac - Gornja Vijaka 1	43.000	RB	2174	2111	2130	2204	2267
789	R474	Gornja Vijaka 1 - Gornja Vijaka 2	0.821	RB	4252	4129	4001	4068	4146
790	R474	Gornja Vijaka 2 - Razboj	15.431	RB	3268	3174	30077	3128	3190
791	R474	Razboj - Tedin Han	0.838	RB	1741	1691	1720	1779	1828
792	R474	Tedin Han - granica RS (Križ)	12.133	RB	866	841	855	884	908
796	R474a	Razboj - Rudanka	21.705	RB	4098	3947	4105	4241	4454
797	R475	Kostajnica - Karan	17.800	RB	322	306	313	321	333
798	R475	Karan - Dragotinja	9.000	RB	342	325	333	343	356
799	R475a	Karan - Novi Grad 3	22.000	RB	346	329	338	348	361
800	R476	Čelinac - Ukrina	25.244	RB	3178	3119	3172	3280	3373
801	R476	Ukrina - Gornja Vijaka 2	23.000	RB	1652	1622	1598	1625	1657
802	R476a	Ukrina - Klupe	28.127	RB	1027	1008	1025	1060	1092
803	R477	Kozarac - Vodice	17.500	RB	901	852	872	886	912
804	R477	Vodice - Vrbaška 1	30.260	RB	507	560	573	582	601



**BROJANJE VOZILA NA MREŽI PUTEVA U REPUBLICI SRPSKOJ – 2015. GODINA**  
**VEHICLE COUNTING ON THE ROAD NETWORK OF THE REPUBLIC OF SRPSKA – YEAR 2015**

Broj dionice Section number	Put Road	Dionica Section	Dužina dionice Section length	Način brojanja Counting type	PGDS [voz/dan] AADT [vehicles/day]				
					2011.	2012.	2013.	2014.	2015.
805	R477	Čatrnja - Nova Topola	15.004	RB	2468	2397	2815	2627	2492
806	R477a	Vodice - Kozarska Dubica 2	22.000	RB	1376	1338	1349	1379	1413
807	R478	Vrbaška 2 - Ivanjska	31.000	RB	1232	1165	1193	1212	1248
808	R479	Kobaš 1 - Kobaš 2	0.900	RB	477	451	455	471	486
809	R480	Derviši - Klačnice 2	9.234	RB	8512	8046	8551	9050	9435
811	R482	Vrhovi - Johovac	21.650	RB	1623	1563	1575	1601	1620

**PODACI O AUTOMATSKOM BROJANJU VOZILA**  
**DATA ON AUTOMATIC TRAFFIC COUNTING**



**BRONJANJE VOZILA NA MREŽI PUTEVA U REPUBLICI SRPSKOJ – 2015. GODINA**  
**VEHICLE COUNTING ON THE ROAD NETWORK OF THE REPUBLIC OF SRPSKA – YEAR 2015**

**PGDS I STRUKTURA SAOBRAĆAJNOG TOKA**  
**AADT AND TRAFFIC FLOW COMPOSITION**

Lokalitet Location	Smjer Direction	Dužina vozila / Vehicle length								Ukupno Total
		<5,5 m	(%)	5,5-12 m	(%)	12-16,5 m	(%)	>16,5 m	(%)	
000001	I	2630	85.9	340	11.1	82	2.7	10	0.3	3062
	II	2514	86.6	301	10.4	88	3.0	1	0.0	2904
	ukupno / total	5144	86.2	641	10.7	171	2.9	10	0.2	5966
000002	I	1559	93.2	95	5.7	17	1.0	2	0.1	1673
	II	1522	92.9	96	5.8	20	1.2	0	0.0	1638
	ukupno / total	3081	93.1	190	5.8	37	1.1	3	0.1	3311
000003	I	1627	87.7	179	9.7	49	2.6	1	0.0	1855
	II	1578	86.1	194	10.6	61	3.4	0	0.0	1834
	ukupno / total	3205	86.9	373	10.1	110	3.0	1	0.0	3689
000004	I	1357	88.1	142	9.2	42	2.7	0	0.0	1541
	II	1397	89.1	126	8.1	45	2.9	0	0.0	1569
	ukupno / total	2754	88.6	268	8.6	86	2.8	1	0.0	3110
000005	I	1026	91.8	83	7.5	8	0.7	0	0.0	1117
	II	1011	91.2	89	8.0	9	0.8	0	0.0	1109
	ukupno / total	2037	91.5	172	7.7	17	0.8	1	0.0	2226
000006	I	577	90.4	52	8.2	9	1.5	0	0.0	638
	II	572	90.7	49	7.8	10	1.6	0	0.0	631
	ukupno / total	1149	90.5	101	8.0	19	1.5	0	0.0	1269
000007	I	740	86.6	84	9.8	30	3.5	0	0.0	854
	II	717	85.0	95	11.3	31	3.7	0	0.1	843
	ukupno / total	1456	85.8	179	10.5	61	3.6	1	0.0	1697
000008	I	4854	92.0	306	5.8	117	2.2	2	0.0	5279
	II	5186	91.2	345	6.1	153	2.7	4	0.1	5688
	ukupno / total	10040	91.5	652	5.9	270	2.5	6	0.1	10967
000009	I	1249	87.0	121	8.5	64	4.4	1	0.1	1435
	II	1201	86.0	130	9.3	64	4.6	1	0.1	1396
	ukupno / total	2450	86.5	251	8.9	128	4.5	2	0.1	2831
000010	I	4676	89.4	419	8.0	123	2.4	9	0.2	5228
	II	4751	91.0	349	6.7	118	2.3	1	0.0	5220
	ukupno / total	9426	90.2	769	7.4	242	2.3	10	0.1	10448
000011	I	2090	80.5	355	13.7	142	5.5	9	0.3	2595
	II	2144	81.2	340	12.9	150	5.7	6	0.2	2640
	ukupno / total	4234	80.9	695	13.3	291	5.6	15	0.3	5234
000012	I	1970	85.9	164	7.1	159	6.9	1	0.1	2294
	II	1991	86.7	164	7.1	141	6.1	2	0.1	2297
	ukupno / total	3961	86.3	327	7.1	300	6.5	3	0.1	4591
000013	I	1708	74.3	306	13.3	281	12.2	4	0.2	2299
	II	1708	74.2	312	13.6	281	12.2	1	0.0	2302
	ukupno / total	3415	74.2	618	13.4	561	12.2	5	0.1	4600
000014	I	3601	81.7	427	9.7	365	8.3	16	0.4	4408
	II	3610	84.8	399	9.4	244	5.7	2	0.1	4255
	ukupno / total	7211	83.2	825	9.5	609	7.0	18	0.2	8663
000015	I	6119	85.3	666	9.3	360	5.0	30	0.4	7175
	II	6205	86.8	580	8.1	360	5.0	4	0.1	7148
	ukupno / total	12324	86.0	1246	8.7	720	5.0	34	0.2	14323
000016	I	Automatski brojač nije u funkciji								
	II									
	ukupno / total									
000017	I	1354	89.5	131	8.7	27	1.8	1	0.0	1513
	II	1318	89.1	133	9.0	27	1.8	1	0.1	1478
	ukupno / total	2672	89.3	264	8.8	54	1.8	2	0.1	2991

**BROJANJE VOZILA NA MREŽI PUTEVA U REPUBLICI SRPSKOJ – 2015. GODINA**  
**VEHICLE COUNTING ON THE ROAD NETWORK OF THE REPUBLIC OF SRPSKA – YEAR 2015**

Lokalitet Location	Smjer Direction	Dužina vozila / Vehicle length								Ukupno Total
		<5,5 m	(%)	5,5-12 m	(%)	12-16,5 m	(%)	>16,5 m	(%)	
000018	I	1532	86.7	170	9.6	64	3.6	2	0.1	1767
	II	1560	87.2	159	8.9	71	4.0	0	0.0	1790
	ukupno / total	3092	86.9	328	9.2	135	3.8	2	0.1	3557
000019	I	515	78.1	88	13.3	54	8.2	2	0.4	659
	II	500	76.1	86	13.1	69	10.6	2	0.3	657
	ukupno / total	1015	77.1	173	13.2	124	9.4	4	0.3	1316
000020	I	1181	88.4	109	8.2	46	3.4	0	0.0	1336
	II	1178	87.1	122	9.0	52	3.9	0	0.0	1352
	ukupno / total	2359	87.7	231	8.6	98	3.7	1	0.0	2689
000021	I	518	91.8	36	6.3	10	1.8	0	0.1	564
	II	520	92.6	31	5.5	11	2.0	0	0.0	562
	ukupno / total	1038	92.2	66	5.9	21	1.9	0	0.0	1126
000022	I	974	85.2	118	10.4	46	4.1	4	0.4	1144
	II	985	85.4	113	9.8	53	4.6	3	0.3	1154
	ukupno / total	1960	85.3	231	10.1	99	4.3	8	0.3	2298
000023	I	2241	81.8	291	10.6	204	7.4	2	0.1	2738
	II	2261	83.2	285	10.5	172	6.3	1	0.0	2718
	ukupno / total	4501	82.5	577	10.6	376	6.9	2	0.0	5456
000024	I	2047	88.4	174	7.5	93	4.0	2	0.1	2315
	II	1882	86.9	179	8.3	104	4.8	1	0.0	2166
	ukupno / total	3928	87.7	354	7.9	197	4.4	2	0.0	4481
000025	I	1532	86.6	159	9.0	70	4.0	8	0.5	1770
	II	1523	85.2	176	9.8	88	4.9	1	0.0	1788
	ukupno / total	3056	85.9	335	9.4	158	4.5	9	0.3	3558
000026	I	3226	89.1	271	7.5	122	3.4	4	0.1	3621
	II	3217	88.4	270	7.4	150	4.1	2	0.1	3639
	ukupno / total	6442	88.7	541	7.4	272	3.7	5	0.1	7260
000027	I	2715	87.3	270	8.7	125	4.0	2	0.1	3112
	II	2625	85.7	277	9.0	159	5.2	2	0.0	3062
	ukupno / total	5340	86.5	547	8.9	284	4.6	3	0.1	6174
000028	I	2432	89.5	177	6.5	108	4.0	2	0.1	2719
	II	2443	91.1	161	6.0	75	2.8	1	0.0	2681
	ukupno / total	4875	90.3	338	6.3	183	3.4	3	0.1	5399
000029	I	Automatski brojač nije u funkciji								
	II									
	ukupno / total									
000030	I	3708	93.8	202	5.1	40	1.0	1	0.0	3951
	II	3622	93.5	209	5.4	42	1.1	1	0.0	3874
	ukupno / total	7330	93.7	412	5.3	82	1.1	2	0.0	7825
000031	I	2903	92.1	203	6.4	46	1.4	1	0.0	3153
	II	2933	92.6	190	6.0	43	1.4	1	0.0	3166
	ukupno / total	5835	92.3	393	6.2	89	1.4	2	0.0	6319
000032	I	Automatski brojač nije u funkciji								
	II									
	ukupno / total									
000033	I	1126	84.1	171	12.8	39	2.9	3	0.2	1339
	II	1175	84.9	171	12.4	38	2.7	1	0.0	1385
	ukupno / total	2302	84.5	343	12.6	77	2.8	3	0.1	2724
000034	I	805	88.0	82	9.0	27	3.0	1	0.1	915
	II	795	88.8	75	8.4	25	2.8	0	0.0	895
	ukupno / total	1600	88.4	157	8.7	52	2.9	1	0.0	1810
000035	I	3421	91.5	266	7.1	50	1.3	3	0.1	3739
	II	3447	92.5	222	6.0	54	1.4	1	0.0	3725
	ukupno / total	6868	92.0	488	6.5	104	1.4	4	0.1	7464
000036	I	1571	92.2	113	6.6	19	1.1	1	0.0	1704
	II	1574	92.8	104	6.1	18	1.1	0	0.0	1697
	ukupno / total	3146	92.5	217	6.4	37	1.1	1	0.0	3401

**BRONANJE VOZILA NA MREŽI PUTEVA U REPUBLICI SRPSKOJ – 2015. GODINA**  
**VEHICLE COUNTING ON THE ROAD NETWORK OF THE REPUBLIC OF SRPSKA – YEAR 2015**

Lokalitet Location	Smjer Direction	Dužina vozila / Vehicle length								Ukupno Total
		<5,5 m	(%)	5,5-12 m	(%)	12-16,5 m	(%)	>16,5 m	(%)	
000037	I	1269	90.0	104	7.3	36	2.6	0	0.0	1409
	II	1232	89.2	104	7.6	45	3.2	0	0.0	1382
	ukupno / total	2501	89.6	208	7.5	81	2.9	1	0.0	2791
000038	I	876	90.2	66	6.8	29	3.0	0	0.0	972
	II	876	88.8	71	7.2	39	4.0	1	0.1	986
	ukupno / total	1752	89.5	137	7.0	68	3.5	1	0.1	1958
000039	I	422	89.3	29	6.1	21	4.4	1	0.2	473
	II	413	87.8	29	6.1	27	5.8	1	0.3	470
	ukupno / total	835	88.5	58	6.1	48	5.1	2	0.2	943
000040	I	891	92.0	65	6.7	12	1.3	0	0.0	968
	II	885	91.8	66	6.9	12	1.3	0	0.0	963
	ukupno / total	1775	91.9	131	6.8	24	1.3	0	0.0	1931
000041	I	676	89.0	69	9.0	15	2.0	0	0.0	760
	II	669	89.7	61	8.2	15	2.1	0	0.0	746
	ukupno / total	1345	89.3	130	8.6	30	2.0	0	0.0	1506
000042	I	366	94.6	20	5.1	1	0.3	0	0.0	387
	II	359	93.8	22	5.8	1	0.4	0	0.0	383
	ukupno / total	725	94.2	42	5.5	3	0.3	0	0.0	769
000043	I	365	91.1	32	8.0	4	1.0	0	0.0	401
	II	366	91.0	32	7.9	4	1.0	0	0.1	402
	ukupno / total	731	91.0	64	7.9	8	1.0	0	0.1	803
000044	I	603	94.8	30	4.7	3	0.5	0	0.0	636
	II	596	94.0	34	5.4	4	0.6	0	0.0	634
	ukupno / total	1199	94.4	64	5.0	7	0.5	0	0.0	1270
000045	I	549	91.6	44	7.4	6	0.9	1	0.1	600
	II	547	91.0	49	8.1	5	0.8	0	0.1	601
	ukupno / total	1096	91.3	93	7.8	10	0.9	1	0.1	1201
000046	I	992	97.2	26	2.6	2	0.2	0	0.0	1020
	II	987	96.5	33	3.2	2	0.2	0	0.0	1023
	ukupno / total	1979	96.9	59	2.9	4	0.2	0	0.0	2042
000047	I	443	89.0	29	5.8	25	5.1	0	0.1	498
	II	447	89.2	28	5.6	26	5.1	0	0.0	500
	ukupno / total	890	89.1	57	5.7	51	5.1	0	0.0	998
000048	I	Automatski brojač nije u funkciji								
	II									
	ukupno / total									
000049	I	8012	96.2	288	3.5	20	0.2	5	0.1	8325
	II	4149	98.8	39	0.9	5	0.1	7	0.2	4200
	ukupno / total	12162	97.1	327	2.6	24	0.2	12	0.1	12525
000050	I	7040	93.1	405	5.4	106	1.4	10	0.1	7561
	II	4893	95.2	192	3.7	50	1.0	2	0.0	5137
	ukupno / total	11933	94.0	597	4.7	157	1.2	12	0.1	12698
000051	I	1611	77.0	262	12.5	212	10.1	7	0.3	2091
	II	1595	77.4	270	13.1	192	9.3	3	0.1	2060
	ukupno / total	3206	77.2	532	12.8	404	9.7	9	0.2	4151
000052	I	1438	82.7	188	10.8	111	6.4	1	0.1	1738
	II	1473	82.3	200	11.1	117	6.5	1	0.1	1791
	ukupno / total	2912	82.5	387	11.0	228	6.4	3	0.1	3529
000053	I	1749	90.0	163	8.4	31	1.6	0	0.0	1944
	II	1712	89.1	176	9.1	33	1.7	1	0.1	1922
	ukupno / total	3461	89.5	339	8.8	64	1.7	2	0.0	3866
000054	I	Automatski brojač nije u funkciji								
	II									
	ukupno / total									
000055	I	540	98.4	9	1.5	0	0.1	0	0.0	549
	II	539	97.9	11	2.0	0	0.1	0	0.0	551
	ukupno / total	1079	98.1	20	1.8	1	0.1	0	0.0	1100



**AUTOMATSKI BROJAČ / AUTOMATIC COUNTER** **BR./NO**

**PODACI SA AUTOMATSKIH BROJAČA VOZILA**  
**DATA FROM AUTOMATIC TRAFFIC COUNTERS**

1
2
3
4
5
6
7
8
9
10
11
12
13
14
15
16
17
18
19
20
21
22
23
24
25
26
27
28
29
30
31
32
33
34
35
36
37
38
39
40
41
42
43
44
45
46
47
48
49
50
51
52
53
54
55





**BROJANJE VOZILA NA MREŽI PUTEVA U REPUBLICI SRPSKOJ – 2015. GODINA**  
**VEHICLE COUNTING ON THE ROAD NETWORK OF THE REPUBLIC OF SRPSKA – YEAR 2015**

**MJESEČNI BROJ VOZILA**  
**MONTHLY NUMBER OF VEHICLES**

**1**

Automatski brojač broj - Automatic counter number 000001  
 Lokalizet - Location / Stacionaža - Mileage [km+m] Bistrica / 3+217,00  
 Broj puta - Road number / Dionica - Section M 4 / Lamovita - Ivanjska

	Mjesec - Month											
	Januar- January	Februar- February	Mart- March	April- April	Maj- May	Jun- June	Jul- July	August- August	Septembar- September	Oktobar- October	Novembar- November	Decembar- December
1	4336	4358	5457	6160	6114	6514	6238	7512	6115	6016	5540	5091
2	5033	4802	5568	6694	6670	6336	5992	7527	6123	6481	5318	5265
3	4645	5130	5670	6171	6279	6307	6757	7073	6221	6685	5539	5233
4	4040	5136	4869	6129	6444	6603	6551	7045	6489	5679	5558	5963
5	4715	5228	4909	5439	7156	6983	6398	7326	6187	5691	5743	5682
6	4031	5118	5745	5382	7299	6714	6353	6725	6046	6010	6129	5105
7	4589	5227	5432	5517	7051	6349	6579	7195	6170	6025	6046	5324
8	4617	4961	4666	5555	6282	6132	6478	6894	5960	6446	5132	5319
9	4854	5233	5131	5599	6863	6143	6607	6860	5917	6432	5313	5587
10	4867	5229	5454	6418	6739	6578	7017	6691	5881	6459	5625	5486
11	4557	5209	5709	6541	6732	6099	6891	6865	6855	6423	5647	5997
12	4467	4515	5812	5856	6902	6602	6617	6686	6453	6203	5749	5268
13	5042	4865	5288	6086	6725	6585	6469	6931	6056	6207	6101	4541
14	4524	5340	6105	6361	6747	6008	6775	7342	6090	6158	6047	5427
15	5000	4582	5627	6030	7043	6168	6805	6993	6083	6331	5341	5437
16	5344	4871	5262	6267	7476	6192	6815	6437	6109	6587	5597	5466
17	5076	5176	5060	7125	7078	6069	7485	6165	6113	6247	5855	5427
18	4373	4570	5020	7167	6622	6077	7213	6671	7050	5449	5305	6029
19	4740	4933	5142	6498	6768	6545	7149	6342	6531	5287	4495	5871
20	5608	5478	5765	6014	6592	6529	7037	6341	5997	5705	5377	5183
21	4991	5181	5186	6152	7161	5545	6444	6543	6248	5669	5850	5806
22	4900	4638	4725	6377	7136	5928	6778	6322	6115	5771	5353	6440
23	5113	4875	4875	6874	7162	6121	6615	5996	6159	6494	5544	6690
24	4942	3861	5459	5420	7130	6534	7201	6329	6384	6306	5446	6272
25	4198	5520	5347	5951	6519	6476	7390	6201	6688	5559	5786	6528
26	4843	5360	5285	5704	6737	6786	6966	6081	6487	5772	5289	5684
27	5014	5692	5705	5715	6669	6388	6917	6594	6276	6305	5513	4916
28	5006	5527	5993	6713	6515	6327	7506	6697	6051	6655	5259	4981
29	4894		5575	7215	7095	6053	7361	6489	6024	6319	4963	5462
30	5089		5357	6501	6836	6052	6978	6020	6041	6394	5118	5258
31	5012		6214		6853		7325	6181		6364		5784
Ukupno- Total	148460	140615	167412	185631	211395	189743	211707	207074	186919	190129	165578	172522
Prosjek- Average	4789	5022	5400	6188	6819	6325	6829	6680	6231	6133	5519	5565
Godšnji prosjek (PGDS) - Annual average (AADT)												5966

**BROJANJE VOZILA NA MREŽI PUTEVA U REPUBLICI SRPSKOJ – 2015. GODINA**  
**VEHICLE COUNTING ON THE ROAD NETWORK OF THE REPUBLIC OF SRPSKA – YEAR 2015**

**STRUKTURA SAOBRAĆAJNOG TOKA**  
**TRAFFIC FLOW COMPOSITION**

Automatski brojač broj - Automatic counter number  
 Lokalizet - Location / Stacionaža - Mileage [km+m]  
 Broj puta - Road number / Dionica - Section

000001  
 Bistrica / 3+217,00  
 M 4 / Lamovita - Ivanjska

Mjesec - Month	Smjer - Direction	Dužina vozila - Vehicle length								Ukupno - Total
		< 5,5 m	(%)	5,5 - 12 m	(%)	12 - 16,5 m	(%)	< 16,5 m	(%)	
Januar - January	I	62250	87.5	7401	10.4	1351	1.9	171	0.2	71173
	II	69011	89.3	6664	8.6	1587	2.1	25	0.0	77287
	ukupno - total	131261	88.4	14065	9.5	2937	2.0	196	0.1	148460
Februar - February	I	62205	87.5	7395	10.4	1350	1.9	171	0.2	71121
	II	62052	89.3	5992	8.6	1427	2.1	23	0.0	69494
	ukupno - total	124325	88.4	13322	9.5	2782	2.0	186	0.1	140615
Mart - March	I	74303	87.5	8834	10.4	1612	1.9	204	0.2	84954
	II	73628	89.3	7110	8.6	1693	2.1	27	0.0	82458
	ukupno - total	148017	88.4	15861	9.5	3312	2.0	221	0.1	167412
April - April	I	81655	87.5	9708	10.4	1772	1.9	225	0.2	93359
	II	82391	89.3	7957	8.6	1895	2.1	30	0.0	92272
	ukupno - total	164126	88.4	17587	9.5	3673	2.0	246	0.1	185631
Maj - May	I	101427	87.5	12058	10.4	2200	1.9	279	0.2	115965
	II	85211	89.3	8229	8.6	1959	2.1	31	0.0	95430
	ukupno - total	186905	88.4	20028	9.5	4183	2.0	280	0.1	211395
Juni - June	I	88313	87.5	10499	10.4	1916	1.9	243	0.2	100971
	II	79265	89.3	7655	8.6	1823	2.1	29	0.0	88772
	ukupno - total	167761	88.4	17976	9.5	3754	2.0	251	0.1	189743
Juli - July	I	93181	87.5	11078	10.4	2022	1.9	256	0.2	106537
	II	93908	89.3	9069	8.6	2159	2.1	34	0.0	105170
	ukupno - total	187181	88.4	20057	9.5	4189	2.0	280	0.1	211707
Avgust - August	I	92588	87.5	11008	10.4	2009	1.9	255	0.2	105859
	II	90376	89.3	8728	8.6	2078	2.1	33	0.0	101215
	ukupno - total	183084	88.4	19618	9.5	4097	2.0	274	0.1	207074
Septembar - September	I	83176	87.5	9889	10.4	1805	1.9	229	0.2	95098
	II	81988	89.3	7918	8.6	1885	2.1	30	0.0	91821
	ukupno - total	165264	88.4	17709	9.5	3698	2.0	247	0.1	186919
Oktobar - October	I	83649	87.5	9945	10.4	1815	1.9	230	0.2	95638
	II	84372	89.3	8148	8.6	1940	2.1	31	0.0	94491
	ukupno - total	168103	88.4	18013	9.5	3762	2.0	251	0.1	190129
Novembar - November	I	75676	87.5	8997	10.4	1642	1.9	208	0.2	86523
	II	70589	89.3	6817	8.6	1623	2.1	26	0.0	79055
	ukupno - total	146396	88.4	15687	9.5	3276	2.0	219	0.1	165578
Decembar - December	I	78961	87.5	9388	10.4	1713	1.9	217	0.2	90279
	II	73435	89.3	7092	8.6	1689	2.1	27	0.0	82243
	ukupno - total	152535	88.4	16345	9.5	3414	2.0	228	0.1	172522
Ukupno (godišnje) - Total (annual)	I	977384	87.5	116199	10.4	21204	1.9	2690	0.2	1117478
	II	946226	89.3	91378	8.6	21759	2.1	343	0.0	1059707
	ukupno - total	1924958	88.4	206269	9.5	43079	2.0	2880	0.1	2177185
Prosjek (PGDS) - Average (AADT)	I	2678	85.9	318	11.1	58	2.7	7	0.3	3062
	II	2592	86.6	250	10.4	60	3.0	1	0.0	2903
	ukupno - total	5274	88.4	565	9.5	118	2.0	8	0.1	5966

**BROJANJE VOZILA NA MREŽI PUTEVA U REPUBLICI SRPSKOJ – 2015. GODINA**  
**VEHICLE COUNTING ON THE ROAD NETWORK OF THE REPUBLIC OF SRPSKA – YEAR 2015**

**SAO BRAĆAJNI POKAZATELJI**

000001

Bistriča / 3+2/17,00

M 4 / Lamovita - Ivanjska

Automatski brojač broj  
 Lokalizacija / Stacionaža [km+m]

Broj puta / Dionica

Mjesec	Smjer	minimalni čas		maksimalni čas		voz/h	mirni dan		maksimalni dan		dnevni prosjek (05-21 h)	noćni prosjek (21-05 h)	prosjek radnim danom	prosjek vikendom	ljetni prosjek
		datum/dan	čas	datum/dan	čas		datum/dan	voz/dan	datum/dan	voz/dan					
Januar	I	13/utorak	1	20/utorak	11	325	1/četvrtak	1418	20/utorak	3218	2073	223	1296	1001	
	II	13/utorak	2	31/subota	14	339	4/nedjelja	1778	2/petak	3070	2287	206	1265	1228	
Februar	I+II	8/četvrtak	2	31/subota	14	522	6/utorak	4031	20/utorak	5608	4360	429	2561	2228	
	I	11/srijeda	2	8/nedjelja	16	260	24/utorak	1908	6/petak	2855	2333	207	1817	724	
	II	26/četvrtak	2	1/petak	16	260	12/četvrtak	1797	20/petak	2936	2289	192	1783	698	
	I+II	11/srijeda	2	27/petak	16	464	24/utorak	3861	27/petak	5692	4622	400	3600	1422	
Mart	I	27/petak	2	0	15	277	5/četvrtak	2437	13/petak	3104	2491	249	1940	800	
	II	27/petak	2	0	14	267	4/srijeda	2112	14/subota	3161	2434	226	1887	773	
April	I+II	27/petak	2	0	15	489	8/nedjelja	4666	31/utorak	6214	4926	475	3827	1573	
	I	29/srijeda	1	3	18	380	24/petak	2431	18/subota	3812	2810	302	2077	1035	
Maj	II	7/utorak	3	2	11	436	5/nedjelja	2520	29/srijeda	4062	2794	282	2051	1025	
	I+II	8/srijeda	2	13	11	639	6/ponedjeljak	5382	29/srijeda	7215	5604	584	4128	2060	
Juni	I	12/utorak	1	8	19	461	4/ponedjeljak	3132	24/nedjelja	4551	3215	525	2374	1365	
	II	12/utorak	2	4	11	331	24/nedjelja	2579	5/utorak	3815	2761	319	2019	1060	
Juli	I+II	7/četvrtak	2	17	15	673	1/petak	6114	16/subota	7476	5975	844	4393	2426	
	I	23/utorak	1	4	19	415	22/ponedjeljak	3084	7/nedjelja	3845	2966	399	2462	903	3365
Avgust	II	19/petak	3	2	15	291	21/nedjelja	2456	26/petak	3468	2653	307	2181	779	2960
	I+II	17/srijeda	2	15	19	533	21/nedjelja	5545	5/petak	6983	5619	706	4643	1682	6325
Septembar	I	1/srijeda	2	8	19	355	2/četvrtak	2984	19/nedjelja	3755	2982	455	2544	893	3436
	II	6/ponedjeljak	3	2	17	319	5/nedjelja	2917	17/petak	3839	3001	392	2506	887	3393
Oktobar	I+II	1/srijeda	2	12	15	557	2/četvrtak	5992	28/utorak	7506	5983	846	5049	1780	6829
	I	11/utorak	2	9	19	382	23/nedjelja	3094	2/nedjelja	4123	2938	476	2289	1125	3414
Novembar	II	12/srijeda	2	5	15	348	30/nedjelja	2727	1/subota	3711	2887	379	2228	1037	3266
	I+II	25/utorak	2	18	19	588	23/nedjelja	5996	2/nedjelja	7527	5825	855	4517	2163	6680
Decembar	I	11/petak	1	3	18	332	14/ponedjeljak	2972	11/petak	3451	2860	309	2326	843	3169
	II	29/utorak	2	2	14	340	6/nedjelja	2698	18/petak	3639	2738	324	2237	824	3061
Godina	I+II	2/srijeda	2	10	15	540	10/četvrtak	5881	18/petak	7050	5598	633	4563	1668	6231
	I	5/ponedjeljak	0	5	17	334	21/srijeda	2687	29/četvrtak	3442	2814	272	2186	899	
Godina	II	1/četvrtak	3	0	15	317	4/nedjelja	2293	2/petak	3505	2775	273	2167	881	
	I+II	14/srijeda	1	14	15	587	19/ponedjeljak	5287	3/subota	6685	5589	544	4353	1780	
Godina	I	10/utorak	1	3	17	303	19/četvrtak	2453	24/utorak	3128	2628	256	2029	855	
	II	4/srijeda	2	3	18	301	19/četvrtak	2042	7/subota	3162	2411	225	1840	796	
Godina	I+II	27/petak	2	8	17	515	19/četvrtak	4495	6/petak	6129	5038	481	3868	1651	
	I	7/ponedjeljak	1	5	13	324	13/nedjelja	2376	23/srijeda	3411	2662	250	2196	715	
Godina	II	1/utorak	3	3	16	290	28/ponedjeljak	1667	23/srijeda	3279	2430	224	2006	647	
	I+II	22/utorak	1	12	14	553	13/nedjelja	4541	23/srijeda	6690	5091	474	4202	1363	
Godina	I	27.3./petak	2	0	19	461	1.1./četvrtak	1418	24.5./nedjelja	4551	2733	328	3084	3010	3347
	II	13.1./utorak	2	0	11	436	28.12./ponedjeljak	1667	29.4./srijeda	4062	2624	280	2919	2869	3173
Godina	I+II	27.3./petak	2	0	15	673	24.2./utorak	3861	2.8./nedjelja	7527	5357	608	6004	5879	6520

**BROJANJE VOZILA NA MREŽI PUTEVA U REPUBLICI SRPSKOJ – 2015. GODINA**  
**VEHICLE COUNTING ON THE ROAD NETWORK OF THE REPUBLIC OF SRPSKA – YEAR 2015**

**TRAFFIC PARAMETERS**

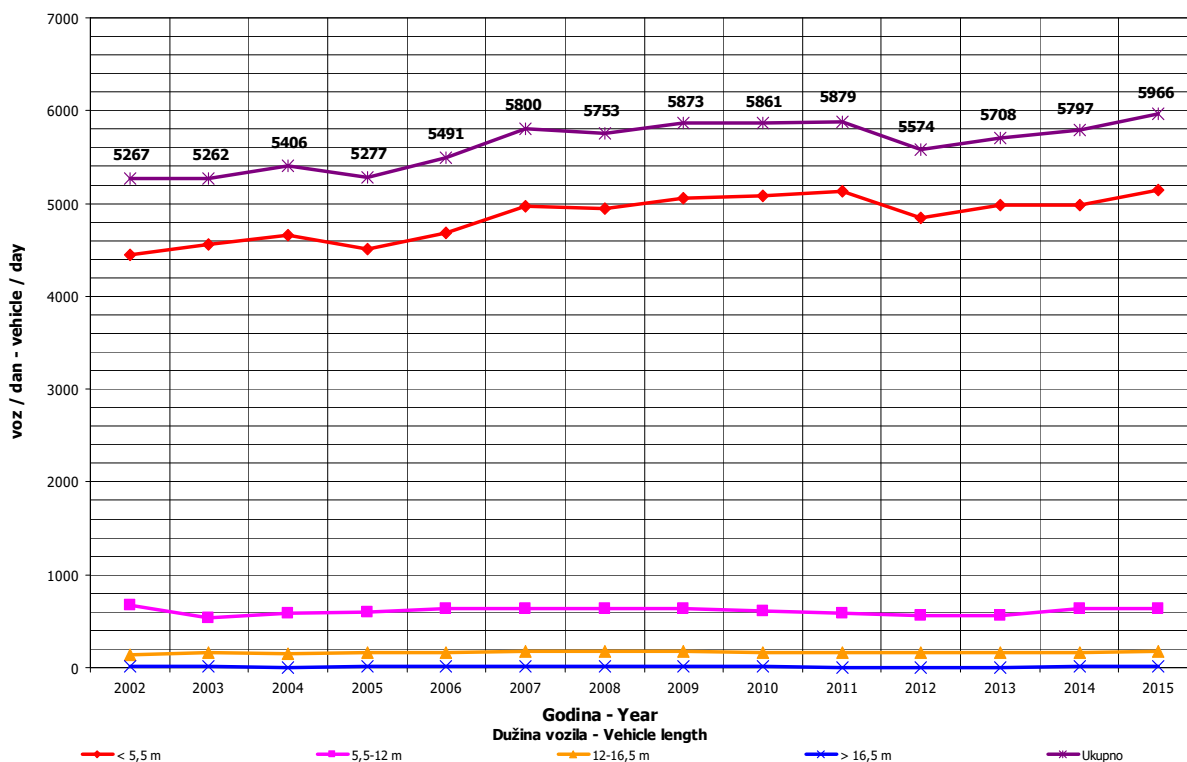
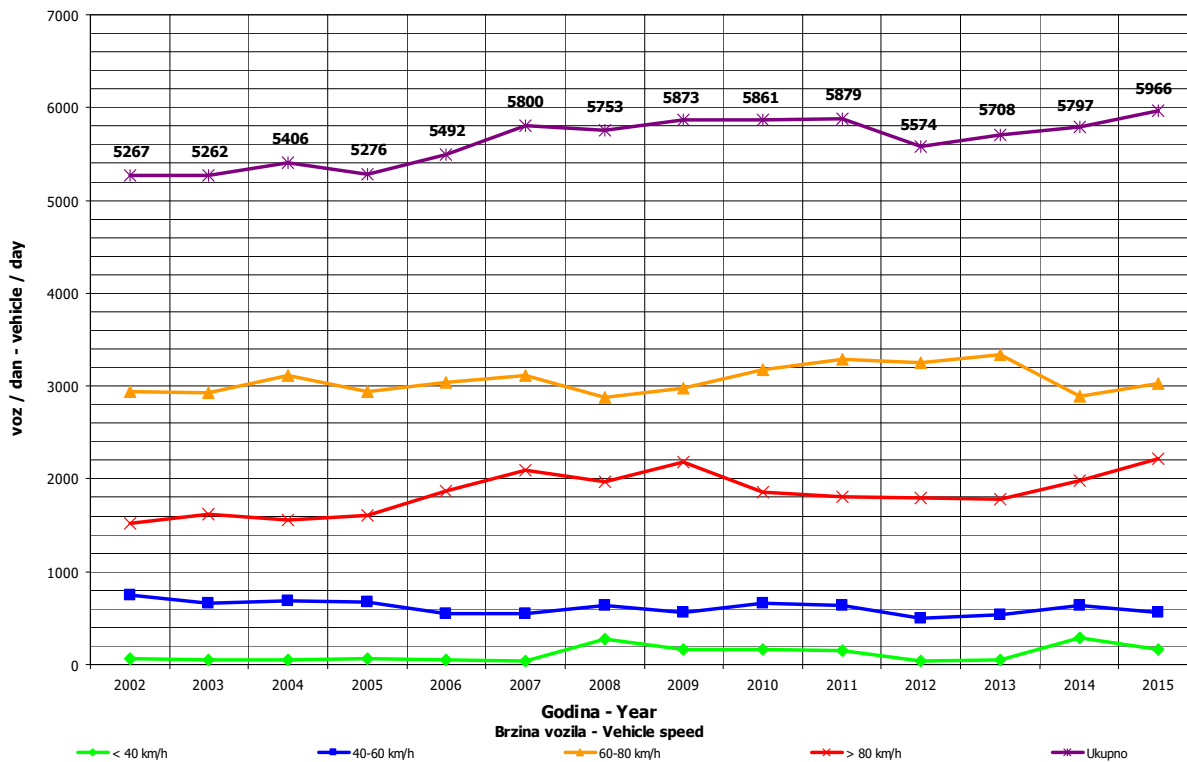
Automatic counter number 000001  
 Location / Mileage [km+m] Bistrica / 3+217,00  
 Road number / Section M 4 / Lamovita - Ivanjska

Month	Direction	minimum hour		maximum hour		veh/h	veh/day	minimum day		maximum day		day time average (5-21 h)	night average (21-05 h)	working day average	weekend average	summer average
		date/day	hour	date/day	hour			date/day	date/day	date/day	date/day					
January	I	13/Tuesday	1	20/Tuesday	11	325	1418	1/Thursday	20/Tuesday	3218	2073	223	1296	1001		
	II	13/Tuesday	2	31/Saturday	14	339	1778	4/Sunday	2/Friday	3070	2287	206	1228	1228		
	I+II	8/Thursday	2	31/Saturday	14	522	4031	6/Tuesday	20/Tuesday	5608	4360	429	2561	2228		
February	I	11/Wednesday	2	8/Sunday	16	260	1908	24/Tuesday	6/Friday	2855	2333	207	1817	724		
	II	26/Thursday	2	27/Friday	16	260	1797	12/Thursday	20/Friday	2936	2289	192	1783	698		
	I+II	11/Wednesday	2	27/Friday	16	464	3861	24/Tuesday	20/Friday	5692	4622	400	3600	1422		
March	I	27/Friday	2	27/Friday	15	277	2437	5/Thursday	13/Friday	3104	2491	249	1940	800		
	II	27/Friday	2	29/Sunday	14	267	2112	4/Wednesday	14/Saturday	3161	2434	226	1887	773		
	I+II	27/Friday	2	27/Friday	15	489	4666	8/Sunday	31/Tuesday	6214	4926	475	3827	1573		
April	I	29/Wednesday	1	19/Sunday	18	380	2431	24/Friday	18/Saturday	3812	2810	302	2077	1035		
	II	7/Tuesday	3	30/Thursday	11	436	2520	5/Sunday	29/Wednesday	4062	2794	282	2051	1025		
	I+II	8/Wednesday	2	30/Thursday	11	639	5382	6/Monday	29/Wednesday	7215	5604	584	4128	2060		
May	I	12/Tuesday	1	5/Thursday	19	461	3132	4/Monday	24/Sunday	4551	3215	525	2374	1365		
	II	12/Tuesday	2	5/Thursday	11	331	2579	24/Sunday	5/Tuesday	3815	2761	319	2019	1060		
	I+II	7/Thursday	2	16/Saturday	15	673	6114	1/Friday	16/Saturday	7476	5975	844	4393	2426		
June	I	23/Tuesday	1	7/Sunday	19	415	3084	22/Monday	7/Sunday	3845	2966	399	2462	903	3365	
	II	19/Friday	3	27/Saturday	15	291	2456	21/Sunday	26/Friday	3468	2653	307	2181	779	2960	
	I+II	17/Wednesday	2	7/Sunday	19	533	5545	21/Sunday	5/Friday	6983	5619	706	4643	1682	6325	
July	I	1/Wednesday	2	19/Sunday	19	355	2984	2/Thursday	19/Sunday	3755	2982	455	2544	893	3436	
	II	6/Monday	3	17/Friday	17	319	2917	5/Sunday	17/Friday	3839	3001	392	2506	887	3393	
	I+II	1/Wednesday	2	31/Friday	15	557	5992	2/Thursday	28/Tuesday	7506	5983	846	5049	1780	6829	
August	I	11/Tuesday	2	2/Sunday	19	382	3094	23/Sunday	2/Sunday	4123	2938	476	2289	1125	3414	
	II	12/Wednesday	2	1/Saturday	15	348	2727	30/Sunday	1/Saturday	3711	2887	379	2228	1037	3266	
	I+II	25/Tuesday	2	2/Sunday	19	588	5996	23/Sunday	2/Sunday	7527	5825	855	4517	2163	6680	
September	I	11/Friday	1	27/Sunday	18	332	2972	14/Monday	11/Friday	3451	2860	309	2326	843	3169	
	II	29/Tuesday	2	19/Saturday	14	340	2698	6/Sunday	18/Friday	3639	2738	324	2237	824	3061	
	I+II	27/Wednesday	2	11/Friday	15	540	5881	10/Thursday	18/Friday	7050	5598	633	4563	1668	6231	
October	I	5/Monday	0	4/Sunday	17	334	2687	21/Wednesday	29/Thursday	3442	2814	272	2186	899		
	II	1/Thursday	3	28/Wednesday	15	317	2293	4/Sunday	2/Friday	3505	2775	273	2167	881		
	I+II	14/Wednesday	1	28/Wednesday	15	587	5287	19/Monday	3/Saturday	6685	5589	544	4353	1780		
November	I	10/Tuesday	1	30/Thursday	17	303	2453	19/Thursday	24/Tuesday	3128	2628	256	2029	855		
	II	4/Wednesday	2	26/Thursday	18	301	2042	19/Thursday	7/Saturday	3162	2411	225	1840	796		
	I+II	27/Friday	2	21/Saturday	17	515	4495	19/Thursday	6/Friday	6129	5038	481	3868	1651		
December	I	7/Monday	1	29/Tuesday	13	324	2376	13/Sunday	23/Wednesday	3411	2662	250	2196	715		
	II	1/Tuesday	3	4/Friday	16	290	1667	28/Monday	23/Wednesday	3279	2430	224	2006	647		
	I+II	22/Tuesday	1	23/Wednesday	14	553	4541	13/Sunday	23/Wednesday	6690	5091	474	4202	1363		
Year	I	27.3./Friday	2	24.5./Sunday	19	461	1418	1.1./Thursday	24.5./Sunday	4551	2733	328	3084	3010	3347	
	II	13.1./Tuesday	2	30.4./Thursday	11	436	1667	28.12./Monday	29.4./Wednesday	4062	2624	280	2919	2869	3173	
	I+II	27.3./Friday	2	16.5./Saturday	15	673	3861	24.2./Tuesday	2.8./Sunday	7527	5357	608	6004	5879	6520	

**GODIŠNJA NERAVNOMJERNOST SAOBRAĆAJNOG TOKA**  
**TRAFFIC FLOW ANNUAL VARIATION**

Automatski brojač broj - Automatic counter number  
 Lokalitet - Location / Stacionaža - Mileage [km+m]  
 Broj puta - Road number / Dionica - Section

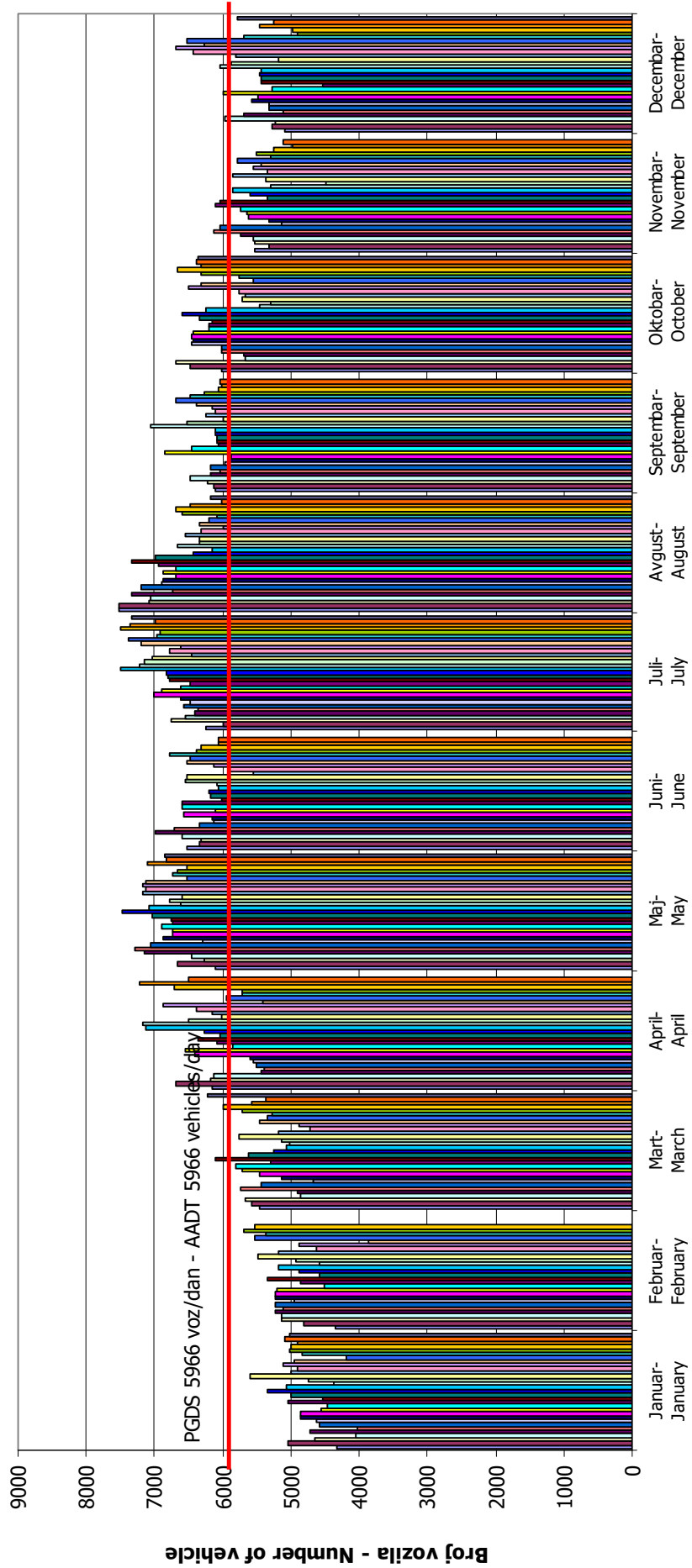
000001  
 Bistrica / 3+217,00  
 M 4 / Lamovita - Ivanjska



**DNEVNA NERAVNOMJERNOST SAOBRAĆAJNOG TOKA  
 TRAFFIC FLOW DAILY VARIATION**

Automatski brojač broj - Automatic counter number  
 Lokalizet - Location / Stacionaža - Mileage [km+tm]  
 Broj puta - Road number/ Dionica - Section

000001  
 Bištrica / 3+217,00  
 M 4 / Lamovita - Ivanjska



**Dani / Mjeseci - Days / Months**

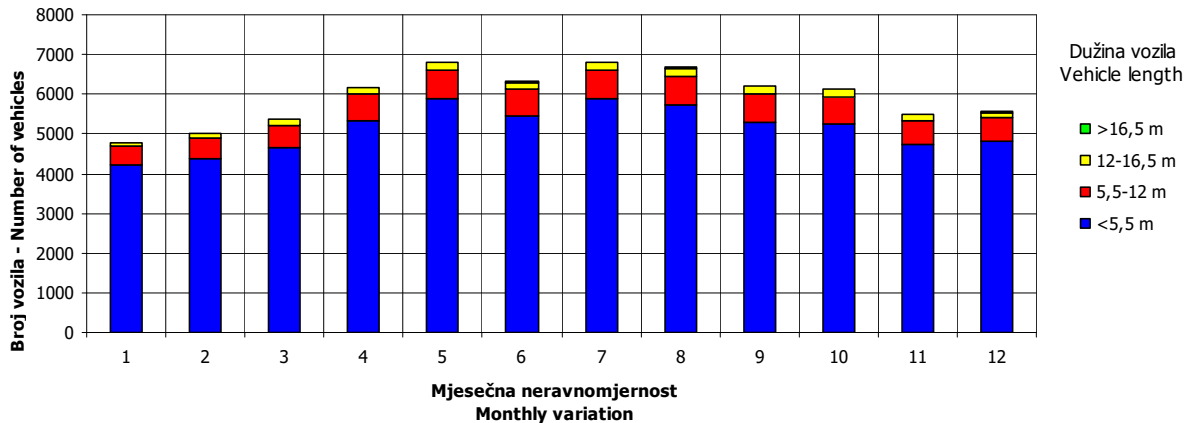
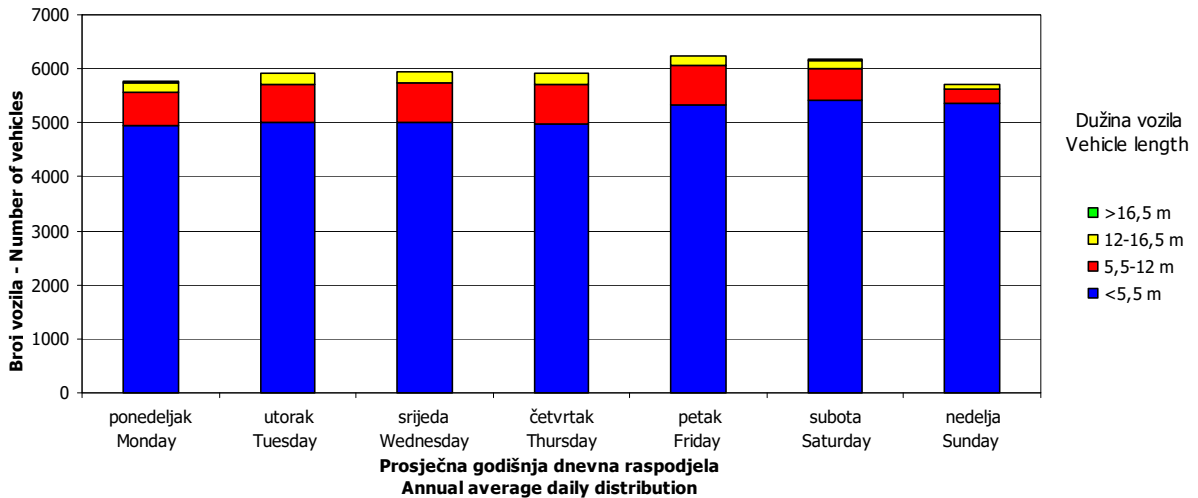
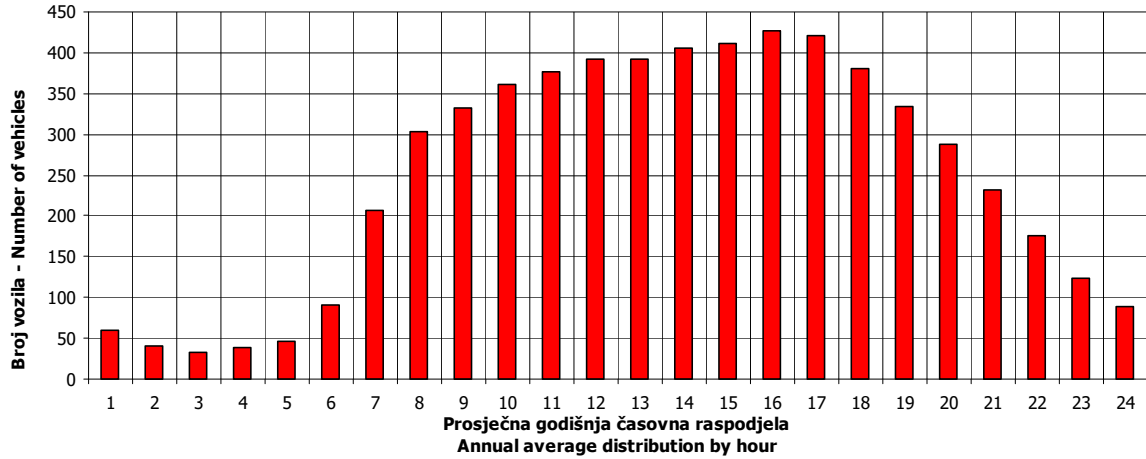
**VREMENSKA RASPODJELA SAOBRAĆAJNOG TOKA**  
**TRAFFIC FLOW TIME DISTRIBUTION**

**1**

Automatski brojač broj - Automatic counter number  
 Lokalizet - Location / Stacionaža - Mileage [km+m]  
 Broj puta - Road number / Dionica - Section

000001  
 Bistrica / 3+217,00  
 M 4 / Lamovita - Ivanjska

**PGDS 5966 voz/dan    AADT 5966 veh/day**

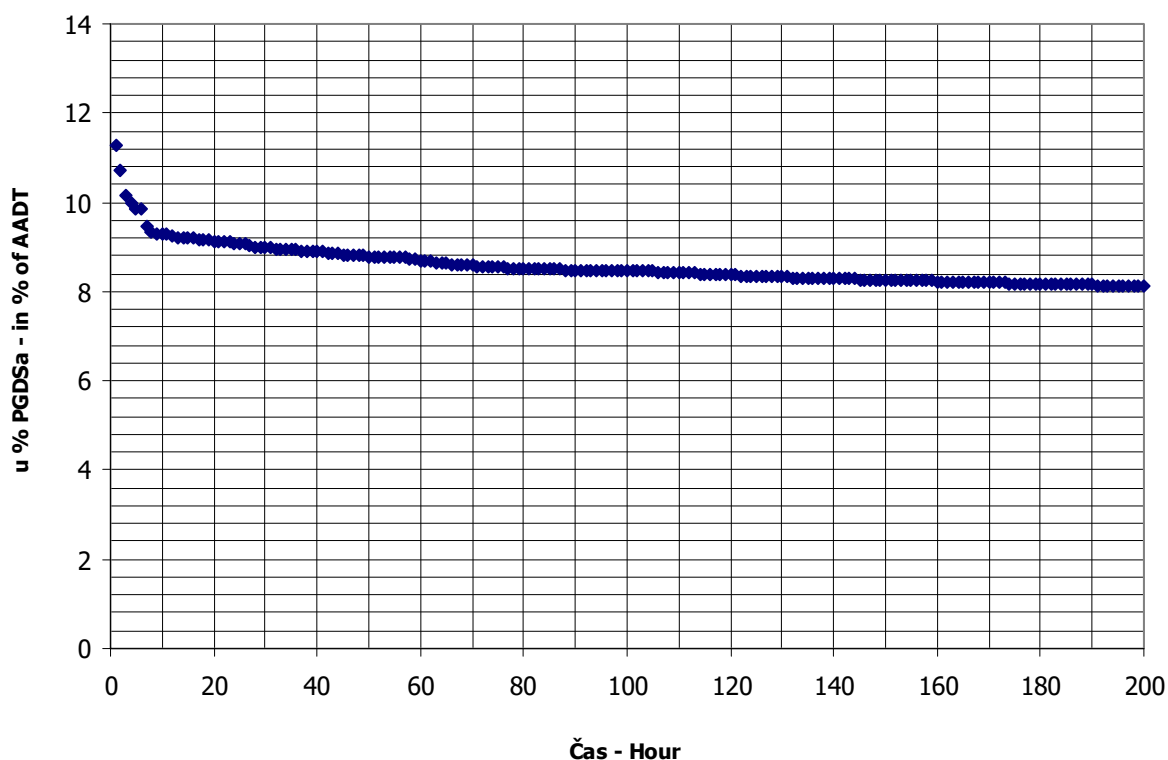




## SATNA DISTRIBUCIJA SAOBRAĆAJNOG TOKA TRAFFIC FLOW HOURLY DISTRIBUTION

Automatski brojač broj - Automatic counter number 000001  
 Lokalitet - Location / Stacionaža - Mileage [km+m] Bistrica / 3+217,00  
 Broj puta - Road number / Dionica - Section M 4 / Lamovita - Ivanjska

<b>PGDS - AADT</b>	<b>5966 voz/dan - veh/day</b>							
Čas - Hour	Maksimalni vršni sat - Maximum peak hour	10	20	30	40	50	100	200
Sat u danu - Hour of day	15	14	10	12	18	16	16	19
Sat u godini - Hour in year	3255	8558	2866	5004	3282	7264	3040	2779
Dan - Day of week	subota - Saturday	srijeda - Wednesday	četvrtak - Thursday	utorak - Tuesday	nedjelja - Sunday	petak - Friday	četvrtak - Thursday	nedjelja - Sunday
Datum - Date	16	23	30	28	17	30	7	26
Mjesec - Month	maj - May	decembar - December	april - April	juli - July	maj - May	oktobar - October	maj - May	april - April
Vrijednost - Value	673	553	543	535	530	524	504	484
% - percent	11.28	9.27	9.10	8.97	8.88	8.78	8.45	8.11



**BROJANJE VOZILA NA MREŽI PUTEVA U REPUBLICI SRPSKOJ – 2015. GODINA**  
**VEHICLE COUNTING ON THE ROAD NETWORK OF THE REPUBLIC OF SRPSKA – YEAR 2015**

2

**MJESEČNI BROJ VOZILA**  
**MONTHLY NUMBER OF VEHICLES**

Automatski brojač broj - Automatic counter number  
 Lokalizet - Location / Stacionaža - Mileage [km+m]  
 Broj puta - Road number / Dionica - Section

000002  
 Ništavci / 9+914,00  
 M 15 / Tukovi - granica / border RS (Koprivna)

	Mjesec - Month											
	Januar- January	Februar- February	Mart- March	April- April	Maj- May	Jun- June	Jul- July	August- August	Septembar- September	Oktobar- October	Novembar- November	Decembar- December
1	2075	2267	2617	2683	3743	2961	3494	7033	3131	3173	3387	2492
2	3048	2395	2118	2467	3773	3010	3328	8315	3127	3373	2825	2573
3	3458	2416	2230	3038	3577	3105	4203	5893	3093	3635	2590	2617
4	2772	2440	2253	3307	3168	3279	4612	5254	3408	3156	2725	3025
5	3194	2607	2665	3270	3157	3546	4652	5359	3589	3262	2699	3020
6	2686	2925	3018	3062	3373	3487	4329	5441	3294	2968	2919	2527
7	2260	3335	2795	2959	3199	3473	4385	5360	3023	3066	3126	3115
8	2075	2679	2719	3037	3499	3032	4188	5146	2767	3275	2819	3212
9	2228	2672	2608	3305	3505	3134	4642	5248	2978	3702	2732	2757
10	2172	2409	2581	4175	3252	2999	5222	4601	3070	4089	2633	2583
11	1910	2342	2669	3308	3208	3063	5883	4635	3465	3717	2644	2858
12	2303	2431	2719	2841	2976	3423	5290	5089	3364	3238	2531	2639
13	2165	2877	3134	3037	2930	3717	4712	4571	3677	3105	3043	2448
14	1689	2827	2781	2804	3003	3373	4883	4687	3199	2974	2880	2571
15	2057	2431	2693	2563	3261	3160	5026	4619	3025	3033	2510	2534
16	2510	2420	2730	2906	3599	3108	4786	4646	2973	3342	2635	2573
17	2385	2430	2545	3213	3421	3067	5812	3998	2830	3457	2552	2590
18	2186	1937	2527	3208	3046	3045	6475	3873	3159	3297	2745	3454
19	2592	2115	2665	2770	3016	3703	5836	3549	3314	3027	2795	3534
20	2815	2822	3080	2901	2873	3805	4945	3815	3646	2604	3079	3046
21	2501	2813	2885	2889	3433	3475	5131	3938	2943	2637	3044	3361
22	2426	2564	3100	2867	3218	4034	5634	4185	2775	2803	2658	3574
23	2412	2573	3665	3021	1959	3296	5572	3938	2814	3221	2651	4246
24	2533	2463	2922	3354	2163	3285	6484	3477	2764	3332	2517	3767
25	2268	2245	2734	3473	2691	3163	7224	3149	3091	2935	2512	4273
26	2389	2543	3168	3619	2465	3484	6605	3475	3402	2893	2469	4137
27	2330	3053	3396	3534	2794	4109	5305	3468	3000	3067	2921	3640
28	2368	2780	3365	2979	2952	3862	5734	3748	3301	3763	2746	3963
29	2382		3011	3847	3525	3650	5812	3853	3367	3881	2505	4197
30	2683		2891	3118	3323	3545	5629	3799	3501	3851	2619	3756
31	2622		2988		3424		6353	3260		3927		3270
Ukupno- Total	75494	71811	87272	93555	97526	101393	162186	141422	95090	101803	82511	98352
Prosje- Average	2435	2565	2815	3119	3146	3380	5232	4562	3170	3284	2750	3173
Godšnji prosjek (PGDS) - Annual average (AADT)												3311

**BROJANJE VOZILA NA MREŽI PUTEVA U REPUBLICI SRPSKOJ – 2015. GODINA**  
**VEHICLE COUNTING ON THE ROAD NETWORK OF THE REPUBLIC OF SRPSKA – YEAR 2015**

**STRUKTURA SAOBRAĆAJNOG TOKA**  
**TRAFFIC FLOW COMPOSITION**

Automatski brojač broj - Automatic counter number 000002  
 Lokalitet - Location / Stacionaža - Mileage [km+m] Ništavci / 9+914,00  
 Broj puta - Road number / Dionica - Section M 15 / Tukovi - granica / border RS (Koprivna)

Mjesec - Month	Smjer - Direction	Dužina vozila - Vehicle length								Ukupno - Total
		< 5,5 m	(%)	5,5 - 12 m	(%)	12 - 16,5 m	(%)	< 16,5 m	(%)	
Januar - January	I	32423	87.5	3855	10.4	703	1.9	89	0.2	37070
	II	34309	89.3	3313	8.6	789	2.1	12	0.0	38424
	ukupno - total	66748	88.4	7152	9.5	1494	2.0	100	0.1	75494
Februar - February	I	31143	87.5	3702	10.4	676	1.9	86	0.2	35606
	II	32328	89.3	3122	8.6	743	2.1	12	0.0	36205
	ukupno - total	63492	88.4	6803	9.5	1421	2.0	95	0.1	71811
Mart - March	I	38193	87.5	4541	10.4	829	1.9	105	0.2	43667
	II	38935	89.3	3760	8.6	895	2.1	14	0.0	43605
	ukupno - total	77162	88.4	8268	9.5	1727	2.0	115	0.1	87272
April - April	I	40613	87.5	4828	10.4	881	1.9	112	0.2	46434
	II	42075	89.3	4063	8.6	968	2.1	15	0.0	47121
	ukupno - total	82717	88.4	8863	9.5	1851	2.0	124	0.1	93555
Maj - May	I	44051	87.5	5237	10.4	956	1.9	121	0.2	50365
	II	42111	89.3	4067	8.6	968	2.1	15	0.0	47161
	ukupno - total	86228	88.4	9240	9.5	1930	2.0	129	0.1	97526
Juni - June	I	44345	87.5	5272	10.4	962	1.9	122	0.2	50702
	II	45263	89.3	4371	8.6	1041	2.1	16	0.0	50691
	ukupno - total	89647	88.4	9606	9.5	2006	2.0	134	0.1	101393
Juli - July	I	73665	87.5	8758	10.4	1598	1.9	203	0.2	84224
	II	69614	89.3	6723	8.6	1601	2.1	25	0.0	77962
	ukupno - total	143397	88.4	15366	9.5	3209	2.0	215	0.1	162186
Avgust - August	I	60797	87.5	7228	10.4	1319	1.9	167	0.2	69512
	II	64210	89.3	6201	8.6	1477	2.1	23	0.0	71910
	ukupno - total	125038	88.4	13398	9.5	2798	2.0	187	0.1	141422
Septembar - September	I	42907	87.5	5101	10.4	931	1.9	118	0.2	49057
	II	41103	89.3	3969	8.6	945	2.1	15	0.0	46033
	ukupno - total	84074	88.4	9009	9.5	1881	2.0	126	0.1	95090
Oktobar - October	I	44851	87.5	5332	10.4	973	1.9	123	0.2	51280
	II	45113	89.3	4357	8.6	1037	2.1	16	0.0	50523
	ukupno - total	90009	88.4	9645	9.5	2014	2.0	135	0.1	101803
Novembar - November	I	36609	87.5	4352	10.4	794	1.9	101	0.2	41856
	II	36301	89.3	3506	8.6	835	2.1	13	0.0	40655
	ukupno - total	72952	88.4	7817	9.5	1633	2.0	109	0.1	82511
Decembar - December	I	44515	87.5	5292	10.4	966	1.9	123	0.2	50896
	II	42374	89.3	4092	8.6	974	2.1	15	0.0	47456
	ukupno - total	86958	88.4	9318	9.5	1946	2.0	130	0.1	98352
Ukupno (godišnje) - Total (annual)	I	534112	87.5	63500	10.4	11588	1.9	1470	0.2	610669
	II	533736	89.3	51543	8.6	12274	2.1	194	0.0	597746
	ukupno - total	1068420	88.4	114486	9.5	23910	2.0	1598	0.1	1208415
Prosjeak (PGDS) - Average (AADT)	I	1463	85.9	174	11.1	32	2.7	4	0.3	1673
	II	1462	86.6	141	10.4	34	3.0	1	0.0	1638
	ukupno - total	2927	88.4	314	9.5	66	2.0	4	0.1	3311

**BRONANJE VOZILA NA MREŽI PUTEVA U REPUBLICI SRPSKOJ – 2015. GODINA**  
**VEHICLE COUNTING ON THE ROAD NETWORK OF THE REPUBLIC OF SRPSKA – YEAR 2015**

**SAO BRAČAJNI POKAZATELJI**

Automatski brojač broj  
 Lokalizet / Stacionaža [km+m]  
 Broj puta / Dionica

000002  
 Ništava / 9+914,00  
 M 15 / Tukovi - granica / border RS (Koprivna)

Mjesec	Smjer	minimalni čas		maksimalni čas		voz/h	datum/dan	voz/dan	datum/dan	voz/dan	maksimalni dan	voz/dan	dnevni prosjek (05-21 h)	noćni prosjek radnim danom (21-05 h)	prosjek vikendom	ljetni prosjek
		čas	voz/h	čas	voz/dan											
Januar	I	15/četvrtak	3	0	20/utorak	11	200	854	1/nedjelja	1665	5/ponedjeljak	1665	1081	116	640	557
	II	4/nedjelja	18	0	3/subota	11	204	822	14/srijeda	2001	3/subota	2001	1152	87	625	614
	I+II	15/četvrtak	3	1	5/ponedjeljak	13	332	1689	14/srijeda	3458	3/subota	3458	2233	202	1265	1171
Februar	I	17/utorak	3	0	7/subota	10	155	827	18/srijeda	1702	7/subota	1702	1158	114	892	380
	II	2/ponedjeljak	1	0	7/subota	9	144	1010	25/srijeda	1633	7/subota	1633	1214	79	898	395
	I+II	19/četvrtak	2	0	7/subota	9	297	1937	18/srijeda	3335	7/subota	3335	2372	193	1790	775
Mart	I	11/srijeda	2	0	31/utorak	13	141	1222	4/srijeda	1701	27/petak	1701	1293	115	992	416
	II	2/ponedjeljak	3	0	23/ponedjeljak	11	236	841	2/ponedjeljak	2342	23/ponedjeljak	2342	1319	89	985	422
	I+II	28/subota	2	0	23/ponedjeljak	11	338	2118	2/ponedjeljak	3665	23/ponedjeljak	3665	2612	203	1978	838
April	I	21/utorak	3	0	10/petak	17	200	1111	2/četvrtak	2640	10/petak	2640	1374	173	983	565
	II	15/srijeda	2	0	29/srijeda	10	208	1173	15/srijeda	2251	27/ponedjeljak	2251	1448	122	1035	536
	I+II	15/srijeda	2	2	29/srijeda	10	323	2467	2/četvrtak	4175	10/petak	4175	2823	296	2018	1100
Maj	I	4/ponedjeljak	2	0	6/srijeda	10	177	1355	25/ponedjeljak	1923	1/petak	1923	1449	176	1022	603
	II	4/ponedjeljak	1	0	31/nedjelja	17	165	1117	23/subota	1948	3/nedjelja	1948	1388	133	971	550
	I+II	4/ponedjeljak	2	1	3/nedjelja	11	313	1959	23/subota	3773	2/subota	3773	2837	309	1993	1153
Juni	I	24/srijeda	4	0	27/subota	11	162	1466	1/ponedjeljak	2187	27/subota	2187	1483	207	1213	476
	II	2/utorak	1	0	28/nedjelja	20	204	1466	10/srijeda	2246	22/ponedjeljak	2246	1512	178	1190	500
	I+II	2/utorak	1	2	27/subota	11	311	2961	1/ponedjeljak	4109	27/subota	4109	2996	384	2403	977
Juli	I	7/utorak	2	4	25/subota	17	310	1727	2/četvrtak	3869	25/subota	3869	2306	411	1935	781
	II	2/četvrtak	17	1	25/subota	9	333	1601	2/četvrtak	3355	25/subota	3355	2159	356	1794	721
	I+II	1/srijeda	2	9	25/subota	9	505	3328	2/četvrtak	7224	25/subota	7224	4465	767	3729	1502
Avgust	I	25/utorak	3	0	2/nedjelja	14	383	1557	25/utorak	3845	2/nedjelja	3845	1967	274	1455	786
	II	20/četvrtak	3	0	2/nedjelja	20	457	1592	25/utorak	4470	2/nedjelja	4470	2039	281	1469	852
	I+II	20/četvrtak	3	3	2/nedjelja	20	629	3149	25/utorak	8315	2/nedjelja	8315	4007	555	2924	1638
Septembar	I	7/ponedjeljak	2	0	13/nedjelja	18	201	1365	24/četvrtak	2000	20/nedjelja	2000	1482	152	1169	466
	II	17/četvrtak	3	0	13/nedjelja	18	179	1296	17/četvrtak	1824	13/nedjelja	1824	1409	126	1092	444
	I+II	17/četvrtak	3	1	13/nedjelja	18	380	2764	24/četvrtak	3677	13/nedjelja	3677	2892	278	2260	910
Oktobar	I	26/ponedjeljak	3	0	10/subota	10	199	1333	21/srijeda	2058	10/subota	2058	1502	152	1163	491
	II	1/četvrtak	1	0	11/nedjelja	16	214	1237	20/utorak	2241	11/nedjelja	2241	1514	116	1104	526
	I+II	9/petak	2	1	10/subota	9	345	2604	20/utorak	4089	10/subota	4089	3016	268	2266	1018
Novembar	I	5/četvrtak	3	0	6/petak	16	168	1130	29/nedjelja	1698	13/petak	1698	1277	118	983	411
	II	13/petak	1	0	1/nedjelja	11	184	1143	12/četvrtak	2001	1/nedjelja	2001	1273	82	911	444
	I+II	11/srijeda	1	2	1/nedjelja	11	293	2469	26/četvrtak	3387	1/nedjelja	3387	2550	200	1895	856
Decembar	I	14/ponedjeljak	2	0	23/srijeda	12	218	1170	13/nedjelja	2417	23/srijeda	2417	1488	154	1227	415
	II	2/srijeda	3	0	26/subota	11	202	1228	3/četvrtak	2041	25/petak	2041	1421	110	1140	391
	I+II	21/ponedjeljak	3	0	26/subota	11	392	2448	13/nedjelja	4273	25/petak	4273	2909	264	2366	806
Godina	I	15.1./četvrtak	3	0	2.8./nedjelja	14	383	827	18.2./srijeda	3869	25.7/subota	3869	1654	181	1654	1714
	II	4.1./nedjelja	18	0	2.8./nedjelja	20	457	117	23.5./subota	4470	2.8./nedjelja	4470	1491	147	1598	1727
	I+II	19.2./četvrtak	2	0	2.8./nedjelja	20	629	1689	14.1./srijeda	8315	2.8./nedjelja	8315	2982	328	3252	3441

**BROJANJE VOZILA NA MREŽI PUTEVA U REPUBLICI SRPSKOJ – 2015. GODINA**  
**VEHICLE COUNTING ON THE ROAD NETWORK OF THE REPUBLIC OF SRPSKA – YEAR 2015**

**TRAFFIC PARAMETERS**

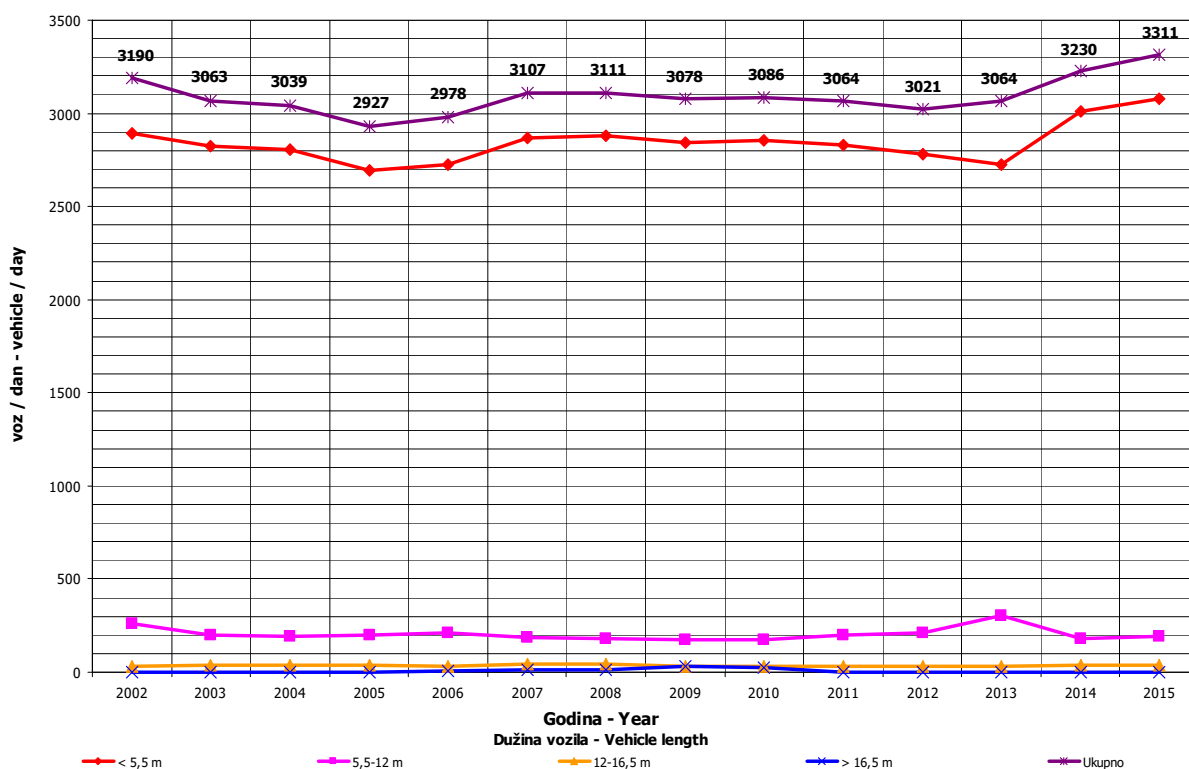
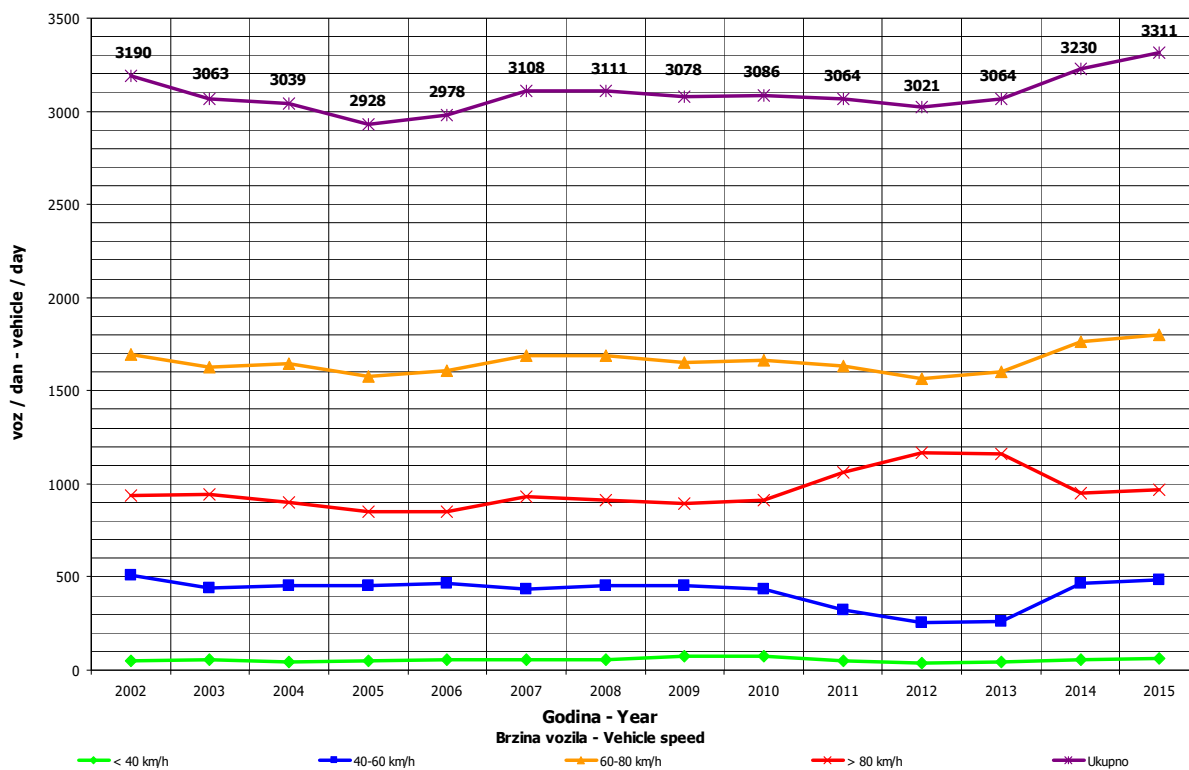
Automatic counter number  
 Location / Mileage [km+m]  
 Road number / Section

000002  
 Nišavač / 9+914,00  
 M 15 / Tukovi - granica / border RS (Koprivna)

Month	Direction	minimum hour		maximum hour		veh/h	veh/h	minimum day		maximum day		day time average (5-21 h)	night average (21-05 h)	working day average	weekend average	summer average
		date/day	hour	date/day	hour			date/day	veh/day	date/day	veh/day					
January	I	15/Thursday	3	0	20/Tuesday	11	200	11/Sunday	854	5/Monday	1665	1081	116	640	557	
	II	4/Thursday	18	0	3/Saturday	11	204	14/Wednesday	822	3/Saturday	2001	1152	87	625	614	
	I+II	15/Thursday	3	1	5/Monday	13	332	14/Wednesday	1689	3/Saturday	3458	2233	202	1265	1171	
February	I	17/Tuesday	3	0	7/Saturday	10	155	18/Wednesday	827	7/Saturday	1702	1158	114	892	380	
	II	2/Monday	1	0	7/Saturday	9	144	25/Wednesday	1010	7/Saturday	1633	1214	79	898	395	
	I+II	19/Thursday	2	0	7/Saturday	9	297	18/Wednesday	1937	7/Saturday	3335	2372	193	1790	775	
March	I	11/Wednesday	2	0	31/Tuesday	13	141	4/Wednesday	1222	27/Friday	1701	1293	115	992	416	
	II	2/Monday	3	0	23/Monday	11	236	2/Monday	841	23/Monday	2342	1319	89	985	422	
	I+II	28/Saturday	2	0	23/Monday	11	338	2/Monday	2118	23/Monday	3665	2612	203	1978	838	
April	I	21/Tuesday	3	0	10/Friday	17	200	2/Thursday	1111	10/Friday	2640	1374	173	983	565	
	II	15/Wednesday	2	0	29/Wednesday	10	208	15/Wednesday	1173	27/Monday	2251	1448	122	1035	536	
	I+II	15/Wednesday	2	2	29/Wednesday	10	323	2/Thursday	2467	10/Friday	4175	2823	296	2018	1100	
May	I	4/Monday	2	0	6/Wednesday	10	177	25/Monday	1355	1/Friday	1923	1449	176	1022	603	
	II	4/Monday	1	0	31/Sunday	17	165	23/Saturday	117	3/Sunday	1948	1388	133	971	550	
	I+II	4/Monday	2	1	3/Sunday	11	313	23/Saturday	1959	2/Saturday	3773	2837	309	1993	1153	
June	I	24/Wednesday	4	0	27/Saturday	11	162	1/Monday	1466	27/Saturday	2187	1483	207	1213	476	1690
	II	2/Tuesday	1	0	28/Sunday	20	204	10/Wednesday	1466	22/Monday	2246	1512	178	1190	500	1690
	I+II	2/Tuesday	1	2	27/Saturday	11	311	1/Monday	2961	27/Saturday	4109	2996	384	2403	977	3380
July	I	7/Tuesday	2	4	25/Saturday	2	310	2/Thursday	1727	25/Saturday	3869	2306	411	1935	781	2717
	II	2/Thursday	17	1	25/Saturday	9	333	2/Thursday	1601	25/Saturday	3355	2159	356	1794	721	2515
	I+II	1/Wednesday	2	9	25/Saturday	9	505	2/Thursday	3328	25/Saturday	7224	4465	767	3729	1502	5232
August	I	25/Tuesday	3	0	2/Sunday	14	383	25/Tuesday	1557	2/Sunday	3845	1967	274	1455	786	2242
	II	20/Thursday	3	0	2/Sunday	20	457	25/Tuesday	1592	2/Sunday	4470	2039	281	1469	852	2320
	I+II	20/Thursday	3	3	2/Sunday	20	629	25/Tuesday	3149	2/Sunday	8315	4007	555	2924	1638	4562
September	I	7/Monday	2	0	13/Sunday	18	201	24/Thursday	1365	20/Sunday	2000	1482	152	1169	466	1635
	II	17/Thursday	3	0	13/Sunday	18	179	17/Thursday	1296	13/Sunday	1824	1409	126	1092	444	1535
	I+II	17/Thursday	3	1	13/Sunday	18	380	24/Thursday	2764	13/Sunday	3677	2892	278	2260	910	3170
October	I	26/Monday	3	0	10/Saturday	10	199	21/Wednesday	1333	10/Saturday	2058	1502	152	1163	491	
	II	1/Thursday	1	0	11/Sunday	16	214	20/Tuesday	1237	11/Sunday	2241	1514	116	1104	526	
	I+II	9/Friday	2	1	10/Saturday	9	345	20/Tuesday	2604	10/Saturday	4089	3016	268	2266	1018	
November	I	5/Thursday	3	0	6/Friday	16	168	29/Sunday	1130	13/Friday	1698	1277	118	983	411	
	II	13/Friday	1	0	1/Sunday	11	184	12/Thursday	1143	1/Sunday	2001	1273	82	911	444	
	I+II	11/Wednesday	1	2	1/Sunday	11	293	26/Thursday	2469	1/Sunday	3387	2550	200	1895	856	
December	I	14/Monday	2	0	23/Wednesday	12	218	13/Sunday	1170	23/Wednesday	2417	1488	154	1227	415	
	II	2/Wednesday	3	0	26/Saturday	11	202	3/Thursday	1228	25/Friday	2041	1421	110	1140	391	
	I+II	21/Monday	3	0	26/Saturday	11	392	13/Sunday	2448	25/Friday	4273	2409	264	2366	806	
Year	I	15.1/Thursday	3	0	2.8./Sunday	14	383	18.2./Wednesday	827	25.7./Saturday	3869	1992	181	1654	1714	2077
	II	4.1./Sunday	18	0	2.8./Sunday	20	457	23.5./Saturday	117	2.8./Sunday	4470	1491	147	1598	1727	2022
	I+II	19.2./Thursday	2	0	2.8./Sunday	20	629	14.1./Wednesday	1689	2.8./Sunday	8315	2982	328	3252	3441	4099

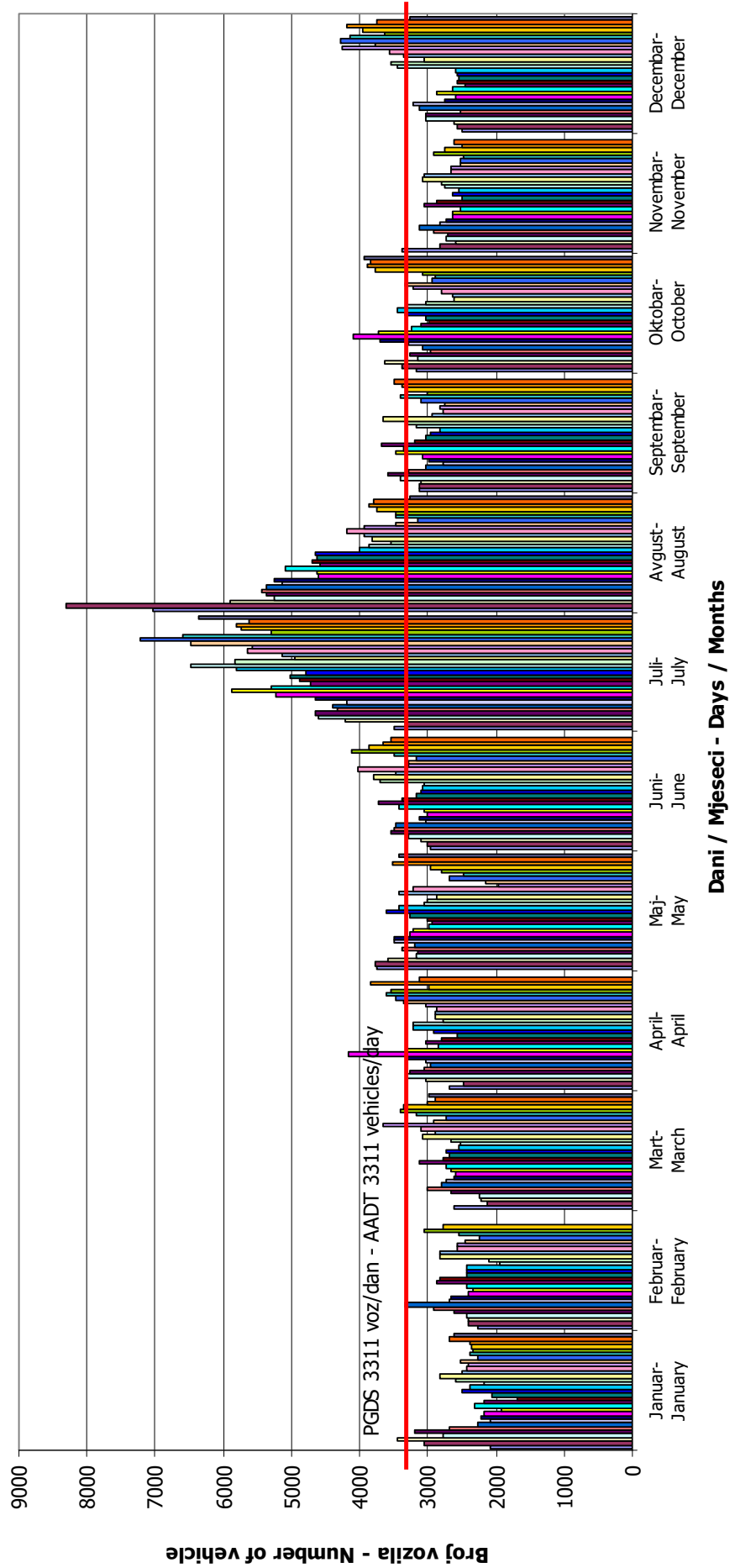
## GODIŠNJA NERAVNOMJERNOST SAOBRAĆAJNOG TOKA TRAFFIC FLOW ANNUAL VARIATION

Automatski brojač broj - Automatic counter number 000002  
 Lokalizet - Location / Stacionaža - Mileage [km+m] Ništavci / 9+914,00  
 Broj puta - Road number / Dionica - Section M 15 / Tukovi - granica / border RS (Koprivna)



**DNEVNA NERAVNOMJERNOST SAOBRAĆAJNOG TOKA  
 TRAFFIC FLOW DAILY VARIATION**

Automatski brojač broj - Automatic counter number 000002  
 Lokalizet - Location / Stacionaža - Mileage [km+tm] Ništavci / 9+914,00  
 Broj puta - Road number/ Dionica - Section M 15 / Tukovi - granica / border RS (Koprivna)

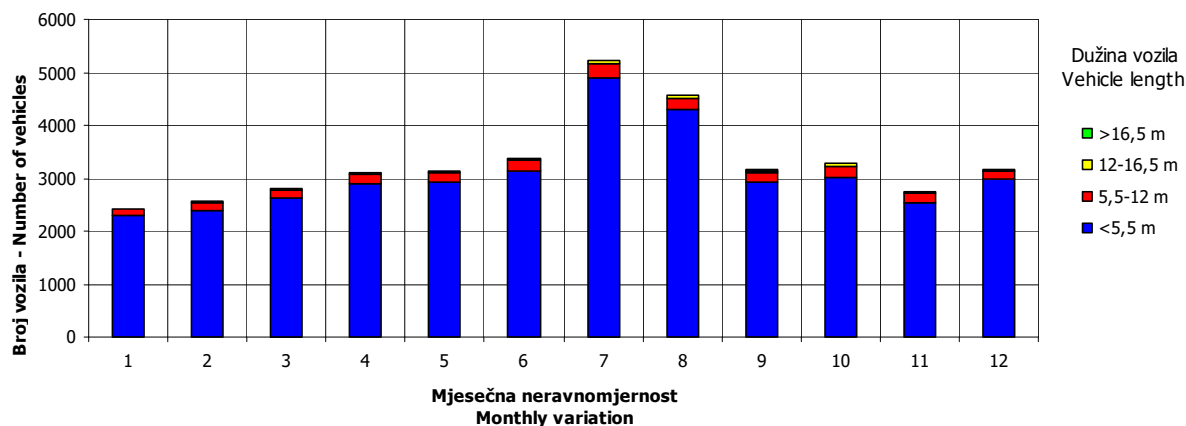
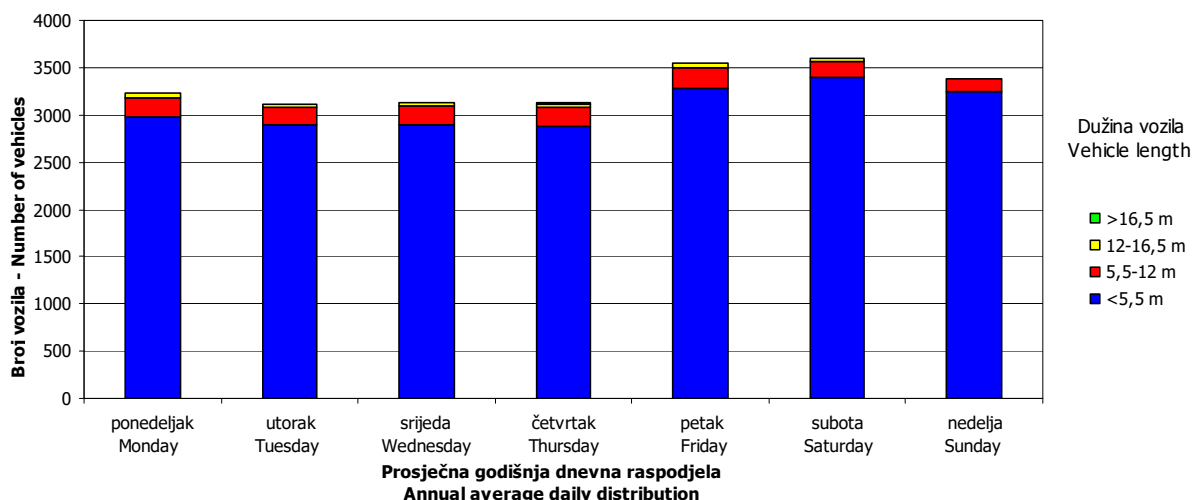
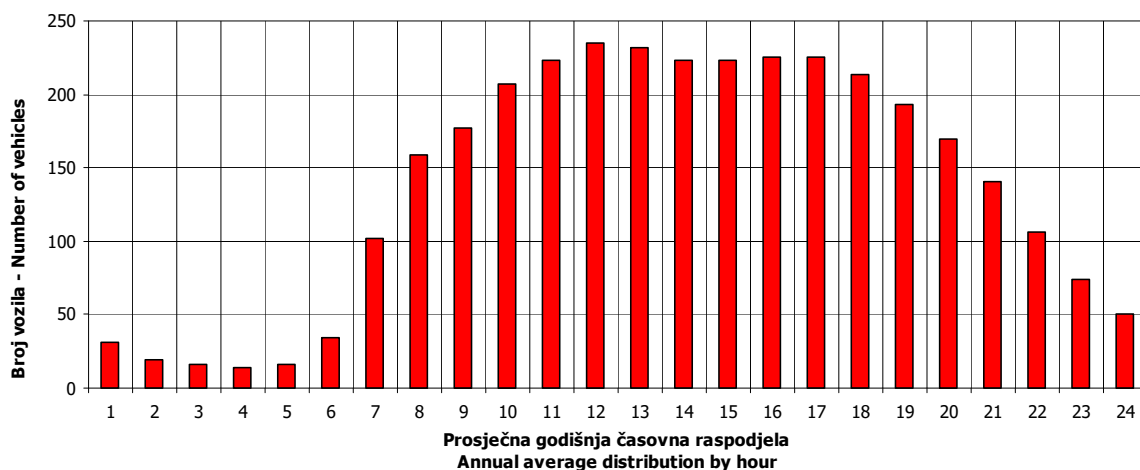


## VREMENSKA RASPODJELA SAOBRAĆAJNOG TOKA TRAFFIC FLOW TIME DISTRIBUTION

Automatski brojač broj - Automatic counter number  
 Lokalizet - Location / Stacionaža - Mileage [km+m]  
 Broj puta - Road number / Dionica - Section

000002  
 Ništavci / 9+914,00  
 M 15 / Tukovi - granica / border RS (Koprivna)

**PGDS 3311 voz/dan      AADT 3311 veh/day**



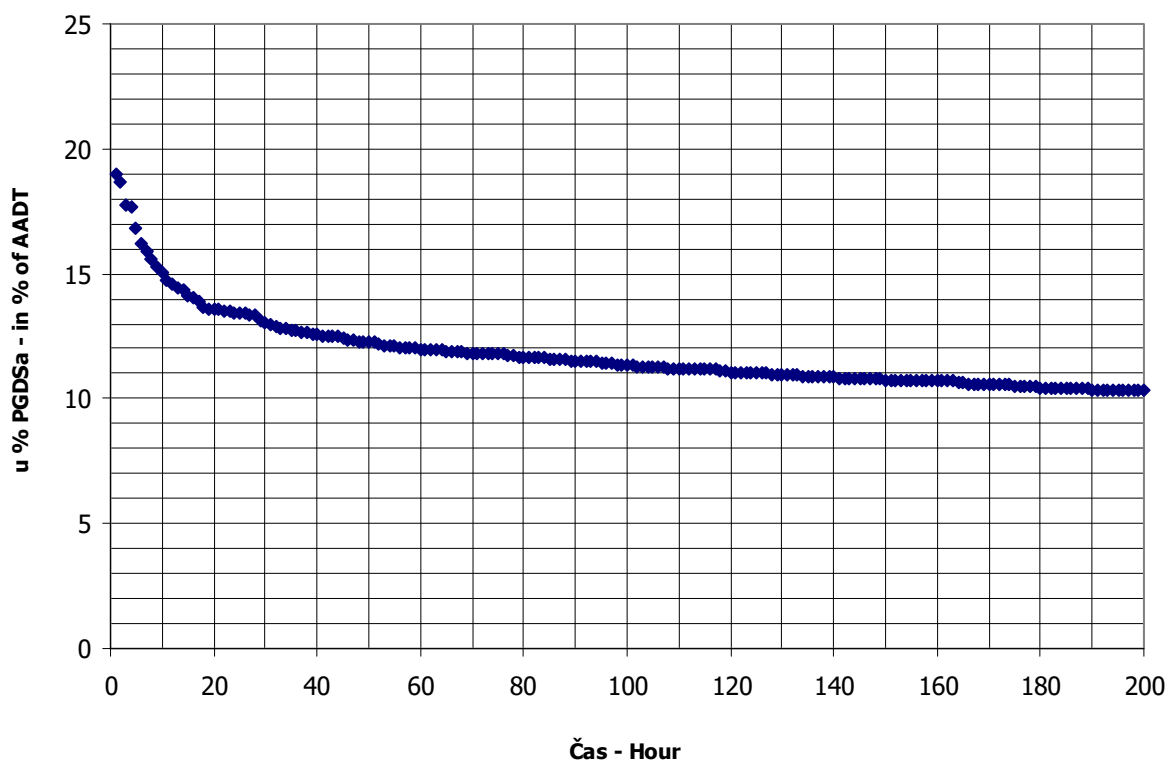


## SATNA DISTRIBUCIJA SAOBRAĆAJNOG TOKA TRAFFIC FLOW HOURLY DISTRIBUTION

Automatski brojač broj - Automatic counter number  
 Lokalitet - Location / Stacionaža - Mileage [km+m]  
 Broj puta - Road number / Dionica - Section

000002  
 Ništavci / 9+914,00  
 M 15 / Tukovi - granica / border RS (Koprivna)

PGDS - AADT	3311 voz/dan - veh/day							
Čas - Hour	Maksimalni vršni sat - Maximum peak hour	10	20	30	40	50	100	200
Sat u danu - Hour of day	20	10	11	19	17	10	20	14
Sat u godini - Hour in year	5132	4930	5099	4915	4961	5026	5084	5294
Dan - Day of week	nedjelja - Sunday	subota - Saturday	subota - Saturday	petak - Friday	nedjelja - Sunday	srijeda - Wednesday	petak - Friday	nedjelja - Sunday
Datum - Date	2	25	1	24	26	29	31	9
Mjesec - Month	avgust - August	juli - July	avgust - August	juli - July	juli - July	juli - July	juli - July	avgust - August
Vrijednost - Value	629	487	450	430	415	405	375	342
% - percent	19.00	14.71	13.59	12.99	12.54	12.23	11.33	10.33



**BROJANJE VOZILA NA MREŽI PUTEVA U REPUBLICI SRPSKOJ – 2015. GODINA**  
**VEHICLE COUNTING ON THE ROAD NETWORK OF THE REPUBLIC OF SRPSKA – YEAR 2015**

**MJESEČNI BROJ VOZILA**  
**MONTHLY NUMBER OF VEHICLES**

Automatski brojač broj - Automatic counter number  
 Lokalitet - Location / Stacionaža - Mileage [km+m]  
 Broj puta - Road number / Dionica - Section

000003  
 Svodna / 5+417,00  
 M4 / Blagaj - Dragotinja

3

	Mjesec - Month											
	Januar- January	Februar- February	Mart- March	April- April	Maj- May	Jun- June	Jul- July	August- August	Septembar- September	Oktobar- October	Novembar- November	Decembar- December
1	2264	2378	2961	3322	3377	3720	3824	6159	3683	3699	4047	3209
2	2930	2833	3217	3395	4026	3646	3961	5603	3689	4346	3674	3170
3	2588	2995	3180	3935	4415	3747	4422	4901	3812	3759	3103	3150
4	3353	3159	3301	3671	4168	3615	4377	5004	4357	3381	3136	3670
5	2606	3215	3258	3282	3804	4328	3746	5072	3727	3688	3509	3189
6	1922	3453	3845	3549	4138	4096	4169	4889	3437	3589	3816	2737
7	2345	3407	3303	3755	3964	3412	4384	5259	3633	3616	3467	3079
8	2132	2827	2855	3777	4378	3752	4157	5229	3444	3946	2754	3071
9	2454	3042	3363	3946	3826	3591	4236	4998	3397	4460	3185	3266
10	2129	3015	3206	5110	3294	3789	5047	4145	3573	4036	3124	3155
11	2771	2952	3379	4715	3828	4136	4886	4575	4466	3291	3354	3711
12	2850	3165	3256	3832	3844	4077	4471	4575	3765	3557	3461	3057
13	2039	3411	3733	5104	3661	4410	4370	4573	3178	3405	3938	2335
14	2599	3174	3556	3955	3773	3815	4297	5497	3564	3671	3541	2961
15	3066	2344	3043	4042	4526	3775	4381	5507	3448	3723	2943	2374
16	2476	2913	3437	4177	4219	3606	4488	4860	3641	4392	3456	2482
17	2083	2948	3399	3686	3699	3810	5190	4539	3756	3962	3306	2802
18	2863	3120	3478	4108	3708	3786	5143	4349	4655	3147	3562	2988
19	3249	3174	3629	3583	3541	4438	4817	4787	4077	3599	2965	2012
20	2974	3610	3959	3159	3823	4125	4981	4356	3406	3511	3965	1796
21	2993	3308	3476	3829	3957	3294	5221	4647	4287	3633	3274	2356
22	2717	2740	3035	3732	4460	4007	4862	4438	3624	3557	2818	2767
23	3121	2984	3333	3725	4042	3767	4876	3641	3625	4261	3473	3409
24	2770	1981	3266	4370	3768	4523	5595	3955	3830	3789	3499	3986
25	2169	3166	3420	4076	3671	4408	5851	3924	4310	3139	3668	4135
26	2758	3184	3413	3193	3550	4415	5242	3607	3811	3645	3668	3881
27	2912	3697	3929	3887	3639	4300	4875	3703	3557	3632	3497	3017
28	2985	3387	3515	3834	3833	3911	4777	3952	3709	3509	3355	3937
29	2998		3096	4140	4217	3956	4636	3999	3531	3589	3235	3702
30	3437		3334	5107	4145	3886	5233	3422	3734	4352	3269	4213
31	3016		3226		3518		5809	3777		4382		3214
Ukupno- Total	83569	85585	104400	117996	120814	118143	146327	141944	112726	116269	102062	96833
Prosjek- Average	2696	3057	3368	3933	3897	3938	4720	4579	3758	3751	3402	3124
Godšnji prosjek (PGDS) - Annual average (AADT)												3689

**BROJANJE VOZILA NA MREŽI PUTEVA U REPUBLICI SRPSKOJ – 2015. GODINA**  
**VEHICLE COUNTING ON THE ROAD NETWORK OF THE REPUBLIC OF SRPSKA – YEAR 2015**

**STRUKTURA SAOBRAĆAJNOG TOKA**  
**TRAFFIC FLOW COMPOSITION**

Automatski brojač broj - Automatic counter number  
 Lokalizet - Location / Stacionaža - Mileage [km+m]  
 Broj puta - Road number / Dionica - Section

000003  
 Svodna / 5+417,00  
 M 4 / Blagaj - Dragotinja

Mjesec - Month	Smjer - Direction	Dužina vozila - Vehicle length								Ukupno - Total
		< 5,5 m	(%)	5,5 - 12 m	(%)	12 - 16,5 m	(%)	< 16,5 m	(%)	
Januar - January	I	36359	87.5	4323	10.4	789	1.9	100	0.2	41571
	II	37501	89.3	3621	8.6	862	2.1	14	0.0	41998
	ukupno - total	73887	88.4	7917	9.5	1654	2.0	111	0.1	83569
Februar - February	I	37674	87.5	4479	10.4	817	1.9	104	0.2	43074
	II	37958	89.3	3666	8.6	873	2.1	14	0.0	42511
	ukupno - total	75670	88.4	8108	9.5	1693	2.0	113	0.1	85585
Mart - March	I	45877	87.5	5454	10.4	995	1.9	126	0.2	52453
	II	46384	89.3	4479	8.6	1067	2.1	17	0.0	51947
	ukupno - total	92305	88.4	9891	9.5	2066	2.0	138	0.1	104400
April - April	I	52309	87.5	6219	10.4	1135	1.9	144	0.2	59807
	II	51958	89.3	5018	8.6	1195	2.1	19	0.0	58189
	ukupno - total	104326	88.4	11179	9.5	2335	2.0	156	0.1	117996
Maj - May	I	52604	87.5	6254	10.4	1141	1.9	145	0.2	60144
	II	54173	89.3	5232	8.6	1246	2.1	20	0.0	60670
	ukupno - total	106818	88.4	11446	9.5	2390	2.0	160	0.1	120814
Juni - June	I	51849	87.5	6164	10.4	1125	1.9	143	0.2	59281
	II	52558	89.3	5076	8.6	1209	2.1	19	0.0	58862
	ukupno - total	104456	88.4	11193	9.5	2338	2.0	156	0.1	118143
Juli - July	I	64881	87.5	7714	10.4	1408	1.9	179	0.2	74180
	II	64421	89.3	6221	8.6	1481	2.1	23	0.0	72147
	ukupno - total	129375	88.4	13863	9.5	2895	2.0	194	0.1	146327
Avgust - August	I	61997	87.5	7371	10.4	1345	1.9	171	0.2	70884
	II	63450	89.3	6127	8.6	1459	2.1	23	0.0	71060
	ukupno - total	125499	88.4	13448	9.5	2809	2.0	188	0.1	141944
Septembar - September	I	49530	87.5	5889	10.4	1075	1.9	136	0.2	56630
	II	50089	89.3	4837	8.6	1152	2.1	18	0.0	56096
	ukupno - total	99667	88.4	10680	9.5	2230	2.0	149	0.1	112726
Oktobar - October	I	51437	87.5	6115	10.4	1116	1.9	142	0.2	58810
	II	51306	89.3	4955	8.6	1180	2.1	19	0.0	57459
	ukupno - total	102799	88.4	11015	9.5	2301	2.0	154	0.1	116269
Novembar - November	I	44525	87.5	5294	10.4	966	1.9	123	0.2	50908
	II	45677	89.3	4411	8.6	1050	2.1	17	0.0	51155
	ukupno - total	90239	88.4	9669	9.5	2019	2.0	135	0.1	102062
Decembar - December	I	43243	87.5	5141	10.4	938	1.9	119	0.2	49441
	II	42317	89.3	4087	8.6	973	2.1	15	0.0	47392
	ukupno - total	85615	88.4	9174	9.5	1916	2.0	128	0.1	96833
Ukupno (godišnje) - Total (annual)	I	592288	87.5	70416	10.4	12850	1.9	1630	0.2	677184
	II	597791	89.3	57729	8.6	13747	2.1	217	0.0	669484
	ukupno - total	1190657	88.4	127585	9.5	26646	2.0	1781	0.1	1346668
Prosjek (PGDS) - Average (AADT)	I	1623	85.9	193	11.1	35	2.7	4	0.3	1855
	II	1638	86.6	158	10.4	38	3.0	1	0.0	1834
	ukupno - total	3262	88.4	350	9.5	73	2.0	5	0.1	3689

**BRONANJE VOZILA NA MREŽI PUTEVA U REPUBLICI SRPSKOJ – 2015. GODINA**  
**VEHICLE COUNTING ON THE ROAD NETWORK OF THE REPUBLIC OF SRPSKA – YEAR 2015**

**SAOBRAĆAJNI POKAZATELJI**

000003

Svodna / 5+417,00

M 4 / Blagaj - Dragotinja

Automatski brojač broj  
 Lokalizet / Stacionaža [km+m]

Broj puta / Dionica

Mjesec	Smjer	minimalni čas		maksimalni čas		minimalni dan		maksimalni dan		dnevni prosjek (05-21 h)	noćni prosjek (21-05 h)	prosjek radnim danom	prosjek vikendom	ljetni prosjek
		datum/dan	čas	voz/h	voz/dan	datum/dan	voz/dan	voz/dan	voz/dan					
Januar	I	7/srijeda	1	2	19/ponedjeljak	10	160	17/subota	981	1766	1230	115	740	605
	II	21/srijeda	2	0	2/petak	14	156	6/utorak	931	1706	1257	101	726	632
	I+II	7/srijeda	4	4	19/ponedjeljak	11	299	6/utorak	1927	3445	2487	215	1465	1237
Februar	I	16/ponedjeljak	0	1	26/četvrtak	13	164	24/utorak	989	1901	1417	125	1129	413
	II	11/srijeda	3	0	22/nedjelja	15	186	24/utorak	997	1805	1415	107	1091	430
	I+II	24/utorak	1	2	20/petak	14	302	24/utorak	1986	3706	2833	231	2220	844
Mart	I	28/subota	2	0	27/petak	14	184	8/nedjelja	1321	2074	1562	134	1245	451
	II	17/utorak	3	0	22/nedjelja	16	179	3/utorak	1539	1900	1567	112	1198	482
	I+II	28/subota	2	0	27/petak	14	325	8/nedjelja	2862	3969	3130	246	2443	933
April	I	13/ponedjeljak	1	2	30/četvrtak	16	247	26/nedjelja	1607	2856	1817	182	1315	683
	II	15/srijeda	2	0	13/ponedjeljak	16	313	20/ponedjeljak	1451	3072	1793	151	1268	676
	I+II	16/četvrtak	2	5	13/ponedjeljak	16	445	20/ponedjeljak	3167	5122	3610	333	2584	1359
Maj	I	4/ponedjeljak	1	3	15/petak	13	185	10/nedjelja	1596	2345	1739	206	1283	662
	II	5/utorak	3	1	3/nedjelja	16	234	1/petak	1629	2620	1783	179	1255	706
	I+II	3/srijeda	3	7	3/nedjelja	14	361	10/nedjelja	3302	4537	3522	385	2538	1369
Juni	I	3/srijeda	2	3	25/četvrtak	14	186	7/nedjelja	1604	2415	1777	204	1472	509
	II	2/utorak	2	0	28/nedjelja	16	211	21/nedjelja	1617	2258	1793	174	1428	539
	I+II	2/utorak	2	5	25/četvrtak	14	344	21/nedjelja	3302	4534	3570	378	2900	1048
Juli	I	2/četvrtak	1	5	24/petak	16	217	5/nedjelja	1815	3076	2087	312	1776	2399
	II	1/srijeda	1	3	25/subota	13	231	1/srijeda	1931	2816	2063	270	1710	2333
	I+II	17/srijeda	1	10	26/nedjelja	19	413	5/nedjelja	3755	5865	4149	582	3486	1246
Avgust	I	12/srijeda	2	4	16/nedjelja	19	237	30/nedjelja	1662	3209	2009	283	1535	757
	II	12/srijeda	2	3	22/subota	16	231	30/nedjelja	1768	2980	2046	252	1507	791
	I+II	12/srijeda	2	10	16/nedjelja	19	434	30/nedjelja	3430	6174	4055	535	3042	1547
Septembar	I	7/ponedjeljak	3	3	18/petak	15	197	13/nedjelja	1490	2544	1713	179	1415	477
	II	16/srijeda	1	0	21/ponedjeljak	16	191	9/srijeda	1695	2235	1721	153	1384	491
	I+II	8/utorak	2	7	11/petak	14	369	13/nedjelja	3186	4666	3434	332	2799	968
Oktobar	I	19/ponedjeljak	2	1	31/subota	10	226	18/nedjelja	1477	2372	1734	168	1376	526
	II	1/četvrtak	2	1	18/nedjelja	16	199	25/nedjelja	1669	2215	1721	137	1321	537
	I+II	7/srijeda	1	4	16/petak	15	362	25/nedjelja	3147	4471	3455	304	2696	1063
Novembar	I	4/srijeda	1	0	13/petak	14	182	8/nedjelja	1296	2064	1575	126	1230	471
	II	10/utorak	1	0	1/nedjelja	16	293	22/nedjelja	1464	2259	1605	104	1197	512
	I+II	10/utorak	1	1	1/nedjelja	16	435	8/nedjelja	2761	4057	3180	230	2427	984
Decembar	I	11/petak	1	0	25/petak	14	193	20/nedjelja	934	2210	1478	120	1239	359
	II	3/četvrtak	2	0	26/subota	14	188	20/nedjelja	866	2062	1428	104	1180	353
	I+II	17/četvrtak	2	3	25/petak	14	356	20/nedjelja	1800	4223	2907	225	2419	712
Godina	I	28.3/subota	2	0	30.4/četvrtak	16	247	20.12./nedjelja	934	3209	1680	180	1903	712
	II	21.1/srijeda	2	0	13.4/ponedjeljak	16	313	20.12./nedjelja	866	3072	1684	154	1844	1827
	I+II	28.3/subota	2	0	13.4/ponedjeljak	16	445	20.12./nedjelja	1800	6174	3364	334	3747	3590

**BROJANJE VOZILA NA MREŽI PUTEVA U REPUBLICI SRPSKOJ – 2015. GODINA**  
**VEHICLE COUNTING ON THE ROAD NETWORK OF THE REPUBLIC OF SRPSKA – YEAR 2015**

**TRAFFIC PARAMETERS**

000003

Svodna / 5+417,00

M 4 / Blagaj - Dragotinja

Automatic counter number

Location / Mileage [km+m]

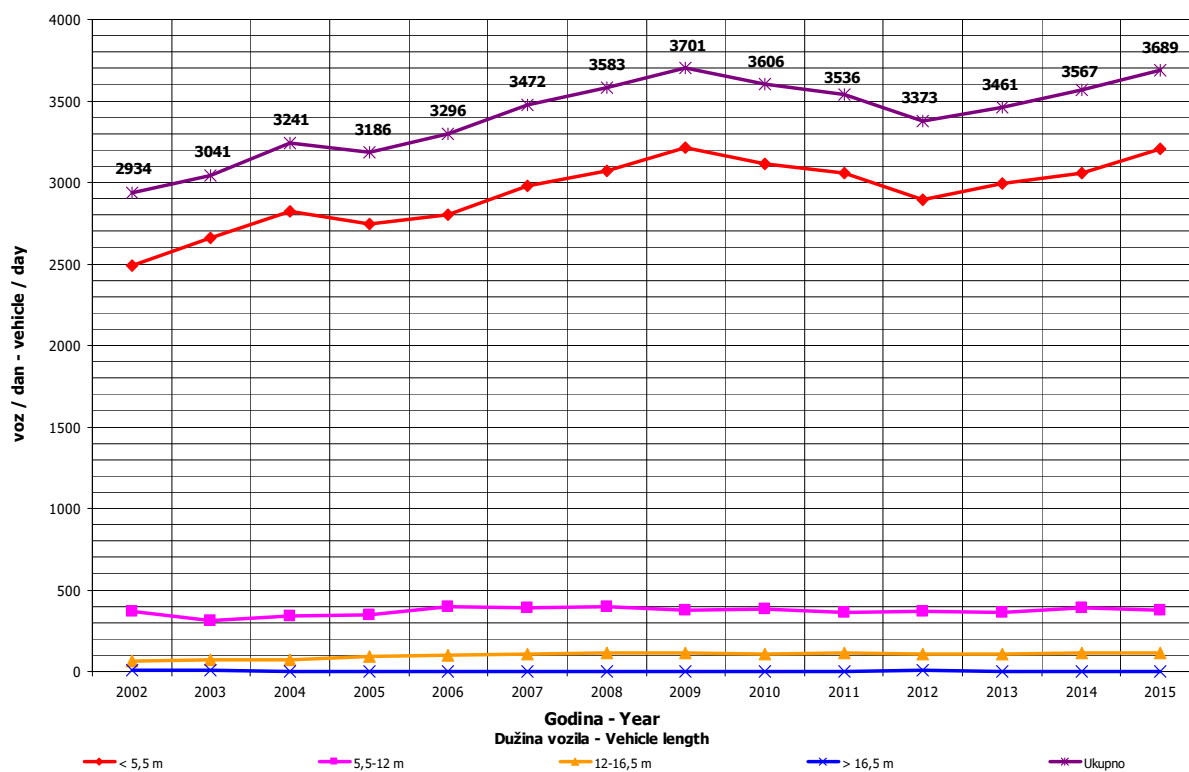
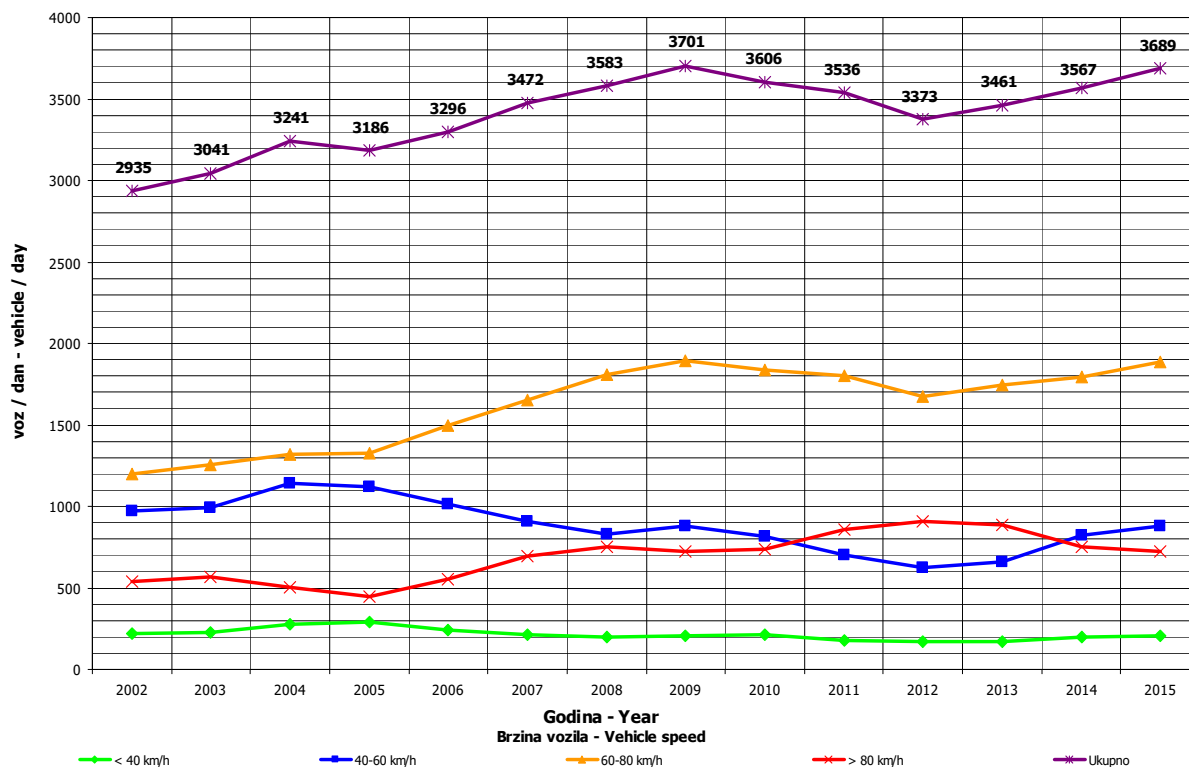
Road number / Section

Month	Direction	minimum hour		maximum hour		veh/h	date/day	hour	veh/h	minimum day		maximum day		day time average (5-21 h)	night average (21-05 h)	working day average	weekend average	summer average	
		date/day	hour	date/day	hour					date/day	hour	date/day	hour						
January	I	7/Wednesday	1	2	19/Monday	10	160	17/Saturday	981	30/Friday	1766	1230	115	740	605				
	II	21/Wednesday	2	0	2/Friday	14	156	6/Tuesday	931	4/Sunday	1706	1257	101	726	632				
	I+II	7/Wednesday	4	4	19/Monday	11	299	6/Tuesday	1927	30/Friday	3445	2487	215	1465	1237				
February	I	16/Monday	0	1	26/Thursday	13	164	24/Tuesday	989	27/Friday	1901	1417	125	1129	413				
	II	11/Wednesday	3	0	22/Sunday	15	186	24/Tuesday	997	27/Friday	1805	1415	107	1091	430				
	I+II	24/Tuesday	1	2	20/Friday	14	302	24/Tuesday	1986	27/Friday	3706	2833	231	2220	844				
March	I	28/Saturday	2	0	27/Friday	14	184	8/Sunday	1321	27/Friday	2074	1562	134	1245	451				
	II	17/Tuesday	3	0	22/Sunday	16	179	3/Tuesday	1539	20/Friday	1900	1567	112	1198	482				
	I+II	28/Saturday	2	0	27/Friday	14	325	8/Sunday	2862	20/Friday	3969	3130	246	2443	933				
April	I	13/Monday	1	2	30/Thursday	16	247	26/Sunday	1607	10/Friday	2856	1817	182	1315	683				
	II	15/Wednesday	2	0	13/Monday	16	313	20/Monday	1451	13/Monday	3072	1793	151	1268	676				
	I+II	16/Thursday	2	5	13/Monday	16	445	20/Monday	3167	10/Friday	5122	3610	333	2584	1359				
May	I	4/Monday	1	3	15/Friday	13	185	10/Sunday	1596	15/Friday	2345	1739	206	1283	662				
	II	5/Tuesday	3	1	3/Sunday	16	234	1/Friday	1629	3/Sunday	2620	1783	179	1255	706				
	I+II	5/Tuesday	3	7	3/Sunday	14	361	10/Sunday	3302	15/Friday	4537	3522	385	2538	1369				
June	I	3/Wednesday	2	3	25/Thursday	14	186	7/Sunday	1604	24/Wednesday	2415	1777	204	1472	509				1981
	II	2/Tuesday	2	0	28/Sunday	16	211	21/Sunday	1617	13/Saturday	2258	1793	174	1428	539				1967
	I+II	2/Tuesday	1	5	25/Thursday	14	344	21/Sunday	3302	24/Wednesday	4534	3570	378	2900	1048				3948
July	I	2/Thursday	2	5	24/Friday	16	217	5/Sunday	1815	25/Saturday	3076	2087	312	1776	623				2399
	II	1/Wednesday	1	3	25/Saturday	13	231	1/Wednesday	1931	31/Friday	2816	2063	270	1710	623				2333
	I+II	1/Wednesday	1	10	26/Sunday	19	413	5/Sunday	3755	25/Saturday	5865	4149	582	3486	1246				4732
August	I	17/Monday	2	4	16/Sunday	19	237	30/Sunday	1662	1/Saturday	3209	2009	283	1535	757				2292
	II	12/Wednesday	2	3	22/Saturday	16	231	30/Sunday	1768	2/Sunday	2980	2046	252	1507	791				2298
	I+II	12/Wednesday	2	10	16/Sunday	19	434	30/Sunday	3430	1/Saturday	6174	4055	535	3042	1547				4590
September	I	7/Monday	3	3	18/Friday	15	197	13/Sunday	1490	18/Friday	2544	1713	179	1415	477				1892
	II	16/Wednesday	1	0	21/Monday	16	191	9/Wednesday	1695	21/Monday	2235	1721	153	1384	491				1874
	I+II	8/Tuesday	2	7	11/Friday	14	369	13/Sunday	3186	18/Friday	4666	3434	332	2799	968				3767
October	I	19/Monday	2	1	31/Saturday	10	226	18/Sunday	1477	30/Friday	2372	1734	168	1376	526				
	II	1/Thursday	2	1	18/Sunday	16	199	25/Sunday	1669	9/Friday	2215	1721	137	1321	537				
	I+II	7/Wednesday	1	4	16/Friday	15	362	25/Sunday	3147	9/Friday	4471	3455	304	2696	1063				
November	I	4/Wednesday	1	0	13/Friday	14	182	8/Sunday	1296	13/Friday	2064	1575	126	1230	471				
	II	10/Tuesday	1	0	1/Sunday	16	293	22/Sunday	1464	1/Sunday	2259	1605	104	1197	512				
	I+II	10/Tuesday	1	1	1/Sunday	16	435	8/Sunday	2761	1/Sunday	4057	3180	230	2427	984				
December	I	11/Friday	1	0	25/Friday	14	193	20/Sunday	934	24/Thursday	2210	1478	120	1239	359				
	II	3/Thursday	2	0	26/Saturday	14	188	30/Wednesday	866	30/Wednesday	2062	1428	104	1180	353				
	I+II	17/Thursday	2	3	25/Friday	14	356	20/Sunday	1800	30/Wednesday	4223	2907	225	2419	712				
Year	I	28.3./Saturday	2	0	30.4./Thursday	16	247	20.12./Sunday	934	1.8./Saturday	3209	1680	180	1903	763				2144
	II	21.1./Wednesday	2	0	13.4./Monday	16	313	20.12./Sunday	866	13.4./Monday	3072	1684	154	1844	1827				2121
	I+II	28.3./Saturday	2	0	13.4./Monday	16	445	20.12./Sunday	1800	1.8./Saturday	6174	3364	334	3747	3590				4265

## GODIŠNJA NERAVNOMJERNOST SAOBRAĆAJNOG TOKA TRAFFIC FLOW ANNUAL VARIATION

Automatski brojač broj - Automatic counter number  
 Lokalizet - Location / Stacionaža - Mileage [km+m]  
 Broj puta - Road number / Dionica - Section

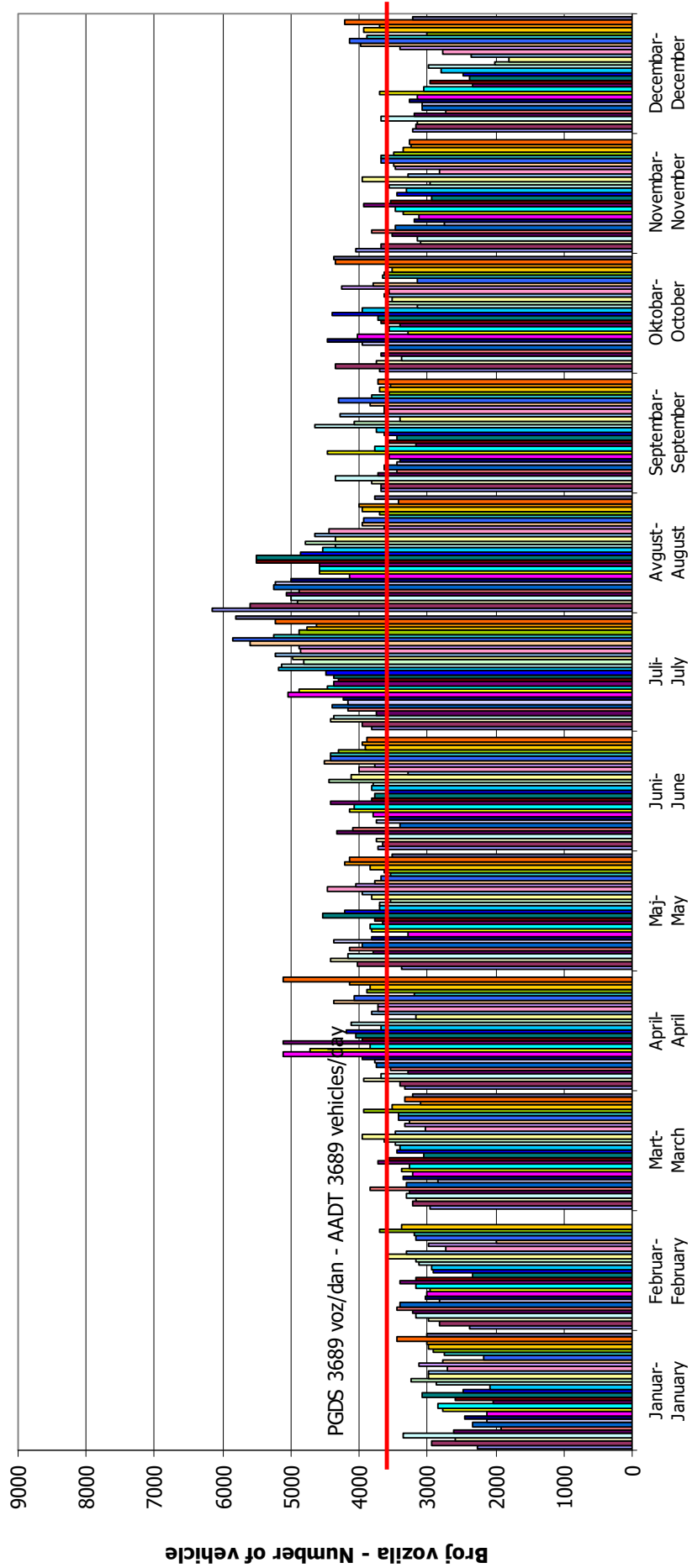
000003  
 Svodna / 5+417,00  
 M 4 / Blagaj - Dragotinja



**DNEVNA NERAVNOMJERNOST SAOBRAĆAJNOG TOKA**  
**TRAFFIC FLOW DAILY VARIATION**

Automatski brojač broj - Automatic counter number  
 Lokalizet - Location / Stacionaža - Mileage [km+tm]  
 Broj puta - Road number/ Dionica - Section

000003  
 Svodna / 5+417,00  
 M 4 / Blagaj - Dragotinja



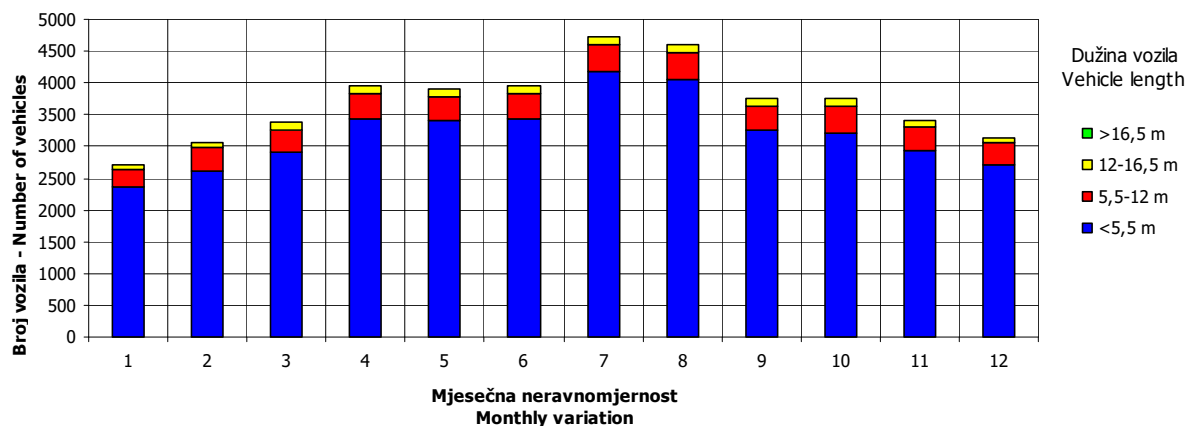
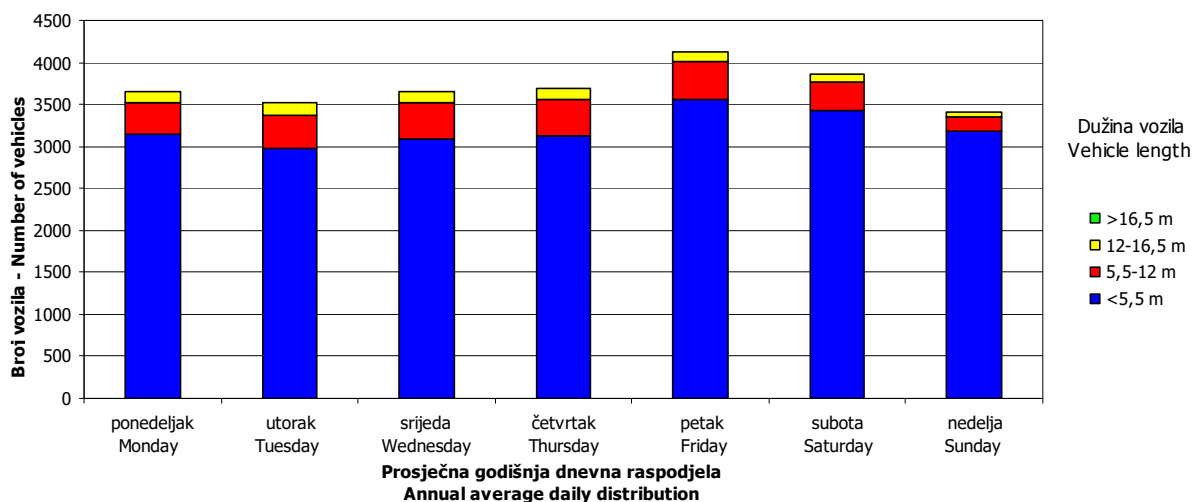
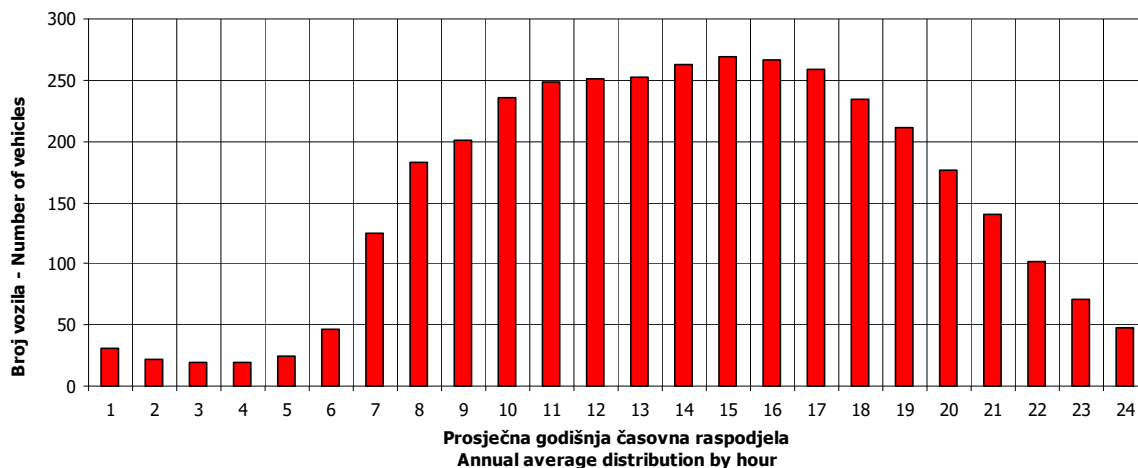
**Dani / Mjeseci - Days / Months**

## VREMENSKA RASPODJELA SAOBRAĆAJNOG TOKA TRAFFIC FLOW TIME DISTRIBUTION

Automatski brojač broj - Automatic counter number  
 Lokalizet - Location / Stacionaža - Mileage [km+m]  
 Broj puta - Road number / Dionica - Section

000003  
 Svodna / 5+417,00  
 M 4 / Blagaj - Dragotinja

**PGDS 3689 voz/dan    AADT 3689 veh/day**

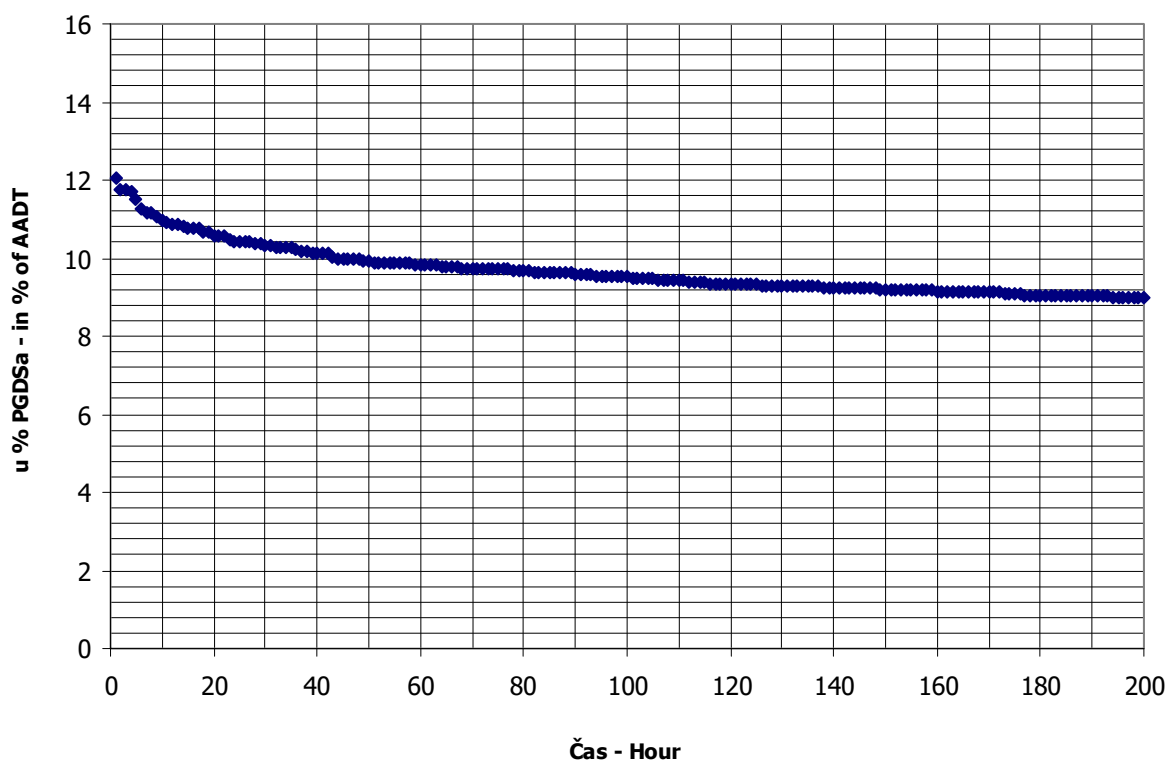




## SATNA DISTRIBUCIJA SAOBRAĆAJNOG TOKA TRAFFIC FLOW HOURLY DISTRIBUTION

Automatski brojač broj - Automatic counter number 000003  
 Lokalizet - Location / Stacionaža - Mileage [km+m] Svodna / 5+417,00  
 Broj puta - Road number / Dionica - Section M 4 / Blagaj - Dragotinja

<b>PGDS - AADT</b>	<b>3689 voz/dan - veh/day</b>							
Čas - Hour	Maksimalni vršni sat - Maximum peak hour	10	20	30	40	50	100	200
Sat u danu - Hour of day	16	18	15	9	18	13	17	14
Sat u godini - Hour in year	2464	4962	5103	5433	5466	2389	4913	4646
Dan - Day of week	ponedeljak - Monday	nedelja - Sunday	subota - Saturday	subota - Saturday	nedelja - Sunday	petak - Friday	petak - Friday	ponedeljak - Monday
Datum - Date	13	26	1	15	16	10	24	13
Mjesec - Month	april - April	juli - July	avgust - August	avgust - August	avgust - August	april - April	juli - July	juli - July
Vrijednost - Value	445	404	391	381	375	366	351	332
% - percent	12.03	10.92	10.57	10.30	10.14	9.90	9.49	8.98



**BROJANJE VOZILA NA MREŽI PUTEVA U REPUBLICI SRPSKOJ – 2015. GODINA**  
**VEHICLE COUNTING ON THE ROAD NETWORK OF THE REPUBLIC OF SRPSKA – YEAR 2015**

**MJESEČNI BROJ VOZILA**  
**MONTHLY NUMBER OF VEHICLES**

Automatski brojač broj - Automatic counter number  
 Lokalizet - Location / Stacionaža - Mileage [km+m]  
 Broj puta - Road number / Dionica - Section

000004  
 Rudice / 11+851,00  
 M 14 / granica / border RS (Otoka) - Novi Grad 1

	Mjesec - Month											
	Januar- January	Februar- February	Mart- March	April- April	Maj- May	Jun- June	Jul- July	August- August	Septembar- September	Oktobar- October	Novembar- November	Decembar- December
1	1911	1663	2285	2867	3849	3172	3690	5479	3006	2975	2538	2475
2	2494	2400	2756	3024	4392	3195	3650	4639	3774	3493	2774	2533
3	3052	2397	2703	3136	3190	3299	3719	4259	3805	3413	2589	2381
4	2425	2413	2800	2959	3055	3322	4263	4343	3816	2807	2715	2672
5	1778	2286	2882	2260	3436	3781	3121	4499	3813	3085	2725	2713
6	2485	2963	3156	2799	3711	3648	3384	4256	3344	2887	3325	1813
7	2166	2504	2959	2793	3167	2915	3874	4520	3324	3147	3435	2415
8	2707	1735	2467	3137	4069	3276	3459	4683	3063	3047	2677	2278
9	2707	2260	2788	3104	3576	3064	3747	4039	3244	3213	3044	2665
10	2723	2021	2759	3488	2566	3510	3888	3990	3184	3210	2575	2598
11	2095	1748	2972	3303	3437	3499	4024	3792	3483	2639	3245	2727
12	2039	2033	2491	2724	3186	3852	3884	3994	3502	2996	2997	2640
13	2228	2557	3001	3097	3572	3936	3905	4038	2942	2878	3218	2160
14	2454	2194	2672	3198	3500	3111	3962	4471	3132	3172	3222	2393
15	2644	1900	2188	3500	3908	3385	3908	4748	3084	3085	2643	2425
16	1967	2325	2753	3540	3607	3320	3908	3865	3140	3547	2711	2606
17	2018	2287	2767	3780	2978	3545	4444	3689	3196	3426	2631	2490
18	1810	2476	3004	3476	3698	3527	5043	3586	3587	2625	2847	2815
19	2406	2230	2887	2742	3280	4028	4573	3600	3478	3031	2608	2575
20	2522	2552	3175	3349	3446	4348	3969	3599	3161	2933	2752	2158
21	2561	1993	3128	3215	3327	3285	3999	3831	3012	3070	2563	2238
22	2343	1517	2285	3432	3682	3791	4193	4072	2770	2909	1986	2126
23	2361	2292	2644	3366	3330	3685	4349	3739	3043	2950	2399	2428
24	2196	2390	2278	3927	2618	3731	5092	3533	3208	2914	2331	2302
25	1727	2616	2819	3956	3261	3732	5127	3536	3320	2306	2306	2808
26	2337	2577	3140	2961	3199	4322	4316	3707	3395	2692	2314	2711
27	2230	2977	3785	3885	3575	3889	4088	3682	2831	2774	2539	2076
28	2406	2870	3114	4476	3603	3080	3993	4045	2972	2816	2383	2238
29	2476		2604	3277	3889	3688	4308	4316	2975	2833	1751	2126
30	2833		3310	3635	3480	3638	4247	3519	3031	3271	2268	2189
31	2656		2711		2850		4732	3558		3260		2610
Ukupno- Total	72757	64176	87283	98406	106437	106574	126859	125627	97635	93404	80111	75384
Prosje- Average	2347	2292	2816	3280	3433	3552	4092	4052	3255	3013	2670	2432
Godšnji prosjek (PGDS) - Annual average (AADT)												3110

**BROJANJE VOZILA NA MREŽI PUTEVA U REPUBLICI SRPSKOJ – 2015. GODINA**  
**VEHICLE COUNTING ON THE ROAD NETWORK OF THE REPUBLIC OF SRPSKA – YEAR 2015**

**STRUKTURA SAOBRAĆAJNOG TOKA**  
**TRAFFIC FLOW COMPOSITION**

Automatski brojač broj - Automatic counter number 000004  
 Lokalitet - Location / Stacionaža - Mileage [km+m] Rudice / 11+851,00  
 Broj puta - Road number / Dionica - Section M 14 / granica / border RS (Otoka) - Novi Grad 1

Mjesec - Month	Smjer - Direction	Dužina vozila - Vehicle length								Ukupno - Total
		< 5,5 m	(%)	5,5 - 12 m	(%)	12 - 16,5 m	(%)	< 16,5 m	(%)	
Januar - January	I	31824	87.5	3783	10.4	690	1.9	88	0.2	36385
	II	32477	89.3	3136	8.6	747	2.1	12	0.0	36372
	ukupno - total	64328	88.4	6893	9.5	1440	2.0	96	0.1	72757
Februar - February	I	27835	87.5	3309	10.4	604	1.9	77	0.2	31824
	II	28887	89.3	2790	8.6	664	2.1	10	0.0	32352
	ukupno - total	56741	88.4	6080	9.5	1270	2.0	85	0.1	64176
Mart - March	I	37761	87.5	4489	10.4	819	1.9	104	0.2	43174
	II	39386	89.3	3804	8.6	906	2.1	14	0.0	44109
	ukupno - total	77171	88.4	8269	9.5	1727	2.0	115	0.1	87283
April - April	I	42155	87.5	5012	10.4	915	1.9	116	0.2	48198
	II	44832	89.3	4329	8.6	1031	2.1	16	0.0	50208
	ukupno - total	87006	88.4	9323	9.5	1947	2.0	130	0.1	98406
Maj - May	I	46230	87.5	5496	10.4	1003	1.9	127	0.2	52856
	II	47843	89.3	4620	8.6	1100	2.1	17	0.0	53581
	ukupno - total	94106	88.4	10084	9.5	2106	2.0	141	0.1	106437
Juni - June	I	46005	87.5	5469	10.4	998	1.9	127	0.2	52599
	II	48195	89.3	4654	8.6	1108	2.1	17	0.0	53975
	ukupno - total	94227	88.4	10097	9.5	2109	2.0	141	0.1	106574
Juli - July	I	54753	87.5	6509	10.4	1188	1.9	151	0.2	62601
	II	57377	89.3	5541	8.6	1319	2.1	21	0.0	64258
	ukupno - total	112162	88.4	12019	9.5	2510	2.0	168	0.1	126859
Avgust - August	I	55055	87.5	6545	10.4	1194	1.9	152	0.2	62946
	II	55968	89.3	5405	8.6	1287	2.1	20	0.0	62681
	ukupno - total	111073	88.4	11902	9.5	2486	2.0	166	0.1	125627
Septembar - September	I	42492	87.5	5052	10.4	922	1.9	117	0.2	48583
	II	43799	89.3	4230	8.6	1007	2.1	16	0.0	49052
	ukupno - total	86324	88.4	9250	9.5	1932	2.0	129	0.1	97635
Oktobar - October	I	40463	87.5	4811	10.4	878	1.9	111	0.2	46262
	II	42093	89.3	4065	8.6	968	2.1	15	0.0	47142
	ukupno - total	82583	88.4	8849	9.5	1848	2.0	124	0.1	93404
Novembar - November	I	34865	87.5	4145	10.4	756	1.9	96	0.2	39862
	II	35939	89.3	3471	8.6	826	2.1	13	0.0	40249
	ukupno - total	70830	88.4	7590	9.5	1585	2.0	106	0.1	80111
Decembar - December	I	32325	87.5	3843	10.4	701	1.9	89	0.2	36959
	II	34311	89.3	3313	8.6	789	2.1	12	0.0	38425
	ukupno - total	66651	88.4	7142	9.5	1492	2.0	100	0.1	75384
Ukupno (godišnje) - Total (annual)	I	491761	87.5	58465	10.4	10669	1.9	1353	0.2	562248
	II	511108	89.3	49358	8.6	11753	2.1	186	0.0	572405
	ukupno - total	1003203	88.4	107498	9.5	22451	2.0	1501	0.1	1134653
Prosjek (PGDS) - Average (AADT)	I	1347	85.9	160	11.1	29	2.7	4	0.3	1540
	II	1400	86.6	135	10.4	32	3.0	1	0.0	1568
	ukupno - total	2749	88.4	295	9.5	62	2.0	4	0.1	3110

**BRONANJE VOZILA NA MREŽI PUTEVA U REPUBLICI SRPSKOJ – 2015. GODINA**  
**VEHICLE COUNTING ON THE ROAD NETWORK OF THE REPUBLIC OF SRPSKA – YEAR 2015**

**SAO BRAČAJNI POKAZATELJI**

Automatski brojač broj  
 Lokalizet / Stacionaža [km+m]  
 Broj puta / Dionica

000004

Rudice / 11 +851,00

M 14 / granica / border RS (Otoka) - Novi Grad 1

Mjesec	Smjer	minimalni čas		maksimalni čas		minimalni dan		maksimalni dan		dnevni prosjek (05-21 h)	noćni prosjek (21-05 h)	prosjek radnim danom	prosjek vikendom	ljetni prosjek
		datum/dan	čas	voz/h	voz/h	datum/dan	voz/dan	datum/dan	voz/dan					
Januar	I	7/srijeda	2	1	8/četvrtak	9	131	25/nedjelja	898	1094	80	608	566	
	II	7/srijeda	2	0	3/subota	14	177	25/subota	829	1052	122	613	561	
	I+II	7/srijeda	2	1	3/subota	14	274	25/nedjelja	1727	2145	202	1221	1126	
Februar	I	10/utorak	2	0	27/petak	9	151	22/nedjelja	813	1069	67	840	296	
	II	3/utorak	2	0	6/petak	14	146	22/nedjelja	704	1059	97	867	289	
	I+II	3/utorak	2	1	6/petak	14	255	22/nedjelja	1517	2127	165	1707	585	
Mart	I	16/ponedjeljak	1	1	30/ponedjeljak	11	146	15/nedjelja	1086	1308	84	1010	382	
	II	3/utorak	2	0	27/petak	14	170	15/nedjelja	1102	1304	119	1041	383	
	I+II	17/utorak	2	2	27/petak	13	304	15/nedjelja	2188	2613	203	2051	765	
April	I	8/srijeda	1	0	29/srijeda	20	161	5/nedjelja	1147	1478	129	1097	509	
	II	1/srijeda	2	0	29/srijeda	10	213	5/nedjelja	1113	1515	159	1151	523	
	I+II	8/srijeda	2	3	28/utorak	11	330	5/nedjelja	2260	2992	288	2248	1032	
Maj	I	28/četvrtak	3	1	2/subota	10	168	10/nedjelja	1334	1556	150	1112	593	
	II	8/petak	3	0	29/petak	15	218	10/nedjelja	1232	1544	184	1146	582	
	I+II	8/petak	2	1	2/subota	11	349	10/nedjelja	2566	3099	334	2288	1175	
Juni	I	3/srijeda	2	1	6/subota	15	194	7/nedjelja	1475	1567	186	1281	472	1753
	II	1/ponedjeljak	3	1	27/subota	15	176	28/nedjelja	1392	1591	208	1331	469	1800
	I+II	2/utorak	2	4	20/subota	10	330	7/nedjelja	2915	3168	394	2612	940	3552
Juli	I	6/ponedjeljak	2	3	19/nedjelja	18	217	5/nedjelja	1637	1755	254	1464	555	2019
	II	8/srijeda	2	1	18/subota	17	228	5/nedjelja	1484	1799	275	1521	553	2073
	I+II	6/ponedjeljak	2	7	24/petak	15	400	5/nedjelja	3121	3563	529	2984	1108	4092
Avgust	I	3/ponedjeljak	2	3	1/subota	11	217	25/utorak	1767	1775	255	1323	707	2030
	II	4/utorak	3	2	1/subota	13	224	30/nedjelja	1588	1772	251	1339	684	2023
	I+II	12/srijeda	3	8	1/subota	12	385	30/nedjelja	3519	3547	506	2662	1390	4052
Septembar	I	1/utorak	3	1	13/nedjelja	18	163	22/utorak	1375	1477	143	1171	449	1619
	II	7/ponedjeljak	2	1	26/subota	18	179	27/nedjelja	1322	1473	162	1202	434	1635
	I+II	28/ponedjeljak	2	3	18/petak	15	282	22/utorak	2770	2950	305	2372	882	3255
Oktobar	I	26/ponedjeljak	1	0	17/subota	13	168	25/nedjelja	1195	1379	113	1062	430	
	II	16/petak	3	0	16/petak	15	150	25/nedjelja	1111	1382	139	1093	428	
	I+II	5/ponedjeljak	2	4	17/subota	13	291	25/nedjelja	2306	2761	252	2155	858	
Novembar	I	10/utorak	3	1	11/srijeda	11	163	29/nedjelja	905	1233	96	939	390	
	II	5/četvrtak	4	0	14/subota	16	162	29/nedjelja	846	1214	128	958	383	
	I+II	9/ponedjeljak	3	3	13/petak	15	281	29/nedjelja	1751	2447	223	1897	773	
Decembar	I	9/srijeda	2	0	9/srijeda	15	123	30/srijeda	871	1118	74	893	299	
	II	2/srijeda	2	0	10/četvrtak	14	146	6/nedjelja	881	1133	107	931	309	
	I+II	9/srijeda	2	1	10/četvrtak	14	250	6/nedjelja	1813	2250	181	1824	608	
Godina	I	10.2./utorak	2	0	19.2./utorak	18	217	22.2./nedjelja	813	1404	136	1547	1526	1858
	II	7.1./srijeda	2	0	18.7./subota	17	228	22.2./nedjelja	704	1405	163	1594	1511	1885
	I+II	7.1./srijeda	2	1	24.7./petak	15	400	22.2./nedjelja	1517	2809	300	3141	3037	3743

**BROJANJE VOZILA NA MREŽI PUTEVA U REPUBLICI SRPSKOJ – 2015. GODINA**  
**VEHICLE COUNTING ON THE ROAD NETWORK OF THE REPUBLIC OF SRPSKA – YEAR 2015**

**TRAFFIC PARAMETERS**

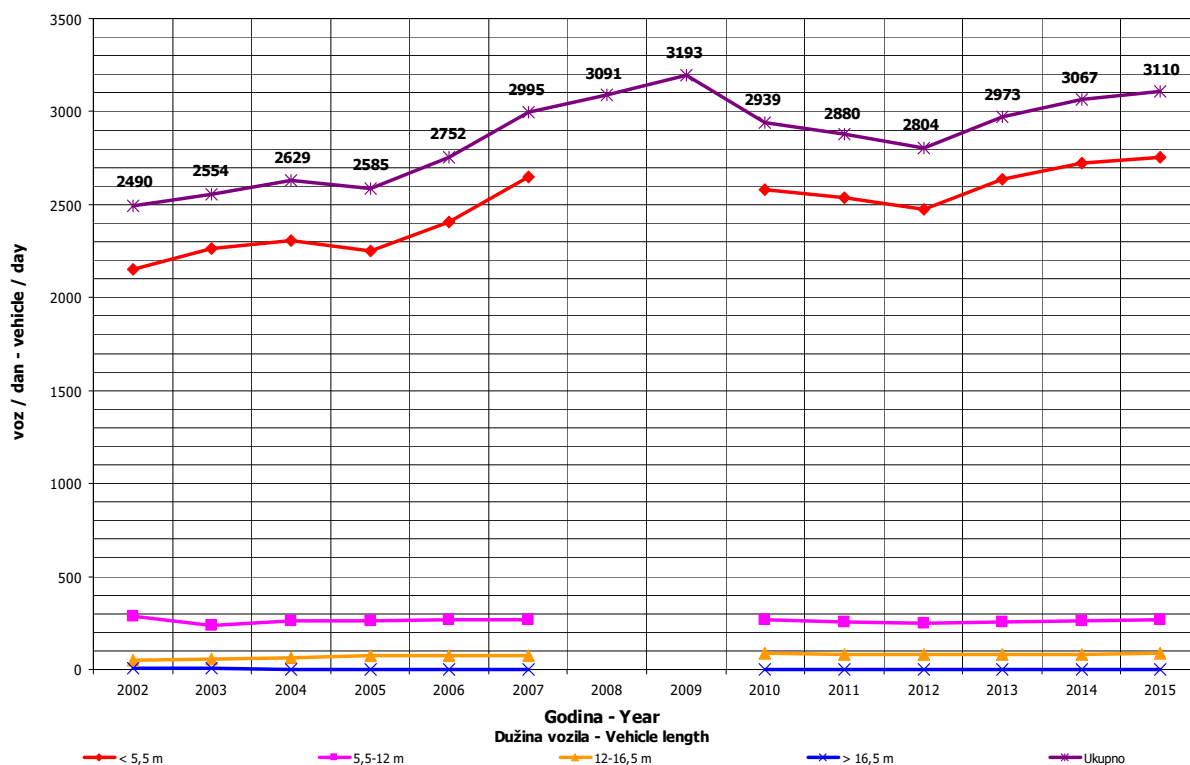
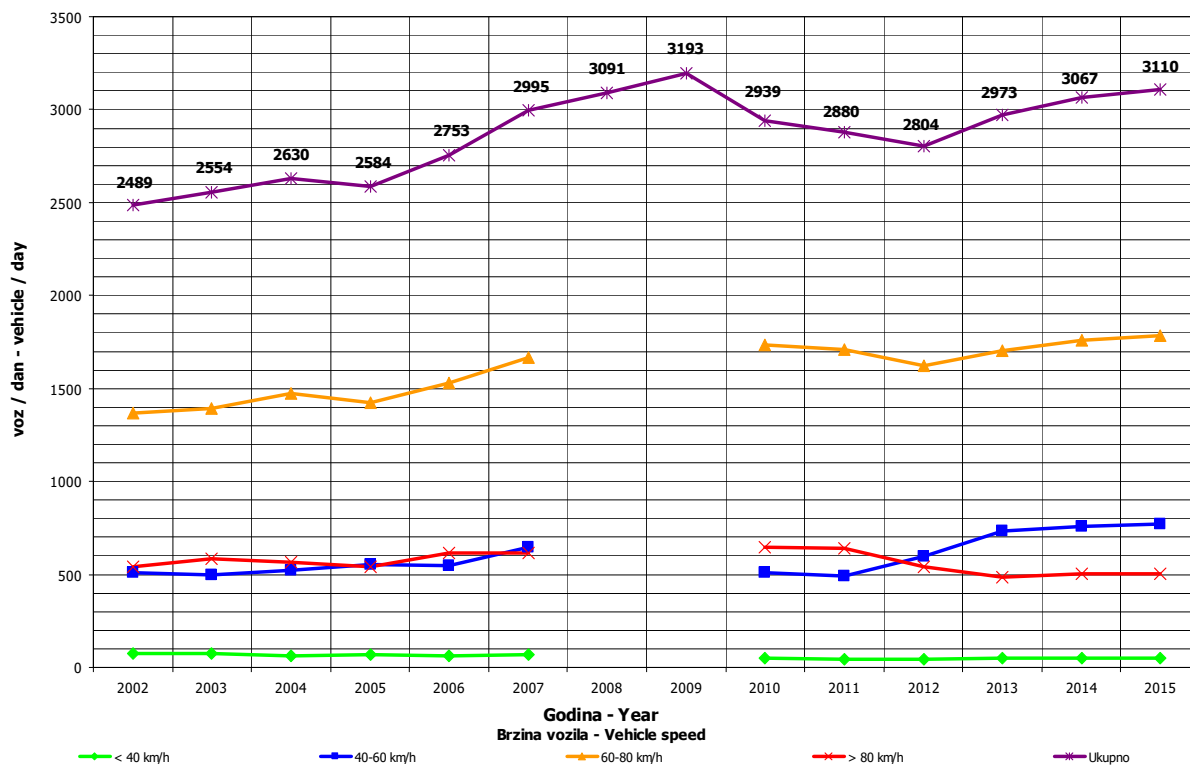
Automatic counter number 000004  
 Location / Mileage [km+m] Rudice / 11 +851,00  
 Road number / Section M 14 / granica / border RS (Otoka) - Novi Grad 1

Month	Direction	minimum hour		maximum hour		veh/h	date/day	veh/day	minimum day		maximum day		day time average (5-21 h)	night average (21-05 h)	working day average	weekend average	summer average
		date/day	hour	date/day	hour				date/day	veh/day	date/day	veh/day					
January	I	7/Wednesday	2	8/Thursday	9	131	25/Sunday	898	25/Sunday	1523	3/Saturday	1094	80	608	566		
	II	7/Wednesday	2	3/Saturday	14	177	25/Sunday	829	25/Sunday	1529	3/Saturday	1052	122	613	561		
	I+II	7/Wednesday	2	3/Saturday	14	274	25/Sunday	1727	25/Sunday	3052	3/Saturday	2145	202	1221	1126		
February	I	10/Tuesday	2	27/Friday	9	151	22/Sunday	813	22/Sunday	1449	27/Friday	1069	67	840	296		
	II	3/Tuesday	2	6/Friday	14	146	22/Sunday	704	22/Sunday	1537	6/Friday	1059	97	867	289		
	I+II	3/Tuesday	2	6/Friday	14	255	22/Sunday	1517	22/Sunday	2977	27/Friday	2127	165	1707	585		
March	I	16/Monday	1	30/Monday	11	146	15/Sunday	1086	15/Sunday	1787	27/Friday	1308	84	1010	382		
	II	3/Tuesday	2	27/Friday	14	170	15/Sunday	1102	15/Sunday	1998	27/Friday	1304	119	1041	383		
	I+II	17/Tuesday	2	27/Friday	13	304	15/Sunday	2188	15/Sunday	3785	27/Friday	2613	203	2051	765		
April	I	8/Wednesday	1	29/Wednesday	20	161	5/Sunday	1147	5/Sunday	2065	28/Tuesday	1478	129	1097	509		
	II	1/Wednesday	2	29/Wednesday	10	213	5/Sunday	1113	5/Sunday	2411	28/Tuesday	1515	159	1151	523		
	I+II	8/Wednesday	2	29/Wednesday	11	330	5/Sunday	2260	5/Sunday	4476	28/Tuesday	2992	288	2248	1032		
May	I	28/Thursday	3	2/Saturday	10	168	10/Sunday	1334	10/Sunday	2182	2/Saturday	1556	150	1112	593		
	II	8/Friday	3	29/Friday	15	218	10/Sunday	1232	10/Sunday	2210	2/Saturday	1544	184	1146	582		
	I+II	8/Friday	1	2/Saturday	11	349	10/Sunday	2566	10/Sunday	4392	2/Saturday	3099	334	2288	1175		
June	I	3/Wednesday	2	6/Saturday	15	194	7/Sunday	1475	7/Sunday	2089	20/Saturday	1567	186	1281	472	1753	
	II	1/Monday	3	27/Saturday	15	176	28/Sunday	1392	28/Sunday	2264	26/Friday	1591	208	1331	469	1800	
	I+II	2/Tuesday	2	20/Saturday	10	330	7/Sunday	2915	7/Sunday	4348	20/Saturday	3158	394	2612	940	3552	
July	I	6/Monday	2	19/Saturday	18	217	5/Sunday	1637	5/Sunday	2440	24/Friday	1765	254	1464	555	2019	
	II	8/Wednesday	2	18/Saturday	17	228	5/Sunday	1484	5/Sunday	2696	18/Saturday	1799	275	1521	553	2073	
	I+II	6/Monday	2	24/Friday	15	400	5/Sunday	3121	5/Sunday	5127	25/Saturday	3563	529	2984	1108	4092	
August	I	3/Monday	2	1/Saturday	11	217	25/Tuesday	1767	25/Tuesday	2701	1/Saturday	1775	255	1323	707	2030	
	II	4/Tuesday	3	1/Saturday	13	224	30/Sunday	1588	30/Sunday	2778	1/Saturday	1772	251	1339	684	2023	
	I+II	12/Wednesday	3	1/Saturday	12	385	30/Sunday	3519	30/Sunday	5479	1/Saturday	3547	506	2662	1390	4052	
September	I	1/Tuesday	3	13/Sunday	18	163	22/Tuesday	1375	22/Tuesday	1869	3/Thursday	1477	143	1171	449	1619	
	II	7/Monday	2	26/Saturday	18	179	27/Sunday	1322	27/Sunday	1983	4/Friday	1473	162	1202	434	1635	
	I+II	28/Monday	2	18/Friday	15	282	22/Tuesday	2770	22/Tuesday	3816	4/Friday	2950	305	2372	882	3255	
October	I	26/Monday	1	17/Saturday	13	168	25/Sunday	1195	25/Sunday	1724	17/Saturday	1379	113	1062	430		
	II	16/Friday	3	16/Friday	15	150	25/Sunday	1111	25/Sunday	1847	16/Friday	1382	139	1093	428		
	I+II	5/Monday	2	17/Saturday	13	291	25/Sunday	2306	25/Sunday	3547	16/Friday	2761	252	2155	858		
November	I	10/Tuesday	3	11/Wednesday	11	163	29/Sunday	905	29/Sunday	1722	7/Saturday	1233	96	939	390		
	II	5/Thursday	4	14/Saturday	16	162	29/Sunday	846	29/Sunday	1719	6/Friday	1214	128	958	383		
	I+II	9/Monday	3	13/Friday	15	281	29/Sunday	1751	29/Sunday	3435	7/Saturday	2447	223	1897	773		
December	I	9/Wednesday	2	9/Wednesday	15	123	30/Wednesday	871	30/Wednesday	1378	18/Friday	1118	74	893	299		
	II	2/Wednesday	2	10/Thursday	14	146	6/Sunday	881	6/Sunday	1474	18/Friday	1133	107	931	309		
	I+II	9/Wednesday	2	10/Thursday	14	250	6/Sunday	1813	6/Sunday	2815	18/Friday	2250	181	1824	608		
Year	I	10.2/Tuesday	2	19.7/Sunday	18	217	22.2/Sunday	813	22.2/Sunday	2701	1.8/Saturday	1404	136	1547	1526	1858	
	II	7.1/Wednesday	2	18.7/Saturday	17	228	22.2/Sunday	704	22.2/Sunday	2778	1.8/Saturday	1405	163	1594	1511	1885	
	I+II	7.1/Wednesday	2	24.7/Friday	15	400	22.2/Sunday	1517	22.2/Sunday	5479	1.8/Saturday	2809	300	3141	3037	3743	

## GODIŠNJA NERAVNOMJERNOST SAOBRAĆAJNOG TOKA TRAFFIC FLOW ANNUAL VARIATION

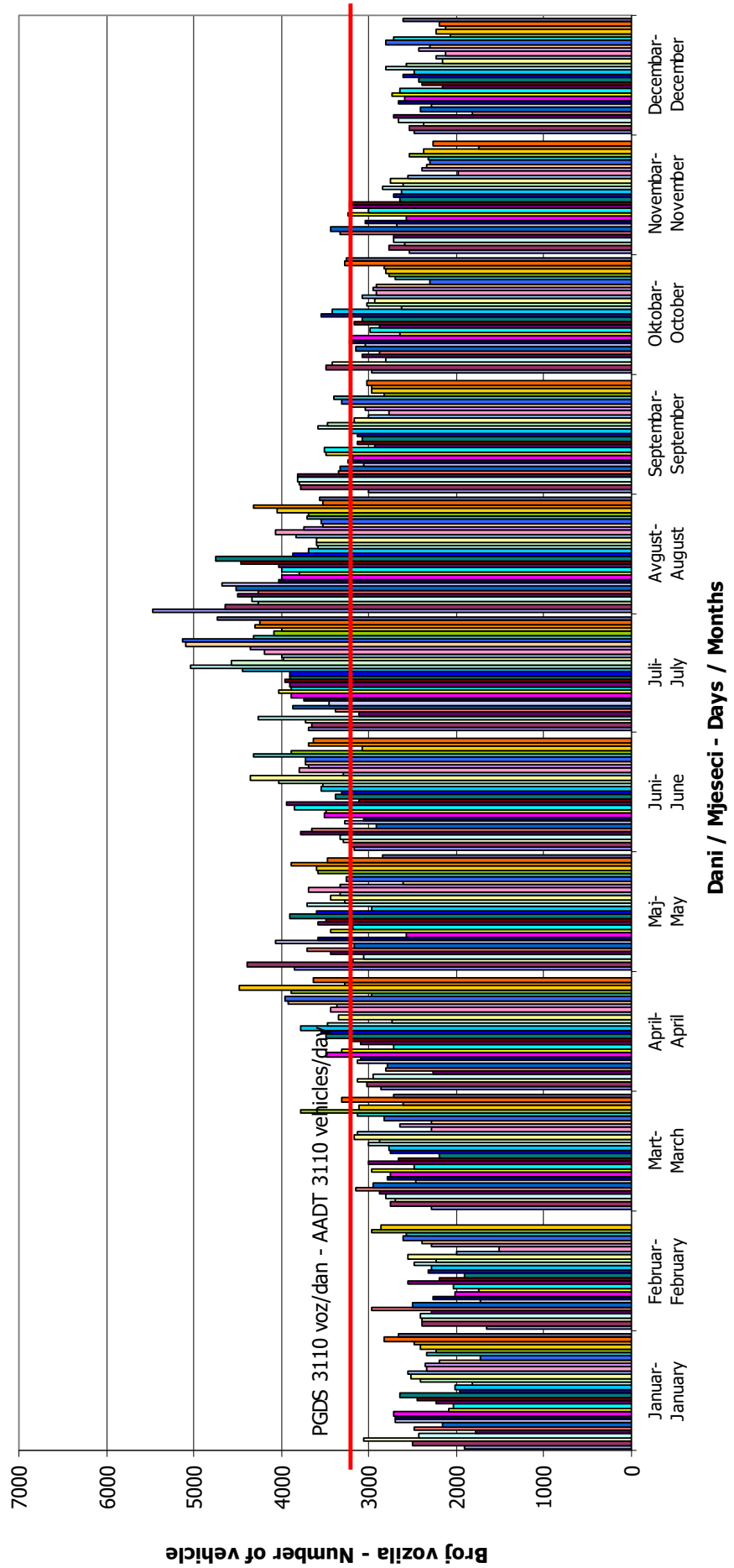
Automatski brojač broj - Automatic counter number  
 Lokalizet - Location / Stacionaža - Mileage [km+m]  
 Broj puta - Road number / Dionica - Section

000004  
 Rudice / 11+851,00  
 M 14 / granica / border RS (Otoka) - Novi Grad 1



**DNEVNA NERAVNOMJERNOST SAOBRAĆAJNOG TOKA  
 TRAFFIC FLOW DAILY VARIATION**

Automatski brojač broj - Automatic counter number 000004  
 Lokalizet - Location / Stacionaža - Mileage [km+tm] Rudice / 11+851,00  
 Broj puta - Road number/ Dionica - Section M 14 / granica / border RS (Otoka) - Novi Grad 1

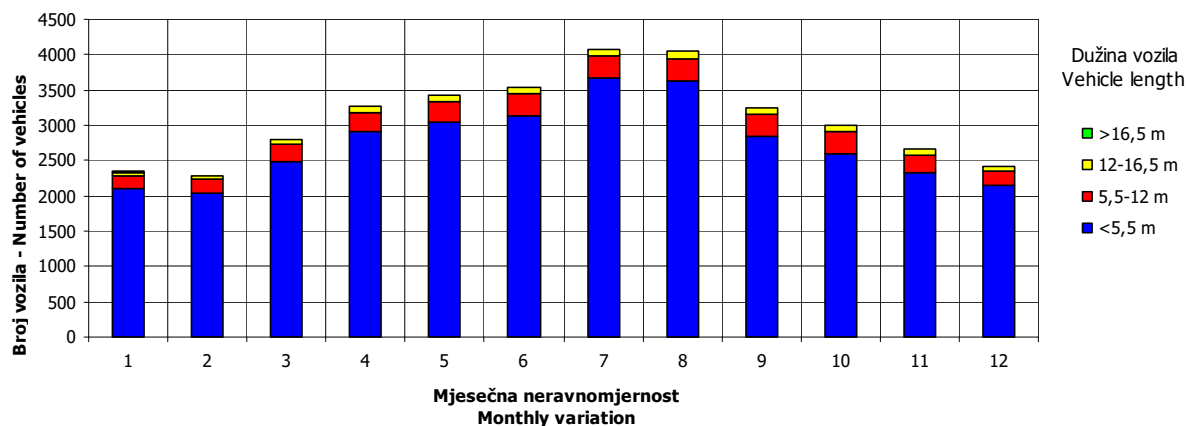
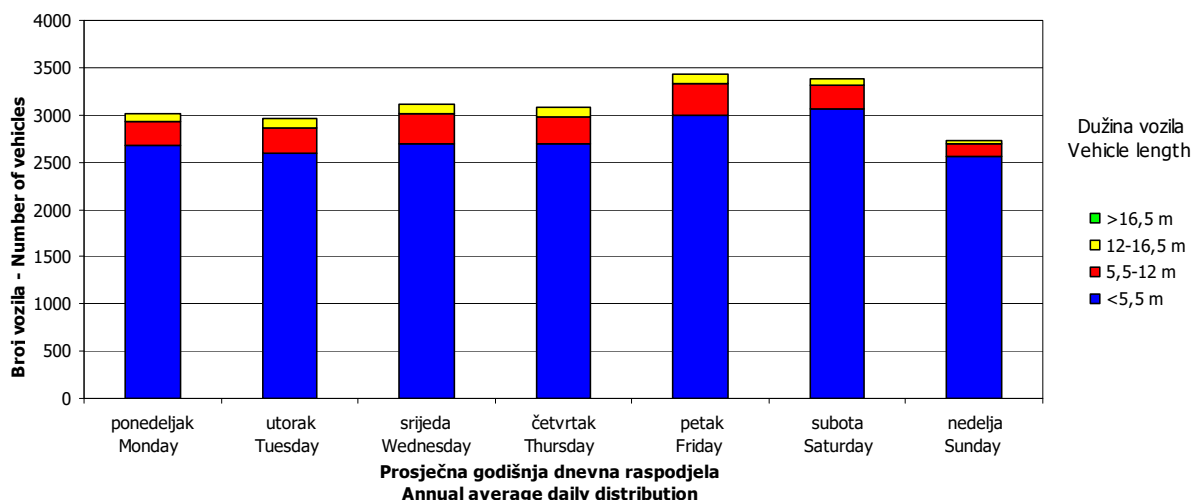
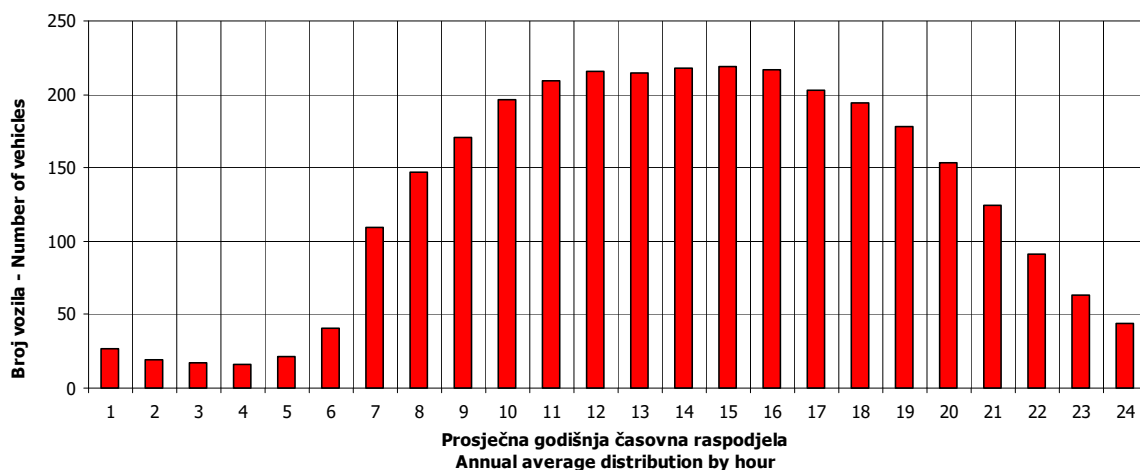


## VREMENSKA RASPODJELA SAOBRAĆAJNOG TOKA TRAFFIC FLOW TIME DISTRIBUTION

Automatski brojač broj - Automatic counter number  
 Lokalizet - Location / Stacionaža - Mileage [km+m]  
 Broj puta - Road number / Dionica - Section

000004  
 Rudice / 11+851,00  
 M 14 / granica / border RS (Otoka) - Novi Grad 1

**PGDS 3110 voz/dan      AADT 3110 veh/day**

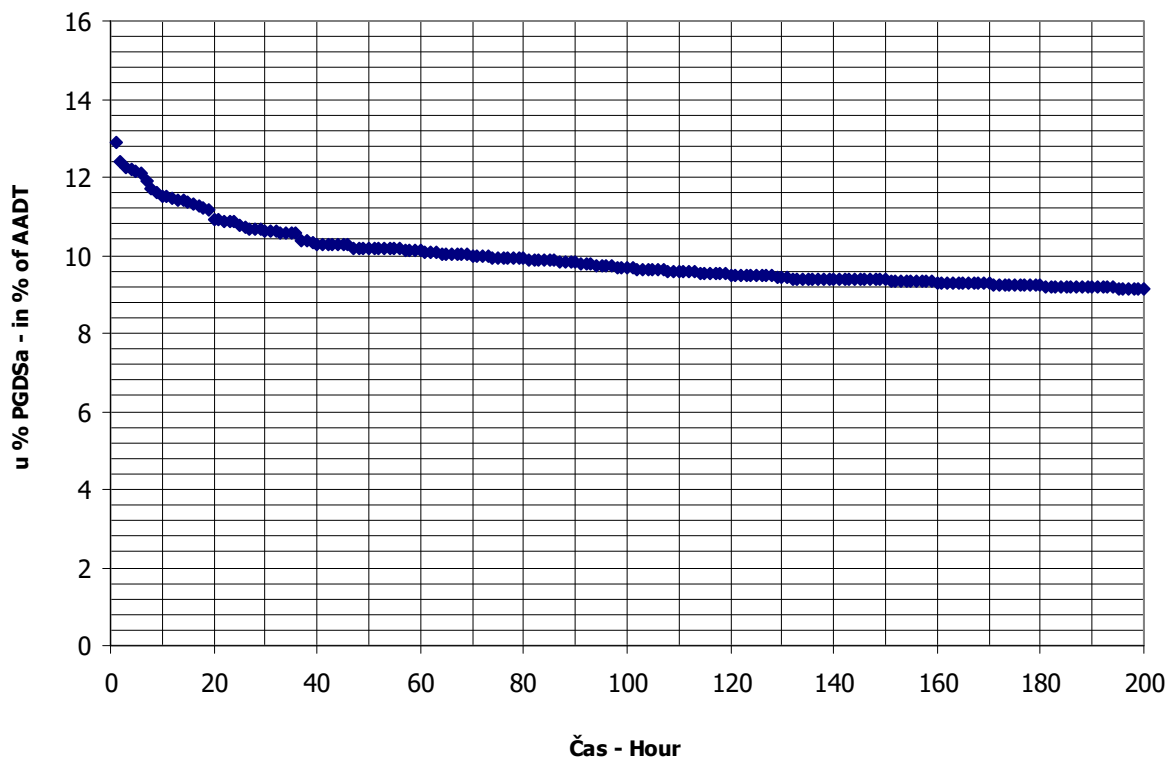




## SATNA DISTRIBUCIJA SAOBRAĆAJNOG TOKA TRAFFIC FLOW HOURLY DISTRIBUTION

Automatski brojač broj - Automatic counter number      000004  
 Lokalizet - Location / Stacionaža - Mileage [km+m]      Rudice / 11+851,00  
 Broj puta - Road number / Dionica - Section              M 14 / granica / border RS (Otoka) - Novi Grad 1

PGDS - AADT	3110 voz/dan - veh/day							
Čas - Hour	Maksimalni vršni sat - Maximum peak hour	10	20	30	40	50	100	200
Sat u danu - Hour of day	15	18	19	10	19	14	18	9
Sat u godini - Hour in year	4911	4938	4915	4090	4795	5246	5082	5433
Dan - Day of week	petak - Friday	subota - Saturday	petak - Friday	subota - Saturday	nedelja - Sunday	petak - Friday	petak - Friday	subota - Saturday
Datum - Date	24	25	24	20	19	7	31	15
Mjesec - Month	juli - July	juli - July	juli - July	juni - June	juli - July	avgust - August	juli - July	avgust - August
Vrijednost - Value	400	357	340	330	320	317	301	284
% - percent	12.86	11.48	10.93	10.61	10.29	10.19	9.68	9.13



**BROJANJE VOZILA NA MREŽI PUTEVA U REPUBLICI SRPSKOJ – 2015. GODINA**  
**VEHICLE COUNTING ON THE ROAD NETWORK OF THE REPUBLIC OF SRPSKA – YEAR 2015**

**MJESEČNI BROJ VOZILA**  
**MONTHLY NUMBER OF VEHICLES**

Automatski brojač broj - Automatic counter number  
 Lokalitet - Location / Stacionaža - Mileage [km+m]  
 Broj puta - Road number / Dionica - Section

000005  
 Donji Jelovac / 20+296,00  
 M 15 / Kozarska Dubica 1 - Prijedor

5

	Mjesec - Month											
	Januar- January	Februar- February	Mart- March	April- April	Maj- May	Jun- June	Jul- July	August- August	Septembar- September	Oktobar- October	Novembar- November	Decembar- December
1	1845	1360	1935	1809	2774	2443	2170	3707	2021	2147	2950	1738
2	2260	1600	1835	1840	2726	2024	2221	3636	2203	2674	2114	1760
3	2025	1459	1572	2158	3449	2214	2735	2978	2221	2356	1690	1856
4	1196	1569	1702	2470	2600	2089	2820	2823	2583	2352	1812	2272
5	1143	1706	1822	2220	2280	2562	2708	2854	2455	2002	1872	1951
6	1699	2100	2241	1935	2614	2578	2265	2998	2485	2025	2276	1764
7	1431	1881	1899	2070	2345	2571	2389	3724	2143	2075	2029	1816
8	1655	1655	1781	2065	1925	2276	2299	3673	2036	2334	1884	1791
9	1938	1610	1881	2513	2397	2210	2406	3550	1997	2610	1841	1676
10	1727	1613	1697	3407	2337	2306	3237	2822	2192	2492	1558	1898
11	1458	1752	1813	2718	2091	2598	3017	2591	2793	2229	1844	2077
12	1480	1694	1831	2625	2165	2185	3035	2624	2321	2168	1869	1839
13	1587	2064	2257	3521	1946	2533	2589	2887	2292	1926	2328	1536
14	1716	1903	1976	2142	2163	2721	2255	3643	2115	2086	2022	1582
15	1676	1589	1994	2089	2526	2217	2519	3795	2060	2111	1918	1141
16	1959	1729	1815	2389	2358	2060	2658	3427	2214	2576	1934	1315
17	1892	1744	1879	2390	2137	2139	3213	2706	2272	2472	1953	1526
18	1251	1430	1834	2530	2148	2223	3462	3231	2769	2310	2008	1822
19	1277	1540	1947	2415	2050	2711	3436	2729	2987	2017	1757	1289
20	685	1965	2249	1858	2296	2395	2613	2652	2680	2019	2577	1324
21	1551	1740	1929	1999	2642	2220	2656	2930	2559	2149	2251	1363
22	1374	1515	1894	1908	2671	2219	2536	2784	2116	2084	2054	1551
23	1571	1661	1866	1998	2579	2046	2795	2757	2204	2827	1985	2252
24	1625	1618	1815	2758	2790	2729	3562	2395	2206	2502	1980	3043
25	1506	1665	1727	2898	2065	2622	3807	2226	2570	2165	2039	2863
26	1612	1768	1980	2571	2011	2543	3871	2253	2376	2434	2349	2355
27	1570	2113	2194	2276	2029	2560	2947	2551	2526	2194	2448	2006
28	1489	1952	2070	2146	2249	2953	2713	2721	2146	2027	1979	2211
29	1487		1884	2301	2661	2253	2593	2547	2084	2094	2264	2179
30	1641		1871	3414	2436	2156	3021	2533	2125	2676	1969	2553
31	1483		1734		2288		3779	2344		2764		2260
Ukupno- Total	48807	47996	58925	71431	73747	71355	88326	91090	69752	70897	61555	58612
Prosjek- Average	1574	1714	1901	2381	2379	2379	2849	2938	2325	2287	2052	1891
Godšnji prosjek (PGDS) - Annual average (AADT)												2226

**BROJANJE VOZILA NA MREŽI PUTEVA U REPUBLICI SRPSKOJ – 2015. GODINA**  
**VEHICLE COUNTING ON THE ROAD NETWORK OF THE REPUBLIC OF SRPSKA – YEAR 2015**

**STRUKTURA SAOBRAĆAJNOG TOKA**  
**TRAFFIC FLOW COMPOSITION**

Automatski brojač broj - Automatic counter number 000005  
 Lokalitet - Location / Stacionaža - Mileage [km+m] Donji Jelovac / 20+296,00  
 Broj puta - Road number / Dionica - Section M 15 / Kozarska Dubica 1 - Prijedor

Mjesec - Month	Smjer - Direction	Dužina vozila - Vehicle length								Ukupno - Total
		< 5,5 m	(%)	5,5 - 12 m	(%)	12 - 16,5 m	(%)	< 16,5 m	(%)	
Januar - January	I	20601	87.5	2449	10.4	447	1.9	57	0.2	23553
	II	22550	89.3	2178	8.6	519	2.1	8	0.0	25254
	ukupno - total	43153	88.4	4624	9.5	966	2.0	65	0.1	48807
Februar - February	I	21202	87.5	2521	10.4	460	1.9	58	0.2	24241
	II	21211	89.3	2048	8.6	488	2.1	8	0.0	23755
	ukupno - total	42436	88.4	4547	9.5	950	2.0	63	0.1	47996
Mart - March	I	25835	87.5	3071	10.4	560	1.9	71	0.2	29538
	II	26240	89.3	2534	8.6	603	2.1	10	0.0	29387
	ukupno - total	52098	88.4	5583	9.5	1166	2.0	78	0.1	58925
April - April	I	32370	87.5	3848	10.4	702	1.9	89	0.2	37009
	II	30735	89.3	2968	8.6	707	2.1	11	0.0	34421
	ukupno - total	63155	88.4	6767	9.5	1413	2.0	94	0.1	71431
Maj - May	I	31620	87.5	3759	10.4	686	1.9	87	0.2	36152
	II	33569	89.3	3242	8.6	772	2.1	12	0.0	37594
	ukupno - total	65203	88.4	6987	9.5	1459	2.0	98	0.1	73747
Juni - June	I	31401	87.5	3733	10.4	681	1.9	86	0.2	35902
	II	31657	89.3	3057	8.6	728	2.1	11	0.0	35453
	ukupno - total	63089	88.4	6760	9.5	1412	2.0	94	0.1	71355
Juli - July	I	41174	87.5	4895	10.4	893	1.9	113	0.2	47076
	II	36833	89.3	3557	8.6	847	2.1	13	0.0	41250
	ukupno - total	78093	88.4	8368	9.5	1748	2.0	117	0.1	88326
Avgust - August	I	36674	87.5	4360	10.4	796	1.9	101	0.2	41931
	II	43895	89.3	4239	8.6	1009	2.1	16	0.0	49159
	ukupno - total	80537	88.4	8630	9.5	1802	2.0	120	0.1	91090
Septembar - September	I	30429	87.5	3618	10.4	660	1.9	84	0.2	34791
	II	31217	89.3	3015	8.6	718	2.1	11	0.0	34961
	ukupno - total	61671	88.4	6608	9.5	1380	2.0	92	0.1	69752
Oktobar - October	I	31438	87.5	3738	10.4	682	1.9	87	0.2	35944
	II	31210	89.3	3014	8.6	718	2.1	11	0.0	34953
	ukupno - total	62684	88.4	6717	9.5	1403	2.0	94	0.1	70897
Novembar - November	I	26718	87.5	3177	10.4	580	1.9	74	0.2	30548
	II	27687	89.3	2674	8.6	637	2.1	10	0.0	31007
	ukupno - total	54424	88.4	5832	9.5	1218	2.0	81	0.1	61555
Decembar - December	I	27223	87.5	3236	10.4	591	1.9	75	0.2	31125
	II	24543	89.3	2370	8.6	564	2.1	9	0.0	27487
	ukupno - total	51821	88.4	5553	9.5	1160	2.0	78	0.1	58612
Ukupno (godišnje) - Total (annual)	I	356686	87.5	42406	10.4	7738	1.9	982	0.2	407811
	II	361346	89.3	34895	8.6	8309	2.1	131	0.0	404682
	ukupno - total	718366	88.4	76976	9.5	16076	2.0	1075	0.1	812493
Prosjeak (PGDS) - Average (AADT)	I	977	85.9	116	11.1	21	2.7	3	0.3	1117
	II	990	86.6	96	10.4	23	3.0	0	0.0	1109
	ukupno - total	1968	88.4	211	9.5	44	2.0	3	0.1	2226

**BRONANJE VOZILA NA MREŽI PUTEVA U REPUBLICI SRPSKOJ – 2015. GODINA**  
**VEHICLE COUNTING ON THE ROAD NETWORK OF THE REPUBLIC OF SRPSKA – YEAR 2015**

**SAOBRAĆAJNI POKAZATELJI**

000005  
 Donji Jelovac / 20+296,00  
 M 15 / Kozarska Dubica 1 - Prijedor

Automatski brojač broj  
 Lokalizet / Stacionaža [km+m]  
 Broj puta / Dionica

Mjesec	Smjer	minimalni čas		maksimalni čas		voz/h	datum/dan	voz/dan	minimalni dan		maksimalni dan		dnevni prosjek (05-21 h)	noćni prosjek (21-05 h)	prosjek radnim danom	prosjek vikendom	ljetni prosjek
		čas	voz/h	čas	voz/dan				datum/dan	voz/dan							
Januar	I	6/utorak	2	0	17/subota	11	91	343	20/utorak	16/petak	1055	698	59	387	370		
	II	8/četvrtak	3	0	2/petak	12	147	339	20/utorak	2/petak	1357	750	61	377	435		
	I+II	13/utorak	2	0	2/petak	10	203	682	20/utorak	2/petak	2251	1448	121	763	805		
Februar	I	1/nedjelja	3	0	13/petak	7	92	603	1/nedjelja	27/petak	1167	801	61	632	231		
	II	2/ponedjeljak	1	0	8/nedjelja	15	101	695	19/četvrtak	6/petak	986	784	61	592	253		
	I+II	24/utorak	3	0	20/petak	16	172	1355	1/nedjelja	27/petak	2105	1585	122	1224	484		
Mart	I	4/srijeda	1	0	20/petak	17	94	735	8/nedjelja	13/petak	1254	879	70	691	258		
	II	5/četvrtak	2	0	15/nedjelja	15	113	771	3/utorak	15/nedjelja	1143	874	71	645	299		
	I+II	11/srijeda	2	0	15/nedjelja	15	189	1566	3/utorak	13/petak	2248	1753	141	1335	558		
April	I	2/četvrtak	1	0	25/subota	14	169	840	20/ponedjeljak	10/petak	2232	1098	131	769	460		
	II	1/srijeda	2	0	13/ponedjeljak	12	205	871	1/srijeda	13/ponedjeljak	2387	1046	96	694	449		
	I+II	1/srijeda	2	1	13/ponedjeljak	12	299	1802	1/srijeda	13/ponedjeljak	3507	2145	227	1463	909		
Maj	I	5/utorak	2	0	1/petak	11	126	930	17/nedjelja	1/petak	1645	1020	141	752	409		
	II	12/utorak	4	0	3/nedjelja	11	246	893	8/petak	3/nedjelja	2442	1091	117	709	499		
	I+II	1/utorak	2	1	3/nedjelja	13	295	1917	8/petak	3/nedjelja	3435	2111	258	1461	908		
Juni	I	2/utorak	2	0	27/subota	17	153	976	2/utorak	24/srijeda	1525	1056	137	874	318		1192
	II	2/utorak	2	0	28/nedjelja	15	147	964	12/petak	28/nedjelja	1799	1063	114	813	364		1177
	I+II	2/utorak	2	0	28/nedjelja	17	228	2016	2/utorak	28/nedjelja	2941	2119	250	1687	682		2369
Juli	I	1/srijeda	3	2	31/petak	21	162	1127	1/srijeda	25/subota	2243	1282	230	1069	444		1513
	II	7/utorak	2	0	26/nedjelja	19	174	1019	2/četvrtak	26/nedjelja	2159	1169	156	928	397		1325
	I+II	8/srijeda	2	2	26/nedjelja	18	286	2161	1/srijeda	26/nedjelja	3856	2451	386	1997	840		2838
Avgust	I	26/srijeda	2	0	1/subota	12	152	983	30/nedjelja	1/subota	1986	1175	171	893	454		1347
	II	25/utorak	2	0	16/nedjelja	10	176	1123	25/utorak	16/nedjelja	2197	1410	170	992	588		1580
	I+II	21/petak	3	4	9/nedjelja	11	278	2217	25/utorak	15/subota	3780	2585	342	1885	1041		2927
Septembar	I	8/utorak	0	0	19/subota	15	165	980	13/nedjelja	19/subota	1672	1051	104	835	320		1155
	II	2/srijeda	2	0	19/subota	11	165	999	9/srijeda	20/nedjelja	1558	1069	92	813	348		1161
	I+II	15/utorak	1	1	19/subota	11	255	1989	9/srijeda	19/subota	2975	2120	196	1648	668		2316
Oktobar	I	1/četvrtak	1	0	23/petak	16	142	914	11/nedjelja	23/petak	1664	999	155	817	337		
	II	6/utorak	2	0	26/ponedjeljak	15	145	966	13/utorak	26/ponedjeljak	1432	1002	122	765	358		
	I+II	27/utorak	3	0	4/nedjelja	19	232	1918	13/utorak	23/petak	2816	2001	277	1583	695		
Novembar	I	6/petak	3	0	21/subota	16	125	765	29/nedjelja	20/petak	1407	926	89	724	290		
	II	3/utorak	2	0	1/nedjelja	17	189	754	10/utorak	1/nedjelja	1747	952	77	677	352		
	I+II	11/srijeda	2	1	1/nedjelja	17	303	1552	10/utorak	1/nedjelja	2938	1878	166	1401	642		
Decembar	I	2/srijeda	2	0	24/četvrtak	13	179	582	15/utorak	24/četvrtak	2080	919	81	773	227		
	II	8/utorak	1	0	19/subota	11	120	490	19/subota	30/srijeda	1185	823	60	658	225		
	I+II	2/srijeda	2	1	24/četvrtak	13	248	1136	15/utorak	24/četvrtak	3031	1742	141	1431	452		
Godina	I	6.1.utorak	2	0	24.12.četvrtak	13	179	343	20.1.utorak	25.7.subota	2243	993	120	1114	1111		1304
	II	8.1.četvrtak	3	0	3.5.nedjelja	11	245	339	20.1.utorak	3.5.nedjelja	2442	1004	100	1047	1233		1313
	I+II	13.1.utorak	2	0	1.11.nedjelja	17	303	682	20.1.utorak	26.7.nedjelja	3856	1997	220	2160	2344		2617

**BROJANJE VOZILA NA MREŽI PUTEVA U REPUBLICI SRPSKOJ – 2015. GODINA**  
**VEHICLE COUNTING ON THE ROAD NETWORK OF THE REPUBLIC OF SRPSKA – YEAR 2015**

**TRAFFIC PARAMETERS**

Automatic counter number  
 Location / Mileage [km+m]  
 Road number / Section

000005  
 Donji Jelovac / 20+296,00  
 M 15 / Kozarska Dubica 1 - Prijedor

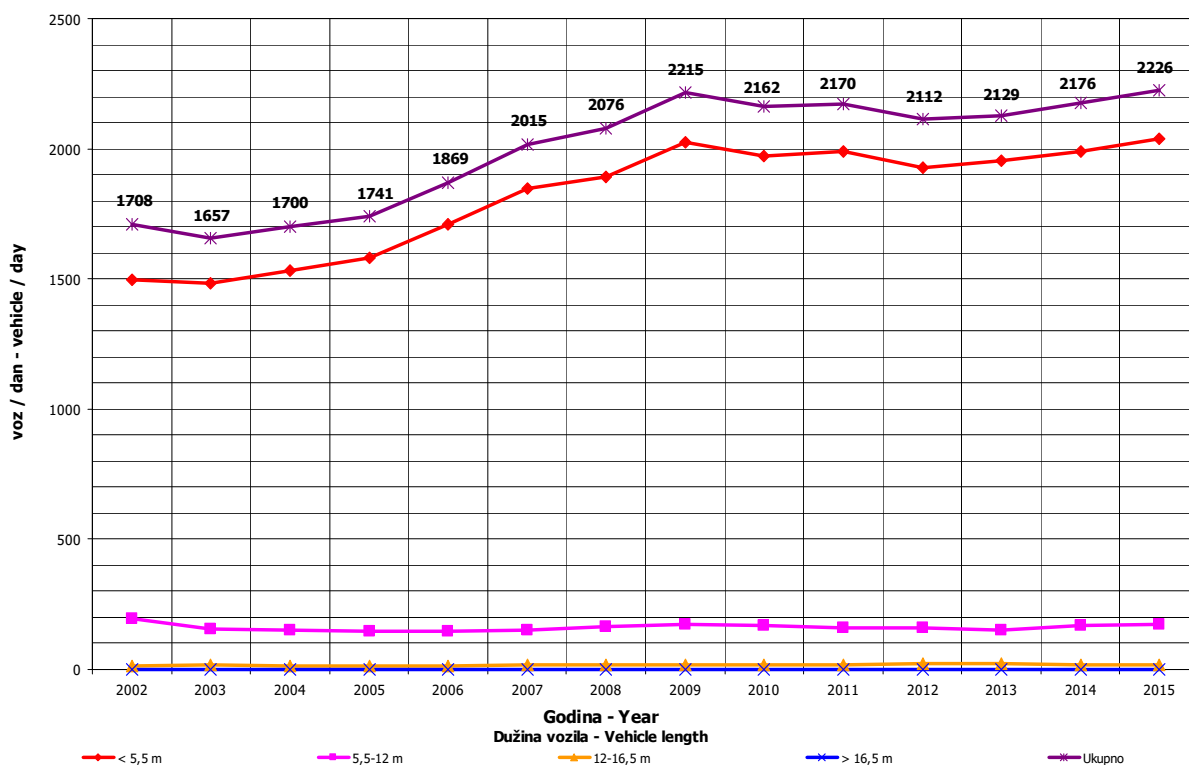
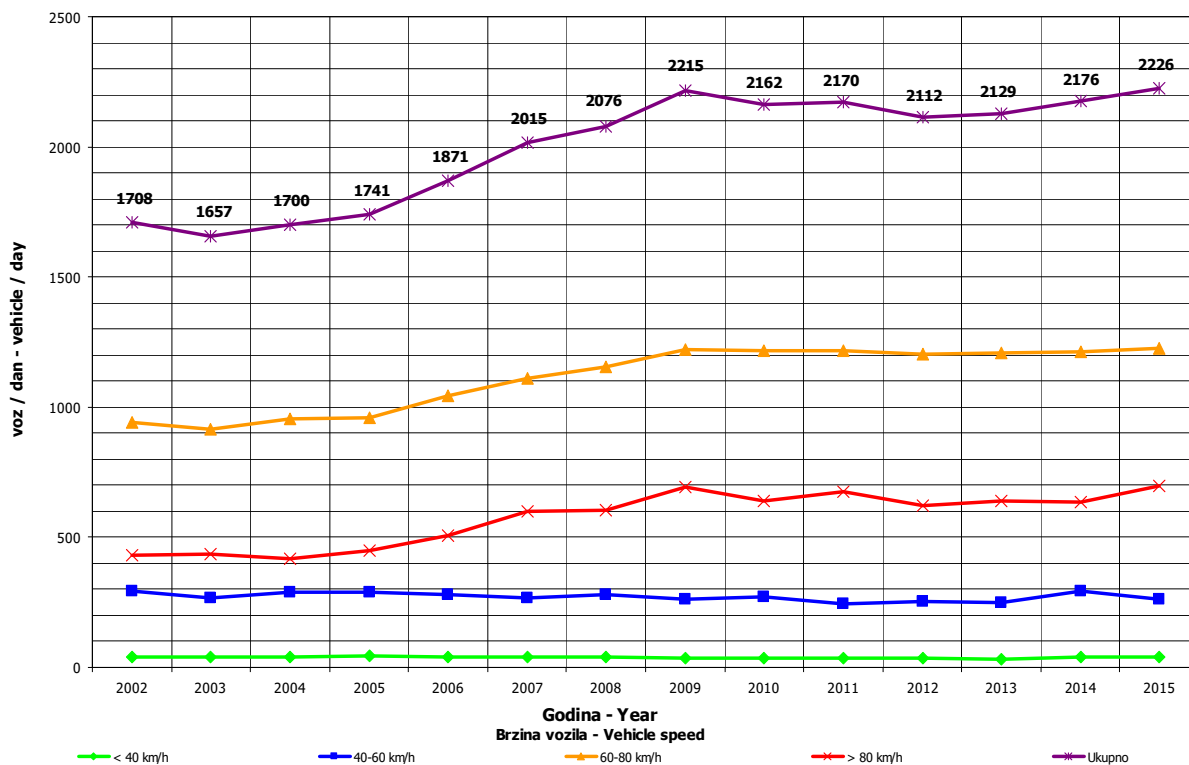
Month	Direction	minimum hour		maximum hour		veh/h	minimum day		maximum day		day time average (5-21 h)	night average (21-05 h)	working day average	weekend average	summer average
		date/day	hour	date/day	hour		date/day	hour	date/day	hour					
January	I	6/Tuesday	2	17/Saturday	11	91	20/Tuesday	343	16/Friday	1055	698	59	387	370	
	II	8/Thursday	3	2/Friday	12	147	20/Tuesday	339	2/Friday	1357	750	61	377	435	
	I+II	13/Tuesday	2	2/Friday	10	203	20/Tuesday	682	2/Friday	2251	1448	121	763	805	
February	I	1/Sunday	3	13/Friday	7	92	1/Sunday	603	27/Friday	1167	801	61	632	231	
	II	2/Monday	1	8/Sunday	15	101	19/Thursday	695	6/Friday	986	784	61	592	253	
	I+II	24/Tuesday	3	20/Friday	16	172	1/Sunday	1355	27/Friday	2105	1585	122	1224	484	
March	I	4/Wednesday	1	20/Friday	17	94	8/Sunday	735	13/Friday	1254	879	70	691	258	
	II	5/Thursday	2	15/Sunday	15	113	3/Tuesday	771	15/Sunday	1143	874	71	645	299	
	I+II	11/Wednesday	2	15/Sunday	15	189	3/Tuesday	1566	13/Friday	2248	1753	141	1335	558	
April	I	2/Thursday	1	25/Saturday	14	169	20/Monday	840	10/Friday	2232	1098	131	769	460	
	II	1/Wednesday	2	13/Monday	12	205	1/Wednesday	871	13/Monday	2387	1046	96	694	449	
	I+II	1/Wednesday	2	13/Monday	12	299	1/Wednesday	1802	13/Monday	3507	2145	227	1463	909	
May	I	5/Tuesday	2	1/Friday	11	126	17/Sunday	930	1/Friday	1645	1020	141	752	409	
	II	12/Tuesday	4	3/Sunday	11	245	8/Friday	893	3/Sunday	2442	1091	117	709	499	
	I+II	5/Tuesday	2	3/Sunday	13	296	8/Friday	1917	3/Sunday	3435	2111	258	1461	908	
June	I	2/Tuesday	2	27/Saturday	17	153	2/Tuesday	976	24/Wednesday	1525	1056	137	874	318	1192
	II	2/Tuesday	2	28/Sunday	15	147	12/Friday	964	28/Sunday	1799	1063	114	813	364	1177
	I+II	2/Tuesday	2	28/Sunday	17	228	2/Tuesday	2016	28/Sunday	2941	2119	250	1687	682	2369
July	I	1/Wednesday	3	31/Friday	21	162	1/Wednesday	1127	25/Saturday	2243	1282	230	1069	444	1513
	II	7/Tuesday	2	26/Sunday	19	174	2/Thursday	1019	26/Sunday	2159	1169	156	928	397	1325
	I+II	8/Wednesday	2	26/Sunday	18	286	1/Wednesday	2161	26/Sunday	3856	2451	386	1997	840	2838
August	I	26/Wednesday	2	1/Saturday	12	152	30/Sunday	983	1/Saturday	1986	1175	171	893	454	1347
	II	25/Tuesday	2	16/Sunday	10	176	25/Tuesday	1123	16/Sunday	2197	1410	170	992	588	1580
	I+II	21/Friday	3	9/Sunday	11	278	25/Tuesday	2217	15/Saturday	3780	2585	342	1885	1041	2927
September	I	8/Tuesday	0	19/Saturday	15	165	13/Sunday	980	19/Saturday	1672	1051	104	835	320	1155
	II	2/Wednesday	2	19/Saturday	11	165	9/Wednesday	999	20/Sunday	1558	1069	92	813	348	1161
	I+II	15/Thursday	1	19/Saturday	11	255	9/Wednesday	1989	19/Saturday	2975	2120	196	1648	668	2316
October	I	1/Thursday	1	23/Friday	16	142	11/Sunday	914	23/Friday	1664	999	155	817	337	
	II	6/Tuesday	2	26/Monday	15	145	13/Tuesday	966	26/Monday	1432	1002	122	765	358	
	I+II	27/Tuesday	3	4/Sunday	19	232	13/Tuesday	1918	23/Friday	2816	2001	277	1588	695	
November	I	3/Tuesday	3	21/Saturday	16	125	29/Sunday	765	29/Sunday	1407	926	89	724	290	
	II	6/Friday	2	1/Sunday	17	189	10/Tuesday	754	1/Sunday	1747	952	77	677	352	
	I+II	11/Wednesday	2	1/Sunday	17	303	10/Tuesday	1552	1/Sunday	2938	1878	166	1401	642	
December	I	2/Wednesday	2	24/Thursday	13	179	15/Tuesday	582	24/Thursday	2080	919	81	773	227	
	II	8/Wednesday	1	26/Saturday	11	120	19/Saturday	490	30/Wednesday	1185	823	60	658	225	
	I+II	2/Wednesday	2	24/Thursday	13	248	15/Tuesday	1136	24/Thursday	3031	1742	141	1431	452	
Year	I	6.1./Tuesday	2	24.12./Thursday	13	179	20.1./Tuesday	343	25.7./Saturday	2243	993	120	1114	1111	1304
	II	8.1./Thursday	3	3.5./Sunday	11	245	20.1./Tuesday	339	3.5./Sunday	2442	1004	100	1047	1233	1313
	I+II	13.1./Tuesday	2	1.11./Sunday	17	303	20.1./Tuesday	682	26.7./Sunday	3856	1997	220	2160	2344	2617

## GODIŠNJA NERAVNOMJERNOST SAOBRAĆAJNOG TOKA TRAFFIC FLOW ANNUAL VARIATION

Automatski brojač broj - Automatic counter number  
 Lokalizet - Location / Stacionaža - Mileage [km+m]  
 Broj puta - Road number / Dionica - Section

000005  
 Donji Jelovac / 20+296,00  
 M 15 / Kozarska Dubica 1 - Prijedor

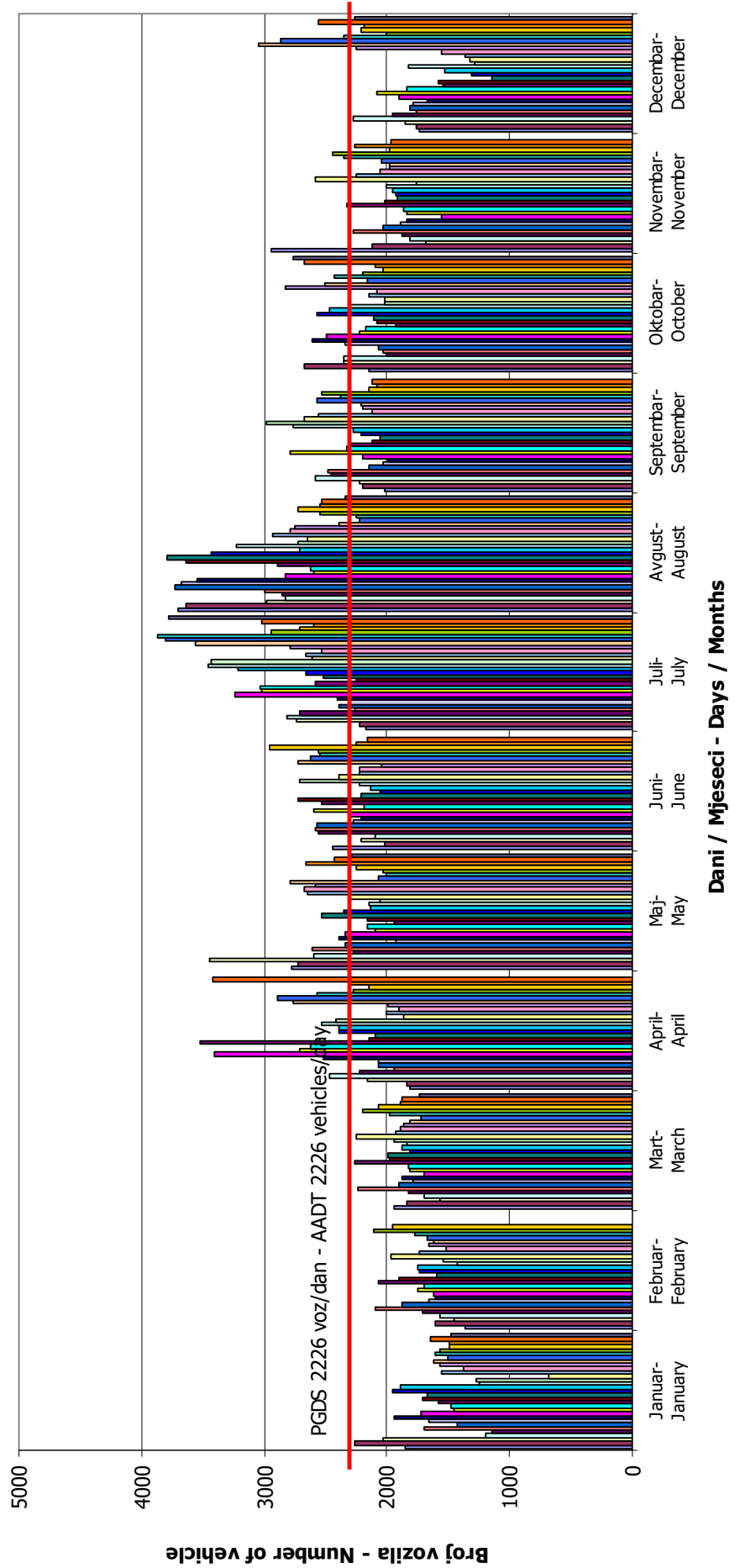
5



**DNEVNA NERAVNOMJERNOST SAOBRAĆAJNOG TOKA  
 TRAFFIC FLOW DAILY VARIATION**

Automatski brojač broj - Automatic counter number  
 Lokalizet - Location / Stacionaža - Mileage [km+tm]  
 Broj puta - Road number/ Dionica - Section

000005  
 Donji Jelovac / 21+600,00  
 M 15 / Kozarska Dubica 1 - Prijedor

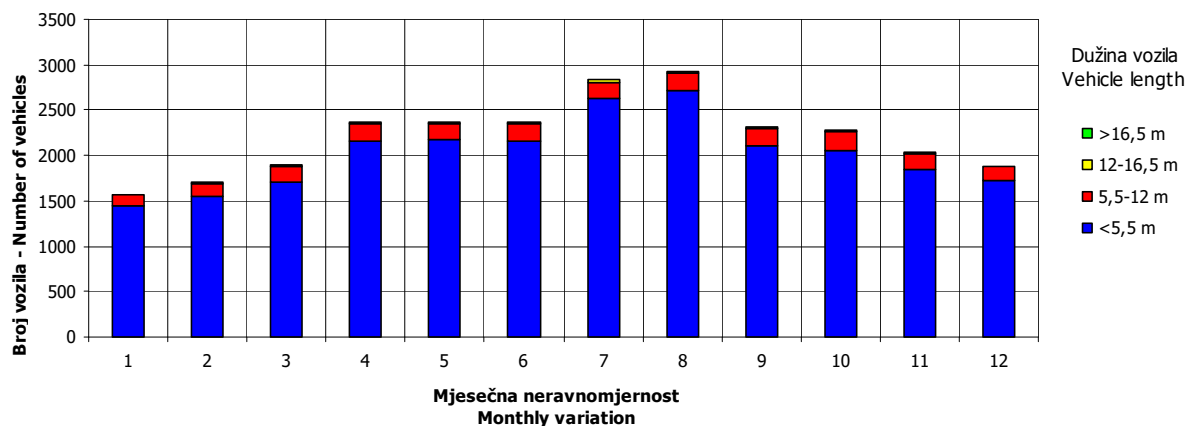
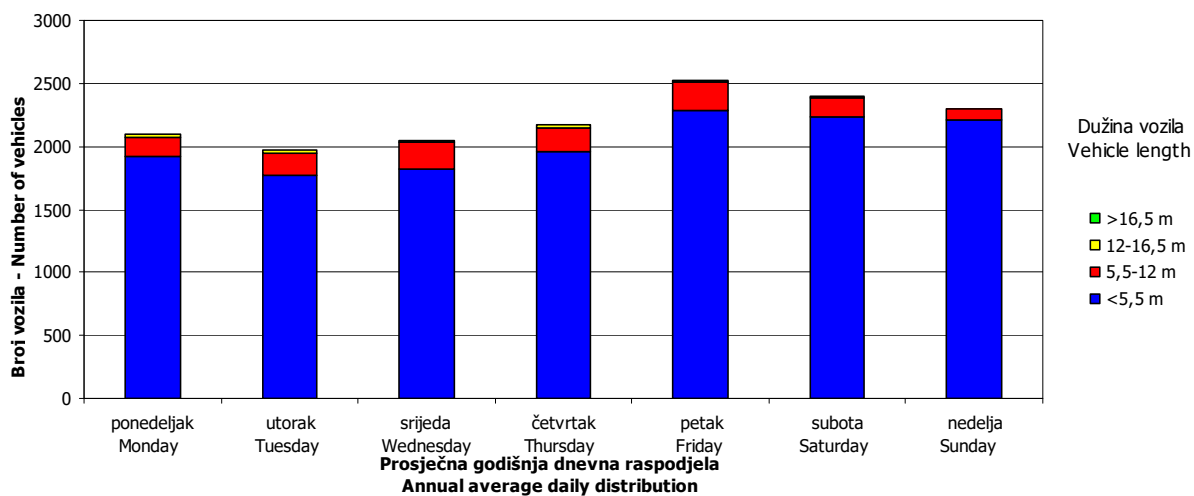
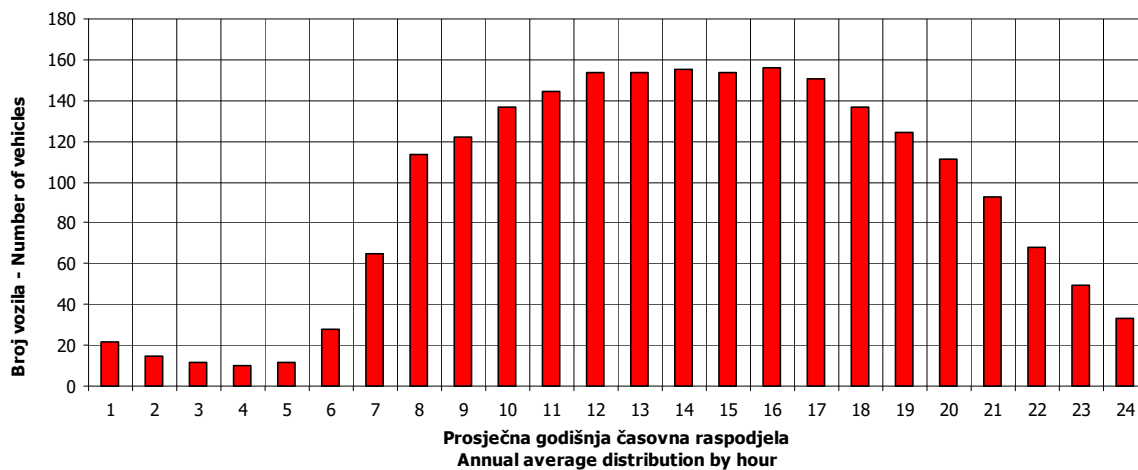


## VREMENSKA RASPODJELA SAOBRAĆAJNOG TOKA TRAFFIC FLOW TIME DISTRIBUTION

Automatski brojač broj - Automatic counter number  
 Lokalizet - Location / Stacionaža - Mileage [km+m]  
 Broj puta - Road number / Dionica - Section

000005  
 Donji Jelovac / 20+296,00  
 M 15 / Kozarska Dubica 1 - Prijedor

**PGDS 2226 voz/dan    AADT 2226 veh/day**



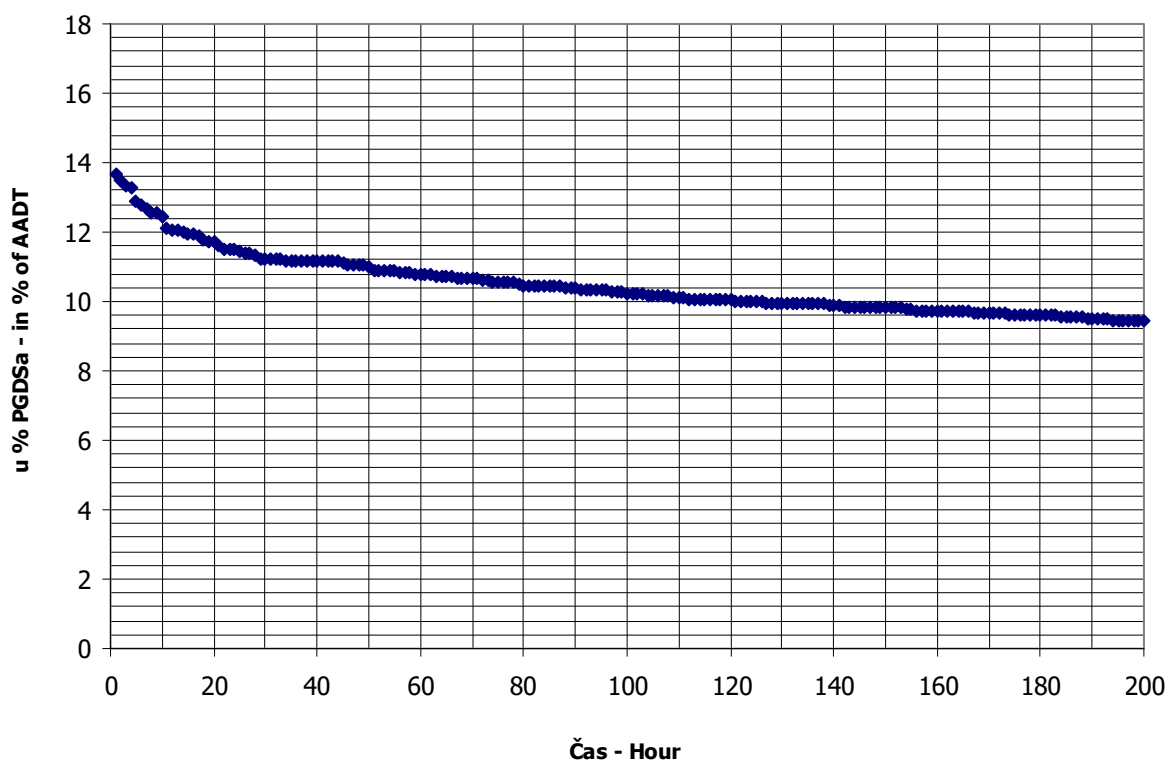


## SATNA DISTRIBUCIJA SAOBRAĆAJNOG TOKA TRAFFIC FLOW HOURLY DISTRIBUTION

Automatski brojač broj - Automatic counter number  
 Lokalitet - Location / Stacionaža - Mileage [km+m]  
 Broj puta - Road number / Dionica - Section

000005  
 Donji Jelovac / 20+296,00  
 M 15 / Kozarska Dubica 1 - Prijedor

<b>PGDS - AADT</b>	<b>2226 voz/dan - veh/day</b>							
Čas - Hour	Maksimalni vršni sat - Maximum peak hour	10	20	30	40	50	100	200
Sat u danu - Hour of day	17	12	11	16	16	10	11	16
Sat u godini - Hour in year	7313	2940	3011	4792	7312	2458	2915	5272
Dan - Day of week	nedelja - Sunday	nedelja - Sunday	srijeda - Wednesday	nedelja - Sunday	nedelja - Sunday	ponedeljak - Monday	subota - Saturday	subota - Saturday
Datum - Date	1	3	6	19	1	13	2	8
Mjesec - Month	novembar - November	maj - May	maj - May	juli - July	novembar - November	april - April	maj - May	avgust - August
Vrijednost - Value	303	269	257	249	248	242	227	210
% - percent	13.61	12.08	11.55	11.19	11.14	10.87	10.20	9.43



**BROJANJE VOZILA NA MREŽI PUTEVA U REPUBLICI SRPSKOJ – 2015. GODINA**  
**VEHICLE COUNTING ON THE ROAD NETWORK OF THE REPUBLIC OF SRPSKA – YEAR 2015**

**MJESEČNI BROJ VOZILA**  
**MONTHLY NUMBER OF VEHICLES**

Automatski brojač broj - Automatic counter number  
 Lokalitet - Location / Stacionaža - Mileage [km+m]  
 Broj puta - Road number / Dionica - Section

000006  
 Komlenac / 14+835,00  
 M 14 / Kostajnica - Kozarska Dubica 1

6

	Mjesec - Month											
	Januar- January	Februar- February	Mart- March	April- April	Maj- May	Jun- June	Jul- July	August- August	Septembar- September	Oktobar- October	Novembar- November	Decembar- December
1	630	778	1003	1378	1245	1133	1379	2077	1315	1268	1203	1055
2	838	973	1006	1242	1424	1082	1246	2059	1532	1398	1233	1206
3	1150	957	1067	1120	1558	1270	1498	1681	1455	1420	1005	1087
4	870	1122	1214	1499	1456	1188	1481	1492	1363	1230	1147	1257
5	1182	1132	1108	1245	1301	1249	1295	1666	1482	1327	1138	1210
6	917	1203	1238	1295	1482	1247	1368	1579	1185	1256	1202	882
7	650	1139	1271	1430	1351	966	1407	1626	1367	1433	1323	1159
8	851	886	1127	1374	1008	1149	1422	1757	1275	1342	933	1068
9	777	1076	1139	1287	1471	1205	1316	1685	1490	1415	1112	1228
10	1052	1072	1195	1533	1147	1348	1432	1581	1260	1514	1175	1146
11	675	1119	1284	1753	1289	1179	1606	1484	1546	1223	1277	1163
12	982	1081	1092	1225	1257	1370	1638	1620	1507	1216	1193	1159
13	1031	1128	1294	1628	1374	1466	1524	1584	1152	1167	1276	854
14	768	1236	1289	1400	1282	1260	1418	1662	1259	1482	1255	993
15	781	845	1087	1593	1480	1319	1543	1678	1189	1246	997	819
16	946	1057	1268	1441	1365	1309	1588	1569	1384	1398	1207	987
17	982	1066	1269	1389	1043	1463	1687	1484	1354	1380	1175	980
18	722	958	1290	1554	1333	1382	1731	1594	1437	1036	1414	1053
19	973	937	1158	1067	1195	1423	1604	1907	1508	1196	1063	822
20	1106	1034	1249	1243	1417	1515	1531	1437	1290	1197	1341	709
21	1081	1102	1199	1332	1286	1212	1737	1552	1462	1414	1214	831
22	996	811	978	1387	1300	1236	1691	1503	1295	1255	1008	969
23	1071	1019	1193	1182	1471	1180	1573	1286	1415	1340	1212	1315
24	1106	755	1144	1388	1106	1408	1718	1479	1316	1299	1203	1151
25	782	1127	1241	1556	1261	1291	1828	1426	1436	988	1303	1352
26	1014	1056	1118	1208	1221	1399	1607	1568	1471	1240	1188	1300
27	961	1137	1295	1420	1238	1497	1489	1673	1354	1212	1273	1039
28	1002	1319	1342	1247	1210	1190	1570	1409	1206	1314	1187	1294
29	928		1114	1422	1264	1240	1759	1621	1254	1135	1011	1184
30	956		1154	1467	1401	1195	1679	1301	1339	1319	1112	1453
31	1045		1228		1069		1718	1361		1431		1330
Ukupno- Total	28825	29125	36654	41305	40305	38371	48083	49401	40898	40091	35380	34055
Prosjek- Average	930	1040	1182	1377	1300	1279	1551	1594	1363	1293	1179	1099
Godšnji prosjek (PGDS) - Annual average (AADT)												1269

**BROJANJE VOZILA NA MREŽI PUTEVA U REPUBLICI SRPSKOJ – 2015. GODINA**  
**VEHICLE COUNTING ON THE ROAD NETWORK OF THE REPUBLIC OF SRPSKA – YEAR 2015**

**STRUKTURA SAOBRAĆAJNOG TOKA**  
**TRAFFIC FLOW COMPOSITION**

Automatski brojač broj - Automatic counter number  
 Lokalitet - Location / Stacionaža - Mileage [km+m]  
 Broj puta - Road number / Dionica - Section

000006  
 Komlenac / 14+835,00  
 M 14 / Kostajnica - Kozarska Dubica 1

Mjesec - Month	Smjer - Direction	Dužina vozila - Vehicle length								Ukupno - Total
		< 5,5 m	(%)	5,5 - 12 m	(%)	12 - 16,5 m	(%)	< 16,5 m	(%)	
Januar - January	I	12696	87.5	1509	10.4	275	1.9	35	0.2	14516
	II	12776	89.3	1234	8.6	294	2.1	5	0.0	14309
	ukupno - total	25486	88.4	2731	9.5	570	2.0	38	0.1	28825
Februar - February	I	12777	87.5	1519	10.4	277	1.9	35	0.2	14608
	II	12962	89.3	1252	8.6	298	2.1	5	0.0	14517
	ukupno - total	25751	88.4	2759	9.5	576	2.0	39	0.1	29125
Mart - March	I	16090	87.5	1913	10.4	349	1.9	44	0.2	18396
	II	16303	89.3	1574	8.6	375	2.1	6	0.0	18258
	ukupno - total	32408	88.4	3473	9.5	725	2.0	48	0.1	36654
April - April	I	18129	87.5	2155	10.4	393	1.9	50	0.2	20727
	II	18374	89.3	1774	8.6	423	2.1	7	0.0	20578
	ukupno - total	36520	88.4	3913	9.5	817	2.0	55	0.1	41305
Maj - May	I	17743	87.5	2109	10.4	385	1.9	49	0.2	20287
	II	17875	89.3	1726	8.6	411	2.1	6	0.0	20018
	ukupno - total	35636	88.4	3819	9.5	797	2.0	53	0.1	40305
Juni - June	I	16879	87.5	2007	10.4	366	1.9	46	0.2	19298
	II	17030	89.3	1645	8.6	392	2.1	6	0.0	19073
	ukupno - total	33926	88.4	3635	9.5	759	2.0	51	0.1	38371
Juli - July	I	21049	87.5	2503	10.4	457	1.9	58	0.2	24067
	II	21445	89.3	2071	8.6	493	2.1	8	0.0	24016
	ukupno - total	42513	88.4	4555	9.5	951	2.0	64	0.1	48083
Avgust - August	I	21871	87.5	2600	10.4	474	1.9	60	0.2	25006
	II	21783	89.3	2104	8.6	501	2.1	8	0.0	24395
	ukupno - total	43678	88.4	4680	9.5	977	2.0	65	0.1	49401
Septembar - September	I	17973	87.5	2137	10.4	390	1.9	49	0.2	20549
	II	18169	89.3	1755	8.6	418	2.1	7	0.0	20349
	ukupno - total	36160	88.4	3875	9.5	809	2.0	54	0.1	40898
Oktobar - October	I	17591	87.5	2091	10.4	382	1.9	48	0.2	20112
	II	17839	89.3	1723	8.6	410	2.1	6	0.0	19979
	ukupno - total	35446	88.4	3798	9.5	793	2.0	53	0.1	40091
Novembar - November	I	15553	87.5	1849	10.4	337	1.9	43	0.2	17782
	II	15713	89.3	1517	8.6	361	2.1	6	0.0	17598
	ukupno - total	31281	88.4	3352	9.5	700	2.0	47	0.1	35380
Decembar - December	I	14988	87.5	1782	10.4	325	1.9	41	0.2	17136
	II	15107	89.3	1459	8.6	347	2.1	5	0.0	16919
	ukupno - total	30110	88.4	3226	9.5	674	2.0	45	0.1	34055
Ukupno (godišnje) - Total (annual)	I	203340	87.5	24175	10.4	4411	1.9	560	0.2	232485
	II	205377	89.3	19833	8.6	4723	2.1	75	0.0	230008
	ukupno - total	408913	88.4	43817	9.5	9151	2.0	612	0.1	462493
Prosjek (PGDS) - Average (AADT)	I	557	85.9	66	11.1	12	2.7	2	0.3	637
	II	563	86.6	54	10.4	13	3.0	0	0.0	630
	ukupno - total	1120	88.3	120	9.5	25	2.0	2	0.1	1269

**BRONANJE VOZILA NA MREŽI PUTEVA U REPUBLICI SRPSKOJ – 2015. GODINA**  
**VEHICLE COUNTING ON THE ROAD NETWORK OF THE REPUBLIC OF SRPSKA – YEAR 2015**

**SAOBRAĆAJNI POKAZATELJI**

Automatski brojač broj  
 Lokalizet / Stacionaža [km+m]  
 Broj puta / Dionica

000006  
 Komlenac / 14+835,00  
 M 14 / Kostajnica - Kozarska Dubica 1

Mjesec	Smjer	minimalni čas		maksimalni čas		minimalni dan		maksimalni dan		dnevni prosjek (05-21 h)	noćni prosjek (21-05 h)	prosjek radnim danom	prosjek vikendom	ljetni prosjek
		datum/dan	čas	voz/h	čas	voz/dan	voz/dan	datum/dan	voz/dan					
Januar	I	3/subota	4	0	3/subota	11	70	1/četvrtak	263	581	422	258	210	
	II	8/četvrtak	2	0	5/ponedjeljak	12	65	11/nedjelja	304	601	410	254	208	
	I+II	3/subota	4	1	5/ponedjeljak	12	129	1/četvrtak	630	1182	832	512	418	
Februar	I	1/nedjelja	4	0	11/srijeda	7	60	24/utorak	379	638	478	378	144	
	II	3/utorak	1	0	28/subota	12	69	24/utorak	376	681	468	373	146	
	I+II	3/utorak	1	0	28/subota	11	109	24/utorak	755	1319	946	750	290	
Mart	I	2/ponedjeljak	2	0	11/srijeda	7	75	2/ponedjeljak	511	655	543	424	170	
	II	1/nedjelja	3	0	23/ponedjeljak	11	69	22/nedjelja	458	698	533	423	166	
	I+II	2/ponedjeljak	2	0	25/srijeda	12	121	22/nedjelja	978	1342	1076	847	336	
April	I	1/srijeda	2	0	13/ponedjeljak	19	102	19/nedjelja	549	894	623	451	240	
	II	1/srijeda	2	0	15/srijeda	11	83	19/nedjelja	518	894	612	450	236	
	I+II	1/srijeda	2	0	25/subota	11	138	19/nedjelja	1067	1753	1235	901	476	
Maj	I	2/subota	4	0	3/nedjelja	16	95	8/petak	505	892	578	420	234	
	II	4/ponedjeljak	3	0	15/petak	16	81	8/petak	503	754	569	418	227	
	I+II	2/subota	4	1	3/nedjelja	15	160	8/petak	1008	1558	1147	839	461	
Juni	I	3/srijeda	1	0	27/subota	13	69	7/nedjelja	488	759	558	466	177	643
	II	2/utorak	3	0	13/subota	10	70	7/nedjelja	478	759	556	468	168	636
	I+II	22/ponedjeljak	2	1	27/subota	13	127	7/nedjelja	966	1515	1114	934	345	679
Juli	I	10/petak	2	0	12/nedjelja	20	97	2/četvrtak	628	897	660	568	208	776
	II	2/četvrtak	4	0	18/subota	12	76	5/nedjelja	609	931	664	570	205	775
	I+II	1/srijeda	4	2	19/nedjelja	18	141	2/četvrtak	1246	1828	1325	1138	413	1551
Avgust	I	5/srijeda	2	0	29/subota	18	108	30/nedjelja	672	1096	689	537	270	807
	II	4/utorak	2	0	29/subota	14	96	23/nedjelja	596	1123	679	524	263	787
	I+II	4/utorak	2	1	2/nedjelja	18	148	23/nedjelja	1286	2077	1368	225	533	1594
Septembar	I	1/utorak	4	0	7/ponedjeljak	7	71	13/nedjelja	598	768	613	500	185	685
	II	1/utorak	4	0	2/srijeda	10	77	13/nedjelja	554	795	607	498	180	678
	I+II	1/utorak	4	0	5/subota	11	124	13/nedjelja	1152	1546	1221	998	365	1363
Oktobar	I	5/ponedjeljak	3	0	21/srijeda	7	73	25/nedjelja	504	756	586	463	187	
	II	1/četvrtak	3	0	14/srijeda	12	74	25/nedjelja	484	777	577	459	185	
	I+II	5/ponedjeljak	3	0	17/subota	10	122	25/nedjelja	988	1514	1163	922	372	
Novembar	I	3/utorak	3	0	18/srijeda	7	73	8/nedjelja	487	724	542	423	170	
	II	2/ponedjeljak	1	0	7/subota	13	70	8/nedjelja	446	691	530	419	168	
	I+II	3/utorak	3	0	18/srijeda	11	116	8/nedjelja	933	1414	1072	842	338	
Decembar	I	1/utorak	4	0	26/subota	11	61	20/nedjelja	385	707	502	423	130	
	II	3/četvrtak	4	0	30/srijeda	14	68	20/nedjelja	324	746	494	418	128	
	I+II	9/srijeda	2	0	23/srijeda	12	114	20/nedjelja	709	1453	996	841	257	
Godina	I	1./subota	4	0	29.8./subota	18	108	1.1./četvrtak	263	1096	567	70	642	729
	II	8.1./četvrtak	2	0	29.8./subota	14	96	1.1./nedjelja	304	1123	559	71	637	720
	I+II	3.2./utorak	1	0	3.5./nedjelja	15	160	1.1./četvrtak	630	2077	1126	141	1278	1449

**BRONJANJE VOZILA NA MREŽI PUTEVA U REPUBLICI SRPSKOJ – 2015. GODINA**  
**VEHICLE COUNTING ON THE ROAD NETWORK OF THE REPUBLIC OF SRPSKA – YEAR 2015**

**TRAFFIC PARAMETERS**

Automatic counter number  
 Location / Mileage [km +m]  
 Road number / Section

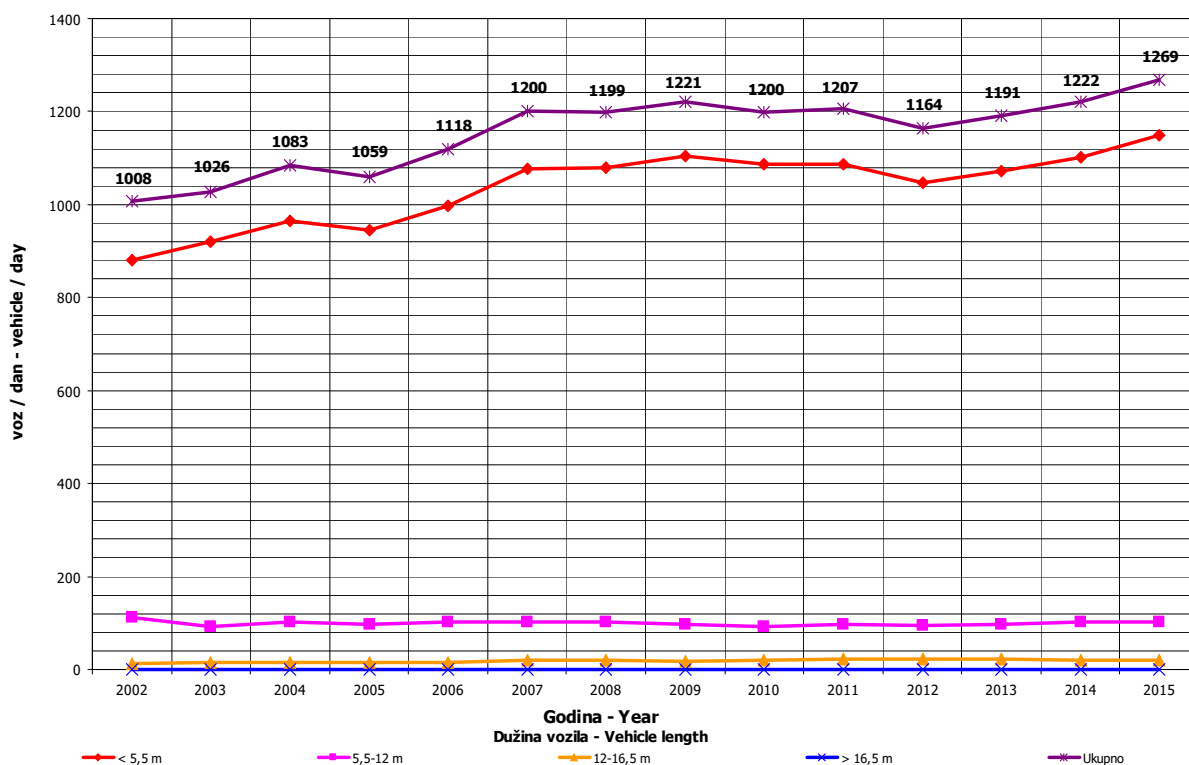
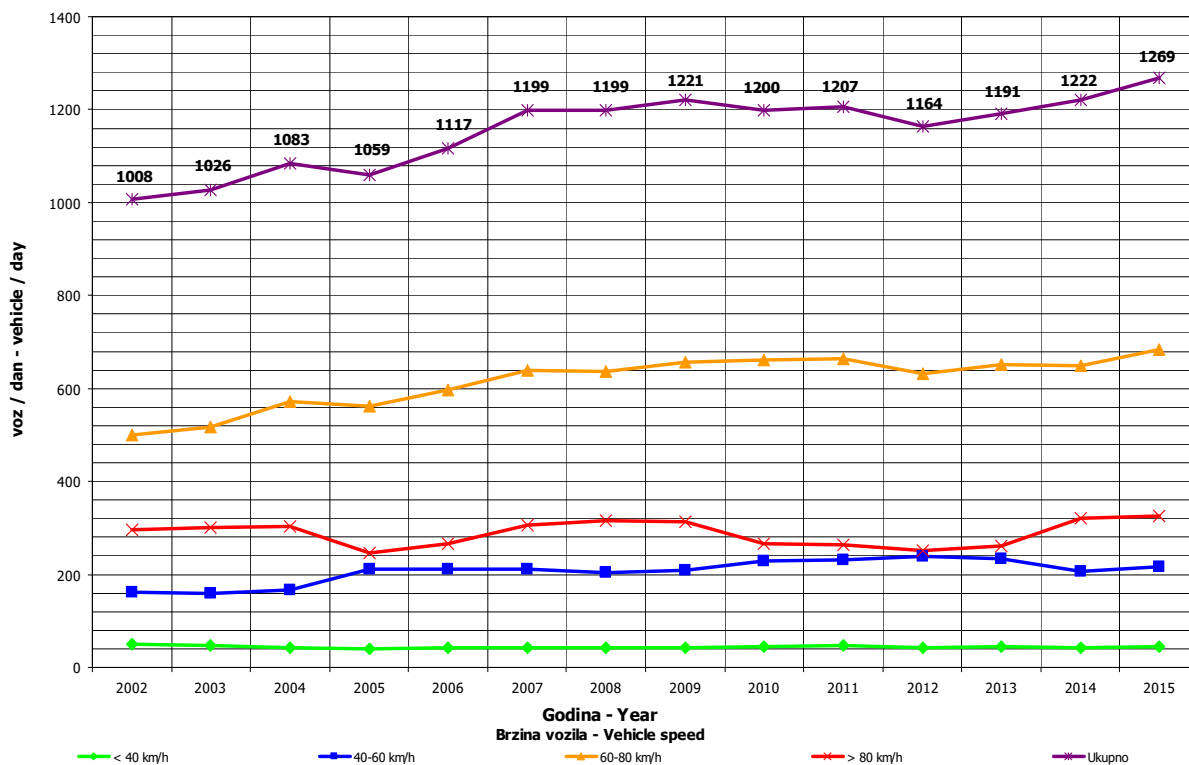
000006  
 Komišani / 14+835,00  
 M 14 / Kostajnica - Kozarska Dubica 1

Month	Direction	minimum hour		maximum hour		minimum day		maximum day		day time average (5-21 h)	night average (21-05 h)	working day average	weekend average	summer average	
		date/day	hour	date/day	hour	date/day	veh/day	date/day	veh/day						
January	I	3/Saturday	4	0	3/Saturday	11	70	1/Thursday	263	5/Monday	581	422	47	258	210
	II	8/Thursday	2	0	5/Monday	12	65	11/Sunday	304	5/Monday	601	410	52	254	208
	I+II	3/Saturday	4	1	5/Monday	12	129	1/Thursday	630	5/Monday	1182	832	98	512	418
February	I	3/Sunday	4	0	11/Wednesday	7	60	24/Tuesday	379	28/Saturday	638	478	44	378	144
	II	3/Tuesday	1	0	28/Saturday	12	69	24/Tuesday	376	28/Saturday	681	468	50	373	146
	I+II	3/Tuesday	1	0	28/Saturday	11	109	24/Tuesday	755	28/Saturday	1319	946	94	750	290
March	I	2/Monday	2	0	11/Wednesday	7	75	2/Monday	511	27/Friday	655	543	50	424	170
	II	3/Sunday	3	0	23/Monday	11	69	22/Sunday	458	28/Saturday	698	533	56	423	166
	I+II	2/Monday	2	0	25/Wednesday	12	121	22/Sunday	978	28/Saturday	1342	1076	106	847	336
April	I	1/Wednesday	2	0	13/Monday	19	102	19/Sunday	549	13/Monday	894	623	68	451	240
	II	1/Wednesday	2	0	15/Wednesday	11	83	19/Sunday	518	11/Saturday	894	612	74	450	236
	I+II	1/Wednesday	2	0	25/Saturday	11	138	19/Sunday	1067	11/Saturday	1753	1235	141	901	476
May	I	2/Saturday	4	0	3/Sunday	16	95	8/Friday	505	3/Sunday	892	578	76	420	234
	II	4/Monday	3	0	15/Friday	16	81	15/Friday	503	9/Saturday	754	569	77	418	227
	I+II	2/Saturday	4	1	3/Sunday	15	160	8/Friday	1008	3/Sunday	1558	1147	153	839	461
June	I	3/Wednesday	1	0	27/Saturday	13	69	7/Sunday	488	27/Saturday	759	558	85	466	177
	II	2/Tuesday	3	0	13/Saturday	10	70	7/Sunday	478	13/Saturday	759	556	80	468	168
	I+II	22/Monday	2	1	27/Saturday	13	127	7/Sunday	966	20/Saturday	1515	1114	165	934	345
July	I	10/Friday	2	0	12/Sunday	20	97	2/Thursday	628	25/Saturday	897	660	116	568	208
	II	2/Thursday	4	0	18/Saturday	12	76	5/Sunday	609	25/Saturday	931	664	110	570	205
	I+II	1/Wednesday	4	2	19/Sunday	18	141	2/Thursday	1246	25/Saturday	1828	1325	227	1138	413
August	I	5/Wednesday	2	0	29/Saturday	18	108	30/Sunday	672	2/Sunday	1096	689	118	537	270
	II	4/Tuesday	2	0	29/Saturday	14	96	23/Sunday	596	1/Saturday	1123	679	107	524	263
	I+II	4/Tuesday	2	1	2/Sunday	18	148	23/Sunday	1286	1/Saturday	2077	1368	225	1060	533
September	I	1/Tuesday	4	0	7/Monday	7	71	13/Sunday	598	12/Saturday	768	613	72	500	185
	II	1/Tuesday	4	0	2/Wednesday	10	77	13/Sunday	554	11/Friday	795	607	71	498	180
	I+II	1/Tuesday	4	0	5/Saturday	11	124	13/Sunday	1152	11/Friday	1546	1221	143	998	365
October	I	5/Monday	3	0	21/Wednesday	7	73	25/Sunday	504	14/Wednesday	756	586	63	463	187
	II	1/Thursday	3	0	14/Wednesday	12	74	25/Sunday	484	10/Saturday	777	577	67	459	185
	I+II	5/Monday	3	0	18/Wednesday	10	122	25/Sunday	988	10/Saturday	1514	1163	131	922	372
November	I	3/Tuesday	3	0	18/Wednesday	7	73	8/Sunday	487	18/Wednesday	724	542	51	423	170
	II	2/Monday	1	0	7/Saturday	13	70	8/Sunday	446	7/Saturday	691	530	56	419	168
	I+II	3/Tuesday	3	0	18/Wednesday	11	116	8/Sunday	933	18/Wednesday	1414	1072	108	842	338
December	I	1/Tuesday	4	0	26/Saturday	11	61	20/Sunday	385	30/Wednesday	707	502	51	423	130
	II	3/Thursday	4	0	30/Wednesday	14	68	20/Sunday	324	30/Wednesday	746	494	52	418	128
	I+II	9/Wednesday	2	0	23/Wednesday	12	114	20/Sunday	709	30/Wednesday	1453	996	103	841	257
Year	I	3.1./Saturday	4	0	29.8./Saturday	18	108	1.1./Thursday	263	2.8./Sunday	1096	567	70	642	627
	II	8.1./Thursday	2	0	29.8./Saturday	14	96	11.1./Sunday	304	1.8./Saturday	1123	559	71	637	615
	I+II	3.2./Tuesday	1	0	3.5./Sunday	15	160	1.1./Thursday	630	1.8./Saturday	2077	1126	141	1278	1242

## GODIŠNJA NERAVNOMJERNOST SAOBRAĆAJNOG TOKA TRAFFIC FLOW ANNUAL VARIATION

Automatski brojač broj - Automatic counter number  
 Lokalitet - Location / Stacionaža - Mileage [km+m]  
 Broj puta - Road number / Dionica - Section

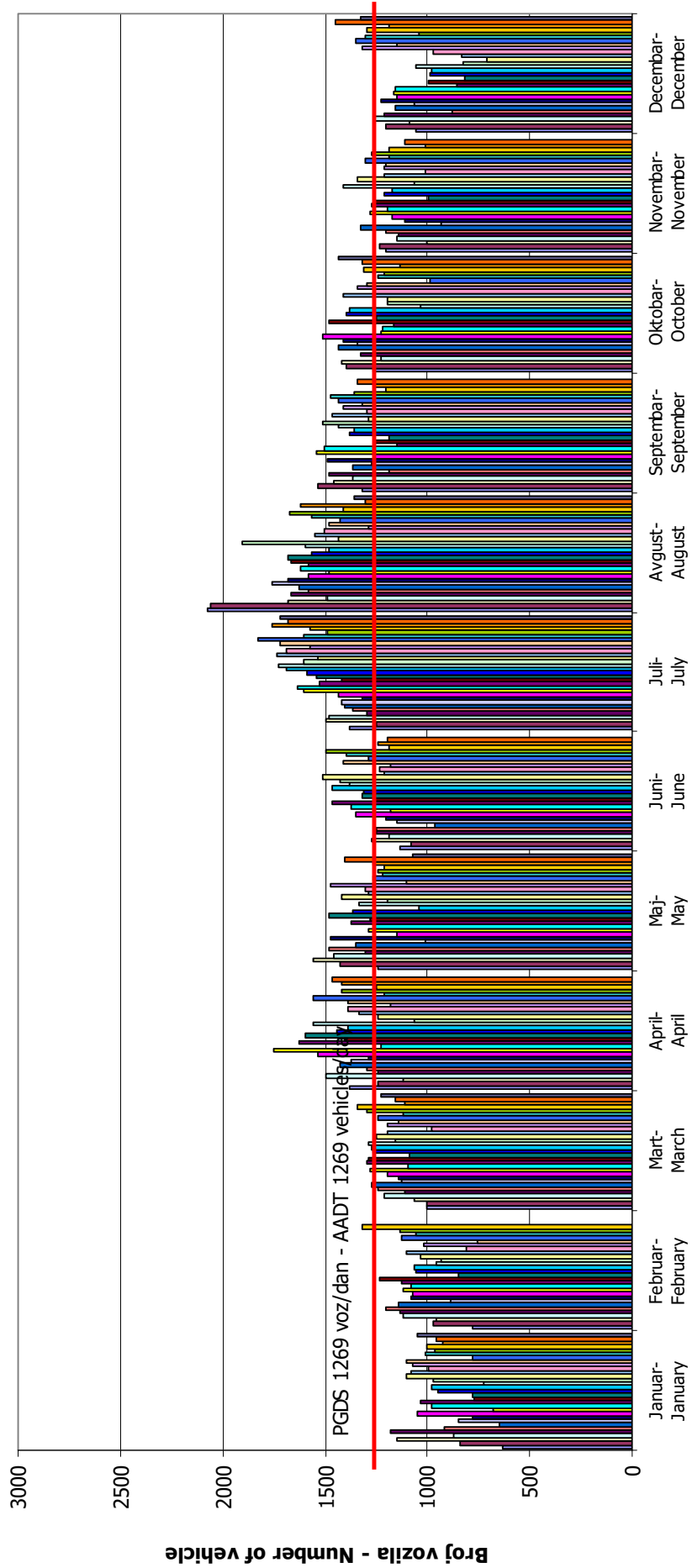
000006  
 Komlenac / 14+835,00  
 M 14 / Kostajnica - Kozarska Dubica 1



**DNEVNA NERAVNOMJERNOST SAOBRAĆAJNOG TOKA**  
**TRAFFIC FLOW DAILY VARIATION**

Automatski brojač broj - Automatic counter number  
 Lokalizacija - Location / Stacionaža - Mileage [km+tm]  
 Broj puta - Road number/ Dionica - Section

000006  
 Komlenac / 14+835,00  
 M 14 / Kostajnica - Kozarska Dubica 1

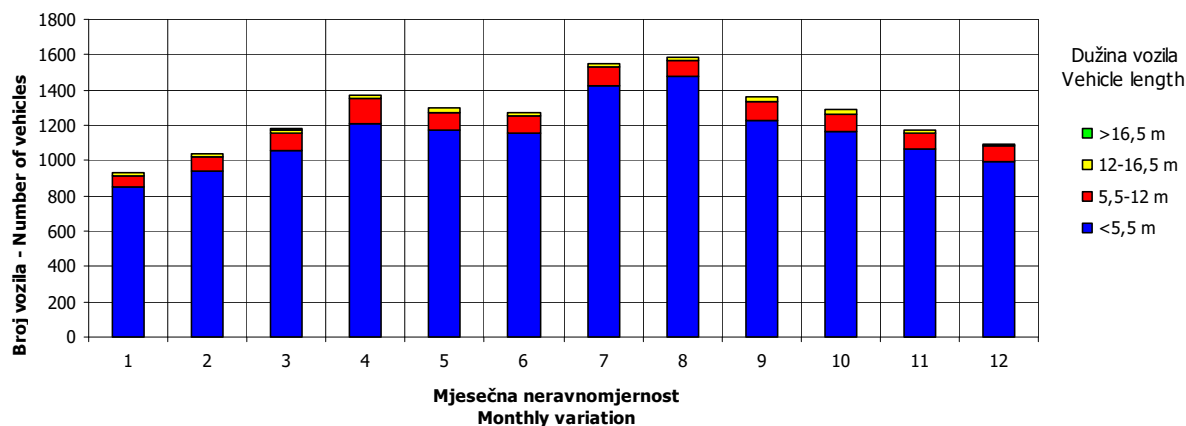
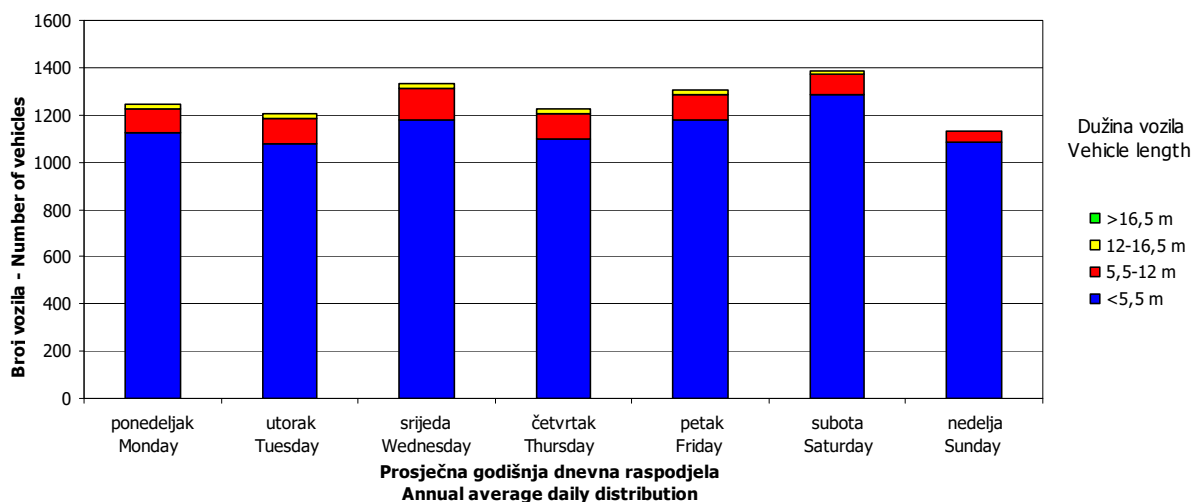
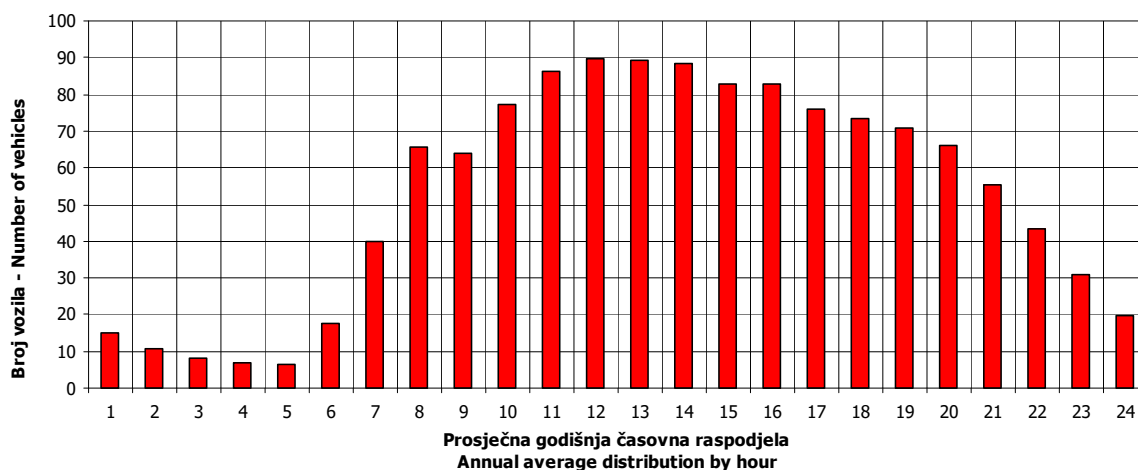


## VREMENSKA RASPODJELA SAOBRAĆAJNOG TOKA TRAFFIC FLOW TIME DISTRIBUTION

Automatski brojač broj - Automatic counter number  
 Lokalizet - Location / Stacionaža - Mileage [km+m]  
 Broj puta - Road number / Dionica - Section

000006  
 Komlenac / 14+835,00  
 M 14 / Kostajnica - Kozarska Dubica 1

**PGDS 1269 voz/dan    AADT 1269 veh/day**



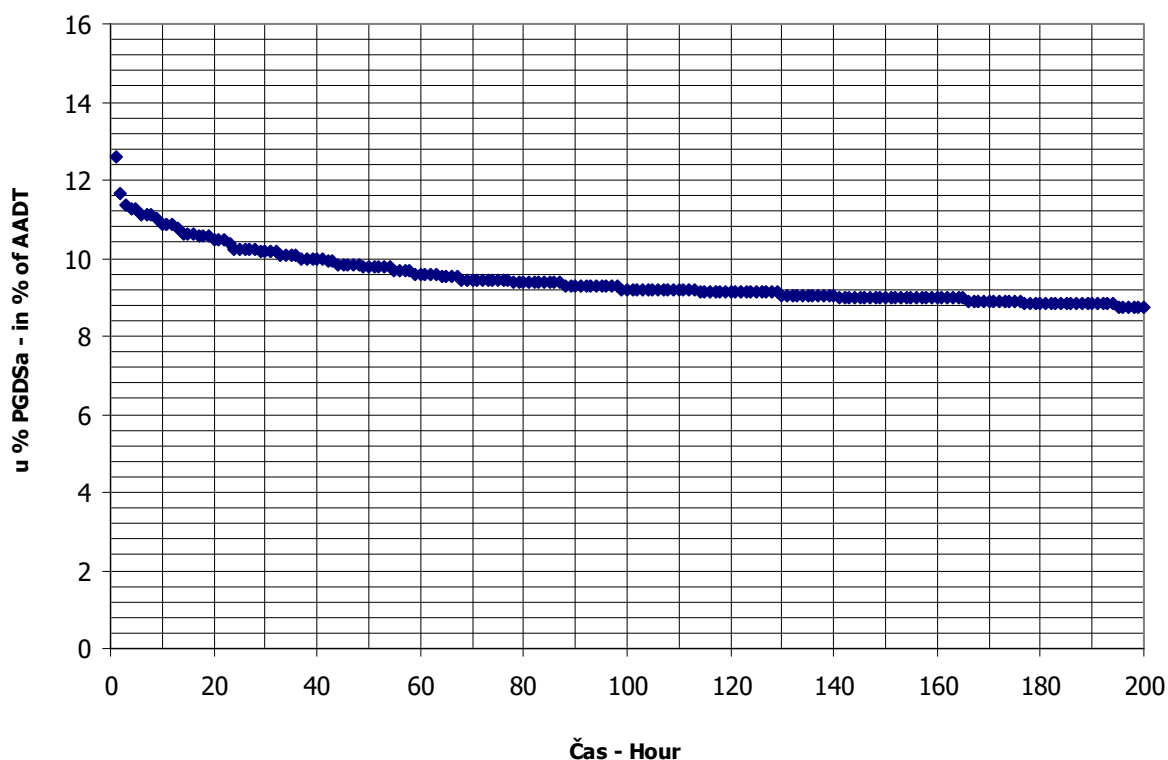


**SATNA DISTRIBUCIJA SAOBRAĆAJNOG TOKA**  
**TRAFFIC FLOW HOURLY DISTRIBUTION**

Automatski brojač broj - Automatic counter number  
 Lokalitet - Location / Stacionaža - Mileage [km+m]  
 Broj puta - Road number / Dionica - Section

000006  
 Komlenac / 14+835,00  
 M 14 / Kostajnica - Kozarska Dubica 1

<b>PGDS - AADT</b>	<b>1269 voz/dan - veh/day</b>							
Čas - Hour	Maksimalni vršni sat - Maximum peak hour	10	20	30	40	50	100	200
Sat u danu - Hour of day	15	16	20	10	12	21	10	14
Sat u godini - Hour in year	2943	2944	5132	4834	5532	5109	4810	4094
Dan - Day of week	nedjelja - Sunday	nedjelja - Sunday	nedjelja - Sunday	utorak - Tuesday	srijeda - Wednesday	subota - Saturday	ponedjeljak - Monday	subota - Saturday
Datum - Date	3	3	2	21	19	1	20	20
Mjesec - Month	maj - May	maj - May	avgust - August	juli - July	avgust - August	avgust - August	juli - July	juni - June
Vrijednost - Value	160	138	133	129	127	124	117	111
% - percent	12.61	10.87	10.48	10.17	10.01	9.77	9.22	8.75



**BROJANJE VOZILA NA MREŽI PUTEVA U REPUBLICI SRPSKOJ – 2015. GODINA**  
**VEHICLE COUNTING ON THE ROAD NETWORK OF THE REPUBLIC OF SRPSKA – YEAR 2015**

**MJESEČNI BROJ VOZILA**  
**MONTHLY NUMBER OF VEHICLES**

Automatski brojač broj - Automatic counter number  
 Lokalitet - Location / Stacionaža - Mileage [km+m]  
 Broj puta - Road number / Dionica - Section

000007  
 Gašnica / 16+627,00  
 M 14.1 / Draksenić - Vrbaška 1

	Mjesec - Month											
	Januar- January	Februar- February	Mart- March	April- April	Maj- May	Jun- June	Jul- July	August- August	Septembar- September	Oktobar- October	Novembar- November	Decembar- December
1	712	1095	1507	1511	2238	1762	1661	2828	1648	1572	1907	1319
2	1207	1229	1353	1581	2055	1559	1553	2437	1691	2151	1552	1378
3	1620	1145	1317	1580	2948	1591	1909	2373	1680	1573	1391	1333
4	1628	1265	1381	1886	1749	1483	1896	2294	2021	1834	1465	1791
5	1617	1339	1429	1823	1665	1750	1680	2259	1751	1495	1516	1444
6	1152	1496	1713	1822	1916	1731	1672	2137	1808	1539	1757	1314
7	772	1357	1442	1852	1681	1736	1774	2612	1691	1668	1466	1442
8	948	1308	1403	1789	1556	1675	1684	2410	1673	1694	1443	1502
9	966	1378	1372	2120	1602	1728	1853	2372	1671	2043	1417	1449
10	1291	1385	1379	3327	2094	1735	2366	1933	1607	1858	1395	1384
11	1632	1435	1437	2355	1601	2102	2032	1922	1990	1920	1322	1435
12	1132	1340	1371	2044	1627	2015	1989	1892	1760	1692	1490	1342
13	1166	1605	1695	3282	1564	1941	2001	1991	1698	1589	1677	1220
14	783	1415	1578	1719	1657	1904	1909	2592	1621	1676	1554	1271
15	903	1431	1473	1771	1833	1507	2001	2427	1608	1653	1499	1052
16	1166	1451	1515	1772	1660	1518	1914	2645	1677	1865	1489	1096
17	1057	1371	1348	1740	1599	1690	1482	1914	1716	1708	1460	1162
18	969	1213	1409	1615	1481	1657	2427	2110	2105	1800	1595	1454
19	1266	1337	1538	1556	1628	1996	2208	2946	2159	1554	1179	1013
20	1453	1574	1750	1507	1817	1844	1996	1912	2017	1613	1853	946
21	1408	1362	1475	1749	1930	1376	2256	2114	1991	1621	1585	1115
22	1311	1146	1483	1752	2013	1573	2070	1815	1717	1705	1509	1407
23	1313	1320	1358	1620	1837	1624	2098	1996	1626	2192	1524	1900
24	1180	947	1407	2051	1952	1967	2807	1738	1672	1840	1643	2542
25	983	1351	1401	1914	1583	1727	3209	1622	1948	1700	1576	2195
26	1271	1403	1510	2135	1627	1785	2607	1727	1749	1992	1552	1907
27	1315	1622	1839	1754	1505	1641	2391	2139	1808	1666	1748	1467
28	1326	1465	1554	1716	1675	2101	2368	2121	1573	1552	1452	1949
29	1214		1532	1906	1973	1633	2168	1778	1618	1527	1549	1856
30	1339		1506	2869	1860	1569	2539	2035	1619	2060	1496	2060
31	1169		1471		1579		3214	1699		1789		1661
Ukupno- Total	37269	37785	45946	58118	55505	51920	65734	66790	52913	54141	46061	46406
Prosjek- Average	1202	1349	1482	1937	1790	1731	2120	2155	1764	1746	1535	1497
Godšnji prosjek (PGDS) - Annual average (AADT)												1697

**BROJANJE VOZILA NA MREŽI PUTEVA U REPUBLICI SRPSKOJ – 2015. GODINA**  
**VEHICLE COUNTING ON THE ROAD NETWORK OF THE REPUBLIC OF SRPSKA – YEAR 2015**

**STRUKTURA SAOBRAĆAJNOG TOKA**  
**TRAFFIC FLOW COMPOSITION**

Automatski brojač broj - Automatic counter number  
 Lokalizet - Location / Stacionaža - Mileage [km+m]  
 Broj puta - Road number / Dionica - Section

000007  
 Gašnica / 16+627,00  
 M 14.1 / Draksenić - Vrbaška 1

Mjesec - Month	Smjer - Direction	Dužina vozila - Vehicle length								Ukupno - Total
		< 5,5 m	(%)	5,5 - 12 m	(%)	12 - 16,5 m	(%)	< 16,5 m	(%)	
Januar - January	I	15500	87.5	1843	10.4	336	1.9	43	0.2	17722
	II	17454	89.3	1686	8.6	401	2.1	6	0.0	19547
	ukupno - total	32951	88.4	3531	9.5	737	2.0	49	0.1	37269
Februar - February	I	16567	87.5	1970	10.4	359	1.9	46	0.2	18941
	II	16826	89.3	1625	8.6	387	2.1	6	0.0	18844
	ukupno - total	33408	88.4	3580	9.5	748	2.0	50	0.1	37785
Mart - March	I	19974	87.5	2375	10.4	433	1.9	55	0.2	22837
	II	20635	89.3	1993	8.6	475	2.1	7	0.0	23109
	ukupno - total	40623	88.4	4353	9.5	909	2.0	61	0.1	45946
April - April	I	26261	87.5	3122	10.4	570	1.9	72	0.2	30025
	II	25085	89.3	2422	8.6	577	2.1	9	0.0	28093
	ukupno - total	51385	88.4	5506	9.5	1150	2.0	77	0.1	58118
Maj - May	I	23935	87.5	2846	10.4	519	1.9	66	0.2	27365
	II	25126	89.3	2426	8.6	578	2.1	9	0.0	28140
	ukupno - total	49075	88.4	5259	9.5	1098	2.0	73	0.1	55505
Juni - June	I	22618	87.5	2689	10.4	491	1.9	62	0.2	25860
	II	23269	89.3	2247	8.6	535	2.1	8	0.0	26060
	ukupno - total	45905	88.4	4919	9.5	1027	2.0	69	0.1	51920
Juli - July	I	30062	87.5	3574	10.4	652	1.9	83	0.2	34371
	II	28004	89.3	2704	8.6	644	2.1	10	0.0	31363
	ukupno - total	58119	88.4	6228	9.5	1301	2.0	87	0.1	65734
Avgust - August	I	29537	87.5	3512	10.4	641	1.9	81	0.2	33770
	II	29484	89.3	2847	8.6	678	2.1	11	0.0	33020
	ukupno - total	59052	88.4	6328	9.5	1322	2.0	88	0.1	66790
Septembar - September	I	23037	87.5	2739	10.4	500	1.9	63	0.2	26339
	II	23728	89.3	2291	8.6	546	2.1	9	0.0	26574
	ukupno - total	46783	88.4	5013	9.5	1047	2.0	70	0.1	52913
Oktobar - October	I	23839	87.5	2834	10.4	517	1.9	66	0.2	27256
	II	24006	89.3	2318	8.6	552	2.1	9	0.0	26885
	ukupno - total	47869	88.4	5129	9.5	1071	2.0	72	0.1	54141
Novembar - November	I	19752	87.5	2348	10.4	429	1.9	54	0.2	22584
	II	20963	89.3	2024	8.6	482	2.1	8	0.0	23477
	ukupno - total	40725	88.4	4364	9.5	911	2.0	61	0.1	46061
Decembar - December	I	21115	87.5	2510	10.4	458	1.9	58	0.2	24142
	II	19880	89.3	1920	8.6	457	2.1	7	0.0	22264
	ukupno - total	41030	88.4	4397	9.5	918	2.0	61	0.1	46406
Ukupno (godišnje) - Total (annual)	I	272197	87.5	32361	10.4	5905	1.9	749	0.2	311212
	II	274460	89.3	26505	8.6	6311	2.1	100	0.0	307376
	ukupno - total	546925	88.4	58606	9.5	12240	2.0	818	0.1	618588
Prosjeak (PGDS) - Average (AADT)	I	746	85.9	89	11.1	16	2.7	2	0.3	853
	II	752	86.6	73	10.4	17	3.0	0	0.0	842
	ukupno - total	1498	88.3	161	9.5	34	2.0	2	0.1	1697

**BRONANJE VOZILA NA MREŽI PUTEVA U REPUBLICI SRPSKOJ – 2015. GODINA**  
**VEHICLE COUNTING ON THE ROAD NETWORK OF THE REPUBLIC OF SRPSKA – YEAR 2015**

**SAOBRAĆAJNI POKAZATELJI**

Automatski brojač broj  
 Lokalizet / Stacionaža [km+m]  
 Broj puta / Dionica

000007  
 Gašnica / 16+627,00  
 M 14.1 / Draksenić - Vrbaška 1

Mjesec	Smjer	minimalni čas		maksimalni čas		voz/h	datum/dan	voz/dan	minimalni dan		maksimalni dan		dnevni prosjek (05-21 h)	noćni prosjek (21-05 h)	prosjek radnim danom	prosjek vikendom	ljetni prosjek	
		čas	voz/h	čas	voz/dan				datum/dan	voz/dan								
Januar	I	13/utorak	3	0	15	116	21/srijeda	343	1/četvrtak	5/ponedjeljak	753	522	49	326	246			
	II	6/utorak	2	0	13	198	11/nedjelja	369	1/četvrtak	11/nedjelja	1241	581	49	324	307			
	I+II	19/četvrtak	3	1	13	237	11/nedjelja	712	1/četvrtak	11/nedjelja	1632	1104	99	650	552			
Februar	I	2/ponedjeljak	1	0	14	77	27/petak	464	1/nedjelja	13/petak	895	625	51	500	177			
	II	1/nedjelja	5	0	14	93	8/nedjelja	468	24/utorak	15/nedjelja	831	626	47	472	201			
	I+II	6/petak	4	1	12	142	11/srijeda	947	24/utorak	27/petak	1622	1251	98	972	378			
Mart	I	3/utorak	3	0	16	84	13/petak	603	8/nedjelja	27/petak	995	683	54	536	201			
	II	1/nedjelja	2	0	17	107	1/nedjelja	657	12/četvrtak	29/nedjelja	880	690	55	512	233			
	I+II	16/ponedjeljak	1	0	17	165	1/nedjelja	1317	3/utorak	27/petak	1839	1373	109	1048	434			
April	I	2/četvrtak	0	0	19	212	10/petak	664	19/nedjelja	10/petak	2229	896	106	634	367			
	II	3/petak	4	0	15	194	13/ponedjeljak	717	20/ponedjeljak	13/ponedjeljak	2244	862	74	572	364			
	I+II	23/četvrtak	3	0	17	282	10/petak	1507	20/ponedjeljak	10/petak	3327	1758	180	1206	731			
Maj	I	26/utorak	2	0	10	103	1/petak	703	24/nedjelja	1/petak	1347	748	135	573	310			
	II	15/petak	3	0	13	255	3/nedjelja	692	8/petak	3/nedjelja	2124	801	107	527	381			
	I+II	6/srijeda	1	2	13	300	3/nedjelja	1481	18/ponedjeljak	3/nedjelja	2948	1549	242	1099	691			
Juni	I	16/utorak	1	0	16	101	24/srijeda	646	2/nedjelja	11/četvrtak	1202	756	106	646	217	862		
	II	1/ponedjeljak	3	0	18	210	28/nedjelja	725	4/četvrtak	28/nedjelja	1409	775	94	609	259	868		
	I+II	16/utorak	1	1	18	263	28/nedjelja	1376	2/nedjelja	11/četvrtak	2102	1531	200	1255	476	1731		
Juli	I	8/srijeda	4	1	21	214	31/petak	761	5/nedjelja	31/petak	1969	946	163	818	291	1109		
	II	1/srijeda	2	0	10	130	25/subota	623	17/petak	28/nedjelja	1421	893	118	721	291	1011		
	I+II	1/srijeda	2	3	14	316	25/subota	1482	17/petak	31/petak	3214	1839	281	1538	582	2120		
Avgust	I	26/srijeda	1	0	11	162	1/subota	734	30/nedjelja	1/subota	1775	935	154	742	348	1090		
	II	10/ponedjeljak	3	0	17	167	16/nedjelja	782	25/utorak	16/nedjelja	1733	946	119	679	386	1065		
	I+II	26/srijeda	1	2	11	251	1/subota	1622	25/utorak	19/srijeda	2946	1881	273	1421	734	2155		
Septembar	I	16/srijeda	2	0	18	106	18/petak	742	13/nedjelja	18/petak	1170	794	85	647	232	879		
	II	10/četvrtak	3	0	15	123	27/nedjelja	774	28/ponedjeljak	20/nedjelja	1111	807	78	625	260	885		
	I+II	23/srijeda	2	1	15	179	27/nedjelja	1573	28/ponedjeljak	19/subota	2159	1601	162	1272	492	1764		
Oktobar	I	11/nedjelja	0	0	19	113	30/petak	662	18/nedjelja	23/petak	1290	793	86	639	241			
	II	1/četvrtak	2	0	15	136	11/nedjelja	733	29/četvrtak	11/nedjelja	1181	798	69	591	276			
	I+II	22/četvrtak	2	0	14	197	26/ponedjeljak	1495	5/ponedjeljak	23/petak	2192	1591	155	1230	517			
Novembar	I	2/ponedjeljak	2	0	15	87	4/srijeda	576	20/nedjelja	20/petak	1020	694	59	547	206			
	II	3/utorak	3	0	14	132	22/nedjelja	576	19/četvrtak	1/nedjelja	1197	727	56	523	260			
	I+II	9/ponedjeljak	3	0	14	173	19/četvrtak	1179	19/četvrtak	1/nedjelja	1907	1421	114	1070	465			
Decembar	I	8/utorak	1	0	16	144	24/četvrtak	460	20/nedjelja	24/četvrtak	1677	715	65	609	170			
	II	1/utorak	1	0	13	107	8/utorak	486	20/nedjelja	25/petak	1031	661	57	545	173			
	I+II	8/utorak	1	0	15	223	25/petak	946	20/nedjelja	24/četvrtak	2542	1376	121	1153	344			
Godina	I	13.1./utorak	3	0	21	214	31.7/petak	343	1.1./četvrtak	10.4./petak	2229	760	93	872	310	987		
	II	6.1./utorak	2	0	13	255	3.5./nedjelja	369	1.1./četvrtak	13.4./ponedjeljak	2244	765	77	809	915	959		
	I+II	16.3./ponedjeljak	1	0	14	316	25.7/subota	712	1.1./četvrtak	10.4./petak	3327	1525	170	1681	1725	1946		

**BROJANJE VOZILA NA MREŽI PUTEVA U REPUBLICI SRPSKOJ – 2015. GODINA**  
**VEHICLE COUNTING ON THE ROAD NETWORK OF THE REPUBLIC OF SRPSKA – YEAR 2015**

**TRAFFIC PARAMETERS**

Automatic counter number  
 Location / Mileage [km+m]  
 Road number / Section

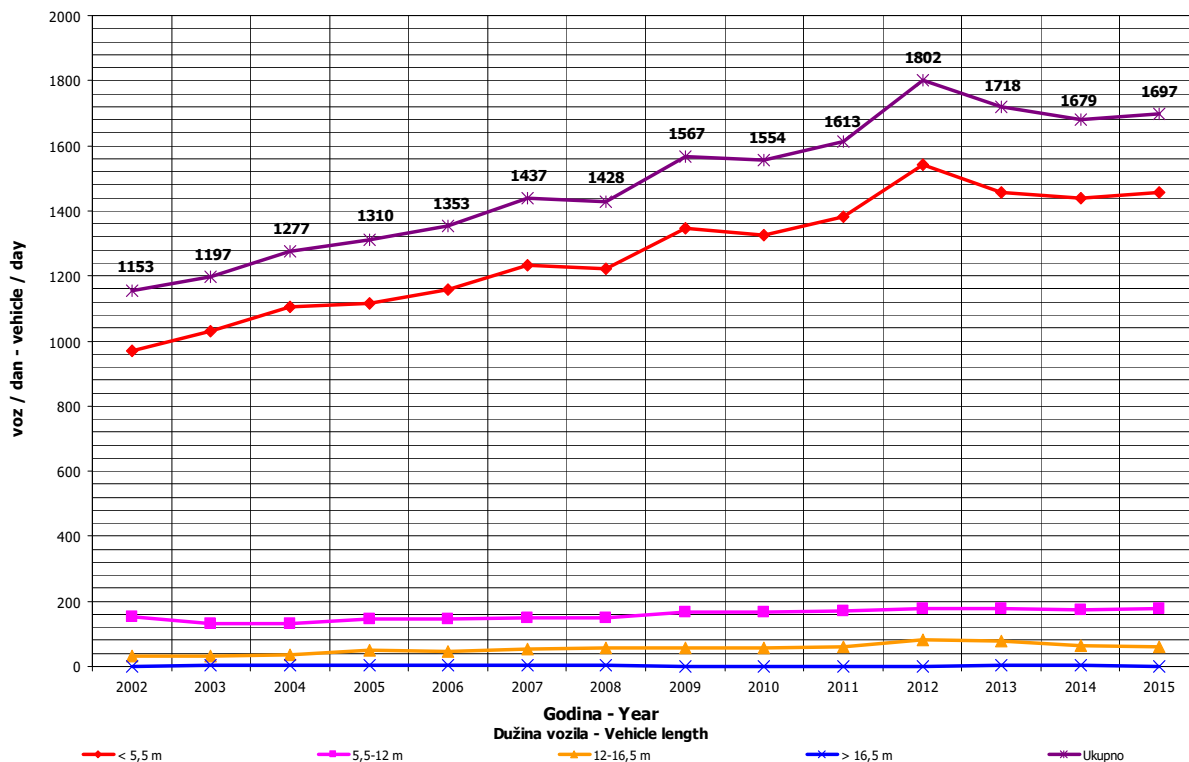
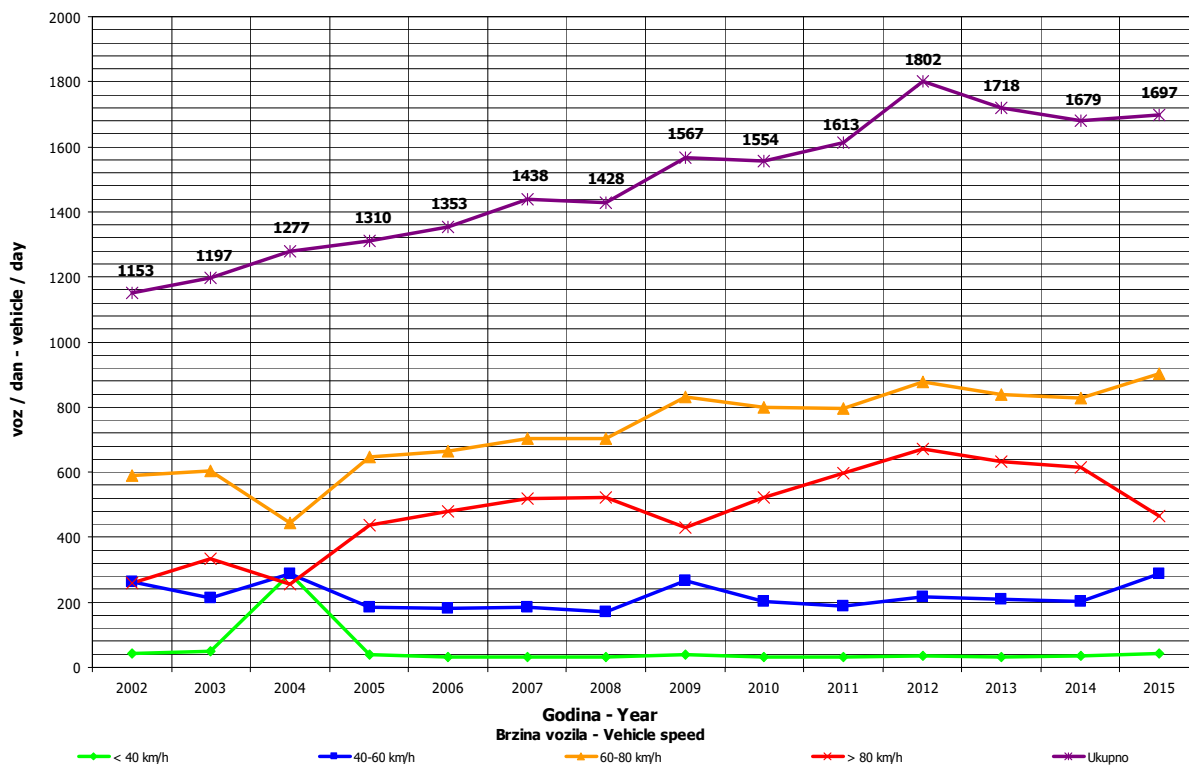
000007  
 Gašnica / 16+627,00  
 M 14.1 / Draksenić - Vrbaška 1

Month	Direction	minimum hour		maximum hour		veh/h	minimum day		maximum day		day time average (5-21 h)	night average (21-05 h)	working day average	weekend average	summer average
		date/day	hour	date/day	hour		date/day	veh/day	date/day	veh/day					
January	I	13/Tuesday	3	0	21/Wednesday	15	116	1/Thursday	343	5/Monday	753	522	49	326	246
	II	6/Tuesday	2	0	11/Sunday	13	198	1/Thursday	369	11/Sunday	1241	581	49	324	307
	I+II	15/Thursday	3	1	11/Sunday	13	237	1/Thursday	712	11/Sunday	1632	1104	99	650	552
February	I	2/Monday	1	0	27/Friday	14	77	1/Sunday	464	13/Friday	895	625	51	500	177
	II	7/Sunday	5	0	8/Sunday	14	93	24/Tuesday	468	15/Sunday	831	626	47	472	201
	I+II	6/Friday	4	1	11/Wednesday	12	142	24/Tuesday	947	27/Friday	1622	1251	98	972	378
March	I	3/Tuesday	3	0	13/Friday	16	84	8/Sunday	603	27/Friday	995	683	54	536	201
	II	3/Tuesday	2	0	1/Sunday	17	107	12/Thursday	657	29/Sunday	880	690	55	512	233
	I+II	16/Monday	1	0	1/Sunday	17	165	31/Friday	1317	29/Sunday	1839	1373	109	1048	434
April	I	2/Thursday	0	0	10/Friday	19	212	19/Sunday	664	10/Friday	2229	896	106	634	367
	II	3/Friday	4	0	13/Monday	15	194	20/Monday	717	13/Monday	2244	862	74	572	364
	I+II	23/Thursday	3	0	10/Friday	17	282	20/Monday	1507	10/Friday	3327	1758	180	1206	731
May	I	26/Tuesday	2	0	1/Friday	10	103	24/Sunday	703	1/Friday	1347	748	135	573	310
	II	15/Friday	3	0	3/Sunday	13	255	8/Friday	692	3/Sunday	2124	801	107	527	381
	I+II	6/Wednesday	1	2	3/Sunday	13	300	18/Monday	1481	3/Sunday	2948	1549	242	1099	691
June	I	16/Tuesday	1	0	24/Wednesday	16	101	21/Thursday	646	11/Thursday	1202	756	106	646	217
	II	1/Monday	3	0	28/Sunday	18	210	4/Thursday	725	28/Sunday	1409	775	94	609	259
	I+II	16/Tuesday	1	1	28/Sunday	18	263	21/Sunday	1376	11/Thursday	2102	1531	200	1255	476
July	I	8/Wednesday	4	1	31/Friday	21	214	5/Sunday	761	31/Friday	1969	946	163	818	291
	II	1/Wednesday	2	0	25/Saturday	10	130	17/Friday	623	26/Sunday	1421	893	118	721	291
	I+II	1/Wednesday	2	3	25/Saturday	14	316	17/Friday	1482	31/Friday	3214	1839	281	1538	582
August	I	26/Wednesday	1	0	1/Saturday	11	162	30/Sunday	734	1/Saturday	1775	935	154	742	348
	II	10/Monday	3	0	16/Sunday	17	167	25/Tuesday	782	16/Sunday	1733	946	119	679	386
	I+II	26/Wednesday	1	2	1/Saturday	11	251	25/Tuesday	1622	19/Wednesday	2946	1881	273	1421	734
September	I	16/Wednesday	2	0	18/Friday	18	106	13/Sunday	742	18/Friday	1170	794	85	647	232
	II	10/Thursday	3	0	27/Sunday	15	123	28/Monday	774	20/Sunday	1111	807	78	625	260
	I+II	23/Wednesday	2	1	27/Sunday	15	179	28/Monday	1573	19/Saturday	2159	1601	162	1272	492
October	I	11/Sunday	0	0	30/Friday	19	113	18/Sunday	662	23/Friday	1290	793	86	639	241
	II	1/Thursday	2	0	11/Sunday	15	136	29/Thursday	733	11/Sunday	1181	798	69	591	276
	I+II	22/Thursday	2	0	26/Monday	14	197	5/Monday	1495	23/Friday	2192	1591	155	1230	517
November	I	2/Monday	2	0	4/Wednesday	15	87	22/Thursday	576	20/Friday	1020	694	59	547	206
	II	3/Monday	3	0	22/Sunday	14	132	19/Thursday	576	1/Sunday	1197	727	56	523	260
	I+II	9/Monday	3	0	22/Sunday	14	173	19/Thursday	1179	1/Sunday	1907	1421	114	1070	465
December	I	8/Thursday	1	0	24/Thursday	16	144	20/Sunday	460	24/Thursday	1677	715	65	609	170
	II	1/Thursday	1	0	8/Thursday	13	107	20/Sunday	486	25/Friday	1031	661	57	545	173
	I+II	8/Thursday	1	0	25/Friday	15	223	20/Sunday	946	24/Thursday	2542	1376	121	1153	344
Year	I	13.1./Tuesday	3	0	31.7./Friday	21	214	1.1./Thursday	343	10.4./Friday	2229	760	93	872	810
	II	6.1./Tuesday	2	0	3.5./Sunday	13	255	1.1./Thursday	369	13.4./Monday	2244	765	77	809	915
	I+II	16.3./Monday	1	0	25.7./Saturday	14	316	1.1./Thursday	712	10.4./Friday	3327	1525	170	1681	1725

## GODIŠNJA NERAVNOMJERNOST SAOBRAĆAJNOG TOKA TRAFFIC FLOW ANNUAL VARIATION

Automatski brojač broj - Automatic counter number  
 Lokalizet - Location / Stacionaža - Mileage [km+m]  
 Broj puta - Road number / Dionica - Section

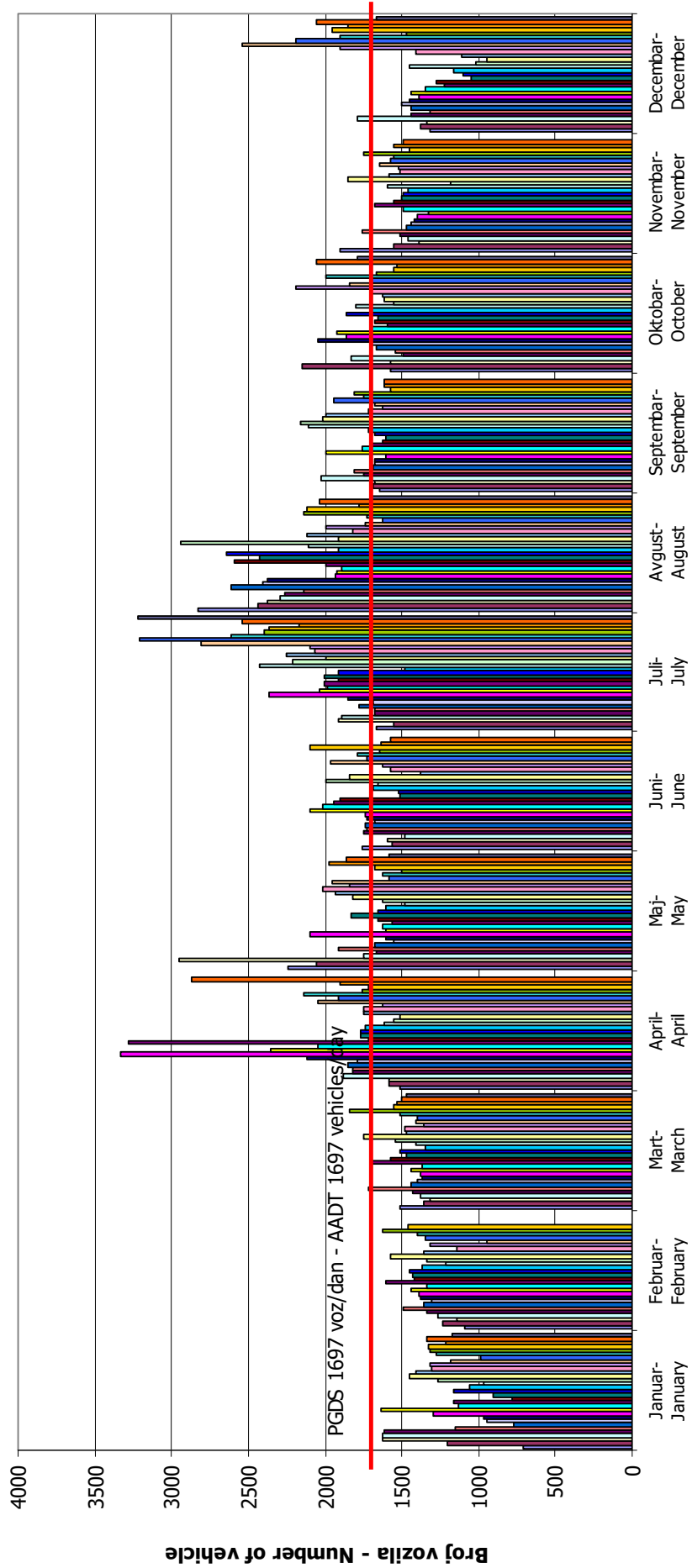
000007  
 Gašnica / 16+627,00  
 M 14.1 / Draksenić - Vrbaška 1



**DNEVNA NERAVNOMJERNOST SAOBRAĆAJNOG TOKA  
 TRAFFIC FLOW DAILY VARIATION**

Automatski brojač broj - Automatic counter number  
 Lokalityet - Location / Stacionaža - Mileage [km+tm]  
 Broj puta - Road number/ Dionica - Section

000007  
 Gašnica / 16+627,00  
 M 14.1 / Draksenić - Vrbaška 1



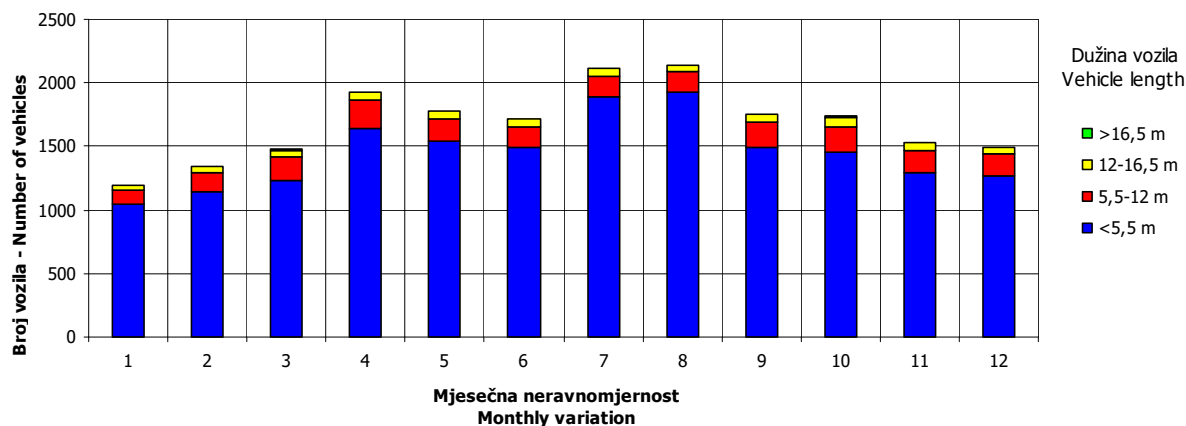
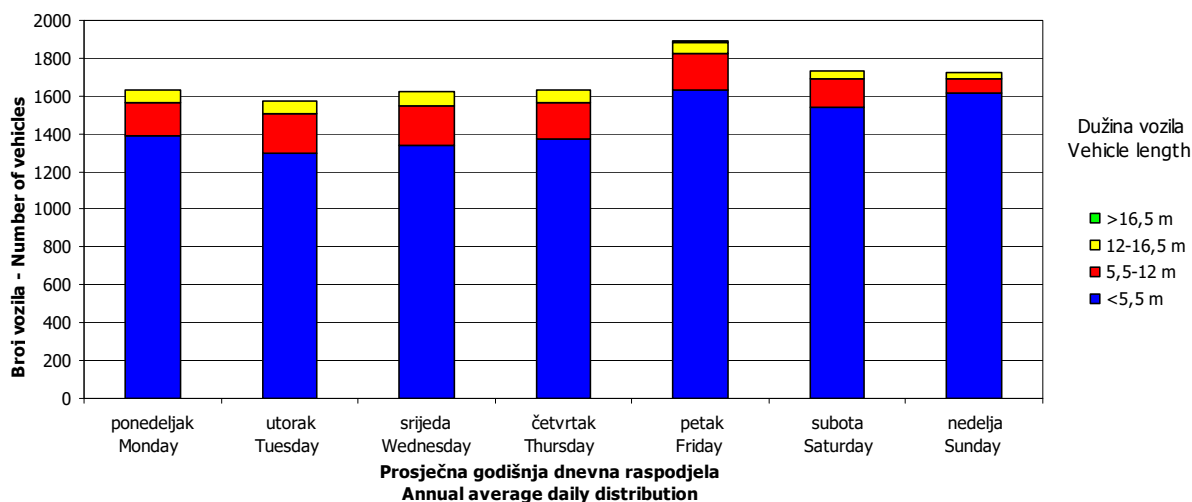
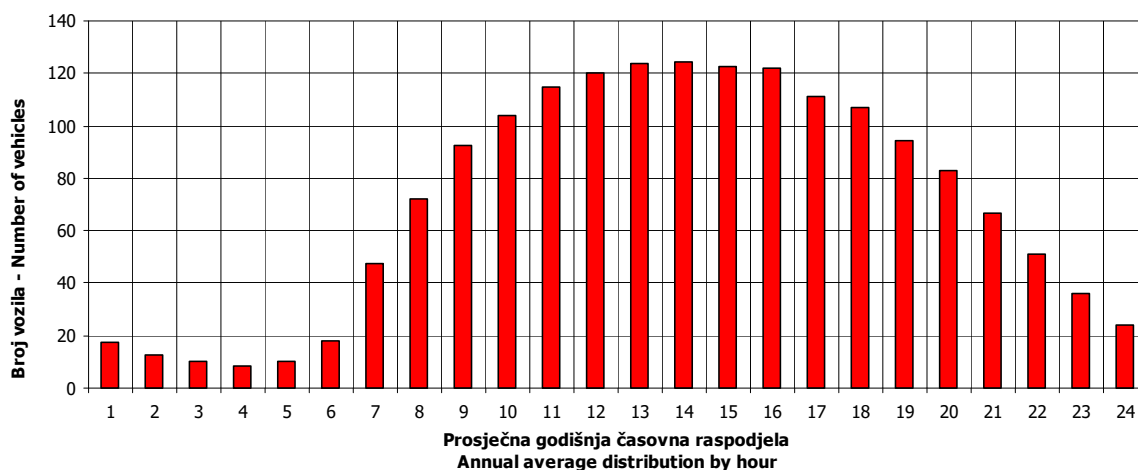
## VREMENSKA RASPODJELA SAOBRAĆAJNOG TOKA TRAFFIC FLOW TIME DISTRIBUTION

Automatski brojač broj - Automatic counter number  
 Lokalizet - Location / Stacionaža - Mileage [km+m]  
 Broj puta - Road number / Dionica - Section

000007  
 Gašnica / 16+627,00  
 M 14.1 / Draksenić - Vrbaška 1

**PGDS 1697 voz/dan    AADT 1697 veh/day**

**7**



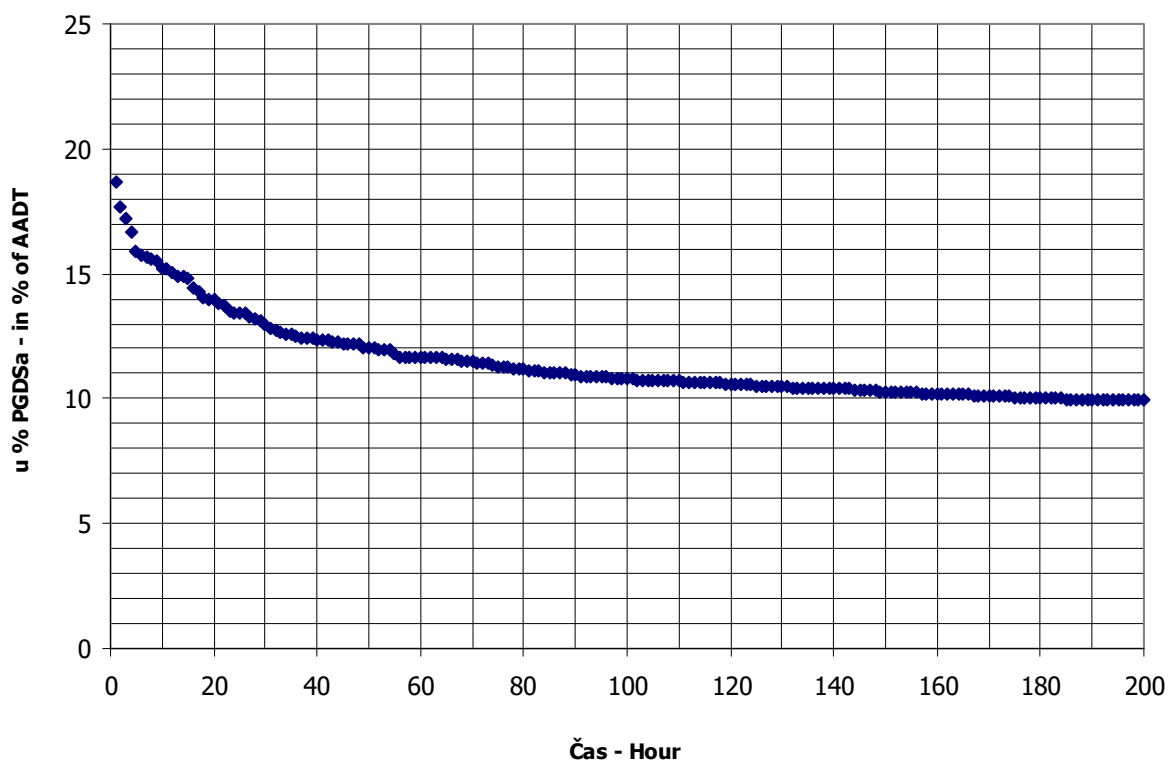


**SATNA DISTRIBUCIJA SAOBRAĆAJNOG TOKA**  
**TRAFFIC FLOW HOURLY DISTRIBUTION**

Automatski brojač broj - Automatic counter number  
 Lokalitet - Location / Stacionaža - Mileage [km+m]  
 Broj puta - Road number / Dionica - Section

000007  
 Gašnica / 16+627,00  
 M 14.1 / Draksenić - Vrbaška 1

<b>PGDS - AADT</b>	<b>1697 voz/dan - veh/day</b>							
Čas - Hour	Maksimalni vršni sat - Maximum peak hour	10	20	30	40	50	100	200
Sat u danu - Hour of day	14	10	17	15	12	12	13	13
Sat u godini - Hour in year	4934	4930	5465	5079	4932	5292	8605	2317
Dan - Day of week	subota - Saturday	subota - Saturday	nedelja - Sunday	petak - Friday	subota - Saturday	nedelja - Sunday	petak - Friday	utorak - Tuesday
Datum - Date	25	25	16	31	25	9	25	7
Mjesec - Month	juli - July	juli - July	avgust - August	juli - July	juli - July	avgust - August	decembar - December	april - April
Vrijednost - Value	316	257	234	217	209	204	183	168
% - percent	18.62	15.14	13.79	12.79	12.32	12.02	10.78	9.90



**BROJANJE VOZILA NA MREŽI PUTEVA U REPUBLICI SRPSKOJ – 2015. GODINA**  
**VEHICLE COUNTING ON THE ROAD NETWORK OF THE REPUBLIC OF SRPSKA – YEAR 2015**

**MJESEČNI BROJ VOZILA**  
**MONTHLY NUMBER OF VEHICLES**

Automatski brojač broj - Automatic counter number  
 Lokalizet - Location / Stacionaža - Mileage [km+m]  
 Broj puta - Road number / Dionica - Section

000008  
 Brestovčina / 2+953,00  
 M 16 / Gradiška - Nova Topola

	Mjesec - Month											
	Januar- January	Februar- February	Mart- March	April- April	Maj- May	Jun- June	Jul- July	August- August	Septembar- September	Oktobar- October	Novembar- November	Decembar- December
1	11370	7234	8968	10457	10727	11803	11270	13908	10798	11756	11892	9970
2	12096	8951	9604	10628	11633	10405	12067	12332	10692	12497	10568	10059
3	10251	8953	9488	9954	11470	10497	12526	13363	11010	11364	10132	10956
4	7536	8829	9514	10357	12097	11486	12151	12252	11424	11201	10560	11734
5	7402	9305	9906	9489	11328	11914	11243	12304	10945	11377	11328	9851
6	8975	9906	10729	10834	11228	10615	12360	13216	10671	10388	11549	8752
7	8239	9318	9367	11012	12234	9765	12009	14445	11104	11223	10734	10212
8	9580	7503	8400	11207	11515	9829	11834	14530	10783	11998	9481	10380
9	10435	7856	8945	12488	11871	10474	12396	12725	10635	12354	10602	9748
10	10342	8673	10026	14474	11261	10412	13643	12253	10838	12293	10127	10702
11	8914	8637	10014	11425	11400	11285	13626	12112	12456	10630	10315	10642
12	8192	9259	10722	10786	11159	12383	12102	12792	11558	11177	11218	8894
13	9714	10390	11460	14279	11297	11905	12212	12525	10625	11212	11683	8524
14	8283	9385	10600	11930	11620	11641	10823	13782	11122	10952	10818	10240
15	10271	8937	9679	11393	12327	10937	11797	15048	10412	11689	9470	8728
16	10314	8901	10398	12127	11168	11206	13290	13520	11535	12371	10786	8728
17	9697	9184	10058	10455	10231	10955	13922	11852	11743	11454	10639	9827
18	9359	9104	10720	11537	11318	11748	12624	11987	13175	9982	10322	12055
19	10229	9771	12325	9882	11118	12787	11782	11663	11428	10742	10410	7356
20	7484	9231	12997	10333	11481	11226	13166	12127	10321	10530	11918	7438
21	9659	9126	11668	11793	10978	10136	12192	12757	9482	11079	10062	10312
22	9543	8669	9946	11462	12200	10972	12504	12170	10997	12547	9687	10632
23	9934	9218	10467	12732	11276	10616	13483	11160	11286	12695	10833	10974
24	8634	8312	9667	13439	11305	10910	14526	11544	11984	12210	10317	11712
25	7786	9203	10626	13043	11311	10916	12411	10942	12307	10508	10047	12391
26	9838	9828	11260	9773	10967	12064	13371	11251	11491	11126	10907	11281
27	8993	10483	11367	11199	10866	11795	13665	12506	10789	11779	11127	9483
28	9107	7891	10450	11591	12103	11315	13547	12560	11443	11891	9976	9745
29	9281		10004	12205	12067	11795	12678	11971	10784	12211	9302	10413
30	9508		10364	14891	10898	10990	14221	11405	10673	12172	10653	11543
31	8693		10221		10170		14461	11561		12372		11535
Ukupno- Total	289659	252057	319960	347175	352624	334782	393902	388563	334511	357780	317463	314817
Prosje- Average	9344	9002	10321	11573	11375	11159	12707	12534	11150	11541	10582	10155
Godšnji prosjek (PGDS) - Annual average (AADT)												10967

**BROJANJE VOZILA NA MREŽI PUTEVA U REPUBLICI SRPSKOJ – 2015. GODINA**  
**VEHICLE COUNTING ON THE ROAD NETWORK OF THE REPUBLIC OF SRPSKA – YEAR 2015**

**STRUKTURA SAOBRAĆAJNOG TOKA**  
**TRAFFIC FLOW COMPOSITION**

Automatski brojač broj - Automatic counter number  
 Lokalizet - Location / Stacionaža - Mileage [km+m]  
 Broj puta - Road number / Dionica - Section

000008  
 Brestovčina / 2+953,00  
 M 16 / Gradiška - Nova Topola

Mjesec - Month	Smjer - Direction	Dužina vozila - Vehicle length								Ukupno - Total
		< 5,5 m	(%)	5,5 - 12 m	(%)	12 - 16,5 m	(%)	< 16,5 m	(%)	
Januar - January	I	126188	87.5	15002	10.4	2738	1.9	347	0.2	144275
	II	129815	89.3	12536	8.6	2985	2.1	47	0.0	145384
	ukupno - total	256102	88.4	27443	9.5	5731	2.0	383	0.1	289659
Februar - February	I	99676	87.5	11850	10.4	2162	1.9	274	0.2	113964
	II	123305	89.3	11908	8.6	2836	2.1	45	0.0	138093
	ukupno - total	222856	88.4	23880	9.5	4987	2.0	333	0.1	252057
Mart - March	I	133218	87.5	15838	10.4	2890	1.9	367	0.2	152313
	II	149694	89.3	14456	8.6	3442	2.1	54	0.0	167647
	ukupno - total	282893	88.4	30313	9.5	6331	2.0	423	0.1	319960
April - April	I	144537	87.5	17184	10.4	3136	1.9	398	0.2	165255
	II	162439	89.3	15687	8.6	3735	2.1	59	0.0	181920
	ukupno - total	306955	88.4	32892	9.5	6869	2.0	459	0.1	347175
Maj - May	I	144807	87.5	17216	10.4	3142	1.9	399	0.2	165563
	II	167029	89.3	16130	8.6	3841	2.1	61	0.0	187061
	ukupno - total	311773	88.4	33408	9.5	6977	2.0	466	0.1	352624
Juni - June	I	141939	87.5	16875	10.4	3079	1.9	391	0.2	162284
	II	154026	89.3	14874	8.6	3542	2.1	56	0.0	172498
	ukupno - total	295998	88.4	31718	9.5	6624	2.0	443	0.1	334782
Juli - July	I	172400	87.5	20496	10.4	3740	1.9	474	0.2	197111
	II	175717	89.3	16969	8.6	4041	2.1	64	0.0	196791
	ukupno - total	348268	88.4	37319	9.5	7794	2.0	521	0.1	393902
Avgust - August	I	157440	87.5	18718	10.4	3416	1.9	433	0.2	180006
	II	186223	89.3	17984	8.6	4282	2.1	68	0.0	208557
	ukupno - total	343548	88.4	36813	9.5	7688	2.0	514	0.1	388563
Septembar - September	I	137121	87.5	16302	10.4	2975	1.9	377	0.2	156775
	II	158703	89.3	15326	8.6	3650	2.1	58	0.0	177736
	ukupno - total	295758	88.4	31692	9.5	6619	2.0	442	0.1	334511
Oktobar - October	I	156087	87.5	18557	10.4	3386	1.9	430	0.2	178460
	II	160117	89.3	15463	8.6	3682	2.1	58	0.0	179320
	ukupno - total	316331	88.4	33896	9.5	7079	2.0	473	0.1	357780
Novembar - November	I	135099	87.5	16062	10.4	2931	1.9	372	0.2	154464
	II	145544	89.3	14055	8.6	3347	2.1	53	0.0	162999
	ukupno - total	280685	88.4	30077	9.5	6281	2.0	420	0.1	317463
Decembar - December	I	136985	87.5	16286	10.4	2972	1.9	377	0.2	156620
	II	141256	89.3	13641	8.6	3248	2.1	51	0.0	158197
	ukupno - total	278345	88.4	29826	9.5	6229	2.0	416	0.1	314817
Ukupno (godišnje) - Total (annual)	I	1685499	87.5	200386	10.4	36567	1.9	4639	0.2	1927090
	II	1853869	89.3	179030	8.6	42631	2.1	673	0.0	2076203
	ukupno - total	3539512	88.4	379276	9.5	79211	2.0	5295	0.1	4003293
Prosjek (PGDS) - Average (AADT)	I	4618	85.9	549	11.1	100	2.7	13	0.3	5280
	II	5079	86.6	490	10.4	117	3.0	2	0.0	5688
	ukupno - total	9697	88.4	1039	9.5	217	2.0	15	0.1	10967

**BRONANJE VOZILA NA MREŽI PUTEVA U REPUBLICI SRPSKOJ – 2015. GODINA**  
**VEHICLE COUNTING ON THE ROAD NETWORK OF THE REPUBLIC OF SRPSKA – YEAR 2015**

**SAO BRAČAJNI POKAZATELJI**

000008  
 Brestoväna / 2+953,00  
 M 16 / Gradiška - Nova Topola

Automatski brojač broj  
 Lokalizet / Stacionaža [km+m]  
 Broj puta / Dionica

Mjesec	Smjer	minimalni čas		maksimalni čas		voz/dän	datum/dän	voz/dän	datum/dän	maksimalni dän	voz/dän	dnevni prosjek (05-21 h)	noćni prosjek (21-05 h)	prosjek radnim danom	prosjek vikendom	ljetni prosjek
		čas	voz/h	čas	voz/h											
Januar	I	13/utorak	2	8	15	510	4/nedjelja	3325	2/petak	6108	4124	530	2411	2243		
	II	20/utorak	1	8	10	504	5/ponedjeljak	3345	2/petak	5988	4244	446	2397	2293		
	I+II	13/utorak	2	18	14	990	5/ponedjeljak	7402	2/petak	12096	8368	976	4808	4536		
	I	3/utorak	3	6	15	459	9/ponedjeljak	2669	13/petak	5159	3614	456	2999	1070		
Februar	II	24/utorak	2	7	11	442	7/subota	4058	1/nedjelja	5496	4491	442	3572	1360		
	I+II	3/utorak	3	16	15	819	1/nedjelja	7234	27/petak	10483	8104	898	6571	2431		
	I	2/ponedjeljak	3	6	15	519	9/ponedjeljak	3502	20/petak	7629	4337	576	3553	1361		
	II	17/utorak	2	4	7	436	8/nedjelja	4879	19/četvrtak	6041	4924	484	3895	1513		
Mart	I+II	10/utorak	2	21	12	922	8/nedjelja	8400	20/petak	12997	9261	1060	7448	2874		
	I	1/srijeda	2	10	15	523	5/nedjelja	4136	10/petak	8018	4772	736	3704	1804		
	II	21/utorak	2	8	13	590	17/petak	5137	13/ponedjeljak	8769	5449	616	4033	2031		
	I+II	21/utorak	2	22	11	974	5/nedjelja	9489	30/četvrtak	14891	10220	1352	7738	3835		
April	I	12/utorak	2	10	11	510	3/nedjelja	4100	1/petak	6403	4573	768	3502	1838		
	II	19/utorak	2	9	13	527	1/petak	4324	3/nedjelja	7370	5301	734	3937	2097		
	I+II	12/utorak	2	24	10	873	31/nedjelja	10170	15/petak	12327	9874	1501	7439	3936		
	I	8/ponedjeljak	2	10	15	463	8/ponedjeljak	4066	19/petak	7047	4625	784	3978	1431	5409	
Maj	II	9/utorak	2	13	12	527	6/subota	5123	1/ponedjeljak	6696	5024	726	4235	1516	5750	
	I+II	9/utorak	2	29	11	898	7/nedjelja	9765	19/petak	12787	9649	1510	8213	2947	11159	
	I	1/srijeda	2	18	11	573	5/nedjelja	5205	25/subota	7946	5333	1025	4686	1672	6358	
	II	14/utorak	3	18	11	520	25/subota	4465	30/četvrtak	7557	5355	994	4817	1531	6349	
Juni	I+II	17/ponedjeljak	2	40	11	972	14/utorak	10823	24/petak	14526	10688	2019	9503	3204	12707	
	I	24/ponedjeljak	2	18	20	539	23/nedjelja	4727	8/subota	7569	4991	816	3902	1905	5806	
	II	27/četvrtak	2	40	11	1018	25/utorak	5930	16/nedjelja	8025	5829	899	4479	2249	6728	
	I+II	3/četvrtak	3	1	17	493	21/ponedjeljak	10942	15/subota	15048	10820	1715	8380	4154	12534	
Juli	I	29/utorak	2	11	19	539	18/petak	5371	18/petak	7499	5328	596	4304	1621	5925	
	II	3/četvrtak	2	16	14	904	21/ponedjeljak	9482	18/petak	13175	9932	1218	8223	2928	11150	
	I+II	27/utorak	2	10	10	546	18/nedjelja	4690	23/petak	6897	5096	661	4149	1608		
	I	7/srijeda	3	6	16	504	20/utorak	5261	31/subota	6815	5231	554	4102	1683		
Avgust	I+II	7/srijeda	3	20	15	956	18/nedjelja	9982	23/petak	12695	10327	1214	8251	3291		
	I	25/srijeda	2	7	15	506	29/nedjelja	4054	20/petak	6079	4566	583	3715	1433		
	II	10/utorak	2	8	11	558	21/subota	4844	1/nedjelja	7517	4953	481	3819	1615		
	I+II	25/srijeda	2	17	11	881	29/nedjelja	9302	20/petak	11918	9518	1064	7535	3047		
Septembar	I	10/četvrtak	2	6	15	570	20/nedjelja	3537	18/petak	7072	4456	595	3917	1135		
	II	18/petak	2	6	12	494	19/subota	3600	30/srijeda	6279	4659	444	3930	1174		
	I+II	15/utorak	2	20	11	967	19/subota	7356	25/petak	12391	9116	1040	7846	2309		
	I	17.8/ponedjeljak	9	0	11	573	9.2/ponedjeljak	2669	10.4/petak	8018	4598	681	5370	5078	5706	
Godina	II	17.3/utorak	2	4	13	590	5.1/ponedjeljak	3345	13.4/ponedjeljak	8769	5069	620	5738	5578	6194	
	I+II	3.2/utorak	3	16	11	1018	1.2/nedjelja	7234	15.8/subota	15048	9667	1301	11108	10656	11900	

**BROJANJE VOZILA NA MREŽI PUTEVA U REPUBLICI SRPSKOJ – 2015. GODINA**  
**VEHICLE COUNTING ON THE ROAD NETWORK OF THE REPUBLIC OF SRPSKA – YEAR 2015**

**TRAFFIC PARAMETERS**

Automatic counter number  
 Location / Mileage [km+m]  
 Road number / Section

000008

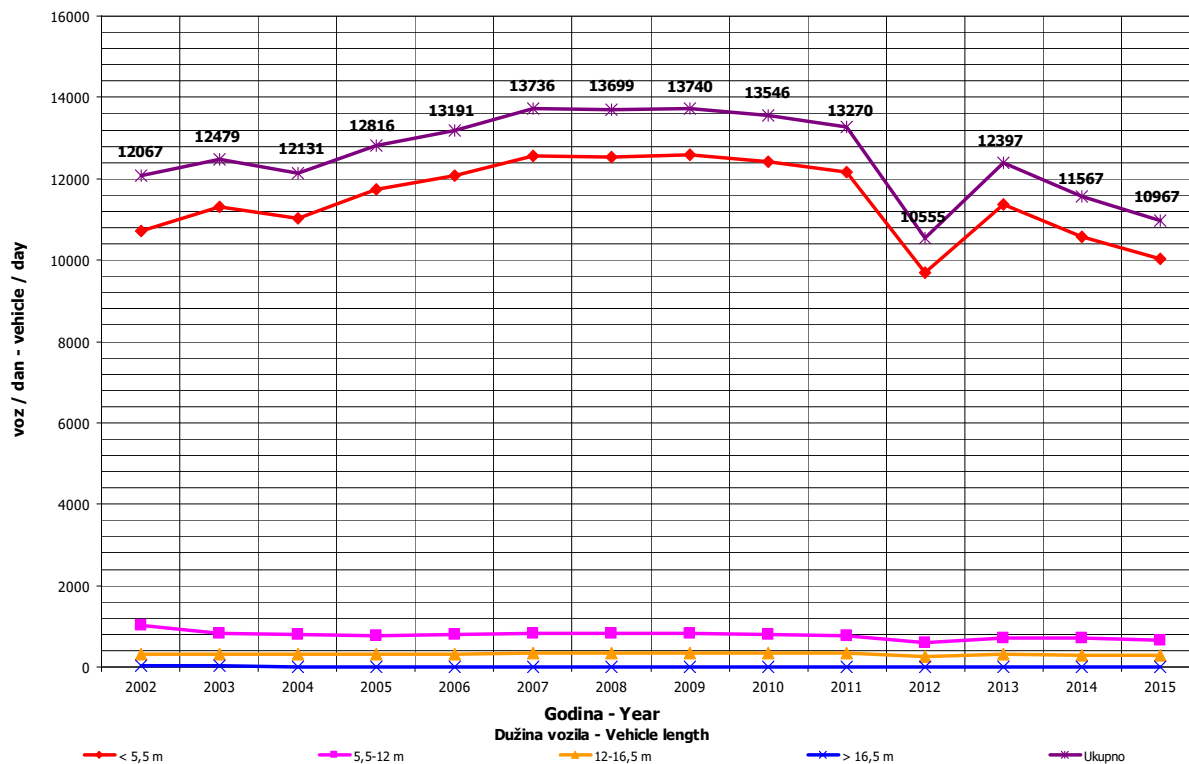
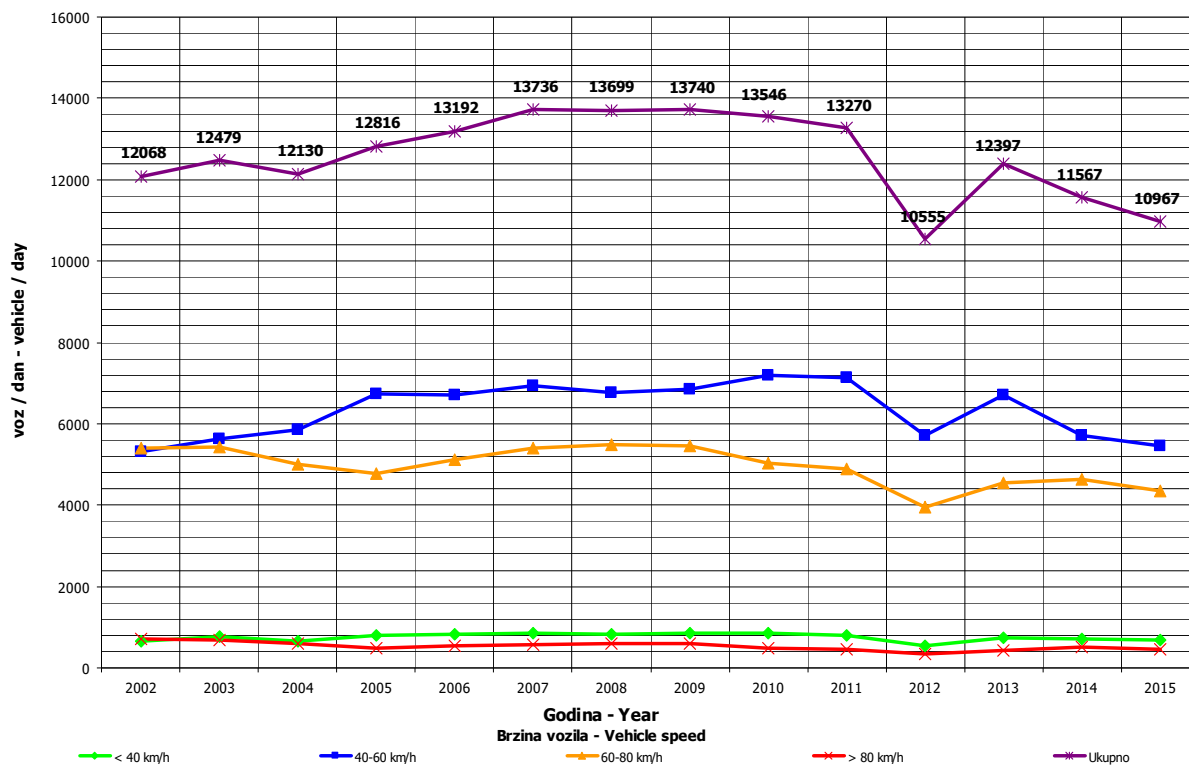
Brestovčana / 2+953,00  
 M 16 / Gradiška - Nova Topola

Month	Direction	minimum hour		maximum hour		veh/h	veh/day	minimum day		maximum day		day time average (5-21 h)	night average (21-05 h)	working day average	weekend average	summer average
		date/day	hour	date/day	hour			date/day	hour	date/day	hour					
January	I	13/Tuesday	2	8	2/Friday	15	510	4/Sunday	6108	2/Friday	6108	4124	530	2411	2243	
	II	20/Tuesday	1	8	2/Friday	10	504	5/Monday	3345	2/Friday	5988	4244	446	2397	2293	
	I+II	13/Tuesday	2	18	2/Friday	14	990	5/Monday	7402	2/Friday	12096	8368	976	4808	4536	
February	I	3/Tuesday	3	6	6/Friday	15	459	9/Monday	2669	13/Friday	5159	3614	456	2999	1070	
	II	24/Tuesday	2	7	7/Saturday	11	442	1/Sunday	4058	27/Friday	5496	4491	442	3572	1360	
	I+II	3/Tuesday	3	16	6/Friday	15	819	1/Sunday	7234	27/Friday	10483	8104	898	6571	2431	
March	I	2/Monday	3	6	19/Thursday	15	519	9/Monday	3502	20/Friday	7629	4337	576	3553	1361	
	II	17/Tuesday	2	4	5/Thursday	7	436	8/Sunday	4879	19/Thursday	6041	4924	484	3895	1513	
	I+II	10/Tuesday	2	21	21/Saturday	12	922	8/Sunday	8400	20/Friday	12997	9261	1060	7448	2874	
April	I	1/Wednesday	2	10	10/Friday	15	523	5/Sunday	4136	10/Friday	8018	4772	736	3704	1804	
	II	21/Tuesday	2	8	13/Monday	13	590	17/Friday	5137	13/Monday	8769	5449	616	4033	2031	
	I+II	21/Tuesday	2	22	30/Thursday	11	974	5/Sunday	9489	30/Thursday	14891	10220	1352	7738	3835	
May	I	12/Tuesday	2	10	1/Friday	11	510	3/Sunday	4100	1/Friday	6403	4573	768	3502	1838	
	II	19/Tuesday	2	9	3/Sunday	13	527	1/Friday	4324	3/Sunday	7370	5301	734	3937	2097	
	I+II	12/Tuesday	2	24	2/Saturday	10	873	31/Sunday	10170	15/Friday	12327	9874	1501	7439	3936	
June	I	8/Monday	2	10	12/Friday	15	463	8/Monday	4066	19/Friday	7047	4625	784	3978	1431	5409
	II	9/Tuesday	2	13	14/Sunday	12	527	6/Saturday	5123	1/Monday	6696	5024	726	4235	1516	5750
	I+II	9/Tuesday	2	29	14/Sunday	11	898	7/Sunday	9765	19/Friday	12787	9649	1510	8213	2947	11159
July	I	1/Wednesday	2	18	25/Saturday	11	573	5/Sunday	5205	25/Saturday	7946	5333	1025	4686	1672	6358
	II	14/Tuesday	3	18	30/Thursday	11	520	25/Saturday	4465	30/Thursday	7557	5355	994	4817	1531	6349
	I+II	1/Wednesday	2	40	30/Thursday	11	972	14/Tuesday	10823	24/Friday	14526	10688	2019	9503	3204	12707
August	I	17/Monday	9	0	7/Friday	20	539	23/Sunday	4727	8/Saturday	7569	4991	816	3902	1905	5806
	II	24/Monday	2	18	16/Sunday	11	536	25/Tuesday	5930	16/Sunday	8025	5829	899	4479	2249	6728
	I+II	27/Thursday	2	40	15/Saturday	11	1018	25/Tuesday	10942	15/Saturday	15048	10820	1715	8380	4154	12534
September	I	3/Thursday	3	1	25/Friday	17	493	21/Monday	3514	25/Friday	6324	4604	622	3919	1307	5226
	II	29/Tuesday	2	11	18/Friday	19	539	30/Wednesday	5371	18/Friday	7499	5328	596	4304	1621	5925
	I+II	3/Thursday	2	16	18/Friday	14	904	21/Monday	9482	18/Friday	13175	9932	1218	8223	2928	11150
October	I	27/Tuesday	2	10	28/Wednesday	10	546	18/Sunday	4690	23/Friday	6897	5096	661	4149	1608	
	II	7/Wednesday	3	6	29/Thursday	16	504	20/Tuesday	5261	31/Saturday	6815	5231	554	4102	1683	
	I+II	7/Wednesday	3	20	29/Thursday	15	956	18/Sunday	9982	23/Friday	12695	10327	1214	8251	3291	
November	I	25/Wednesday	2	7	6/Friday	15	508	29/Sunday	4054	20/Friday	6079	4566	583	3715	1433	
	II	10/Tuesday	2	8	1/Sunday	11	558	21/Saturday	4844	1/Sunday	7517	4953	481	3819	1615	
	I+II	25/Wednesday	2	17	1/Sunday	11	881	29/Sunday	9302	20/Friday	11918	9518	1064	7535	3047	
December	I	10/Thursday	2	6	23/Wednesday	15	570	20/Sunday	3537	18/Friday	7072	4456	595	3917	1135	
	II	18/Friday	2	6	30/Wednesday	12	494	19/Saturday	3600	30/Wednesday	6279	4659	444	3930	1174	
	I+II	15/Tuesday	2	20	26/Saturday	11	967	19/Saturday	7356	25/Friday	12391	9116	1040	7846	2309	
Year	I	17.8/Monday	9	0	25.7/Saturday	11	573	9.2/Monday	2669	10.4/Friday	8018	4598	681	5370	5078	5706
	II	17.3/Tuesday	2	4	13.4/Monday	13	590	5.1/Monday	3345	13.4/Monday	8769	5069	620	5738	5578	6194
	I+II	3.2/Tuesday	3	16	15.8/Saturday	11	1018	1.2/Sunday	7234	15.8/Saturday	15048	9667	1301	11108	10656	11900

## GODIŠNJA NERAVNOMJERNOST SAOBRAĆAJNOG TOKA TRAFFIC FLOW ANNUAL VARIATION

Automatski brojač broj - Automatic counter number  
 Lokalizet - Location / Stacionaža - Mileage [km+m]  
 Broj puta - Road number / Dionica - Section

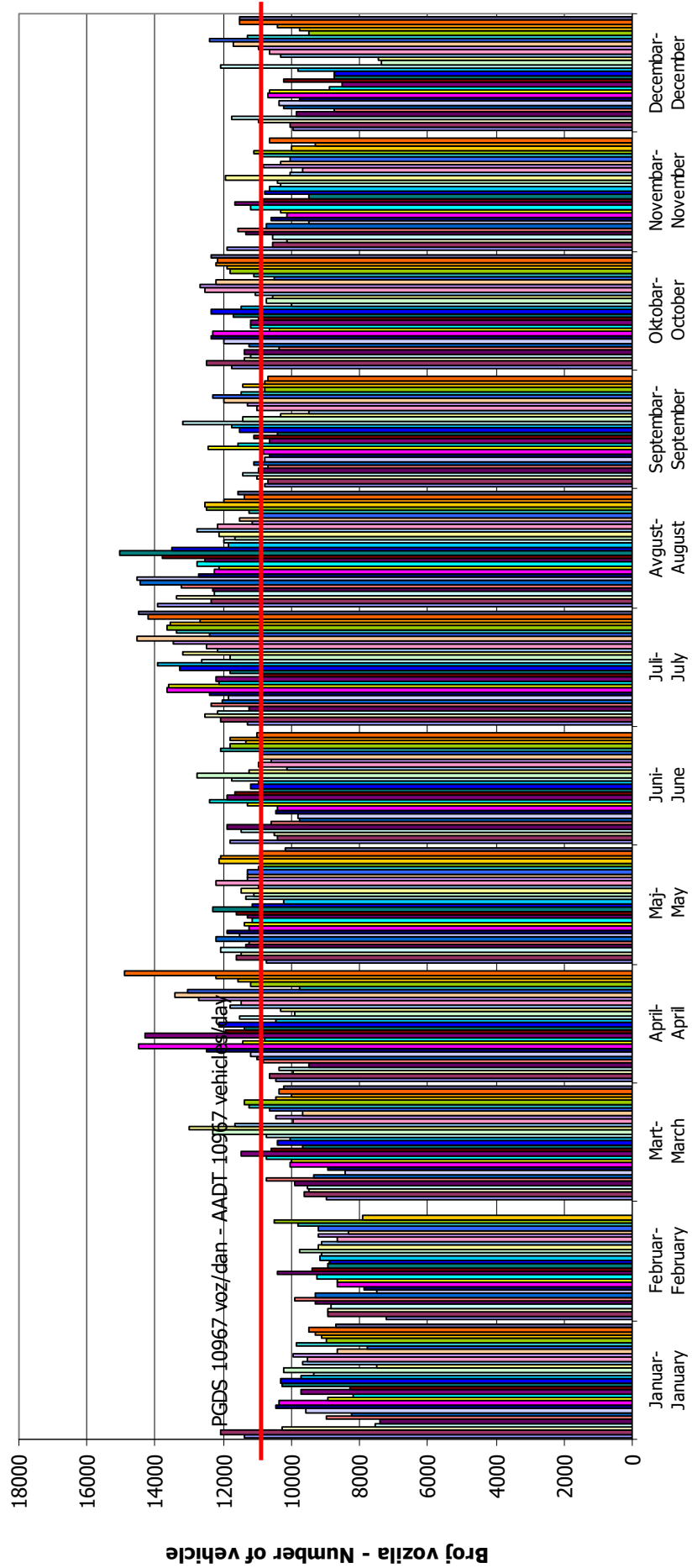
000008  
 Brestovčina / 2+953,00  
 M 16 / Gradiška - Nova Topola



**DNEVNA NERAVNOMJERNOST SAOBRAĆAJNOG TOKA  
 TRAFFIC FLOW DAILY VARIATION**

Automatski brojač broj - Automatic counter number  
 Lokalizet - Location / Stacionaža - Mileage [km+mm]  
 Broj puta - Road number/ Dionica - Section

000008  
 Brestovčina / 2+953,00  
 M 16 / Gradiška - Nova Topola

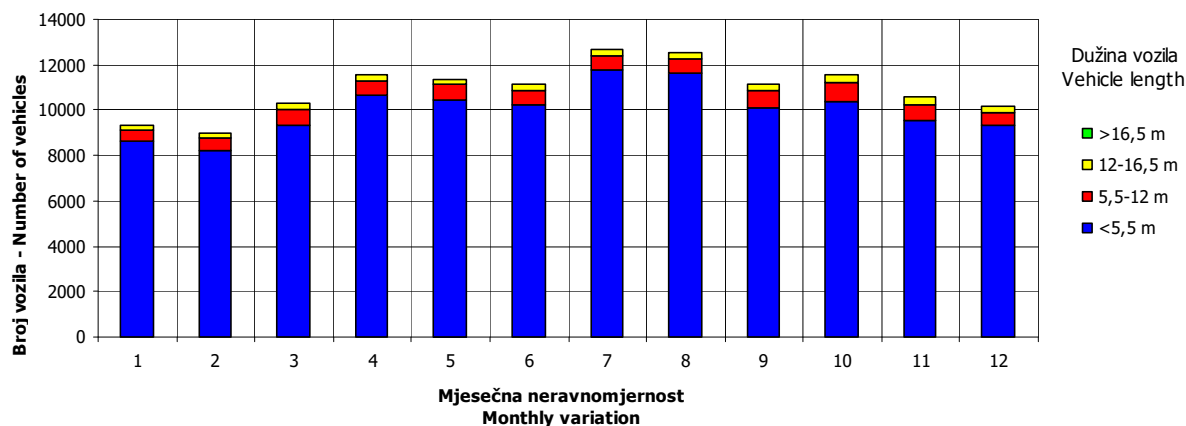
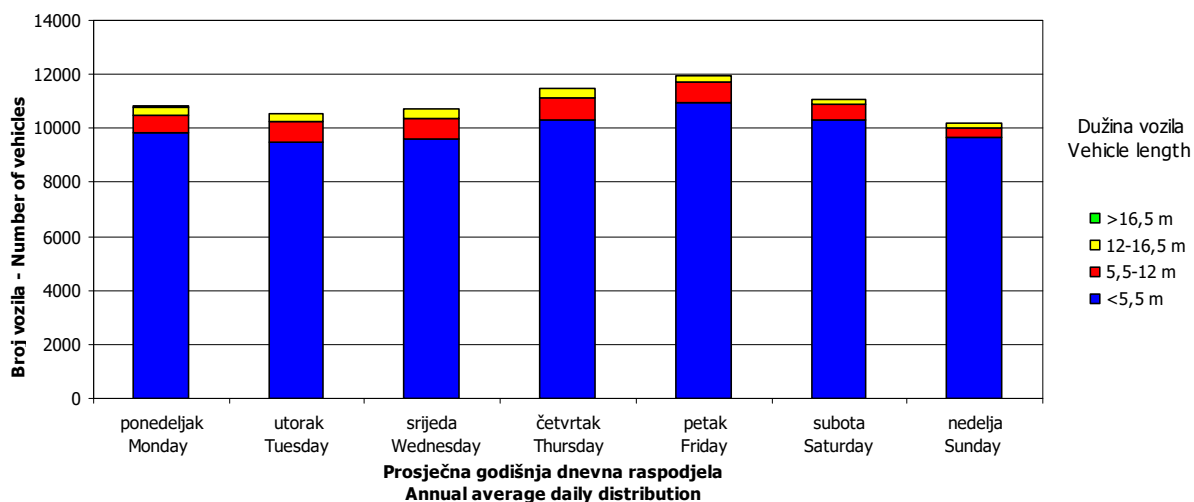
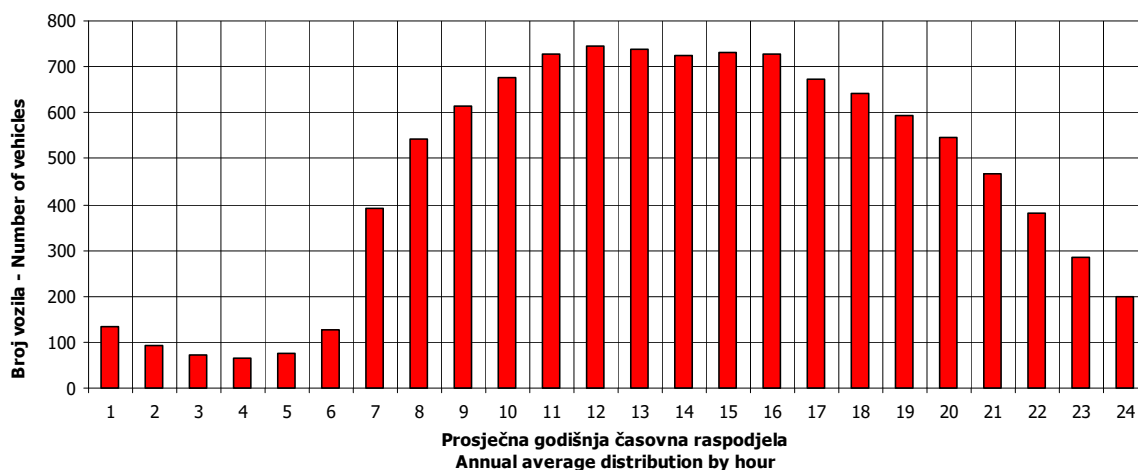


## VREMENSKA RASPODJELA SAOBRAĆAJNOG TOKA TRAFFIC FLOW TIME DISTRIBUTION

Automatski brojač broj - Automatic counter number  
 Lokalizet - Location / Stacionaža - Mileage [km+m]  
 Broj puta - Road number / Dionica - Section

000008  
 Brestovčina / 2+953,00  
 M 16 / Gradiška - Nova Topola

**PGDS 10967 voz/dan      AADT 10967 veh/day**

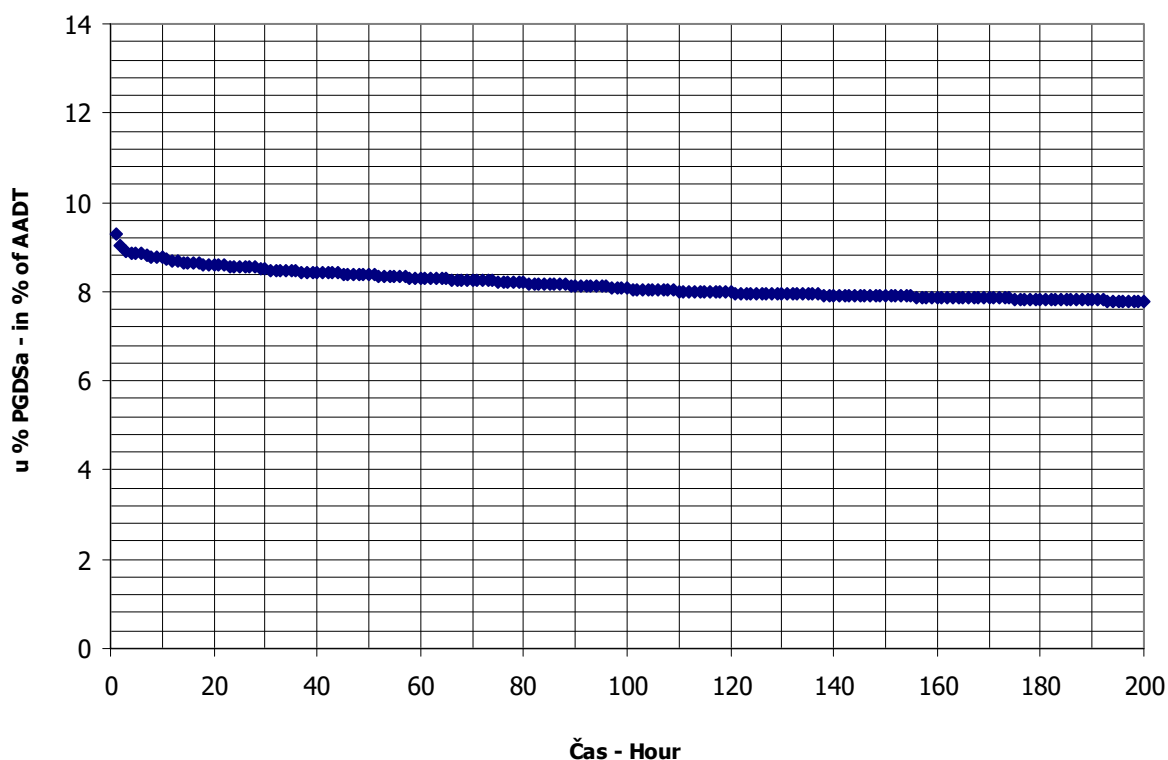




## SATNA DISTRIBUCIJA SAOBRAĆAJNOG TOKA TRAFFIC FLOW HOURLY DISTRIBUTION

Automatski brojač broj - Automatic counter number      000008  
 Lokalitet - Location / Stacionaža - Mileage [km+m]      Brestovčina / 2+953,00  
 Broj puta - Road number / Dionica - Section              M 16 / Gradiška - Nova Topola

<b>PGDS - AADT</b>	<b>10967 voz/dan - veh/day</b>							
Čas - Hour	Maksimalni vršni sat - Maximum peak hour	10	20	30	40	50	100	200
Sat u danu - Hour of day	11	15	9	13	12	9	15	14
Sat u godini - Hour in year	5435	7239	5265	5077	1908	5097	5247	8582
Dan - Day of week	subota-Saturday	četvrtak-Thursday	subota-Saturday	petak-Friday	subota-Saturday	subota-Saturday	petak-Friday	četvrtak-Thursday
Datum - Date	15	29	8	31	21	1	7	24
Mjesec - Month	avgust-August	oktobar-October	avgust-August	juli-July	mart-March	avgust-August	avgust-August	decembar-December
Vrijednost - Value	1018	956	944	931	922	918	883	854
% - percent	9.28	8.72	8.61	8.49	8.41	8.37	8.05	7.79



**BROJANJE VOZILA NA MREŽI PUTEVA U REPUBLICI SRPSKOJ – 2015. GODINA**  
**VEHICLE COUNTING ON THE ROAD NETWORK OF THE REPUBLIC OF SRPSKA – YEAR 2015**

**MJESEČNI BROJ VOZILA**  
**MONTHLY NUMBER OF VEHICLES**

Automatski brojač broj - Automatic counter number  
 Lokalitet - Location / Stacionaža - Mileage [km+m]  
 Broj puta - Road number / Dionica - Section

000009  
 Kočićevo / 2+304,00  
 M 14.1 / Nova Topola - Srbac

	Mjesec - Month											
	Januar- January	Februar- February	Mart- March	April- April	Maj- May	Jun- June	Jul- July	August- August	Septembar- September	Oktobar- October	Novembar- November	Decembar- December
1	1559	1839	2473	2780	2697	2995	2842	3601	2831	3019	2964	2438
2	2028	2296	2443	2718	3060	2791	2853	3596	2992	3281	2718	2526
3	2535	2182	2381	3173	3169	2924	2995	3275	2863	2938	2636	2674
4	2535	2325	2469	3226	3142	2858	2979	3454	3168	2827	2684	2899
5	2858	2497	2564	3020	3142	3411	2637	3270	3046	2932	2798	2690
6	2385	2583	2852	2689	3394	3198	2860	3453	2772	2798	3053	2262
7	1822	2667	2623	3103	3120	3344	3111	3592	2826	3023	3005	2598
8	2051	2136	2669	3045	2921	2877	2896	3631	2803	3075	2572	2518
9	1966	2415	2540	3149	3308	3007	2908	3207	3011	3334	2666	2711
10	2239	2336	2530	3601	2945	3000	3252	3309	2973	3430	2498	2636
11	2035	2410	2461	3273	2837	3047	3020	3224	3183	2855	2683	2756
12	2309	2507	2600	3020	2976	3019	2832	3198	2956	2993	2610	2513
13	2396	2600	2790	3278	2988	3188	2910	3234	2809	2975	2876	2257
14	1849	2525	2788	2985	2946	2830	3037	3193	2831	3182	2963	2338
15	2132	2201	2440	3160	3222	2778	3079	2802	2830	3037	2495	1941
16	2234	2403	2605	3314	3202	2736	3223	3017	2945	3311	2767	2226
17	2127	2458	2743	2808	2907	2876	3437	2829	3076	3002	2714	2461
18	1836	2202	2712	2914	3019	2882	3455	2943	3215	2775	2807	2717
19	2262	2182	2577	2619	3076	2940	3377	3367	3182	3062	2549	2627
20	2672	2548	2770	2752	3087	2859	2988	2945	2935	2903	3054	1911
21	2503	2407	2716	3033	3313	2442	3253	2810	3262	2960	2746	2174
22	2419	2177	2589	3002	3272	2873	3094	2986	2946	2938	2444	2507
23	2487	2322	2675	2954	3163	2774	3165	2991	2901	3231	2848	2856
24	2398	2479	2525	3149	2999	3080	3354	2908	2945	3008	2837	3135
25	2017	2449	2595	3258	2845	2860	3619	2980	3211	2576	2832	3053
26	2456	2576	2748	2779	2960	2834	3220	3059	3109	2969	2842	2914
27	2261	2749	2899	2943	2909	3157	3156	3467	2722	2806	2827	2412
28	2320	2577	2817	2909	3107	2862	3108	3305	2995	2903	2634	2846
29	2325		2758	3140	3150	2768	3003	3054	2858	2858	2382	2753
30	2334		2840	3698	3078	2594	3735	2920	3185	3149	2678	3113
31	2248		2687		2709		3577	2917		3092		2732
Ukupno- Total	69598	67048	81879	91492	94663	87804	96975	98537	89381	93242	82182	80194
Prosjek- Average	2245	2395	2641	3050	3054	2927	3128	3179	2979	3008	2739	2587
Godišnji prosjek (PGDS) - Annual average (AADT)												2831

**BROJANJE VOZILA NA MREŽI PUTEVA U REPUBLICI SRPSKOJ – 2015. GODINA**  
**VEHICLE COUNTING ON THE ROAD NETWORK OF THE REPUBLIC OF SRPSKA – YEAR 2015**

**STRUKTURA SAOBRAĆAJNOG TOKA**  
**TRAFFIC FLOW COMPOSITION**

Automatski brojač broj - Automatic counter number  
 Lokalizet - Location / Stacionaža - Mileage [km+m]  
 Broj puta - Road number / Dionica - Section

000009  
 Kočićevo / 2+304,00  
 M 14.1 / Nova Topola - Srbac

Mjesec - Month	Smjer - Direction	Dužina vozila - Vehicle length								Ukupno - Total
		< 5,5 m	(%)	5,5 - 12 m	(%)	12 - 16,5 m	(%)	< 16,5 m	(%)	
Januar - January	I	30344	87.5	3608	10.4	658	1.9	84	0.2	34694
	II	31167	89.3	3010	8.6	717	2.1	11	0.0	34904
	ukupno - total	61535	88.4	6594	9.5	1377	2.0	92	0.1	69598
Februar - February	I	29724	87.5	3534	10.4	645	1.9	82	0.2	33985
	II	29523	89.3	2851	8.6	679	2.1	11	0.0	33063
	ukupno - total	59280	88.4	6352	9.5	1327	2.0	89	0.1	67048
Mart - March	I	36139	87.5	4296	10.4	784	1.9	99	0.2	41319
	II	36217	89.3	3497	8.6	833	2.1	13	0.0	40560
	ukupno - total	72393	88.4	7757	9.5	1620	2.0	108	0.1	81879
April - April	I	40557	87.5	4822	10.4	880	1.9	112	0.2	46370
	II	40290	89.3	3891	8.6	926	2.1	15	0.0	45122
	ukupno - total	80893	88.4	8668	9.5	1810	2.0	121	0.1	91492
Maj - May	I	41522	87.5	4936	10.4	901	1.9	114	0.2	47474
	II	42136	89.3	4069	8.6	969	2.1	15	0.0	47189
	ukupno - total	83696	88.4	8968	9.5	1873	2.0	125	0.1	94663
Juni - June	I	38483	87.5	4575	10.4	835	1.9	106	0.2	43999
	II	39114	89.3	3777	8.6	899	2.1	14	0.0	43805
	ukupno - total	77632	88.4	8319	9.5	1737	2.0	116	0.1	87804
Juli - July	I	43121	87.5	5127	10.4	936	1.9	119	0.2	49302
	II	42568	89.3	4111	8.6	979	2.1	15	0.0	47673
	ukupno - total	85740	88.4	9188	9.5	1919	2.0	128	0.1	96975
Avgust - August	I	44049	87.5	5237	10.4	956	1.9	121	0.2	50362
	II	43016	89.3	4154	8.6	989	2.1	16	0.0	48175
	ukupno - total	87121	88.4	9335	9.5	1950	2.0	130	0.1	98537
Septembar - September	I	39889	87.5	4742	10.4	865	1.9	110	0.2	45606
	II	39087	89.3	3775	8.6	899	2.1	14	0.0	43775
	ukupno - total	79026	88.4	8468	9.5	1769	2.0	118	0.1	89381
Oktobar - October	I	42160	87.5	5012	10.4	915	1.9	116	0.2	48204
	II	40215	89.3	3884	8.6	925	2.1	15	0.0	45038
	ukupno - total	82440	88.4	8834	9.5	1845	2.0	123	0.1	93242
Novembar - November	I	36057	87.5	4287	10.4	782	1.9	99	0.2	41225
	II	36571	89.3	3532	8.6	841	2.1	13	0.0	40957
	ukupno - total	72661	88.4	7786	9.5	1626	2.0	109	0.1	82182
Decembar - December	I	35895	87.5	4267	10.4	779	1.9	99	0.2	41040
	II	34961	89.3	3376	8.6	804	2.1	13	0.0	39154
	ukupno - total	70904	88.4	7598	9.5	1587	2.0	106	0.1	80194
Ukupno (godišnje) - Total (annual)	I	457940	87.5	54444	10.4	9935	1.9	1260	0.2	523579
	II	454864	89.3	43927	8.6	10460	2.1	165	0.0	509416
	ukupno - total	913323	88.4	97867	9.5	20439	2.0	1366	0.1	1032995
Prosjeak (PGDS) - Average (AADT)	I	1255	85.9	149	11.1	27	2.7	3	0.3	1434
	II	1246	86.6	120	10.4	29	3.0	0	0.0	1396
	ukupno - total	2502	88.4	268	9.5	56	2.0	4	0.1	2831

**BRONJANJE VOZILA NA MREŽI PUTEVA U REPUBLICI SRPSKOJ – 2015. GODINA**  
**VEHICLE COUNTING ON THE ROAD NETWORK OF THE REPUBLIC OF SRPSKA – YEAR 2015**

**SAOBRAĆAJNI POKAZATELJI**

000009  
 Košćevo / 2+304,00  
 M 14.1 / Nova Topola - Srbac

Automatski brojač broj  
 Lokalizirano / Stacionaža [km+m]  
 Broj puta / Dionica

Mjesec	Smjer	minimalni čas			maksimalni čas			minimalni dan		maksimalni dan		dnevni prosjek (05-21 h)	noćni prosjek (21-05 h)	prosjek radnim danom	prosjek vikendom	ljetni prosjek
		datum/dan	čas	voz/h	datum/dan	čas	voz/h	datum/dan	voz/dan							
Januar	I	19/četvrtak	3	0	4/nedjelja	13	186	1/četvrtak	776	5/ponedjeljak	1399	977	142	616	503	
	II	9/petak	3	2	4/nedjelja	14	179	1/četvrtak	783	5/ponedjeljak	1459	1003	123	610	516	
	I+II	19/ponedjeljak	2	4	4/nedjelja	14	268	1/četvrtak	1559	5/ponedjeljak	2858	1980	265	1226	1019	
Februar	I	2/ponedjeljak	2	0	14/subota	12	128	1/nedjelja	910	27/petak	1453	1075	138	884	330	
	II	19/četvrtak	2	1	7/subota	10	114	1/nedjelja	929	7/subota	1335	1063	118	849	332	
	I+II	10/utorak	2	4	5/četvrtak	13	219	1/nedjelja	1839	27/petak	2749	2138	256	1733	662	
Mart	I	28/subota	2	0	27/petak	13	128	15/nedjelja	1184	27/petak	1527	1174	159	950	382	
	II	28/subota	2	0	17/utorak	16	128	3/utorak	1167	30/ponedjeljak	1445	1177	131	921	388	
	I+II	28/subota	2	0	30/ponedjeljak	12	239	3/utorak	2381	27/petak	2899	2351	290	1871	770	
April	I	2/četvrtak	2	2	10/petak	17	161	19/nedjelja	1251	10/petak	2015	1336	209	1025	520	
	II	23/četvrtak	2	2	5/nedjelja	19	138	17/petak	1325	13/ponedjeljak	1844	1325	180	992	512	
	I+II	23/četvrtak	2	4	30/četvrtak	12	270	19/nedjelja	2619	30/četvrtak	3698	2661	388	2017	1033	
Maj	I	3/nedjelja	4	3	6/srijeda	11	153	31/nedjelja	1315	21/četvrtak	1737	1305	226	1002	529	
	II	26/utorak	3	2	6/srijeda	19	131	1/petak	1202	3/nedjelja	1758	1310	212	979	543	
	I+II	11/ponedjeljak	3	8	23/subota	12	248	1/petak	2697	6/srijeda	3394	2616	438	1981	1072	
Juni	I	29/ponedjeljak	3	2	7/nedjelja	10	203	21/nedjelja	1205	5/petak	1771	1264	203	1072	395	1467
	II	5/petak	3	2	27/subota	14	174	21/nedjelja	1237	7/nedjelja	1692	1273	187	1059	401	1460
	I+II	1/ponedjeljak	2	8	7/nedjelja	10	326	21/nedjelja	2442	5/petak	3411	2537	389	2131	796	2927
Juli	I	7/utorak	2	2	30/četvrtak	13	167	5/nedjelja	1317	25/subota	1909	1341	249	1180	411	1590
	II	6/ponedjeljak	2	4	19/nedjelja	18	140	5/nedjelja	1320	30/četvrtak	1854	1307	231	1138	400	1538
	I+II	7/utorak	2	7	30/četvrtak	13	290	5/nedjelja	2637	30/četvrtak	3735	2648	480	2317	811	3128
Avgust	I	26/srijeda	3	2	1/subota	13	159	30/nedjelja	1303	19/srijeda	1936	1377	248	1114	510	1625
	II	19/srijeda	3	0	2/nedjelja	18	176	21/petak	1070	2/nedjelja	1858	1337	217	1038	516	1554
	I+II	24/ponedjeljak	2	8	27/četvrtak	12	275	15/subota	2802	8/subota	3631	2714	465	2153	1026	3179
Septembar	I	10/četvrtak	2	2	19/subota	13	135	27/nedjelja	1298	21/ponedjeljak	1772	1314	207	1123	399	1522
	II	8/utorak	2	2	29/utorak	19	131	13/nedjelja	1312	30/srijeda	1580	1299	159	1072	385	1458
	I+II	8/utorak	2	5	21/ponedjeljak	13	245	27/nedjelja	2722	21/ponedjeljak	3262	2614	366	2195	784	2979
Oktobar	I	6/utorak	2	0	10/subota	10	162	25/nedjelja	1280	10/subota	1874	1365	190	1123	432	
	II	29/četvrtak	2	0	26/ponedjeljak	16	147	27/utorak	1284	14/srijeda	1591	1294	159	1030	423	
	I+II	6/utorak	2	3	10/subota	10	293	25/nedjelja	2576	10/subota	3430	2659	349	2153	855	
Novembar	I	17/utorak	4	1	6/petak	12	140	29/nedjelja	1110	1612	1612	1218	156	985	390	
	II	30/ponedjeljak	4	1	1/nedjelja	17	178	10/utorak	1238	1/nedjelja	1644	1429	136	948	417	
	I+II	12/četvrtak	2	4	1/nedjelja	17	242	29/nedjelja	2382	20/petak	3054	292	1933	807		
Decembar	I	15/utorak	1	1	29/utorak	15	148	20/nedjelja	913	24/četvrtak	1736	1164	159	1004	320	
	II	10/četvrtak	0	2	30/srijeda	11	134	15/utorak	958	30/srijeda	1509	1135	128	951	312	
	I+II	7/ponedjeljak	2	6	30/srijeda	11	263	20/nedjelja	1911	24/četvrtak	3135	2299	288	1955	632	
Godina	I	15.1./četvrtak	3	0	7.6./nedjelja	10	203	1.1./četvrtak	776	10.4./petak	2015	1244	191	1459	1381	1552
	II	28.3./subota	2	0	4.1./nedjelja	14	179	1.1./četvrtak	783	2.8./nedjelja	1858	1230	165	1399	1388	1503
	I+II	28.3./subota	2	0	7.6./nedjelja	10	326	1.1./četvrtak	1559	30.7./četvrtak	3735	2474	356	2858	2769	3055

**BROJANJE VOZILA NA MREŽI PUTEVA U REPUBLICI SRPSKOJ – 2015. GODINA**  
**VEHICLE COUNTING ON THE ROAD NETWORK OF THE REPUBLIC OF SRPSKA – YEAR 2015**

**TRAFFIC PARAMETERS**

Automatic counter number  
 Location / Mileage [km+m]  
 Road number / Section

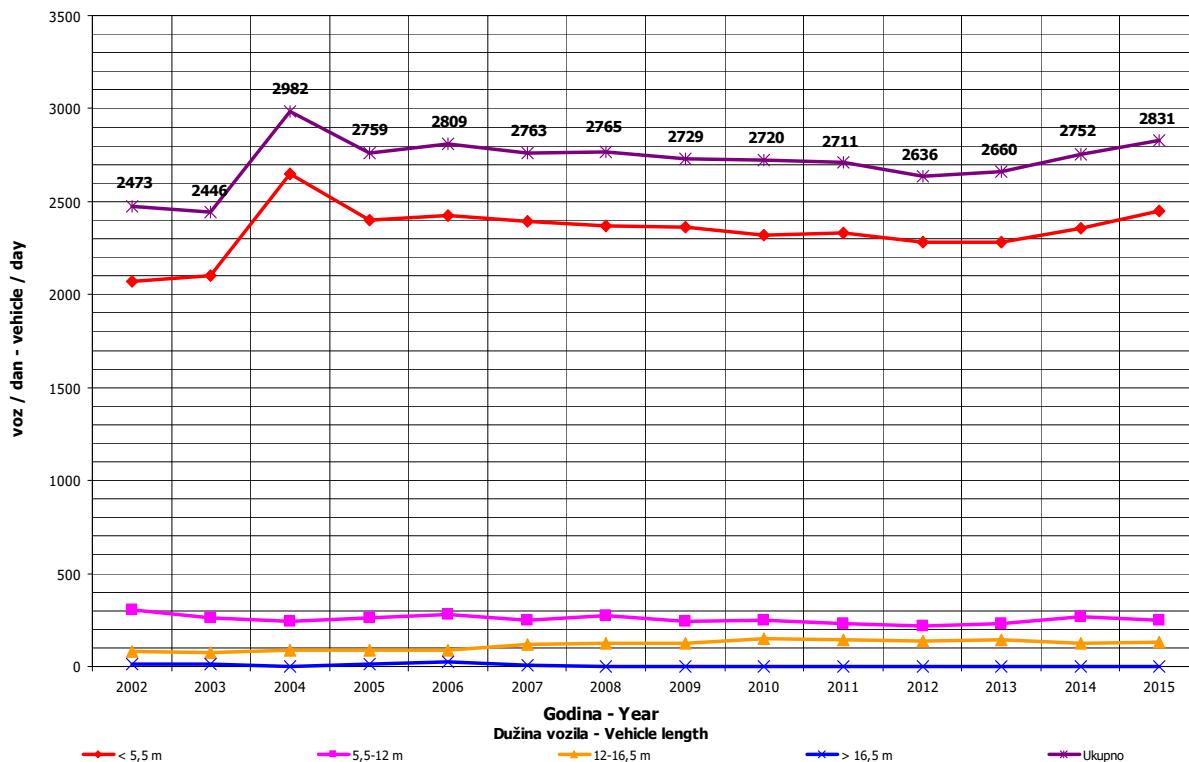
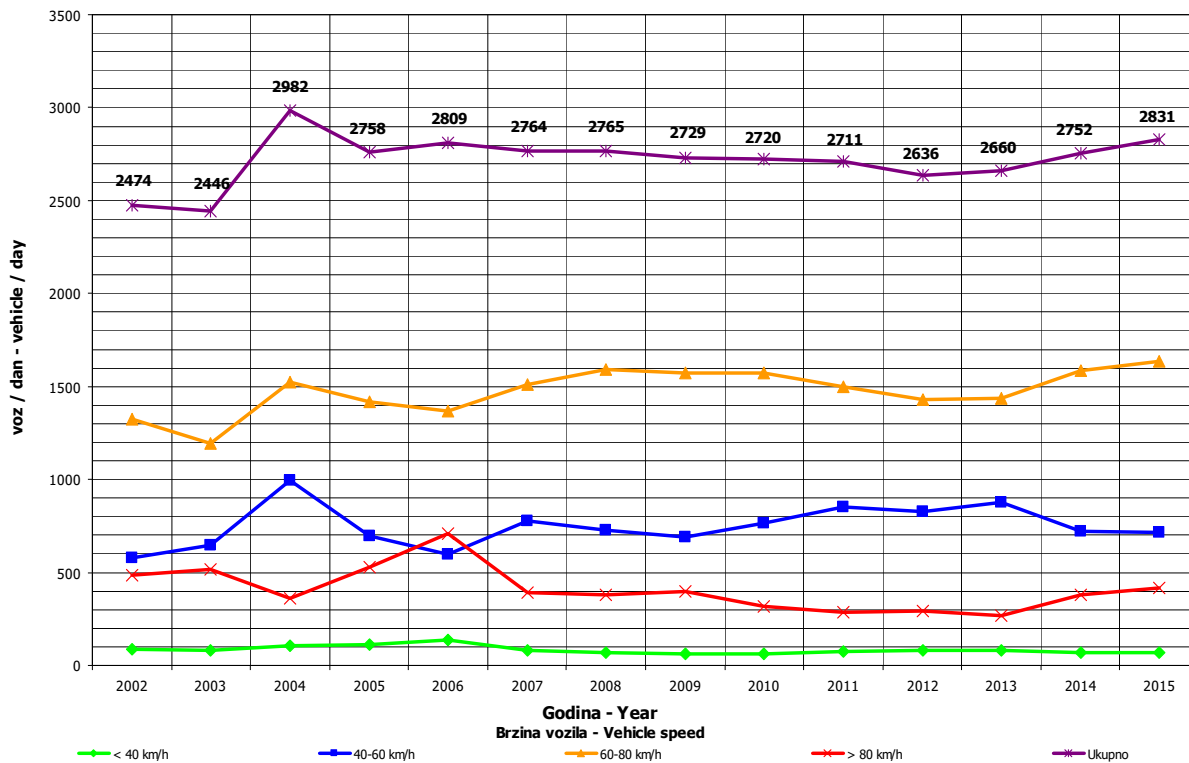
000009  
 Košćevo / 2+304,00  
 M 14.1 / Nova Topola - Srbac

Month	Direction	minimum hour		maximum hour		veh/h	minimum day		maximum day		day time average (5-21 h)	night average (21-05 h)	working day average	weekend average	summer average
		date/day	hour	date/day	hour		date/day	veh/day	date/day	veh/day					
January	I	15/Thursday	3	0	13	186	1/Thursday	776	5/Monday	1399	977	142	616	503	
	II	9/Friday	3	2	14	179	1/Thursday	783	5/Monday	1459	1003	123	610	516	
	I+II	19/Monday	2	4	14	268	1/Thursday	1559	5/Monday	2858	1980	265	1226	1019	
February	I	2/Monday	2	0	12	128	1/Sunday	910	27/Friday	1453	1075	138	884	330	
	II	19/Thursday	2	1	10	114	1/Sunday	929	7/Saturday	1335	1063	118	849	332	
	I+II	10/Tuesday	2	4	13	219	1/Sunday	1839	27/Friday	2749	2138	256	1733	662	
March	I	28/Saturday	2	0	13	128	15/Sunday	1184	27/Friday	1527	1174	159	950	382	
	II	28/Saturday	2	0	16	128	3/Tuesday	1167	30/Monday	1445	1177	131	921	388	
	I+II	28/Saturday	2	0	12	239	3/Tuesday	2381	27/Friday	2899	2351	290	1871	770	
April	I	2/Thursday	2	2	17	161	19/Sunday	1251	10/Friday	2015	1336	209	1025	520	
	II	23/Thursday	2	2	19	138	17/Friday	1325	13/Monday	1844	1325	180	992	512	
	I+II	23/Thursday	2	4	12	270	19/Sunday	2619	30/Thursday	3698	2661	388	2017	1033	
May	I	3/Sunday	4	3	11	153	31/Sunday	1315	21/Thursday	1737	1305	226	1002	529	
	II	26/Tuesday	3	2	19	131	1/Friday	1202	3/Sunday	1758	1310	212	979	543	
	I+II	11/Monday	2	8	12	248	1/Friday	2697	6/Wednesday	3394	2616	438	1981	1072	
June	I	29/Monday	3	2	10	203	21/Sunday	1205	5/Friday	1771	1264	203	1072	395	1467
	II	5/Friday	3	2	14	174	21/Sunday	1237	7/Sunday	1692	1273	187	1059	401	1460
	I+II	1/Monday	2	8	10	326	21/Sunday	2442	5/Friday	3411	2537	389	2131	796	2927
July	I	7/Monday	2	2	13	167	5/Sunday	1317	25/Saturday	1909	1341	249	1180	411	1590
	II	6/Monday	2	4	18	140	5/Sunday	1320	30/Thursday	1854	1307	231	1138	400	1538
	I+II	7/Tuesday	2	7	13	290	5/Sunday	2637	30/Thursday	3735	2648	480	2317	811	3128
August	I	26/Wednesday	3	2	13	159	30/Sunday	1303	19/Wednesday	1936	1377	248	1114	510	1625
	II	19/Wednesday	3	0	18	176	21/Friday	1070	2/Sunday	1858	1337	217	1038	516	1554
	I+II	24/Monday	2	8	12	275	15/Saturday	2802	8/Saturday	3631	2714	465	2153	1026	3179
September	I	10/Thursday	2	2	13	135	27/Sunday	1298	21/Monday	1772	1314	207	1123	399	1522
	II	8/Tuesday	2	2	19	131	13/Sunday	1312	30/Wednesday	1580	1299	159	1072	385	1458
	I+II	8/Tuesday	2	5	13	245	27/Sunday	2722	21/Monday	3262	2614	366	2195	784	2979
October	I	6/Tuesday	2	2	10	162	25/Sunday	1280	10/Saturday	1874	1365	190	1123	432	
	II	29/Thursday	2	0	16	147	27/Tuesday	1284	14/Wednesday	1591	1294	159	1030	423	
	I+II	6/Tuesday	2	3	10	293	25/Sunday	2576	10/Saturday	3430	2659	349	2153	855	
November	I	17/Tuesday	1	1	12	140	29/Sunday	1110	6/Friday	1612	1218	156	985	390	
	II	30/Monday	4	1	17	178	10/Tuesday	1238	1/Sunday	1644	1229	136	948	417	
	I+II	12/Thursday	2	4	17	242	29/Sunday	2382	20/Friday	3054	2447	292	1933	807	
December	I	15/Tuesday	1	1	15	148	20/Sunday	913	24/Thursday	1736	1164	159	1004	320	
	II	10/Thursday	0	2	11	134	15/Tuesday	958	30/Wednesday	1509	1135	128	951	312	
	I+II	7/Monday	2	6	11	263	20/Sunday	1911	24/Thursday	3135	2299	288	1955	632	
Year	I	15.1/Thursday	3	0	10	203	1.1./Thursday	776	10.4./Friday	2015	1244	191	1459	1381	1552
	II	28.3./Saturday	2	0	14	179	1.1./Thursday	783	2.8./Sunday	1858	1230	165	1399	1388	1503
	I+II	28.3./Saturday	2	0	10	326	1.1./Thursday	1559	30.7./Thursday	3735	2474	356	2858	2769	3055

## GODIŠNJA NERAVNOMJERNOST SAOBRAĆAJNOG TOKA TRAFFIC FLOW ANNUAL VARIATION

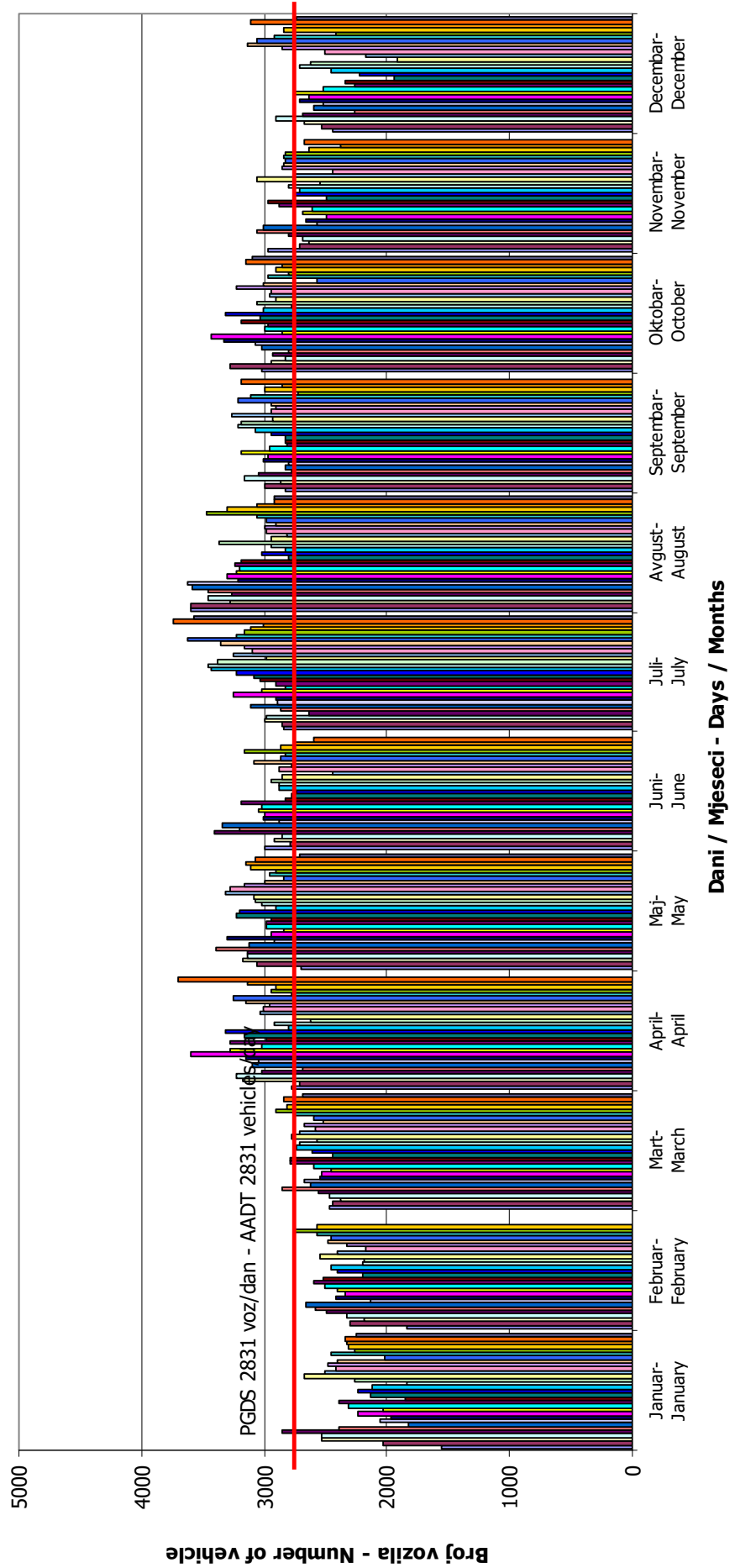
Automatski brojač broj - Automatic counter number  
 Lokalizet - Location / Stacionaža - Mileage [km+m]  
 Broj puta - Road number / Dionica - Section

000009  
 Kočićevo / 2+304,00  
 M 14.1 / Nova Topola - Srbac



**DNEVNA NERAVNOMJERNOST SAOBRAĆAJNOG TOKA  
 TRAFFIC FLOW DAILY VARIATION**

Automatski brojač broj - Automatic counter number 000009  
 Lokalityet - Location / Stacionaža - Mileage [km+tm] Kočićevo / 2+304,00  
 Broj puta - Road number/ Dionica - Section M 14.1 / Nova Topola - Srbac

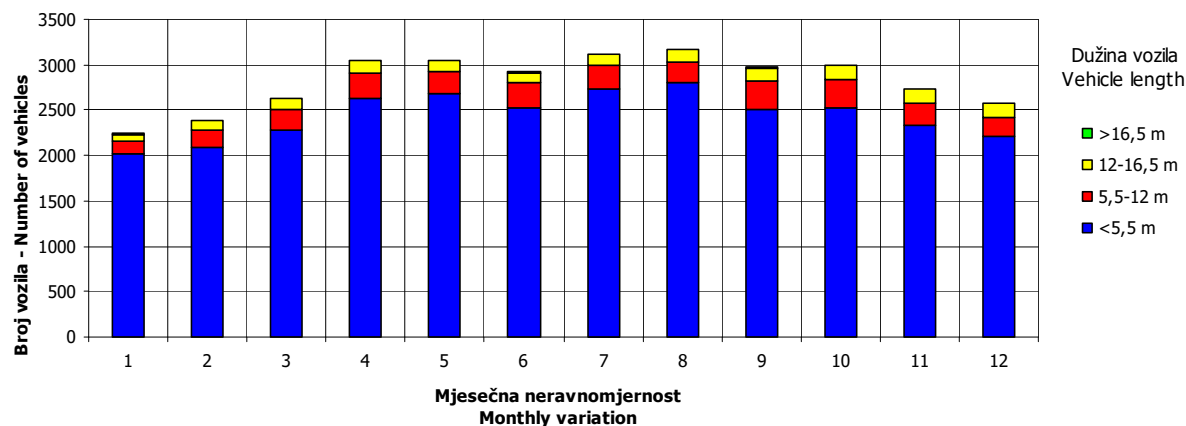
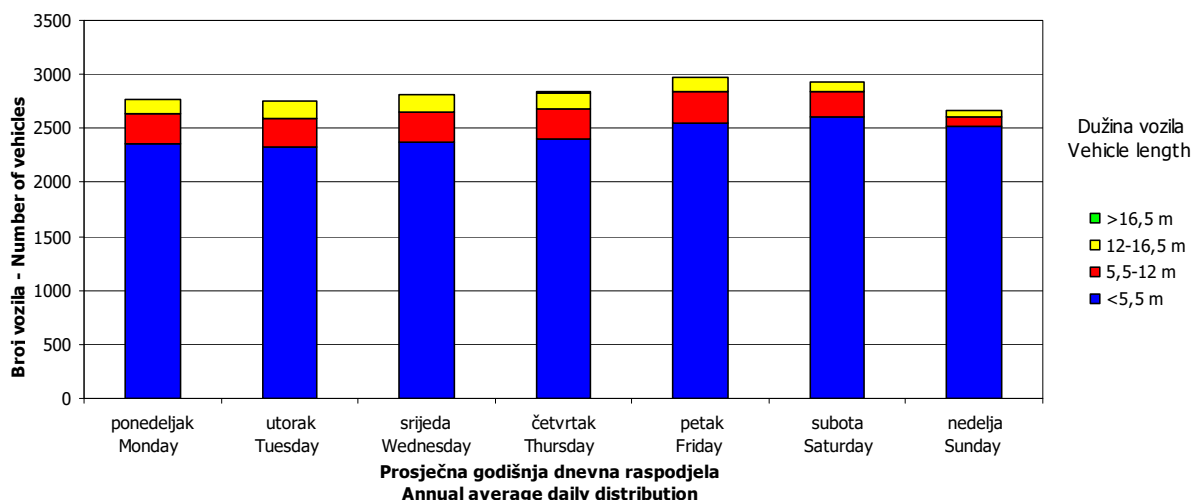
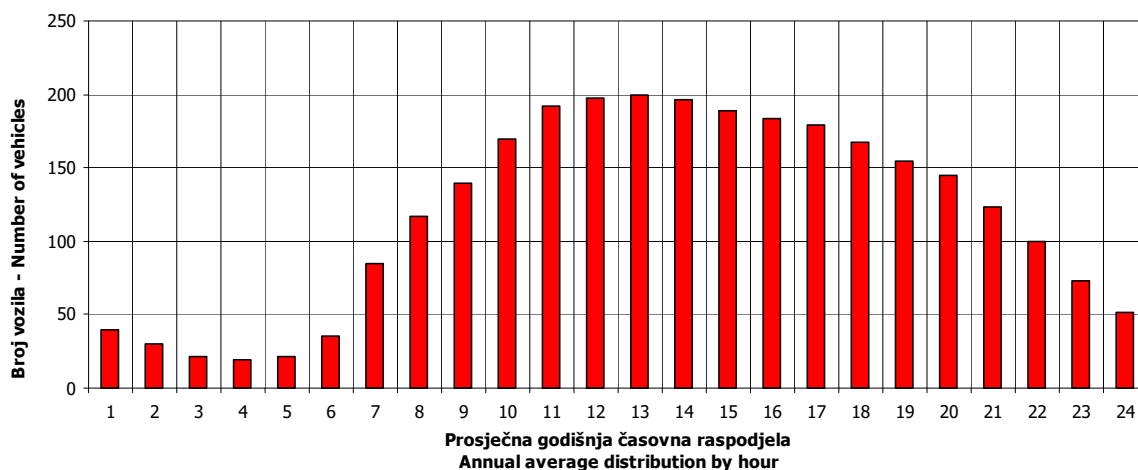


## VREMENSKA RASPODJELA SAOBRAĆAJNOG TOKA TRAFFIC FLOW TIME DISTRIBUTION

Automatski brojač broj - Automatic counter number  
 Lokalizet - Location / Stacionaža - Mileage [km+m]  
 Broj puta - Road number / Dionica - Section

000009  
 Kočićevo / 2+304,00  
 M 14.1 / Nova Topola - Srbac

**PGDS 2831 voz/dan    AADT 2831 veh/day**

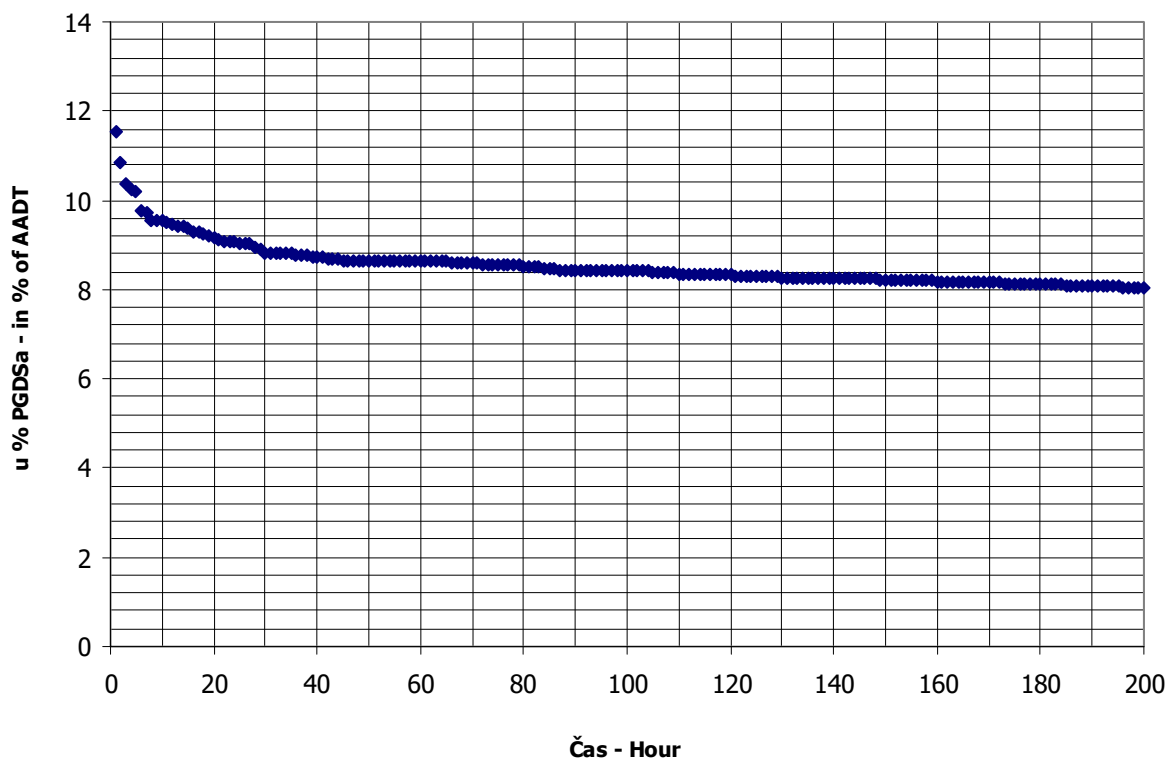




## SATNA DISTRIBUCIJA SAOBRAĆAJNOG TOKA TRAFFIC FLOW HOURLY DISTRIBUTION

Automatski brojač broj - Automatic counter number 000009  
 Lokalizet - Location / Stacionaža - Mileage [km+m] Kočićevo / 2+304,00  
 Broj puta - Road number / Dionica - Section M 14.1 / Nova Topola - Srbac

<b>PGDS - AADT</b>	<b>2831 voz/dan - veh/day</b>							
Čas - Hour	Maksimalni vršni sat - Maximum peak hour	10	20	30	40	50	100	200
Sat u danu - Hour of day	10	12	12	15	15	10	10	13
Sat u godini - Hour in year	3778	6924	5220	5247	6879	8722	5602	2845
Dan - Day of week	nedelja - Sunday	petak - Friday	četvrtak - Thursday	petak - Friday	srijeda - Wednesday	srijeda - Wednesday	subota - Saturday	srijeda - Wednesday
Datum - Date	7	16	6	7	14	30	22	29
Mjesec - Month	juni - June	oktobar - October	avgust - August	avgust - August	oktobar - October	decembar - December	avgust - August	april - April
Vrijednost - Value	326	269	258	250	247	245	238	228
% - percent	11.52	9.50	9.11	8.83	8.72	8.65	8.41	8.05



**BROJANJE VOZILA NA MREŽI PUTEVA U REPUBLICI SRPSKOJ – 2015. GODINA**  
**VEHICLE COUNTING ON THE ROAD NETWORK OF THE REPUBLIC OF SRPSKA – YEAR 2015**

**MJESEČNI BROJ VOZILA**  
**MONTHLY NUMBER OF VEHICLES**

Automatski brojač broj - Automatic counter number  
 Lokalizet - Location / Stacionaža - Mileage [km+m]  
 Broj puta - Road number / Dionica - Section

000010  
 Mahovljani / 14+757,00  
 M 16 / Nova Topola - Klačnice 1

	Mjesec - Month											
	Januar- January	Februar- February	Mart- March	April- April	Maj- May	Jun- June	Jul- July	August- August	Septembar- September	Oktobar- October	Novembar- November	Decembar- December
1	4835	6889	8614	10153	9862	11463	10686	13461	10985	10764	10308	9610
2	7123	8936	9794	10134	10737	10494	10757	11888	10836	12037	11006	9668
3	9326	9141	9234	10306	11769	10778	11543	12491	11174	11020	9750	9745
4	8300	8982	9648	11147	12420	10167	10853	12332	12086	10183	9610	11215
5	10606	9344	9710	9667	11956	11813	9955	12096	10930	10701	9947	9713
6	7564	10588	10790	10761	11957	10688	10936	12336	10219	10643	11161	7972
7	5171	9392	9281	11473	11649	9812	10954	13430	11172	10919	10230	9954
8	7475	7833	8796	11116	10041	10901	10817	12942	10898	11295	8700	9799
9	6970	9390	9899	12020	10827	11033	11032	11886	10875	12612	9915	9547
10	8531	9402	9492	14464	10238	11157	12738	12487	11206	11202	9770	9188
11	7717	8940	9581	12311	11133	12006	11673	11571	12411	10046	9772	9971
12	8815	9456	9868	10135	11339	11363	11028	11524	10770	10376	10087	9004
13	8581	10349	10835	14083	11040	11079	11706	12015	9806	10197	11110	7285
14	6934	9355	10219	11707	10789	10985	11018	13690	10593	10578	10379	8857
15	7819	7596	8711	11388	12135	11009	11079	13225	10588	10844	8635	7400
16	8940	9627	9987	12428	11101	10709	11377	12474	10713	11719	10177	8241
17	8344	9250	10059	9721	9683	10875	12504	12308	11027	10881	9732	8833
18	6488	7952	9987	10326	11038	10816	12939	11060	11955	9484	10361	9837
19	8923	8621	10524	8803	10856	11718	11440	11735	11035	10619	9839	7367
20	9570	9743	11158	9880	11602	10635	12030	11359	9820	10206	10429	6789
21	9083	8711	10099	11278	12445	9240	12458	12262	11836	9043	9479	8135
22	9154	7344	8691	10755	12057	11041	11420	11404	10870	10063	8638	9237
23	8763	8958	10065	10918	11260	10699	11633	10888	10805	11526	9736	10949
24	8569	7389	9704	12334	10812	12098	13104	11680	10926	11117	9869	12440
25	7185	9212	9823	11702	11033	11171	12822	10802	12230	9239	9591	11068
26	9177	9534	10162	9746	10402	11734	11285	10976	11171	11576	10300	9920
27	8835	10482	11022	11392	10593	11155	12230	11635	10221	10954	10885	8504
28	8952	9575	9904	11125	11214	10806	11520	12412	10782	10447	9383	10780
29	8814		8782	11560	12087	11092	11654	11051	10262	10940	8883	11078
30	9362		10282	13950	11230	10635	12649	11399	10604	13088	9869	12050
31	8496		10053		9651		14089	11636		12097		10004
Ukupno- Total	254422	251991	304774	336783	344956	329172	361929	372455	328806	336416	297551	294160
Prosje- Average	8207	9000	9831	11226	11128	10972	11675	12015	10960	10852	9918	9489
Godšnji prosjek (PGDS) - Annual average (AADT)												10448

**BROJANJE VOZILA NA MREŽI PUTEVA U REPUBLICI SRPSKOJ – 2015. GODINA**  
**VEHICLE COUNTING ON THE ROAD NETWORK OF THE REPUBLIC OF SRPSKA – YEAR 2015**

**STRUKTURA SAOBRAĆAJNOG TOKA**  
**TRAFFIC FLOW COMPOSITION**

Automatski brojač broj - Automatic counter number  
 Lokalizet - Location / Stacionaža - Mileage [km+m]  
 Broj puta - Road number / Dionica - Section

000010  
 Mahovljani / 14+757,00  
 M 16 / Nova Topola - Klačnice 1

Mjesec- Month	Smjer- Direction	Dužina vozila - Vehicle length								Ukupno- Total
		< 5,5 m	(%)	5,5 - 12 m	(%)	12 - 16,5 m	(%)	< 16,5 m	(%)	
Januar - January	I	107747	87.5	12810	10.4	2338	1.9	297	0.2	123191
	II	117178	89.3	11316	8.6	2695	2.1	43	0.0	131231
	ukupno - total	224947	88.4	24104	9.5	5034	2.0	337	0.1	254422
Februar - February	I	110191	87.5	13100	10.4	2391	1.9	303	0.2	125986
	II	112512	89.3	10865	8.6	2587	2.1	41	0.0	126005
	ukupno - total	222798	88.4	23874	9.5	4986	2.0	333	0.1	251991
Mart - March	I	132999	87.5	15812	10.4	2885	1.9	366	0.2	152063
	II	136358	89.3	13168	8.6	3136	2.1	49	0.0	152711
	ukupno - total	269466	88.4	28875	9.5	6030	2.0	403	0.1	304774
April - April	I	149453	87.5	17768	10.4	3242	1.9	411	0.2	170875
	II	148142	89.3	14306	8.6	3407	2.1	54	0.0	165908
	ukupno - total	297767	88.4	31907	9.5	6664	2.0	445	0.1	336783
Maj - May	I	150141	87.5	17850	10.4	3257	1.9	413	0.2	171661
	II	154737	89.3	14943	8.6	3558	2.1	56	0.0	173295
	ukupno - total	304993	88.4	32681	9.5	6825	2.0	456	0.1	344956
Juni - June	I	143645	87.5	17078	10.4	3116	1.9	395	0.2	164235
	II	147274	89.3	14222	8.6	3387	2.1	53	0.0	164937
	ukupno - total	291037	88.4	31186	9.5	6513	2.0	435	0.1	329172
Juli - July	I	162300	87.5	19296	10.4	3521	1.9	447	0.2	185563
	II	157479	89.3	15208	8.6	3621	2.1	57	0.0	176366
	ukupno - total	320000	88.4	34290	9.5	7161	2.0	479	0.1	361929
Avgust - August	I	158635	87.5	18860	10.4	3442	1.9	437	0.2	181373
	II	170620	89.3	16477	8.6	3924	2.1	62	0.0	191082
	ukupno - total	329306	88.4	35287	9.5	7370	2.0	493	0.1	372455
Septembar - September	I	142759	87.5	16972	10.4	3097	1.9	393	0.2	163222
	II	147853	89.3	14278	8.6	3400	2.1	54	0.0	165584
	ukupno - total	290714	88.4	31151	9.5	6506	2.0	435	0.1	328806
Oktobar - October	I	149058	87.5	17721	10.4	3234	1.9	410	0.2	170423
	II	148217	89.3	14313	8.6	3408	2.1	54	0.0	165993
	ukupno - total	297442	88.4	31872	9.5	6656	2.0	445	0.1	336416
Novembar - November	I	129261	87.5	15368	10.4	2804	1.9	356	0.2	147789
	II	133724	89.3	12914	8.6	3075	2.1	49	0.0	149762
	ukupno - total	263080	88.4	28190	9.5	5887	2.0	394	0.1	297551
Decembar - December	I	132990	87.5	15811	10.4	2885	1.9	366	0.2	152053
	II	126890	89.3	12254	8.6	2918	2.1	46	0.0	142107
	ukupno - total	260082	88.4	27869	9.5	5820	2.0	389	0.1	294160
Ukupno (godišnje) - Total (annual)	I	1669180	87.5	198446	10.4	36213	1.9	4594	0.2	1908432
	II	1700984	89.3	164266	8.6	39116	2.1	617	0.0	1904983
	ukupno - total	3371631	88.4	361287	9.5	75454	2.0	5044	0.1	3813415
Prosjeak (PGDS) - Average (AADT)	I	4573	85.9	544	11.1	99	2.7	13	0.3	5229
	II	4660	86.6	450	10.4	107	3.0	2	0.0	5219
	ukupno - total	9237	88.4	990	9.5	207	2.0	14	0.1	10448

**BRONANJE VOZILA NA MREŽI PUTEVA U REPUBLICI SRPSKOJ – 2015. GODINA**  
**VEHICLE COUNTING ON THE ROAD NETWORK OF THE REPUBLIC OF SRPSKA – YEAR 2015**

**SAOBRAĆAJNI POKAZATELJI**

000010  
 Mahovljani / 14+757,00  
 M 16 / Nova Topola - Klačnice 1

Automatski brojač broj  
 Lokalizet / Stacionaža [km+m]  
 Broj puta / Dionica

Mjesec	Smjer	minimalni čas		maksimalni čas		minimalni dan		maksimalni dan		voz/dan	dnevni prosjek (05-21 h)	noćni prosjek (21-05 h)	prosjek radnim danom	prosjek vikendom	ljetni prosjek
		datum/dan	čas	voz/h	čas	voz/h	datum/dan	voz/dan							
Januar	I	13/utorak	2	8	23/petak	14	388	1/četvrtak	5/ponedjeljak	4913	3488	486	2294	1680	
	II	28/srijeda	2	7	10/subota	12	518	1/četvrtak	5/ponedjeljak	5693	3817	416	2315	1919	
	I+II	13/utorak	2	20	5/ponedjeljak	15	874	1/četvrtak	5/ponedjeljak	10606	7305	902	4609	3598	
Februar	I	19/četvrtak	2	8	6/petak	15	409	1/nedjelja	6/petak	5533	3991	508	3347	1152	
	II	3/utorak	1	7	15/nedjelja	13	426	24/utorak	6/petak	5055	4074	427	3271	1230	
	I+II	19/četvrtak	2	16	13/petak	16	803	1/nedjelja	6/petak	10588	8064	935	6618	2382	
Mart	I	28/subota	2	0	6/petak	15	433	22/nedjelja	20/petak	5876	4375	529	3618	1286	
	II	28/subota	2	0	29/nedjelja	14	444	7/subota	20/petak	5282	4486	442	3533	1394	
	I+II	28/subota	2	0	0	15	838	1/nedjelja	20/petak	11158	8861	970	7151	2681	
April	I	13/ponedjeljak	2	10	30/četvrtak	17	587	1/nedjelja	10/petak	8507	4938	757	3815	1880	
	II	21/utorak	2	10	13/ponedjeljak	16	663	17/petak	13/ponedjeljak	8556	4983	549	3665	1866	
	I+II	21/utorak	2	28	30/četvrtak	17	1004	19/nedjelja	10/petak	14464	9921	1305	7480	3746	
Maj	I	13/srijeda	2	13	29/petak	18	474	10/nedjelja	21/četvrtak	6672	4686	851	3728	1809	
	II	12/utorak	3	10	3/nedjelja	13	641	1/petak	3/nedjelja	7072	4957	634	3620	1971	
	I+II	13/srijeda	2	35	4/ponedjeljak	15	894	31/nedjelja	21/četvrtak	12445	9643	1485	7348	3780	
Juni	I	10/srijeda	2	17	11/četvrtak	7	442	21/nedjelja	11/četvrtak	6567	4559	916	4129	1345	5474
	II	2/utorak	2	12	28/nedjelja	18	496	21/nedjelja	14/nedjelja	6502	4747	752	4030	1468	5498
	I+II	30/utorak	3	29	24/srijeda	17	894	21/nedjelja	14/nedjelja	12098	9305	1667	8159	2813	10972
Juli	I	7/utorak	3	19	31/petak	21	479	5/nedjelja	31/petak	7769	4880	1105	4480	1505	5985
	II	7/utorak	3	11	26/nedjelja	13	465	4/subota	31/petak	6320	4847	843	4227	1463	5690
	I+II	7/utorak	3	30	31/petak	14	898	5/nedjelja	31/petak	14089	9727	1948	8708	2968	11675
Avgust	I	25/utorak	2	12	1/subota	10	484	23/nedjelja	1/subota	7420	4991	859	4037	1813	5850
	II	25/utorak	3	13	16/nedjelja	13	547	29/subota	16/nedjelja	7605	5411	754	4087	2078	6165
	I+II	25/utorak	2	26	6/četvrtak	15	901	25/utorak	14/petak	13690	10402	1613	8124	3891	12015
Septembar	I	28/ponedjeljak	2	12	18/petak	15	457	20/nedjelja	11/petak	6502	4767	673	4097	1344	5440
	II	24/četvrtak	2	9	21/ponedjeljak	15	484	29/utorak	21/ponedjeljak	6111	4980	540	4064	1456	5520
	I+II	28/ponedjeljak	2	26	11/petak	13	891	13/nedjelja	11/petak	12411	9747	1213	8161	2799	10960
Oktobar	I	13/utorak	3	15	30/petak	13	525	25/nedjelja	30/petak	7521	4794	703	3986	1512	
	II	13/utorak	2	5	26/ponedjeljak	16	516	21/srijeda	26/ponedjeljak	6306	4832	522	3793	1562	
	I+II	13/utorak	2	24	30/petak	13	906	21/srijeda	30/petak	13088	9627	1226	7779	3073	
Novembar	I	9/ponedjeljak	2	10	18/srijeda	15	457	22/nedjelja	13/petak	6057	4364	561	3587	1338	
	II	24/utorak	2	8	1/nedjelja	17	539	19/četvrtak	1/nedjelja	6032	4554	439	3510	1483	
	I+II	25/srijeda	2	23	1/nedjelja	17	918	15/nedjelja	6/petak	11161	8918	1000	7097	2821	
Decembar	I	16/srijeda	2	9	24/četvrtak	15	550	20/nedjelja	24/četvrtak	7511	4358	546	3826	1078	
	II	1/utorak	2	7	30/srijeda	16	470	19/subota	30/srijeda	5852	4171	414	3516	1069	
	I+II	16/srijeda	2	16	24/četvrtak	15	946	20/nedjelja	24/četvrtak	12440	8528	961	7342	2147	
Godina	I	28.3./subota	2	0	30.4./četvrtak	17	587	1.1./četvrtak	10.4./petak	8507	4519	709	5427	4784	5691
	II	28.3./subota	2	0	13.4./ponedjeljak	16	663	1.1./četvrtak	13.4./ponedjeljak	8556	4658	562	5268	5113	5722
	I+II	28.3./subota	2	0	30.4./četvrtak	17	1004	1.1./četvrtak	10.4./petak	14464	9176	1271	10695	9897	11413

**BROJANJE VOZILA NA MREŽI PUTEVA U REPUBLICI SRPSKOJ – 2015. GODINA**  
**VEHICLE COUNTING ON THE ROAD NETWORK OF THE REPUBLIC OF SRPSKA – YEAR 2015**

**TRAFFIC PARAMETERS**

Automatic counter number  
 Location / Mileage [km +m]  
 Road number / Section

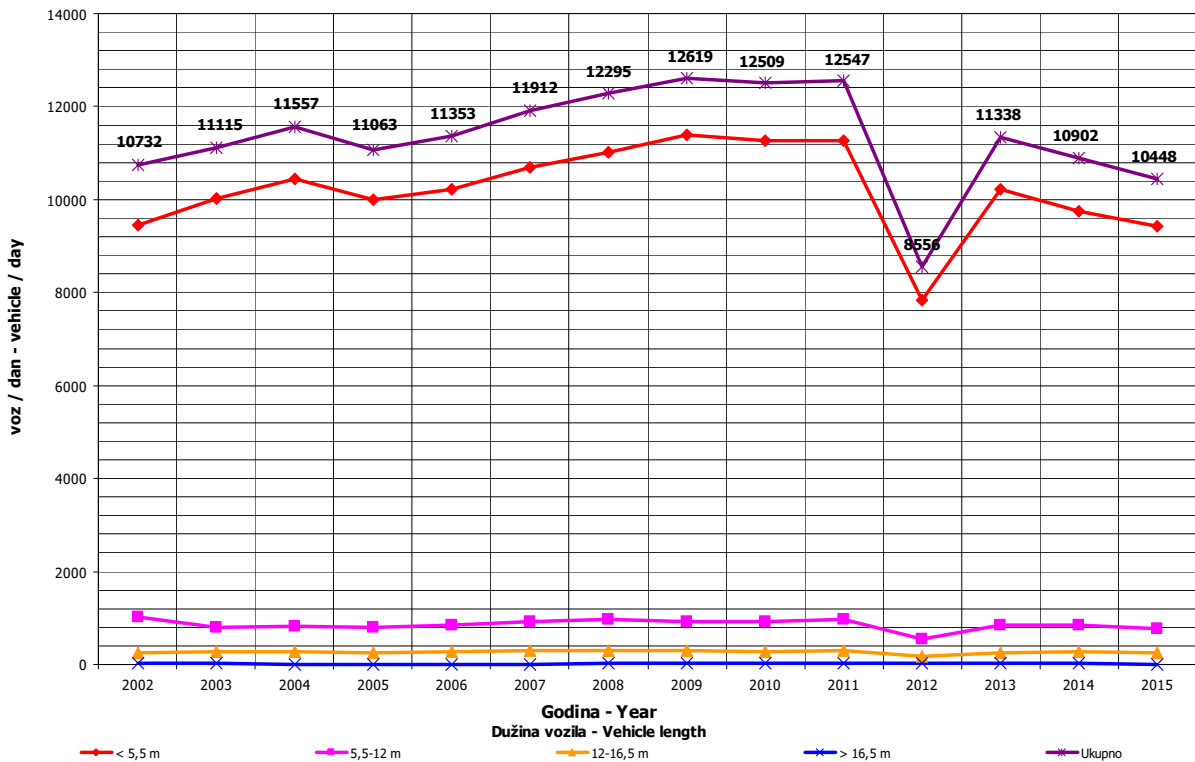
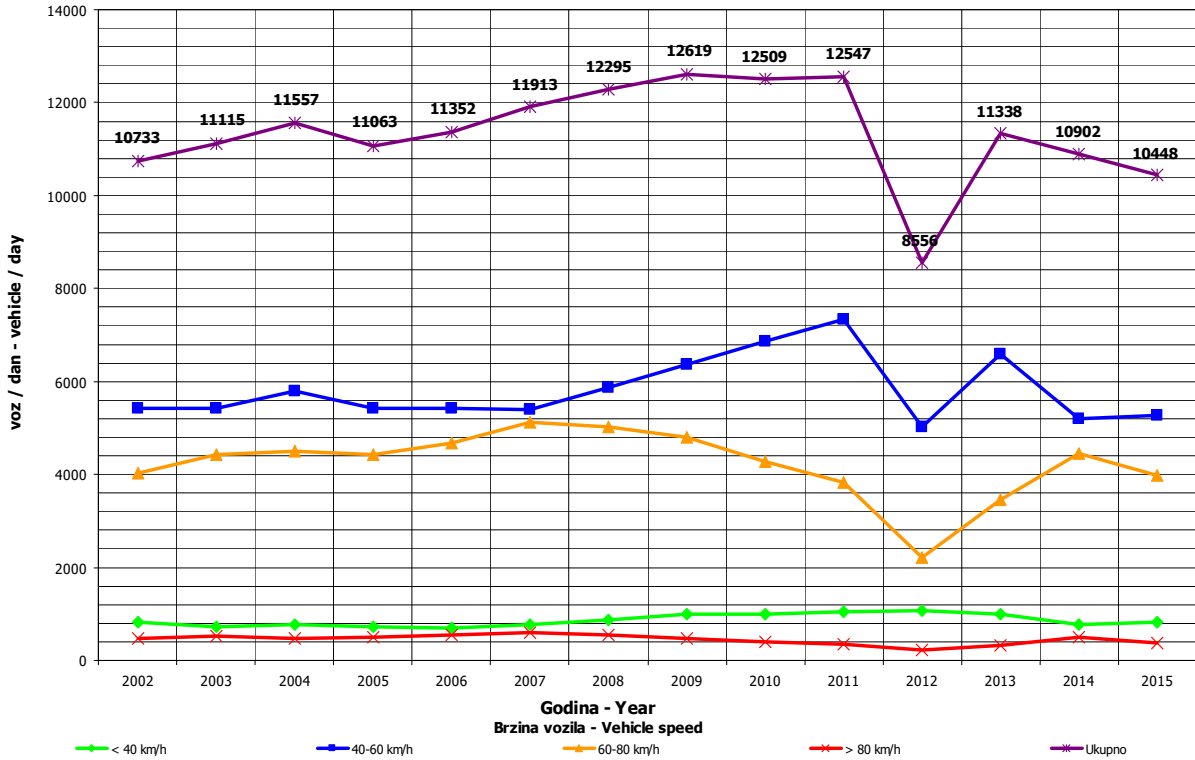
000010  
 Mahovljani / 14+757,00  
 M 16 / Nova Topola - Klačnice 1

Month	Direction	minimum hour		maximum hour		veh/h	veh/day	minimum day		maximum day		day time average (5-21 h)	night average (21-05 h)	working day average	weekend average	summer average
		date/day	hour	date/day	hour			date/day	date/day	veh/day	veh/day					
January	I	13/Tuesday	2	7	8	388	2331	1/Thursday	14	5/Monday	4913	3488	486	2294	1680	
	II	28/Wednesday	2	8	7	518	2504	1/Thursday	12	5/Monday	5693	3817	416	2315	1919	
	I+II	13/Tuesday	2	20	20	874	4835	1/Thursday	15	5/Monday	10606	7305	902	4609	3598	
February	I	19/Thursday	2	8	8	409	3087	1/Sunday	15	6/Friday	5533	3991	508	3347	1152	
	II	3/Tuesday	1	7	7	426	3739	24/Tuesday	13	6/Friday	5055	4074	427	3271	1230	
	I+II	19/Thursday	2	16	16	803	6889	1/Sunday	16	6/Friday	10588	8064	935	6618	2382	
March	I	28/Saturday	2	0	0	433	3868	2/Sunday	15	20/Friday	5876	4375	529	3618	1286	
	II	28/Saturday	2	0	0	444	4569	7/Saturday	14	20/Friday	5282	4486	442	3533	1394	
	I+II	28/Saturday	2	0	0	838	8614	1/Sunday	15	20/Friday	11158	8861	970	7151	2681	
April	I	13/Monday	2	10	10	587	3850	19/Sunday	17	10/Friday	8507	4938	757	3815	1880	
	II	21/Tuesday	2	10	10	663	4526	17/Friday	16	13/Monday	8556	4983	549	3665	1866	
	I+II	21/Tuesday	2	28	28	1004	8803	19/Sunday	17	10/Friday	14464	9921	1305	7480	3746	
May	I	13/Wednesday	2	13	13	474	4336	10/Sunday	18	21/Thursday	6672	4686	851	3728	1809	
	II	12/Tuesday	3	10	10	641	4145	1/Friday	13	3/Sunday	7072	4957	634	3620	1971	
	I+II	13/Wednesday	2	35	35	894	9651	31/Sunday	15	21/Thursday	12445	1485	1485	7348	3780	
June	I	10/Wednesday	2	17	17	442	4387	21/Sunday	7	11/Thursday	6567	4559	916	4129	1345	5474
	II	2/Tuesday	2	12	12	496	4853	21/Sunday	18	14/Sunday	6502	4747	752	4030	1468	5498
	I+II	30/Tuesday	3	29	29	894	9240	24/Wednesday	17	14/Sunday	12098	9305	1667	8159	2813	10972
July	I	7/Tuesday	3	19	19	479	4774	5/Sunday	21	31/Friday	7769	4880	1105	4480	1505	5985
	II	7/Tuesday	3	11	11	465	5091	4/Saturday	13	31/Friday	6320	4847	843	4227	1463	5690
	I+II	7/Tuesday	3	30	30	898	9955	5/Sunday	14	31/Friday	14089	9727	1948	8708	2968	11675
August	I	25/Tuesday	2	12	12	484	4445	23/Sunday	10	1/Saturday	7420	4991	859	4037	1813	5850
	II	25/Tuesday	3	13	13	547	5496	29/Saturday	13	16/Sunday	7605	5411	754	4087	2078	6165
	I+II	25/Tuesday	2	26	26	901	10802	25/Tuesday	15	14/Friday	13690	10402	1613	8124	3891	12015
September	I	28/Monday	2	12	12	457	4383	20/Sunday	15	11/Friday	6502	4767	673	4097	1344	5440
	II	24/Thursday	2	9	9	484	5160	29/Tuesday	15	21/Monday	6111	4980	540	4064	1456	5520
	I+II	28/Monday	2	26	26	891	9806	11/Friday	15	11/Friday	12411	9747	1213	8161	2799	10960
October	I	13/Tuesday	3	15	15	525	4223	25/Sunday	13	30/Friday	7521	4794	703	3986	1512	
	II	13/Tuesday	2	5	5	516	4063	21/Wednesday	16	26/Monday	6306	4832	522	3793	1562	
	I+II	13/Tuesday	2	24	24	906	9043	30/Friday	13	30/Friday	13088	9627	1226	7779	3073	
November	I	9/Monday	2	10	10	457	3823	22/Sunday	15	13/Friday	6057	4364	561	3587	1338	
	II	24/Tuesday	2	8	8	539	4319	19/Thursday	17	1/Sunday	6032	4554	439	3510	1483	
	I+II	25/Wednesday	2	23	23	918	8635	15/Sunday	17	6/Friday	11161	8918	1000	7097	2821	
December	I	16/Wednesday	2	9	9	550	3399	20/Sunday	15	24/Thursday	7511	4358	546	3826	1078	
	II	1/Tuesday	2	7	7	470	3352	30/Wednesday	16	19/Saturday	5852	4171	414	3516	1069	
	I+II	16/Wednesday	2	16	16	946	6789	20/Sunday	15	24/Thursday	12440	8528	961	7342	2147	
Year	I	28.3./Saturday	2	0	0	587	2331	1.1./Thursday	17	10.4./Friday	8507	4519	709	5427	4784	5691
	II	28.3./Saturday	2	0	0	663	2504	1.1./Thursday	16	13.4./Monday	8556	4658	562	5268	5113	5722
	I+II	28.3./Saturday	2	0	0	1004	4835	1.1./Thursday	17	10.4./Friday	14464	9176	1271	10695	9897	11413

## GODIŠNJA NERAVNOMJERNOST SAOBRAĆAJNOG TOKA TRAFFIC FLOW ANNUAL VARIATION

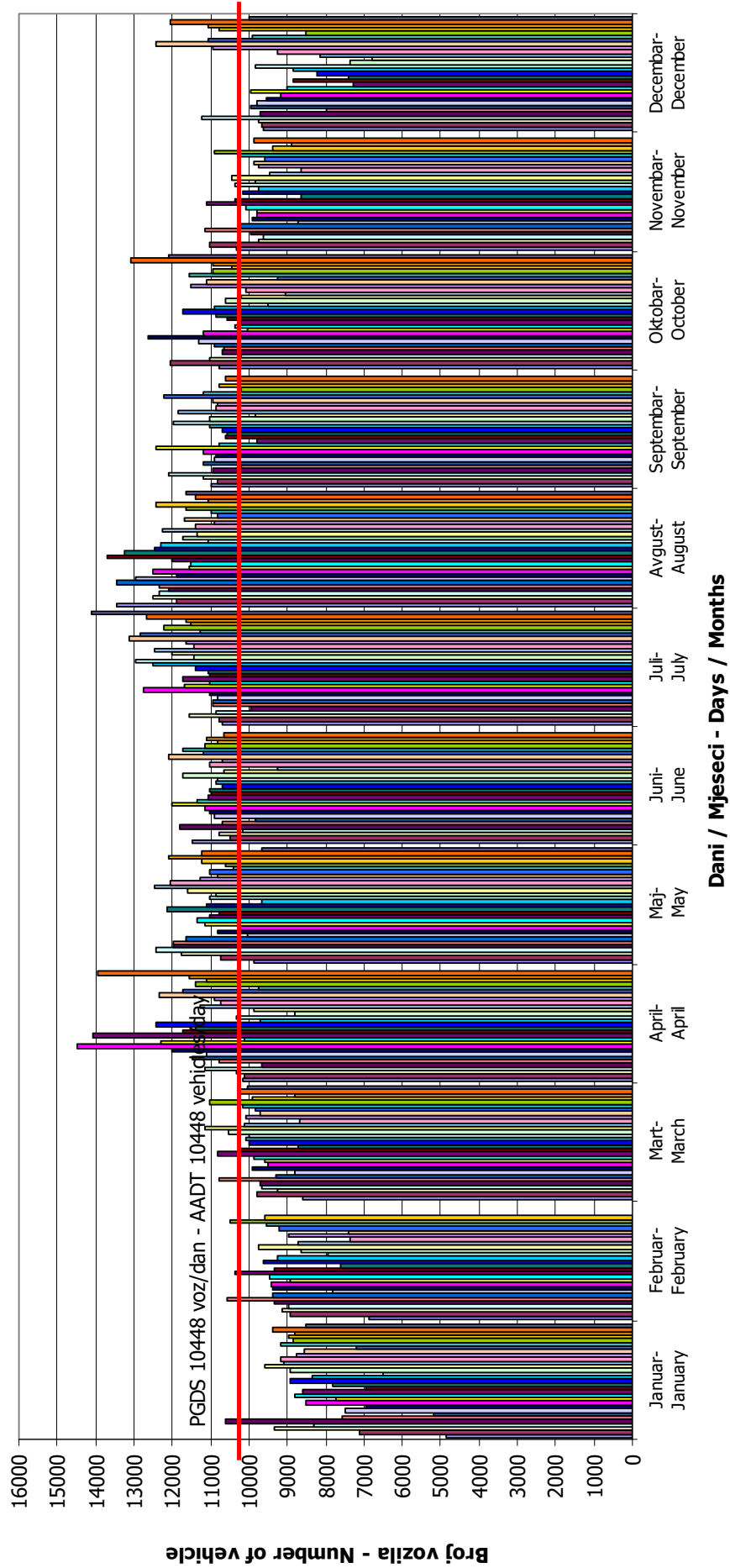
Automatski brojač broj - Automatic counter number  
 Lokalizet - Location / Stacionaža - Mileage [km+m]  
 Broj puta - Road number / Dionica - Section

000010  
 Mahovljani / 14+757,00  
 M 16 / Nova Topola - Klačnice 1



**DNEVNA NERAVNOMJERNOST SAOBRAĆAJNOG TOKA  
 TRAFFIC FLOW DAILY VARIATION**

Automatski brojač broj - Automatic counter number 000010  
 Lokalizet - Location / Stacionaža - Mileage [km+mm] Mahovljani / 14+757,00  
 Broj puta - Road number/ Dionica - Section M 16 / Nova Topola - Klačnice 1

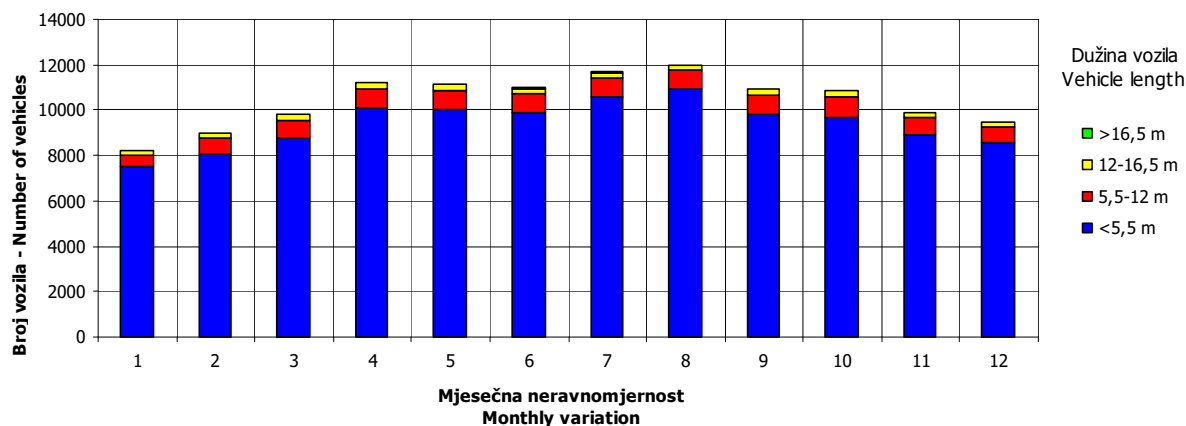
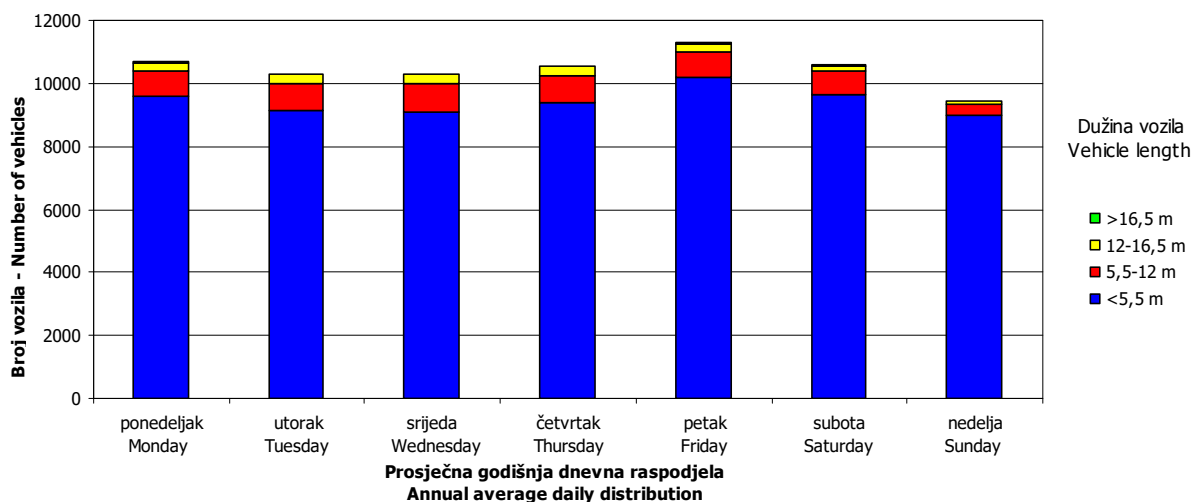
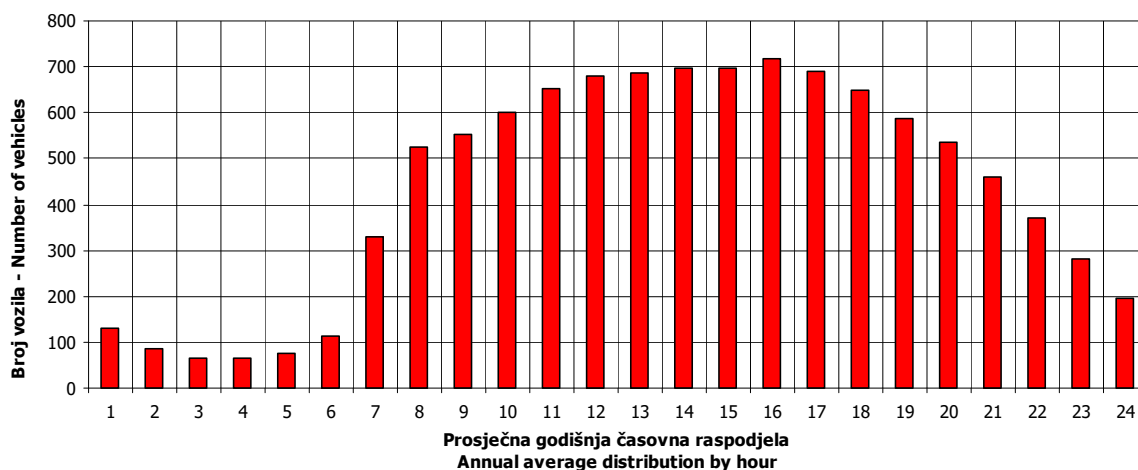


## VREMENSKA RASPODJELA SAOBRAĆAJNOG TOKA TRAFFIC FLOW TIME DISTRIBUTION

Automatski brojač broj - Automatic counter number  
 Lokalizet - Location / Stacionaža - Mileage [km+m]  
 Broj puta - Road number / Dionica - Section

000010  
 Mahovljani / 14+757,00  
 M 16 / Nova Topola - Klačnice 1

**PGDS 10448 voz/dan    AADT 10448 veh/day**

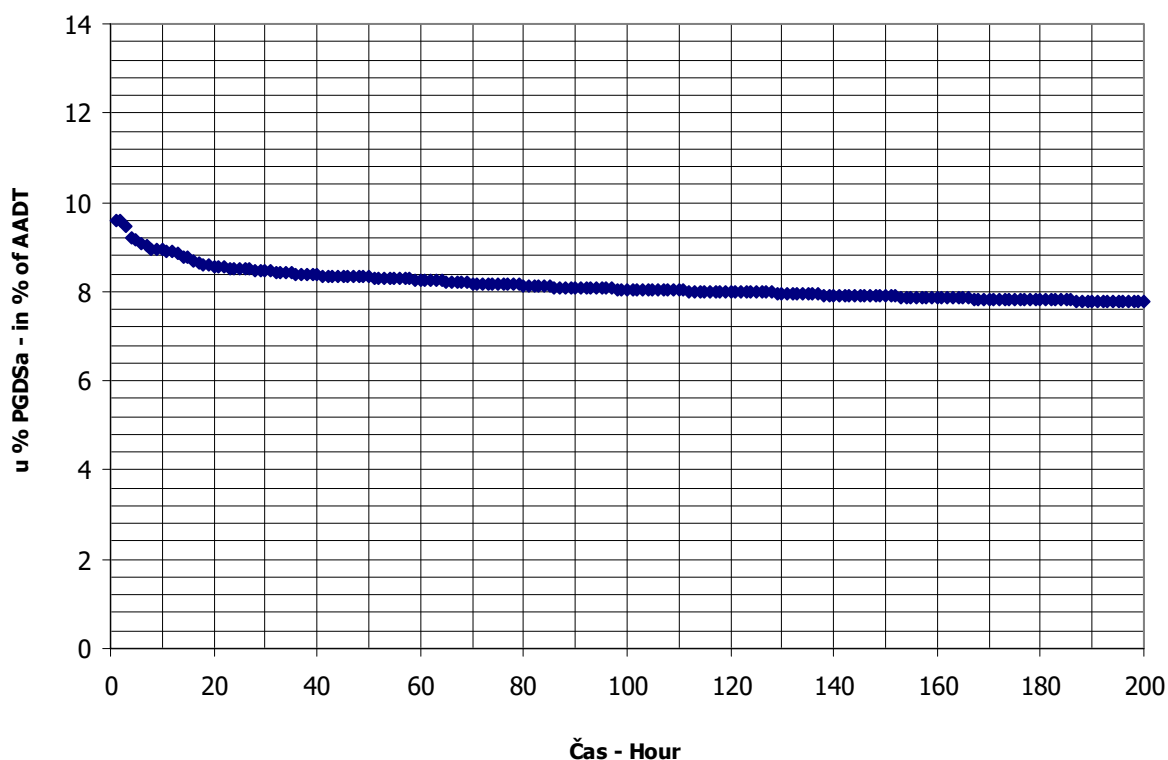




## SATNA DISTRIBUCIJA SAOBRAĆAJNOG TOKA TRAFFIC FLOW HOURLY DISTRIBUTION

Automatski brojač broj - Automatic counter number 000010  
 Lokalitet - Location / Stacionaža - Mileage [km+m] Mahovljani / 14+757,00  
 Broj puta - Road number / Dionica - Section M 16 / Nova Topola - Klačnice 1

<b>PGDS - AADT</b>	<b>10448 voz/dan - veh/day</b>							
Čas - Hour	Maksimalni vršni sat - Maximum peak hour	10	20	30	40	50	100	200
Sat u danu - Hour of day	17	12	17	14	15	7	12	10
Sat u godini - Hour in year	2873	2460	4193	8726	2535	2455	7284	6778
Dan - Day of week	četvrtak - Thursday	ponedeljak - Monday	srijeda - Wednesday	srijeda - Wednesday	četvrtak - Thursday	ponedeljak - Monday	subota - Saturday	subota - Saturday
Datum - Date	30	13	24	30	16	13	31	10
Mjesec - Month	april - April	april - April	juni - June	decembar - December	april - April	april - April	oktobar - October	oktobar - October
Vrijednost - Value	1004	930	894	884	873	869	841	812
% - percent	9.61	8.90	8.56	8.46	8.36	8.32	8.05	7.77



**BROJANJE VOZILA NA MREŽI PUTEVA U REPUBLICI SRPSKOJ – 2015. GODINA**  
**VEHICLE COUNTING ON THE ROAD NETWORK OF THE REPUBLIC OF SRPSKA – YEAR 2015**

**MJESEČNI BROJ VOZILA**  
**MONTHLY NUMBER OF VEHICLES**

Automatski brojač broj - Automatic counter number  
 Lokalitet - Location / Stacionaža - Mileage [km+m]  
 Broj puta - Road number / Dionica - Section

000011  
 Hrvacani / 16+107,00  
 M 16.1 / Klačnice 1 - Gornja Vijaka 1

	Mjesec - Month											
	Januar- January	Februar- February	Mart- March	April- April	Maj- May	Jun- June	Jul- July	August- August	Septembar- September	Oktober- October	Novembar- November	Decembar- December
1	2528	5229	4172	5750	5738	4962	5168	6502	5139	4461	5237	4500
2	3816	4134	4722	5209	5758	5144	5235	6184	5338	4904	4933	5705
3	4686	2871	5284	5080	6099	4949	5446	6285	5155	4760	4927	4627
4	5776	4218	5096	5239	5637	4981	6011	5945	5517	5939	4554	4493
5	4502	4561	5179	5819	5332	4935	6368	6168	5431	5541	5370	4779
6	2773	4621	5471	4546	5964	5340	5299	6970	6124	4876	5193	5702
7	2812	4826	4666	4036	6030	5971	5230	6418	5122	4453	5100	4696
8	4630	5253	4329	4988	5998	4769	5610	6315	4947	5227	6216	3959
9	4296	3899	5090	5224	5269	4639	6092	7331	4870	5466	5273	4303
10	4846	3227	4978	5265	6877	4942	5618	6559	5151	5481	4691	4512
11	5176	4436	5160	5602	5926	5167	5821	6027	5023	6773	5117	4669
12	4384	4723	5367	6148	5302	5459	6588	6641	5296	5103	4977	4672
13	3585	4430	5452	4757	5664	5476	5899	6015	6358	4650	5053	5667
14	4356	4641	4541	4629	5579	6465	5498	6063	4873	4947	5264	4373
15	4863	5274	4128	5195	5637	5502	5505	6219	4423	5070	6487	4054
16	3743	4118	4919	5271	5723	4859	5829	7384	4968	5098	4978	4441
17	3910	3600	4974	5367	6427	4555	5766	6061	4623	5423	3904	4575
18	4442	4605	5280	5353	5253	5774	6202	5682	4559	6267	5131	4726
19	3857	4604	5109	6323	4980	5396	6815	5470	5078	5063	5045	4976
20	4108	4994	5917	5392	5694	5597	6320	5432	5607	4853	5114	5482
21	4894	4058	5017	4710	5769	6620	5688	5875	5186	4966	5383	4663
22	4950	3436	4106	5298	5529	5189	5838	6101	4657	5121	6293	4150
23	4853	4611	5466	5578	5940	4781	6159	6641	5005	5222	5221	4341
24	4763	4798	4966	6135	6537	5206	5711	5774	5448	5986	4804	4535
25	4939	4789	5889	6499	5328	4597	5994	5700	4977	6455	5012	4849
26	3476	5340	4810	6576	4671	5481	7203	5716	5434	6443	4977	5082
27	2984	5547	5092	6128	5416	5473	7347	5503	6100	5134	5051	6168
28	4400	4514	5797	4535	5520	6396	6224	5444	5280	5128	5064	4952
29	4650		6852	5678	5490	5209	6162	5636	4984	5415	4546	4001
30	4681		4986	6704	5515	4571	6619	6521	5132	5707	3974	4319
31	4948		4459		6494		5849	5435		6057		5088
Ukupno- Total	132627	125357	157274	163034	177096	158405	185114	190017	155805	165989	152889	147059
Prosjek- Average	4278	4477	5073	5434	5713	5280	5971	6130	5194	5354	5096	4744
Godšnji prosjek (PGDS) - Annual average (AADT)												5234

**BROJANJE VOZILA NA MREŽI PUTEVA U REPUBLICI SRPSKOJ – 2015. GODINA**  
**VEHICLE COUNTING ON THE ROAD NETWORK OF THE REPUBLIC OF SRPSKA – YEAR 2015**

**STRUKTURA SAOBRAĆAJNOG TOKA**  
**TRAFFIC FLOW COMPOSITION**

Automatski brojač broj - Automatic counter number  
 Lokalizet - Location / Stacionaža - Mileage [km+m]  
 Broj puta - Road number / Dionica - Section

000011  
 Hrvaćani / 16+107,00  
 M 16.1 / Klašnice 1 – Gornja Vijaka 1

Mjesec - Month	Smjer - Direction	Dužina vozila - Vehicle length								Ukupno - Total
		< 5,5 m	(%)	5,5 - 12 m	(%)	12 - 16,5 m	(%)	< 16,5 m	(%)	
Januar - January	I	56741	87.5	6746	10.4	1231	1.9	156	0.2	64875
	II	60497	89.3	5842	8.6	1391	2.1	22	0.0	67752
	ukupno - total	117262	88.4	12565	9.5	2624	2.0	175	0.1	132627
Februar - February	I	54509	87.5	6480	10.4	1183	1.9	150	0.2	62322
	II	56285	89.3	5436	8.6	1294	2.1	20	0.0	63035
	ukupno - total	110834	88.4	11876	9.5	2480	2.0	166	0.1	125357
Mart - March	I	67791	87.5	8060	10.4	1471	1.9	187	0.2	77507
	II	71225	89.3	6878	8.6	1638	2.1	26	0.0	79767
	ukupno - total	139054	88.4	14900	9.5	3112	2.0	208	0.1	157274
April - April	I	69259	87.5	8234	10.4	1503	1.9	191	0.2	79186
	II	74869	89.3	7230	8.6	1722	2.1	27	0.0	83848
	ukupno - total	144147	88.4	15446	9.5	3226	2.0	216	0.1	163034
Maj - May	I	76097	87.5	9047	10.4	1651	1.9	209	0.2	87005
	II	80444	89.3	7769	8.6	1850	2.1	29	0.0	90091
	ukupno - total	156579	88.4	16778	9.5	3504	2.0	234	0.1	177096
Juni - June	I	68916	87.5	8193	10.4	1495	1.9	190	0.2	78794
	II	71086	89.3	6865	8.6	1635	2.1	26	0.0	79611
	ukupno - total	140054	88.4	15007	9.5	3134	2.0	210	0.1	158405
Juli - July	I	81267	87.5	9662	10.4	1763	1.9	224	0.2	92916
	II	82325	89.3	7950	8.6	1893	2.1	30	0.0	92198
	ukupno - total	163669	88.4	17538	9.5	3663	2.0	245	0.1	185114
Avgust - August	I	82678	87.5	9829	10.4	1794	1.9	228	0.2	94528
	II	85263	89.3	8234	8.6	1961	2.1	31	0.0	95489
	ukupno - total	168004	88.4	18002	9.5	3760	2.0	251	0.1	190017
Septembar - September	I	67167	87.5	7985	10.4	1457	1.9	185	0.2	76795
	II	70549	89.3	6813	8.6	1622	2.1	26	0.0	79010
	ukupno - total	137755	88.4	14761	9.5	3083	2.0	206	0.1	155805
Oktobar - October	I	73589	87.5	8749	10.4	1597	1.9	203	0.2	84137
	II	73087	89.3	7058	8.6	1681	2.1	27	0.0	81852
	ukupno - total	146759	88.4	15726	9.5	3284	2.0	220	0.1	165989
Novembar - November	I	65921	87.5	7837	10.4	1430	1.9	181	0.2	75370
	II	69218	89.3	6684	8.6	1592	2.1	25	0.0	77519
	ukupno - total	135177	88.4	14485	9.5	3025	2.0	202	0.1	152889
Decembar - December	I	64460	87.5	7664	10.4	1398	1.9	177	0.2	73700
	II	65503	89.3	6326	8.6	1506	2.1	24	0.0	73359
	ukupno - total	130022	88.4	13933	9.5	2910	2.0	195	0.1	147059
Ukupno (godišnje) - Total (annual)	I	828396	87.5	98486	10.4	17972	1.9	2280	0.2	947134
	II	860351	89.3	83085	8.6	19784	2.1	312	0.0	963532
	ukupno - total	1689315	88.4	181018	9.5	37805	2.0	2527	0.1	1910666
Prosjek (PGDS) - Average (AADT)	I	2270	85.9	270	11.1	49	2.7	6	0.3	2595
	II	2357	86.6	228	10.4	54	3.0	1	0.0	2640
	ukupno - total	4628	44.3	496	4.7	104	1.0	7	0.1	5234

**BRONANJE VOZILA NA MREŽI PUTEVA U REPUBLICI SRPSKOJ – 2015. GODINA**  
**VEHICLE COUNTING ON THE ROAD NETWORK OF THE REPUBLIC OF SRPSKA – YEAR 2015**

**SAOBRAĆAJNI POKAZATELJI**

Automatski brojač broj  
 Lokalizet / Stacionaža [km+m]  
 Broj puta / Dionica

000011

Hrvačani / 16+107,00

M 16.1 / Klišnice 1 - Gornja Vijaka 1

Mjesec	Smjer	minimalni čas		maksimalni čas		voz/h	datum/dan	datum/dan	minimalni dan		maksimalni dan		dnevni prosjek (05-21 h)	noćni prosjek (21-05 h)	prosjek radnim danom	prosjek vikendom	ljetni prosjek
		čas	voz/h	čas	voz/h				datum/dan	voz/dan	datum/dan	voz/dan					
Januar	I	11./nedjelja	2	4	4./nedjelja	13	233	1194	7./srijeda	2966	4./nedjelja	2966	1908	185	1078	1015	
	II	28./srijeda	2	3	4./nedjelja	10	237	1218	1./četrtek	2810	4./nedjelja	2810	2011	175	1134	1052	
	I+II	28./srijeda	2	9	9./petak	12	436	2528	1./četrtek	5776	4./nedjelja	5776	3919	360	2212	2067	
Februar	I	4./srijeda	1	3	27./petak	15	244	1290	3./utorak	2902	27./petak	2902	2040	185	1548	678	
	II	18./srijeda	1	3	18./srijeda	7	240	1581	3./utorak	2645	27./petak	2645	2103	148	1599	652	
	I+II	4./srijeda	1	6	1./nedjelja	16	439	2871	3./utorak	5547	27./petak	5547	4144	334	3147	1330	
Mart	I	23./ponedjeljak	2	0	29./nedjelja	15	297	1825	1./nedjelja	3676	29./nedjelja	3676	2255	246	1810	691	
	II	23./ponedjeljak	2	0	29./nedjelja	16	272	2201	22./nedjelja	3434	29./nedjelja	3434	2381	192	1857	716	
	I+II	23./ponedjeljak	2	0	29./nedjelja	16	535	4106	22./nedjelja	6852	29./nedjelja	6852	4635	438	3667	1407	
April	I	15./srijeda	2	4	25./subota	13	249	1823	7./utorak	3400	25./subota	3400	2348	292	1676	963	
	II	11./subota	3	6	25./subota	15	270	2213	7./utorak	3511	30./četrtek	3511	2554	240	1839	956	
	I+II	12./nedjelja	2	11	25./subota	15	506	4036	7./utorak	6704	30./četrtek	6704	4903	532	3515	1919	
Maj	I	14./četrtek	2	9	3./nedjelja	12	351	2243	26./utorak	3562	2./subota	3562	2434	373	1688	1119	
	II	1./petak	1	8	20./srijeda	7	278	2196	2./subota	3470	10./nedjelja	3470	2620	286	1883	1023	
	I+II	14./četrtek	2	17	3./nedjelja	12	542	4671	26./utorak	6877	10./nedjelja	6877	5054	659	3572	2141	
Juni	I	26./petak	3	9	14./nedjelja	16	253	2152	30./utorak	3455	21./nedjelja	3455	2264	362	1822	804	2626
	II	3./srijeda	2	10	14./nedjelja	14	232	2290	25./četrtek	3165	21./nedjelja	3165	2323	331	1881	774	2654
	I+II	3./srijeda	1	26	14./nedjelja	16	445	4555	17./srijeda	6620	21./nedjelja	6620	4587	694	3702	1578	5280
Juli	I	31./petak	3	10	26./nedjelja	17	241	2532	1./srijeda	3914	27./ponedjeljak	3914	2542	456	2153	844	2997
	II	1./srijeda	1	11	27./ponedjeljak	12	249	2497	6./ponedjeljak	3433	27./ponedjeljak	3433	2558	416	2173	801	2974
	I+II	4./subota	2	28	27./ponedjeljak	12	478	5168	1./srijeda	7347	27./ponedjeljak	7347	5099	872	4326	1645	5971
Avgust	I	27./četrtek	2	11	16./nedjelja	18	282	2598	18./utorak	3884	9./nedjelja	3884	2618	432	1977	1072	3049
	II	22./subota	2	7	1./subota	13	260	2670	31./ponedjeljak	3610	16./nedjelja	3610	2694	386	2061	1019	3080
	I+II	21./petak	2	23	2./nedjelja	14	502	5432	20./četrtek	7384	16./nedjelja	7384	5312	818	4038	2091	6130
Septembar	I	16./srijeda	2	8	27./nedjelja	16	230	1998	15./utorak	3330	13./nedjelja	3330	2246	313	1810	749	2559
	II	18./petak	1	1	20./nedjelja	7	236	2024	18./petak	3199	20./nedjelja	3199	2357	277	1869	765	2634
	I+II	18./petak	1	19	27./nedjelja	15	445	4423	15./utorak	6358	13./nedjelja	6358	4603	591	3679	1514	5194
Oktobar	I	1./četrtek	2	7	26./ponedjeljak	8	270	2126	13./utorak	3592	26./ponedjeljak	3592	2387	326	1828	885	
	II	3./subota	5	0	25./nedjelja	15	262	1965	7./srijeda	3247	11./nedjelja	3247	2387	254	1812	829	
	I+II	8./četrtek	2	12	25./nedjelja	15	525	4453	7./srijeda	6773	11./nedjelja	6773	4774	581	3640	1714	
Novembar	I	17./utorak	6	3	29./nedjelja	17	271	1811	17./utorak	3436	15./nedjelja	3436	2213	299	1675	837	
	II	17./utorak	6	0	21./subota	13	232	2093	17./utorak	3060	8./nedjelja	3060	2311	274	1768	816	
	I+II	17./utorak	6	3	15./nedjelja	16	464	3904	17./utorak	6487	15./nedjelja	6487	4524	572	3443	1653	
Decembar	I	2./srijeda	1	5	27./nedjelja	15	261	1793	29./utorak	3453	27./nedjelja	3453	2110	266	1664	713	
	II	28./ponedjeljak	3	2	31./četrtek	14	236	2146	8./utorak	2859	2./srijeda	2859	2132	235	1708	659	
	I+II	2./srijeda	1	12	27./nedjelja	15	468	3959	8./utorak	6168	27./nedjelja	6168	4243	501	3372	1372	
Godina	I	23.3./ponedjeljak	2	0	3.5./nedjelja	12	351	1194	7.1./srijeda	3914	27.7./ponedjeljak	3914	2282	312	2504	2797	2811
	II	23.3./ponedjeljak	2	0	20.5./srijeda	7	278	1218	1.1./četrtek	3610	16.8./nedjelja	3610	2371	269	2607	2714	2839
	I+II	23.3./ponedjeljak	2	0	3.5./nedjelja	12	542	2528	1.1./četrtek	7384	16.8./nedjelja	7384	4654	581	5111	5511	5650

**BROJANJE VOZILA NA MREŽI PUTEVA U REPUBLICI SRPSKOJ – 2015. GODINA**  
**VEHICLE COUNTING ON THE ROAD NETWORK OF THE REPUBLIC OF SRPSKA – YEAR 2015**

**TRAFFIC PARAMETERS**

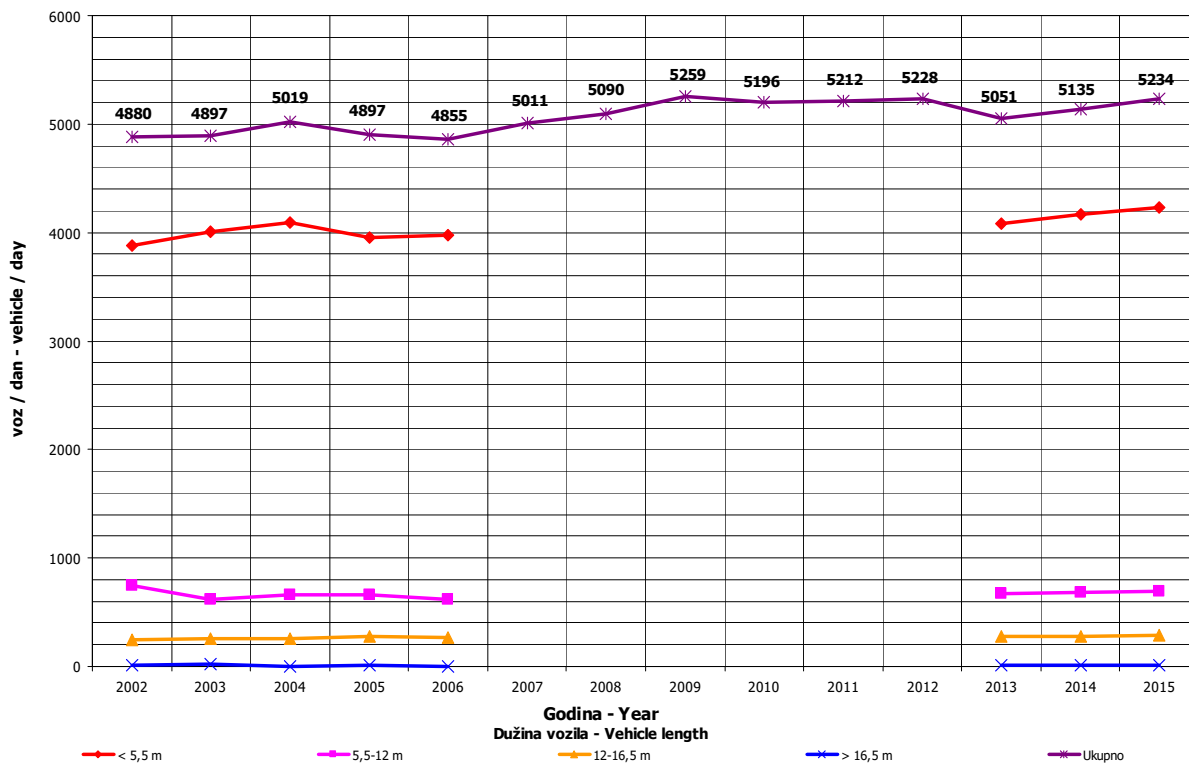
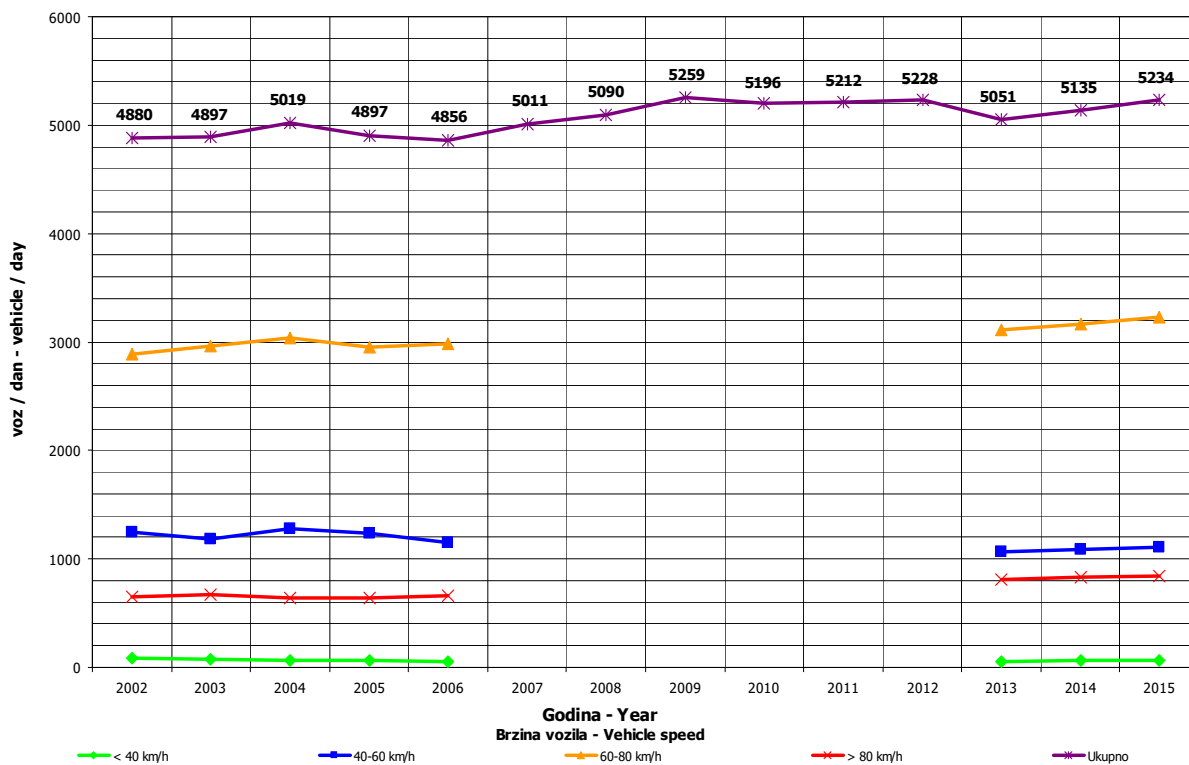
Automatic counter number 000011  
 Location / Mileage [km+m] Hrvacani / 16+107,00  
 Road number / Section M 16.1 / Klačnice 1 - Gornja Vjaka 1

Month	Direction	minimum hour		maximum hour		veh/h	minimum day		maximum day		day time average (5-21 h)	night average (21-05 h)	working day average	weekend average	summer average
		date/day	hour	date/day	hour		date/day	hour	date/day	hour					
January	I	11/Sunday	2	4	4/Sunday	13	233	7/Wednesday	1194	4/Sunday	2966	1908	185	1078	1015
	II	28/Wednesday	2	3	4/Sunday	10	237	1/Thursday	1218	4/Sunday	2810	2011	175	1134	1052
	I+II	28/Wednesday	2	9	9/Friday	12	436	1/Thursday	2528	4/Sunday	5776	3919	360	2212	2067
February	I	4/Wednesday	1	3	27/Friday	15	244	3/Thursday	1290	27/Friday	2902	2040	185	1548	678
	II	4/Wednesday	1	3	18/Wednesday	7	240	3/Thursday	1581	27/Friday	2645	2103	148	1599	652
	I+II	4/Wednesday	1	6	1/Sunday	16	439	3/Thursday	2871	27/Friday	5547	4144	334	3147	1330
March	I	23/Monday	2	0	29/Sunday	15	297	1/Sunday	1825	29/Sunday	3676	2255	246	1810	691
	II	23/Monday	2	0	29/Sunday	16	272	22/Sunday	2201	25/Wednesday	3434	2381	192	1857	716
	I+II	23/Monday	2	0	29/Sunday	16	535	22/Sunday	4106	29/Sunday	6852	4635	438	3667	1407
April	I	15/Wednesday	2	4	25/Saturday	13	249	7/Thursday	1823	25/Saturday	3400	2348	292	1676	963
	II	11/Saturday	3	6	25/Saturday	15	270	7/Thursday	2213	30/Thursday	3511	2554	240	1839	956
	I+II	12/Sunday	2	11	25/Saturday	15	506	7/Thursday	4036	30/Thursday	6704	4903	532	3515	1919
May	I	14/Thursday	2	9	3/Sunday	12	351	26/Tuesday	2243	2/Saturday	3562	2434	373	1688	1119
	II	1/Friday	1	8	20/Wednesday	7	278	2/Saturday	2196	10/Sunday	3470	2620	286	1883	1023
	I+II	14/Thursday	2	17	3/Sunday	12	542	26/Tuesday	4671	10/Sunday	6877	5054	659	3572	2141
June	I	26/Friday	3	9	14/Sunday	16	253	30/Tuesday	2152	10/Sunday	3455	2264	362	1822	804
	II	3/Wednesday	2	10	14/Sunday	14	232	25/Thursday	2290	21/Sunday	3165	2323	331	1881	774
	I+II	3/Wednesday	2	26	14/Sunday	16	445	17/Wednesday	4555	21/Sunday	6620	4587	694	3702	1578
July	I	31/Friday	3	10	26/Sunday	17	241	1/Wednesday	2532	27/Monday	3914	2542	456	2153	2997
	II	1/Wednesday	1	11	27/Monday	12	249	6/Monday	2497	27/Monday	3433	2558	416	2173	801
	I+II	4/Saturday	2	28	27/Monday	12	478	1/Wednesday	5168	27/Monday	7347	5099	872	4326	1645
August	I	27/Thursday	2	11	16/Sunday	18	282	18/Tuesday	2598	9/Sunday	3884	2618	432	1977	1072
	II	22/Saturday	2	7	1/Saturday	13	260	31/Monday	2670	16/Sunday	3610	2694	386	2061	1019
	I+II	21/Friday	2	23	2/Sunday	14	502	20/Thursday	5432	16/Sunday	7384	5312	818	4038	2091
September	I	16/Wednesday	2	8	27/Sunday	16	230	15/Tuesday	1998	13/Sunday	3330	2246	313	1810	749
	II	18/Friday	1	1	20/Sunday	7	236	18/Friday	2024	20/Sunday	3199	2357	277	1869	765
	I+II	18/Friday	1	19	27/Sunday	15	445	15/Tuesday	4423	13/Sunday	6358	4603	591	3679	1514
October	I	1/Thursday	2	7	26/Monday	8	270	13/Tuesday	2126	26/Monday	3592	2387	326	1828	885
	II	3/Sunday	5	0	25/Sunday	15	262	7/Wednesday	1965	11/Sunday	3247	2387	254	1812	829
	I+II	8/Thursday	2	12	25/Sunday	15	525	7/Wednesday	4453	11/Sunday	6773	4774	581	3640	1714
November	I	17/Tuesday	6	3	29/Sunday	17	231	17/Tuesday	1811	15/Sunday	3436	2213	299	1675	837
	II	17/Tuesday	6	0	21/Saturday	13	272	17/Tuesday	2093	8/Sunday	3060	2311	274	1768	816
	I+II	17/Tuesday	6	3	15/Sunday	16	464	17/Tuesday	3904	15/Sunday	6487	4524	572	3443	1653
December	I	2/Wednesday	1	5	27/Sunday	15	261	29/Tuesday	1793	27/Sunday	3453	2110	266	1664	713
	II	28/Monday	3	2	31/Thursday	14	236	8/Thursday	2146	2/Wednesday	2859	2132	235	1708	659
	I+II	2/Wednesday	1	12	27/Sunday	15	468	8/Thursday	3959	27/Sunday	6168	4243	501	3372	1372
Year	I	23.3/Monday	2	0	3.5/Sunday	12	351	7.1/Wednesday	1194	27.7/Monday	3914	2282	312	2504	2811
	II	23.3/Monday	2	0	20.5/Wednesday	7	278	1.1/Thursday	1218	16.8/Sunday	3610	2371	269	2607	2839
	I+II	23.3/Monday	2	0	3.5/Sunday	12	542	1.1/Thursday	2528	16.8/Sunday	7384	4654	581	5111	5650

## GODIŠNJA NERAVNOMJERNOST SAOBRAĆAJNOG TOKA TRAFFIC FLOW ANNUAL VARIATION

Automatski brojač broj - Automatic counter number  
 Lokalizet - Location / Stacionaža - Mileage [km+m]  
 Broj puta - Road number / Dionica - Section

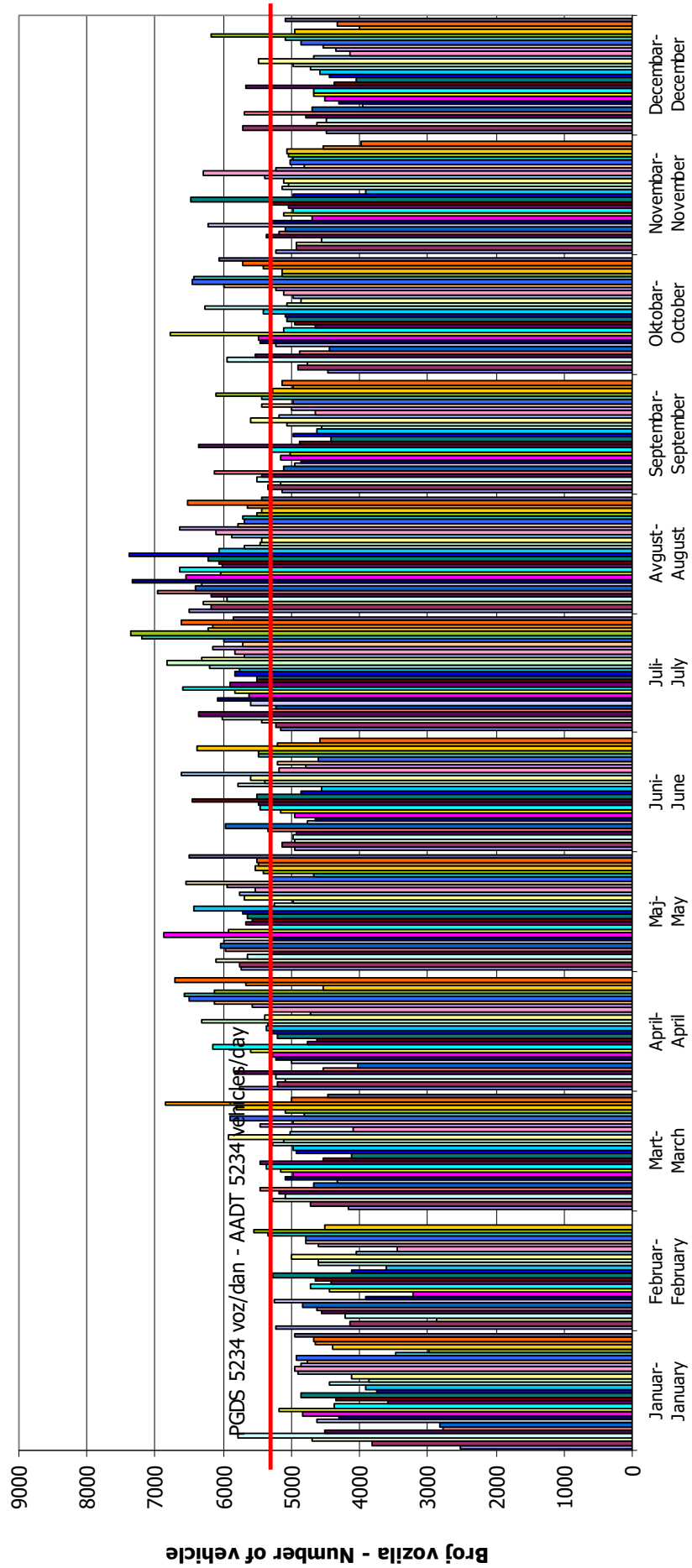
000011  
 Hrvaćani / 16+107,00  
 M 16.1 / Klašnice 1 – Gornja Vijaka 1



**DNEVNA NERAVNOMJERNOST SAOBRAĆAJNOG TOKA  
 TRAFFIC FLOW DAILY VARIATION**

000011  
 Hrváčani / 16+107,00  
 M 16.1 / Klačnice 1 - Gornja Vijaka 1

Automatski brojač broj - Automatic counter number  
 Lokalityet - Location / Stacionaža - Mileage [km+tm]  
 Broj puta - Road number/ Dionica - Section



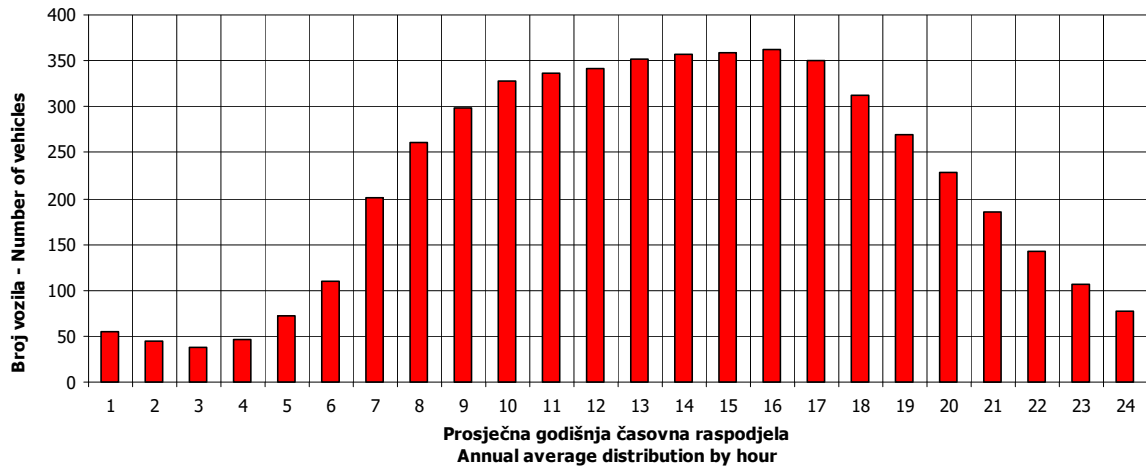
**Dani / Mjeseci - Days / Months**

## VREMENSKA RASPODJELA SAOBRAĆAJNOG TOKA TRAFFIC FLOW TIME DISTRIBUTION

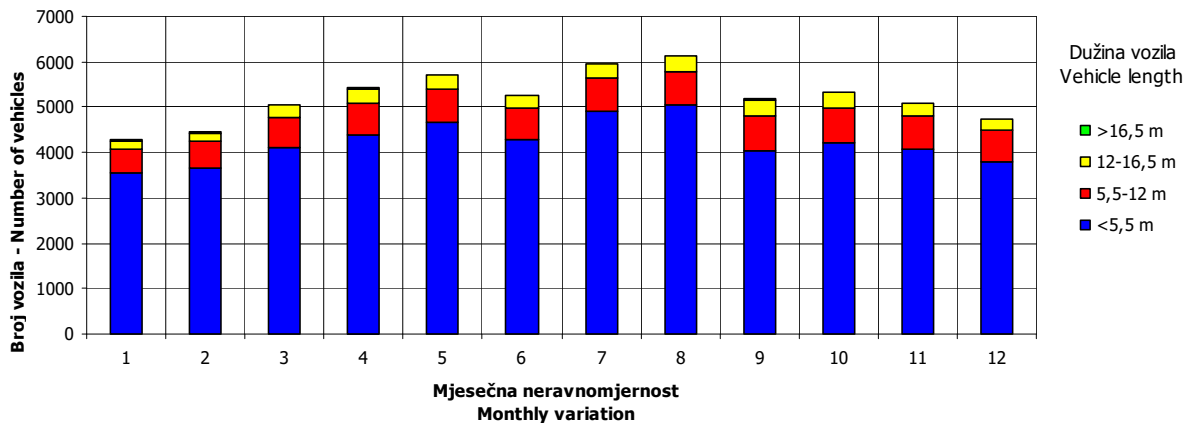
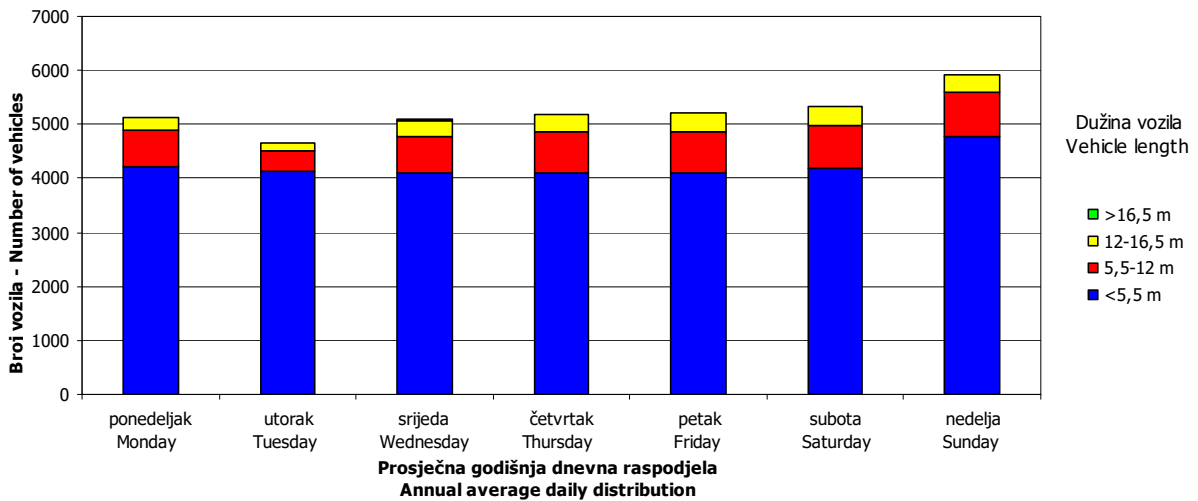
Automatski brojač broj - Automatic counter number  
 Lokalizet - Location / Stacionaža - Mileage [km+m]  
 Broj puta - Road number / Dionica - Section

000011  
 Hrvačani / 16+107,00  
 M 16.1 / Klašnice 1 – Gornja Vijaka 1

**PGDS 5234 voz/dan      AADT 5234 veh/day**



**11**



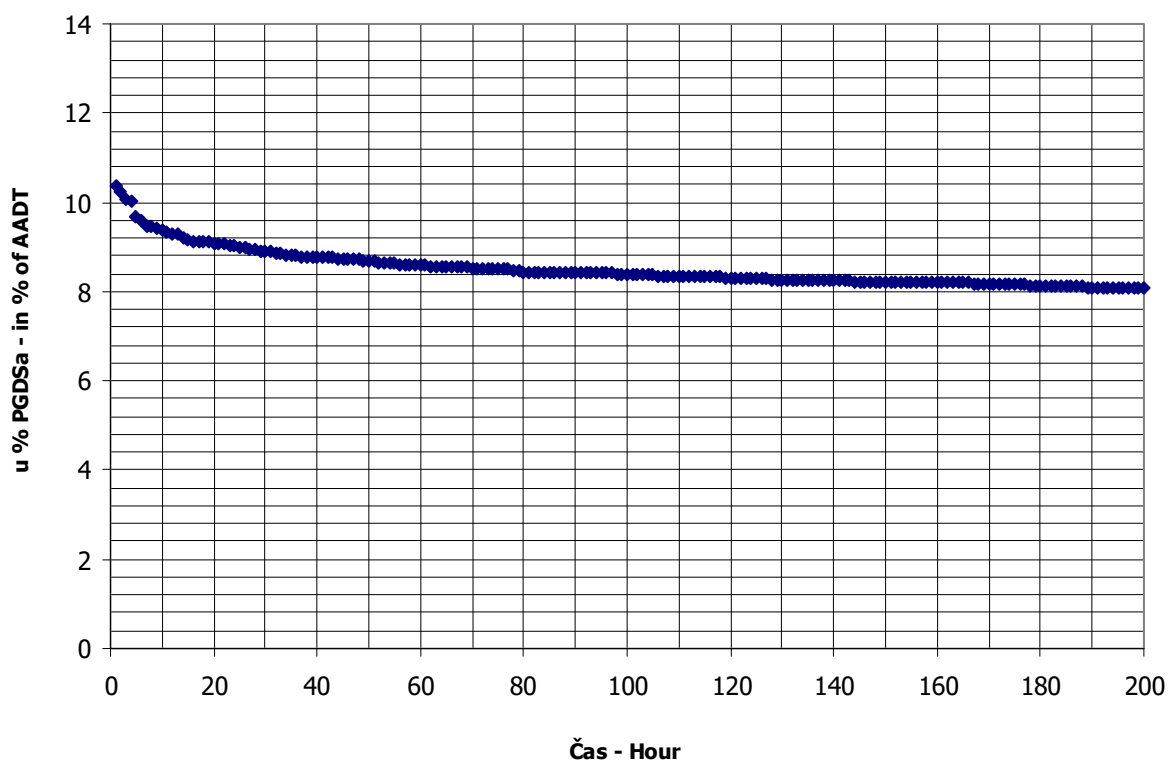


## SATNA DISTRIBUCIJA SAOBRAĆAJNOG TOKA TRAFFIC FLOW HOURLY DISTRIBUTION

Automatski brojač broj - Automatic counter number  
 Lokalitet - Location / Stacionaža - Mileage [km+m]  
 Broj puta - Road number / Dionica - Section

000011  
 Hrvaćani / 16+107,00  
 M 16.1 / Klašnice 1 – Gornja Vijaka 1

<b>PGDS - AADT</b>	<b>5234 voz/dan - veh/day</b>							
Čas - Hour	Maksimalni vršni sat - Maximum peak hour	10	20	30	40	50	100	200
Sat u danu - Hour of day	12	15	15	16	13	11	16	13
Sat u godini - Hour in year	2940	6807	2439	5296	5413	8051	3280	2773
Dan - Day of week	nedelja - Sunday	nedelja - Sunday	nedelja - Sunday	nedelja - Sunday	petak - Friday	srijeda - Wednesday	nedelja - Sunday	nedelja - Sunday
Datum - Date	3	11	12	9	14	2	17	26
Mjesec - Month	maj - May	oktobar - October	april - April	avgust - August	avgust - August	decembar - December	maj - May	april - April
Vrijednost - Value	542	488	475	465	460	454	439	423
% - percent	10.36	9.32	9.08	8.88	8.79	8.67	8.39	8.08



**BROJANJE VOZILA NA MREŽI PUTEVA U REPUBLICI SRPSKOJ – 2015. GODINA**  
**VEHICLE COUNTING ON THE ROAD NETWORK OF THE REPUBLIC OF SRPSKA – YEAR 2015**

**MJESEČNI BROJ VOZILA**  
**MONTHLY NUMBER OF VEHICLES**

Automatski brojač broj - Automatic counter number 000012  
 Lokalitet - Location / Stacionaža - Mileage [km+m] Lužani / 1+923,00  
 Broj puta - Road number / Dionica - Section M 14.1 / Polje - Brod

	Mjesec - Month											
	Januar- January	Februar- February	Mart- March	April- April	Maj- May	Jun- June	Jul- July	August- August	Septembar- September	Oktobar- October	Novembar- November	Decembar- December
1	2157	3201	3889	3725	4932	5133	4525	7659	4415	4463	5973	3767
2	3946	3371	3613	4311	4631	4582	4996	6757	4315	5120	5002	3978
3	5298	3180	3411	4729	7182	4103	5404	5809	4891	4436	3927	3985
4	4946	3225	3414	5018	5302	4526	5054	5584	5276	4674	3705	4480
5	4869	3754	3887	4587	4547	5091	4986	5714	4502	4126	4268	3600
6	4230	4166	4255	4010	4387	4801	4610	6218	4810	4181	4741	3131
7	2739	3602	3558	4490	4715	4934	4570	7205	4109	4453	3954	3650
8	3095	3454	3890	4615	5197	4478	4483	7677	4386	5336	3851	4081
9	3352	3472	3767	6055	4759	3676	4988	6683	4451	5172	3704	3511
10	3942	3326	3562	7368	4788	4753	6062	6078	4929	4781	3681	3858
11	3559	3428	3532	5040	4374	5587	5663	5567	5187	5060	3775	4237
12	3357	3830	4045	4451	4141	5092	5483	5639	4679	4104	4158	3373
13	3222	4454	4277	7644	3970	5024	4960	6481	4431	3936	4558	3197
14	2410	3712	3679	5382	4510	5524	4519	7980	4268	4151	3947	3363
15	2847	3661	3844	4712	5333	4609	4931	7684	4062	4662	4033	2857
16	3493	3614	3648	5128	4550	4100	5319	8300	4242	5253	3764	3205
17	3022	3555	3534	4719	4386	4176	6596	6037	4829	4480	3868	3792
18	2948	3087	3753	4723	4372	4544	6301	5283	5877	4480	4121	4585
19	3335	3457	4089	4227	3947	5277	6003	5400	5108	4097	4090	3775
20	3586	4161	4535	3865	4277	5202	5442	5744	4174	3854	4807	3421
21	3355	3560	3639	4244	5605	4526	5081	6233	5152	3933	3784	3731
22	3212	3483	3976	4121	5279	4808	4885	5937	4633	4603	3691	4344
23	3980	3389	3802	4762	4585	4252	5663	5668	4649	5547	3940	5895
24	3294	3355	3588	5763	5411	5409	6914	4968	4632	4903	3981	7140
25	3434	3461	3958	6011	4399	5230	7219	4617	5222	4768	4544	5024
26	3352	3914	4346	4373	4169	4770	6284	5316	4497	4848	5556	4144
27	3289	4451	4756	4365	4282	4812	5661	7179	4875	4348	4495	4228
28	3160	3873	4155	4404	4725	5811	5046	8071	4448	4205	3403	4805
29	3536		4013	5057	5744	4530	5134	6575	4169	4763	4742	5017
30	3879		3981	7035	5370	4332	6142	6474	4379	6056	4300	5547
31	3312		3701		5303		7536	4935		6127		4402
Ukupno- Total	108156	101196	120097	148934	149172	143692	170460	195472	139597	144920	126363	128123
Prosje- Average	3489	3614	3874	4964	4812	4790	5499	6306	4653	4675	4212	4133
Godšnji prosjek (PGDS) - Annual average (AADT)												4591

**BROJANJE VOZILA NA MREŽI PUTEVA U REPUBLICI SRPSKOJ – 2015. GODINA**  
**VEHICLE COUNTING ON THE ROAD NETWORK OF THE REPUBLIC OF SRPSKA – YEAR 2015**

**STRUKTURA SAOBRAĆAJNOG TOKA**  
**TRAFFIC FLOW COMPOSITION**

Automatski brojač broj - Automatic counter number 000012  
 Lokalitet - Location / Stacionaža - Mileage [km+m] Lužani / 1+923,00  
 Broj puta - Road number / Dionica - Section M 14.1 / Polje - Brod

Mjesec - Month	Smjer - Direction	Dužina vozila - Vehicle length								Ukupno - Total
		< 5,5 m	(%)	5,5 - 12 m	(%)	12 - 16,5 m	(%)	< 16,5 m	(%)	
Januar - January	I	52640	87.5	6258	10.4	1142	1.9	145	0.2	60186
	II	42833	89.3	4136	8.6	985	2.1	16	0.0	47970
	ukupno - total	95626	88.4	10247	9.5	2140	2.0	143	0.1	108156
Februar - February	I	44126	87.5	5246	10.4	957	1.9	121	0.2	50451
	II	45311	89.3	4376	8.6	1042	2.1	16	0.0	50745
	ukupno - total	89472	88.4	9587	9.5	2002	2.0	134	0.1	101196
Mart - March	I	52949	87.5	6295	10.4	1149	1.9	146	0.2	60539
	II	53180	89.3	5136	8.6	1223	2.1	19	0.0	59558
	ukupno - total	106184	88.4	11378	9.5	2376	2.0	159	0.1	120097
April - April	I	62367	87.5	7415	10.4	1353	1.9	172	0.2	71306
	II	69315	89.3	6694	8.6	1594	2.1	25	0.0	77628
	ukupno - total	131680	88.4	14110	9.5	2947	2.0	197	0.1	148934
Maj - May	I	66144	87.5	7864	10.4	1435	1.9	182	0.2	75625
	II	65671	89.3	6342	8.6	1510	2.1	24	0.0	73547
	ukupno - total	131890	88.4	14133	9.5	2952	2.0	197	0.1	149172
Juni - June	I	62856	87.5	7473	10.4	1364	1.9	173	0.2	71865
	II	64135	89.3	6194	8.6	1475	2.1	23	0.0	71827
	ukupno - total	127045	88.4	13614	9.5	2843	2.0	190	0.1	143692
Juli - July	I	68636	87.5	8160	10.4	1489	1.9	189	0.2	78474
	II	82136	89.3	7932	8.6	1889	2.1	30	0.0	91986
	ukupno - total	150712	88.4	16150	9.5	3373	2.0	225	0.1	170460
Avgust - August	I	91619	87.5	10892	10.4	1988	1.9	252	0.2	104751
	II	81006	89.3	7823	8.6	1863	2.1	29	0.0	90721
	ukupno - total	172827	88.4	18519	9.5	3868	2.0	259	0.1	195472
Septembar - September	I	62305	87.5	7407	10.4	1352	1.9	171	0.2	71235
	II	61041	89.3	5895	8.6	1404	2.1	22	0.0	68362
	ukupno - total	123425	88.4	13226	9.5	2762	2.0	185	0.1	139597
Oktobar - October	I	61832	87.5	7351	10.4	1341	1.9	170	0.2	70694
	II	66277	89.3	6400	8.6	1524	2.1	24	0.0	74226
	ukupno - total	128131	88.4	13730	9.5	2867	2.0	192	0.1	144920
Novembar - November	I	56366	87.5	6701	10.4	1223	1.9	155	0.2	64446
	II	55287	89.3	5339	8.6	1271	2.1	20	0.0	61917
	ukupno - total	111724	88.4	11972	9.5	2500	2.0	167	0.1	126363
Decembar - December	I	50739	87.5	6032	10.4	1101	1.9	140	0.2	58012
	II	62603	89.3	6046	8.6	1440	2.1	23	0.0	70111
	ukupno - total	113280	88.4	12138	9.5	2535	2.0	169	0.1	128123
Ukupno (godišnje) - Total (annual)	I	732580	87.5	87095	10.4	15893	1.9	2016	0.2	837584
	II	748795	89.3	72312	8.6	17219	2.1	272	0.0	838598
	ukupno - total	1481996	88.4	158803	9.5	33166	2.0	2217	0.1	1676182
Prosjek (PGDS) - Average (AADT)	I	2007	85.9	239	11.1	44	2.7	6	0.3	2295
	II	2051	86.6	198	10.4	47	3.0	1	0.0	2298
	ukupno - total	4060	88.4	435	9.5	91	2.0	6	0.1	4591

**BRONANJE VOZILA NA MREŽI PUTEVA U REPUBLICI SRPSKOJ – 2015. GODINA**  
**VEHICLE COUNTING ON THE ROAD NETWORK OF THE REPUBLIC OF SRPSKA – YEAR 2015**

**SAOBRAĆAJNI POKAZATELJI**

Automatski brojač broj  
 Lokalizet / Stacionaža [km+m]  
 Broj puta / Dionica

000012  
 Lužani / 1+923,00  
 M 14.1 / Polje - Brod

Mjesec	Smjer	minimalni čas		maksimalni čas		voz/h		voz/dan		maksimalni dan		dnevni prosjek (05-21 h)	noćni prosjek (21-05 h)	prosjek radnim danom	prosjek vikendom	ljetni prosjek
		datum/dan	čas	voz/h	čas	voz/dan	datum/dan	voz/dan								
Januar	I	15/četvrtak	3	1	13	371	1222	14/srijeda	3495	3/subota	3495	1772	170	913	1029	
	II	12/ponedjeljak	3	1	18	182	923	1/četvrtak	2254	23/petak	2254	1355	192	880	668	
	I+II	27/utorak	2	8	522	14	2157	1/četvrtak	5298	3/subota	5298	3127	362	1792	1696	
Februar	I	4/srijeda	2	2	16	306	1495	18/srijeda	2248	22/nedjelja	2248	1647	155	1251	551	
	II	10/utorak	3	1	17	222	22/nedjelja	1235	13/petak	2600	13/petak	1587	225	1344	468	
	I+II	28/subota	3	4	16	427	3087	18/srijeda	4454	13/petak	4454	3234	380	2595	1020	
Mart	I	28/subota	2	0	16	302	1622	7/subota	2521	22/nedjelja	2521	1788	166	1337	616	
	II	28/subota	2	0	17	222	1/nedjelja	1396	1/nedjelja	2718	27/petak	1687	234	1420	501	
	I+II	3/petak	2	3	16	399	3411	3/utorak	4756	27/petak	4756	3474	400	2757	1118	
April	I	13/ponedjeljak	2	3	13	458	1756	1/srijeda	5473	13/ponedjeljak	5473	2150	227	1497	880	
	II	10/petak	1	2	20	366	1564	19/nedjelja	5145	10/petak	5145	2200	388	1686	902	
	I+II	22/srijeda	3	11	13	620	3725	1/srijeda	7644	13/ponedjeljak	7644	4350	615	3183	1781	
Maj	I	14/četvrtak	3	3	15	449	1733	1/petak	5235	3/nedjelja	5235	2175	265	1458	982	
	II	11/ponedjeljak	3	3	10	263	1781	17/nedjelja	3512	29/petak	3512	2011	361	1551	821	
	I+II	3/srijeda	3	12	15	628	3947	19/utorak	7182	3/nedjelja	7182	4186	626	3009	1803	
Juni	I	3/srijeda	3	4	16	398	1842	9/utorak	3767	28/nedjelja	3767	2135	260	1666	729	2395
	II	3/srijeda	2	4	17	279	1832	14/nedjelja	3349	11/četvrtak	3349	2039	356	1770	625	2395
	I+II	3/srijeda	2	9	17	537	3676	9/utorak	5811	28/nedjelja	5811	4174	616	3435	1354	4790
Juli	I	1/srijeda	3	6	18	325	1953	4/subota	3547	26/nedjelja	3547	2208	323	1830	700	2531
	II	8/srijeda	3	12	17	318	2296	14/utorak	4407	31/petak	4407	2462	506	2152	816	2968
	I+II	8/srijeda	2	23	18	486	4483	8/srijeda	7536	31/petak	7536	4670	829	3983	1516	5499
Avgust	I	26/srijeda	2	9	18	473	2426	25/utorak	5649	16/nedjelja	5649	2882	497	2101	1279	3379
	II	24/ponedjeljak	2	8	19	477	1869	23/nedjelja	4542	14/petak	4542	2457	469	1966	960	2926
	I+II	26/srijeda	2	17	19	659	4617	25/utorak	8300	16/nedjelja	8300	5339	967	4066	2239	6306
Septembar	I	20/nedjelja	4	1	17	330	1921	19/subota	3047	6/nedjelja	3047	2125	250	1711	663	2375
	II	8/utorak	4	5	18	342	1670	20/nedjelja	3707	18/petak	3707	1959	320	1706	573	2279
	I+II	22/utorak	2	13	17	478	4062	15/utorak	5877	18/petak	5877	4084	570	3417	1236	4653
Oktobar	I	26/ponedjeljak	2	4	17	329	1965	20/utorak	3253	11/nedjelja	3253	2059	221	1547	733	
	II	12/ponedjeljak	3	3	10	325	1674	18/nedjelja	3819	30/petak	3819	2056	339	1718	677	
	I+II	26/ponedjeljak	4	10	12	488	3854	20/utorak	6127	31/subota	6127	4115	560	3265	1410	
Novembar	I	10/utorak	3	2	16	421	1596	28/subota	3784	1/nedjelja	3784	1966	183	1443	706	
	II	29/nedjelja	19	1	18	298	1378	29/nedjelja	3543	26/četvrtak	3543	1815	249	1524	540	
	I+II	10/utorak	3	9	16	556	3403	28/subota	5973	1/nedjelja	5973	432	2966	1246		
Decembar	I	14/ponedjeljak	3	4	13	281	1260	19/subota	2572	30/srijeda	2572	1689	182	1428	442	
	II	7/ponedjeljak	2	5	15	387	1304	24/četvrtak	5316	6/nedjelja	5316	1958	304	1773	489	
	I+II	14/ponedjeljak	3	11	13	514	2857	15/utorak	7140	24/četvrtak	7140	3647	486	3202	931	
Godina	I	28.3/subota	2	0	18	473	1222	14.1/srijeda	5649	16.8/nedjelja	5649	2052	242	2197	2513	2675
	II	28.3/subota	2	0	19	477	923	1.1/četvrtak	5316	24.12/četvrtak	5316	1968	329	2355	2170	2647
	I+II	28.3/subota	2	0	19	659	2157	1.1/četvrtak	8300	16.8/nedjelja	8300	4021	572	4552	4683	5321

**BROJANJE VOZILA NA MREŽI PUTEVA U REPUBLICI SRPSKOJ – 2015. GODINA**  
**VEHICLE COUNTING ON THE ROAD NETWORK OF THE REPUBLIC OF SRPSKA – YEAR 2015**

**TRAFFIC PARAMETERS**

Automatic counter number  
 000012

Location / Mileage [km+m]  
 Lužani / 1+923,00

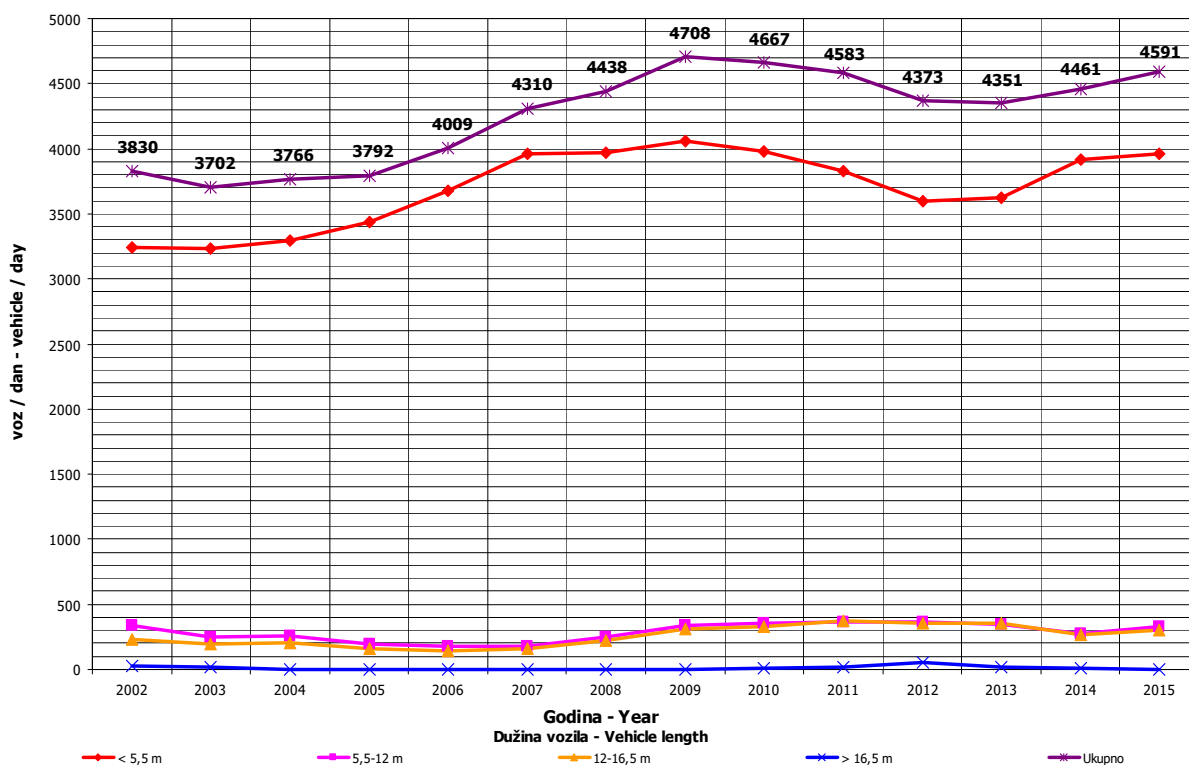
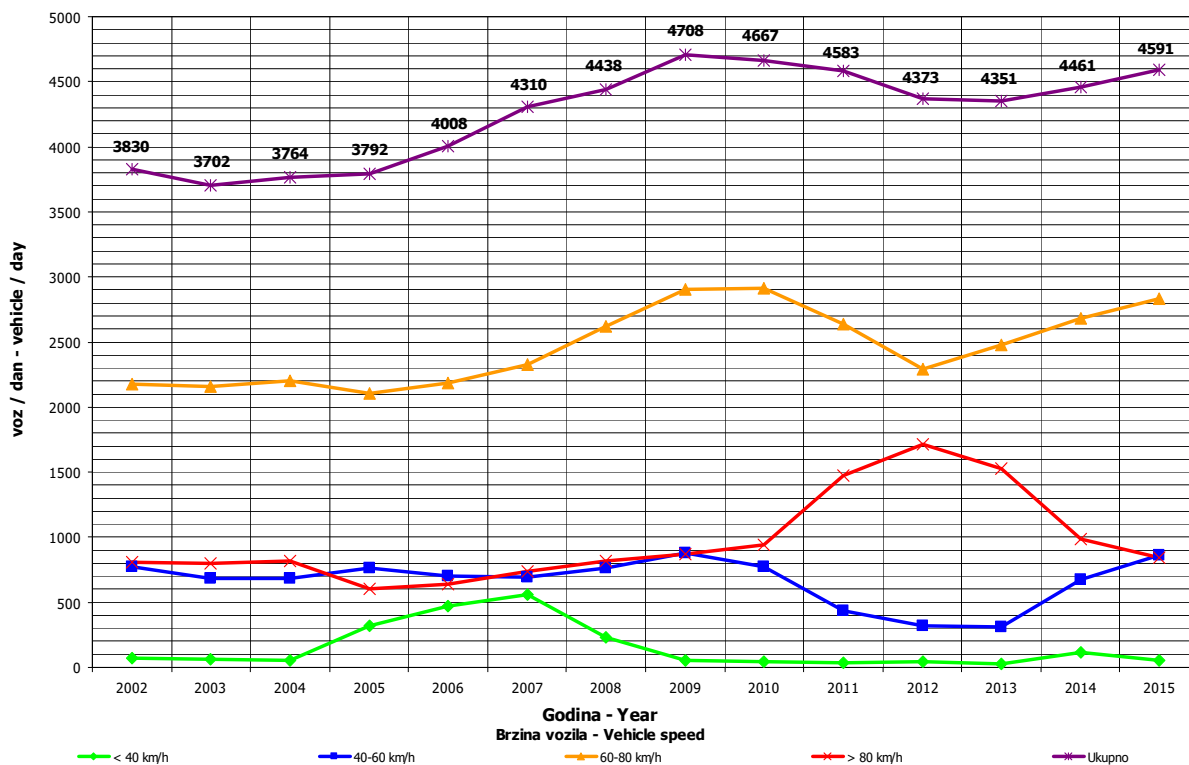
Road number / Section  
 M 14.1 / Polje - Brod

Month	Direction	minimum hour		maximum hour		veh/h	veh/h	minimum day		maximum day		day time average (5-21 h)	night average (21-05 h)	working day average	weekend average	summer average
		date/day	hour	date/day	hour			date/day	veh/day	date/day	veh/day					
January	I	15/Thursday	3	1	4/Sunday	13	371	14/Wednesday	1222	3/Saturday	3495	1772	170	913	1029	
	II	12/Monday	3	1	23/Friday	18	182	1/Thursday	923	23/Friday	2254	1355	192	880	668	
	I+II	27/Tuesday	2	8	4/Sunday	14	522	1/Thursday	2157	3/Saturday	5298	3127	362	1792	1696	
February	I	4/Wednesday	2	2	15/Sunday	16	306	18/Wednesday	1495	22/Sunday	2248	1647	155	1251	551	
	II	10/Tuesday	3	1	27/Friday	17	222	22/Sunday	1235	13/Friday	2600	1587	225	1344	468	
	I+II	10/Tuesday	3	4	15/Sunday	16	427	18/Wednesday	3087	13/Friday	4454	3234	380	2595	1020	
March	I	28/Saturday	2	0	22/Sunday	16	302	7/Saturday	1622	22/Sunday	2521	1788	166	1337	616	
	II	28/Saturday	2	0	20/Friday	17	222	1/Sunday	1396	27/Friday	2718	1687	234	1420	501	
	I+II	3/Friday	2	3	8/Sunday	16	399	31/Thursday	3411	27/Friday	4756	3474	400	2757	1118	
April	I	3/Friday	2	3	13/Monday	13	458	1/Wednesday	1756	13/Monday	5473	2150	227	1497	880	
	II	1/Wednesday	1	2	10/Friday	20	366	19/Sunday	1564	10/Friday	5145	2200	388	1686	902	
	I+II	22/Wednesday	3	11	13/Monday	13	620	1/Wednesday	3725	13/Monday	7644	4350	615	3183	1781	
May	I	14/Thursday	3	3	3/Sunday	15	449	1/Friday	1733	3/Sunday	5235	2175	265	1458	982	
	II	11/Monday	3	3	1/Friday	10	263	17/Sunday	1781	29/Friday	3512	2011	361	1551	821	
	I+II	11/Monday	3	12	3/Sunday	15	628	19/Tuesday	3947	3/Sunday	7182	4186	626	3009	1803	
June	I	3/Wednesday	3	4	28/Sunday	16	398	9/Tuesday	1842	28/Sunday	3767	2135	260	1666	729	2395
	II	3/Wednesday	2	4	24/Wednesday	17	279	14/Sunday	1832	11/Thursday	3349	2039	356	1770	625	2395
	I+II	3/Wednesday	2	9	28/Sunday	17	537	9/Tuesday	3676	28/Sunday	5811	4174	616	3435	1354	4790
July	I	1/Wednesday	3	6	26/Sunday	18	325	4/Saturday	1953	26/Sunday	3547	2208	323	1830	700	2531
	II	8/Wednesday	3	12	25/Saturday	17	318	14/Tuesday	2296	31/Friday	4407	2462	506	2152	816	2968
	I+II	8/Wednesday	2	23	19/Sunday	18	486	8/Wednesday	4483	31/Friday	7536	4670	829	3983	1516	5499
August	I	26/Wednesday	2	9	16/Sunday	18	473	25/Tuesday	2426	16/Sunday	5649	2882	497	2101	1279	3379
	II	24/Monday	2	8	28/Friday	19	477	23/Sunday	1869	14/Friday	4542	2457	469	1966	960	2926
	I+II	26/Wednesday	2	17	28/Friday	19	659	25/Tuesday	4617	16/Sunday	8300	5339	967	4066	2239	6306
September	I	20/Sunday	4	1	6/Sunday	17	330	19/Saturday	1921	6/Sunday	3047	2125	250	1711	663	2375
	II	8/Tuesday	4	5	18/Friday	18	342	20/Sunday	1670	18/Friday	3707	1959	320	1706	573	2279
	I+II	22/Tuesday	2	13	27/Sunday	17	478	15/Tuesday	4062	18/Friday	5877	4084	570	3417	1236	4653
October	I	26/Monday	2	4	11/Sunday	17	329	20/Tuesday	1965	11/Sunday	3253	2059	221	1547	733	
	II	12/Monday	3	3	31/Saturday	10	325	18/Sunday	1674	30/Friday	3819	2056	339	1718	677	
	I+II	26/Monday	4	10	31/Saturday	12	488	20/Tuesday	3854	31/Saturday	6127	4115	560	3265	1410	
November	I	10/Tuesday	3	2	29/Sunday	16	421	28/Saturday	1596	1/Sunday	3784	1966	183	1443	706	
	II	29/Sunday	19	1	26/Thursday	18	298	29/Sunday	1378	26/Thursday	3543	1815	249	1524	540	
	I+II	10/Tuesday	3	9	1/Sunday	16	556	28/Saturday	3403	1/Sunday	5973	432	2966	1246		
December	I	14/Monday	3	4	28/Monday	13	281	19/Saturday	1260	30/Wednesday	2572	1689	182	1428	442	
	II	7/Monday	2	5	24/Thursday	15	387	6/Sunday	1304	24/Thursday	5316	1958	304	1773	489	
	I+II	14/Monday	3	11	24/Thursday	13	514	15/Tuesday	2857	24/Thursday	7140	3647	486	3202	931	
Year	I	28.3./Saturday	2	0	16.8./Sunday	18	473	14./Wednesday	1222	16.8./Sunday	5649	2052	242	2197	2513	2675
	II	28.3./Saturday	2	0	28.8./Friday	19	477	1.1./Thursday	923	24.12./Thursday	5316	1968	329	2355	2170	2647
	I+II	28.3./Saturday	2	0	28.8./Friday	19	659	1.1./Thursday	2157	16.8./Sunday	8300	4021	572	4552	4683	5321

## GODIŠNJA NERAVNOMJERNOST SAOBRAĆAJNOG TOKA TRAFFIC FLOW ANNUAL VARIATION

Automatski brojač broj - Automatic counter number  
 Lokalizet - Location / Stacionaža - Mileage [km+m]  
 Broj puta - Road number / Dionica - Section

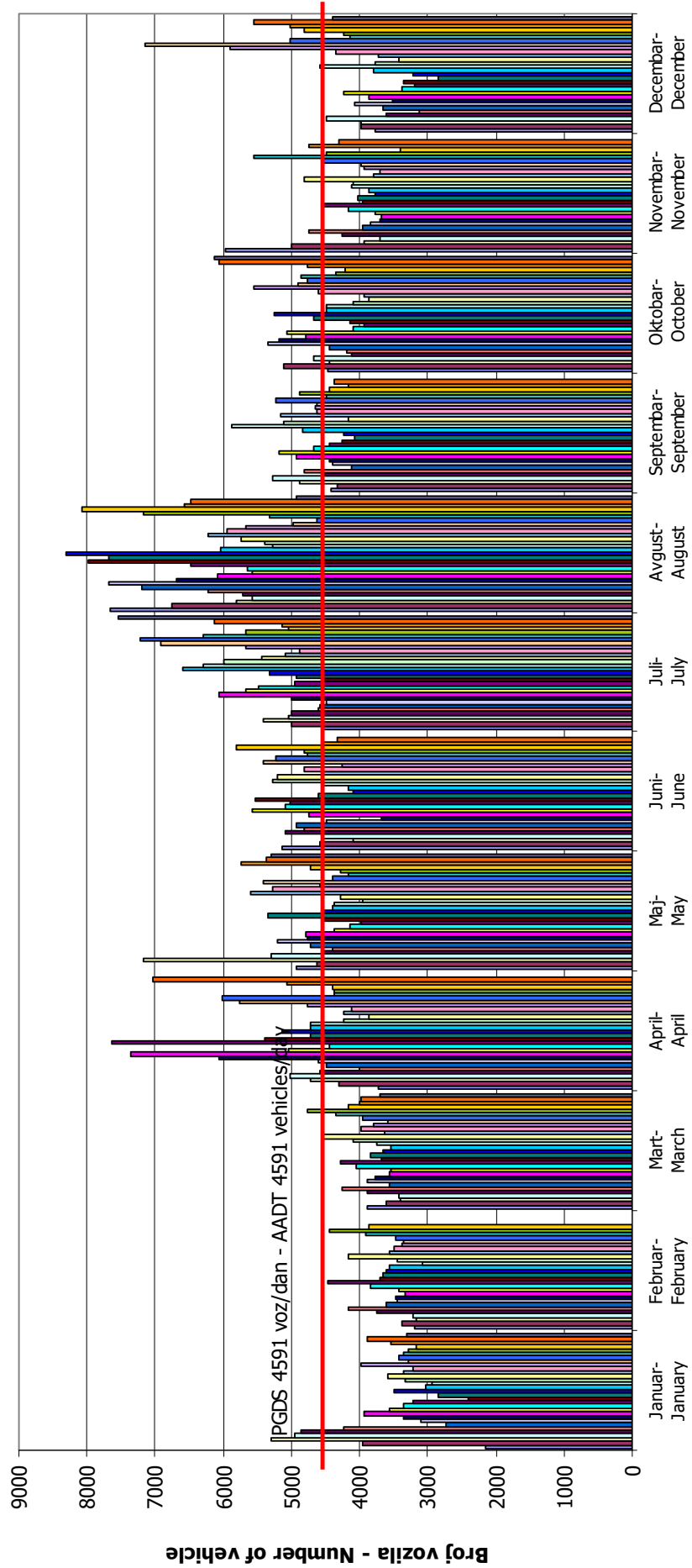
000012  
 Lužani / 1+923,00  
 M 14.1 / Polje - Brod



**DNEVNA NERAVNOMJERNOST SAOBRAĆAJNOG TOKA**  
**TRAFFIC FLOW DAILY VARIATION**

Automatski brojač broj - Automatic counter number  
 Lokalizet - Location / Stacionaža - Mileage [km+tm]  
 Broj puta - Road number/ Dionica - Section

000012  
 Lužani / 1+923,00  
 M 14.1 / Polje - Brod

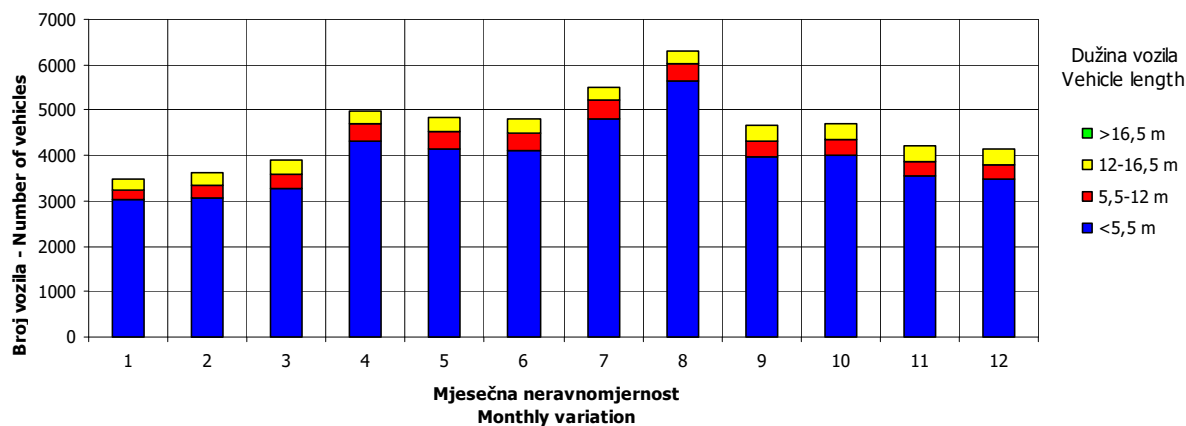
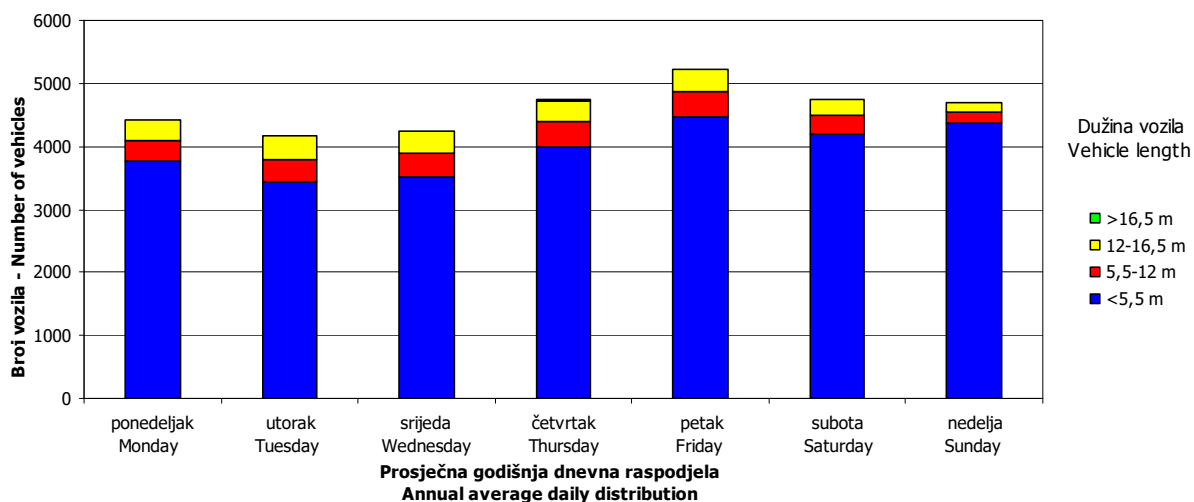
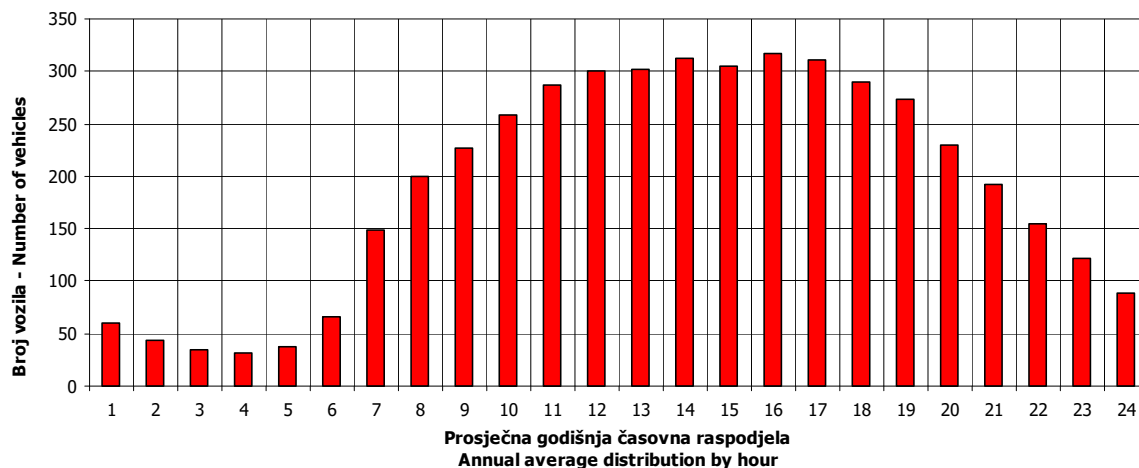


## VREMENSKA RASPODJELA SAOBRAĆAJNOG TOKA TRAFFIC FLOW TIME DISTRIBUTION

Automatski brojač broj - Automatic counter number  
 Lokalizet - Location / Stacionaža - Mileage [km+m]  
 Broj puta - Road number / Dionica - Section

000012  
 Lužani / 1+923,00  
 M 14.1 / Polje - Brod

**PGDS 4591 voz/dan    AADT 4591 veh/day**

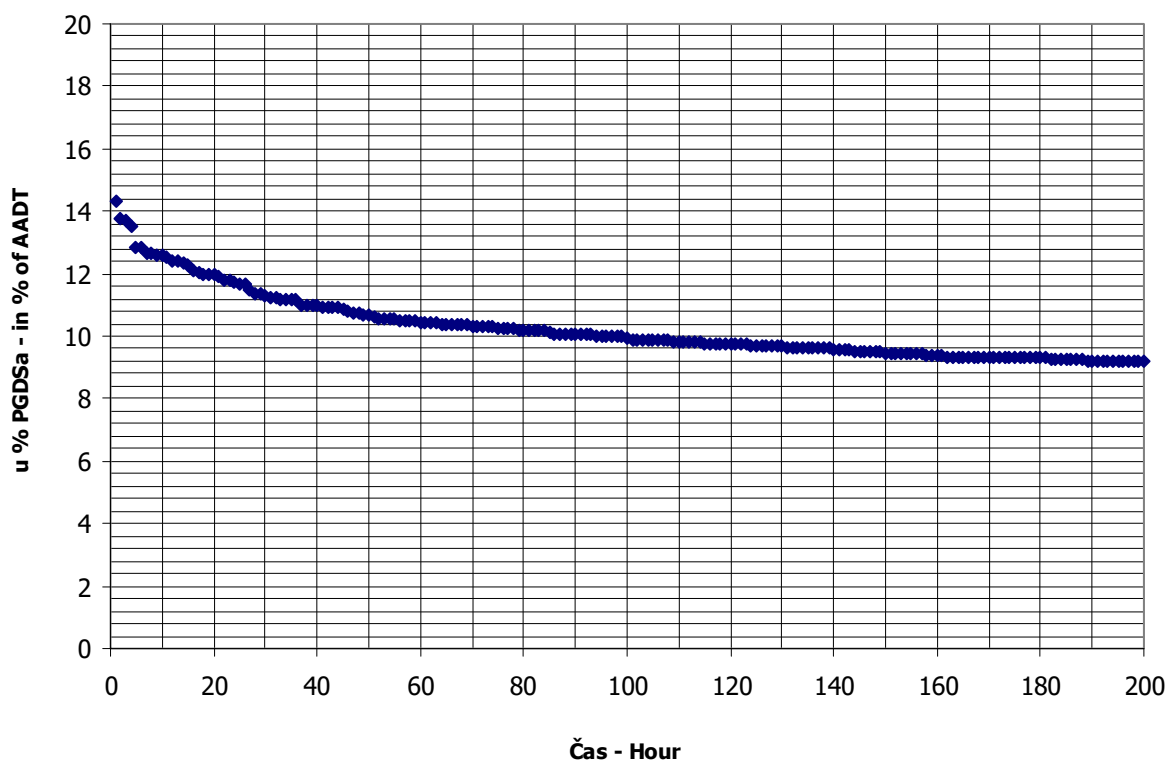




## SATNA DISTRIBUCIJA SAOBRAĆAJNOG TOKA TRAFFIC FLOW HOURLY DISTRIBUTION

Automatski brojač broj - Automatic counter number                   000012  
 Lokalitet - Location / Stacionaža - Mileage [km+m]                   Lužani / 1+923,00  
 Broj puta - Road number / Dionica - Section                            M 14.1 / Polje - Brod

<b>PGDS - AADT</b>	<b>4591 voz/dan - veh/day</b>							
Čas - Hour	Maksimalni vršni sat - Maximum peak hour	10	20	30	40	50	100	200
Sat u danu - Hour of day	19	19	11	18	17	12	12	16
Sat u godini - Hour in year	5755	5467	5435	5802	5297	7284	108	7336
Dan - Day of week	petak - Friday	nedelja - Sunday	subota - Saturday	nedelja - Sunday	nedelja - Sunday	subota - Saturday	ponedeljak - Monday	ponedeljak - Monday
Datum - Date	28	16	15	30	9	31	5	2
Mjesec - Month	avgust - August	avgust - August	avgust - August	avgust - August	avgust - August	oktobar - October	januar - January	novembar - November
Vrijednost - Value	659	575	547	516	503	488	454	421
% - percent	14.35	12.52	11.91	11.24	10.96	10.63	9.89	9.17



**BROJANJE VOZILA NA MREŽI PUTEVA U REPUBLICI SRPSKOJ – 2015. GODINA**  
**VEHICLE COUNTING ON THE ROAD NETWORK OF THE REPUBLIC OF SRPSKA – YEAR 2015**

**MJESEČNI BROJ VOZILA**  
**MONTHLY NUMBER OF VEHICLES**

Automatski brojač broj - Automatic counter number  
 Lokalizet - Location / Stacionaža - Mileage [km+m]  
 Broj puta - Road number / Dionica - Section

000013  
 Ritešić / 9+137,00  
 M 17.2 / Vrhovi - Šešljije

	Mjesec - Month											
	Januar- January	Februar- February	Mart- March	April- April	Maj- May	Jun- June	Jul- July	August- August	Septembar- September	Oktober- October	Novembar- November	Decembar- December
1	2094	2897	3616	4231	4471	5067	4731	7690	4599	4509	4759	3772
2	3715	3270	3581	4560	4377	4697	4900	7000	4458	5278	4698	3816
3	4899	3399	3894	5061	6717	4348	5630	6261	4850	4088	4093	3778
4	4687	3550	3815	4869	4944	4822	5297	6026	5345	4155	3991	4285
5	3675	3736	4009	4154	4661	5358	4898	5932	4380	4180	4014	3205
6	3941	3808	4539	4381	4275	4625	4986	6420	4249	4099	4613	2855
7	2532	3357	3394	4912	5141	4496	4789	7516	4309	4488	3585	3600
8	3349	3269	3504	5104	5203	4615	4669	7438	4598	4776	3466	3894
9	3602	3617	3884	6281	4489	4470	5064	6834	4476	5170	3732	3611
10	3841	3458	3806	7716	4242	4359	6107	6262	4830	4351	3727	3960
11	3575	3513	3881	4975	4272	4637	5545	6002	5227	4566	3726	4334
12	3500	4023	4182	4042	4471	5288	5310	6021	4230	4120	4082	3165
13	3625	4459	4624	7099	4280	4338	5086	6863	3907	4001	4501	2949
14	3123	3727	3652	5651	4627	4122	4999	8240	4222	4178	3583	3391
15	3446	3429	3705	5119	5394	4452	5305	7730	4208	4544	3483	3526
16	3856	3525	3850	5387	4568	4559	5702	7643	4521	5208	3638	3492
17	3112	3679	3989	4869	4093	4244	6981	6422	4793	4181	3882	3895
18	3066	3746	4063	4458	4382	4691	6539	5602	6029	4018	4131	4560
19	3461	4049	4286	3662	4295	5361	6092	5767	4960	4070	3916	4061
20	3591	4417	4728	4080	4522	4686	5752	5923	3701	4132	4541	3219
21	3647	3870	3592	4588	5662	4526	5566	6715	4860	4200	3377	3629
22	3639	3303	3784	4527	5520	4375	5480	5889	4757	4485	3303	4130
23	3788	3645	6602	4746	4379	4774	6170	5530	4657	5441	3782	5522
24	2928	3738	5481	5921	4860	5068	7262	5434	4583	4381	3895	6490
25	2760	3941	4617	5465	4392	4819	7219	5230	5230	4014	4335	4621
26	3245	4029	4755	4195	4478	5605	6413	5210	4376	4618	5189	3869
27	3449	4746	5197	4685	4414	4918	6079	6382	4255	4331	3830	3848
28	3427	3662	4878	4681	4863	5013	5587	6946	4178	4240	3027	4403
29	3626		4188	5529	5732	4763	5797	5470	4198	4651	4517	4777
30	3696		4166	6835	5009	4770	6562	5362	4569	5814	4191	5125
31	3255		4405		4733		7946	4887		5292		3647
Ukupno- Total	108150	103862	130667	151783	147466	141866	178463	196647	137555	139579	119607	123429
Prosje- Average	3489	3709	4215	5059	4757	4729	5757	6343	4585	4503	3987	3982
Godšnji prosjek (PGDS) - Annual average (AADT)												4600

**BROJANJE VOZILA NA MREŽI PUTEVA U REPUBLICI SRPSKOJ – 2015. GODINA**  
**VEHICLE COUNTING ON THE ROAD NETWORK OF THE REPUBLIC OF SRPSKA – YEAR 2015**

**STRUKTURA SAOBRAĆAJNOG TOKA**  
**TRAFFIC FLOW COMPOSITION**

Automatski brojač broj - Automatic counter number  
 Lokalizet - Location / Stacionaža - Mileage [km+m]  
 Broj puta - Road number / Dionica - Section

000013  
 Ritešić / 9+137,00  
 M 17.2 / Vrhovi - Šešlije

Mjesec - Month	Smjer - Direction	Dužina vozila - Vehicle length								Ukupno - Total
		< 5,5 m	(%)	5,5 - 12 m	(%)	12 - 16,5 m	(%)	< 16,5 m	(%)	
Januar - January	I	42308	87.5	5030	10.4	918	1.9	116	0.2	48372
	II	53377	89.3	5155	8.6	1227	2.1	19	0.0	59778
	ukupno - total	95621	88.4	10246	9.5	2140	2.0	143	0.1	108150
Februar - February	I	45645	87.5	5427	10.4	990	1.9	126	0.2	52188
	II	46140	89.3	4456	8.6	1061	2.1	17	0.0	51674
	ukupno - total	91830	88.4	9840	9.5	2055	2.0	137	0.1	103862
Mart - March	I	54405	87.5	6468	10.4	1180	1.9	150	0.2	62203
	II	61133	89.3	5904	8.6	1406	2.1	22	0.0	68464
	ukupno - total	115529	88.4	12380	9.5	2585	2.0	173	0.1	130667
April - April	I	68726	87.5	8171	10.4	1491	1.9	189	0.2	78577
	II	65366	89.3	6312	8.6	1503	2.1	24	0.0	73206
	ukupno - total	134199	88.4	14380	9.5	3003	2.0	201	0.1	151783
Maj - May	I	63774	87.5	7582	10.4	1384	1.9	176	0.2	72915
	II	66568	89.3	6429	8.6	1531	2.1	24	0.0	74551
	ukupno - total	130382	88.4	13971	9.5	2918	2.0	195	0.1	147466
Juni - June	I	62890	87.5	7477	10.4	1364	1.9	173	0.2	71904
	II	62470	89.3	6033	8.6	1437	2.1	23	0.0	69962
	ukupno - total	125431	88.4	13441	9.5	2807	2.0	188	0.1	141866
Juli - July	I	83025	87.5	9871	10.4	1801	1.9	228	0.2	94925
	II	74592	89.3	7203	8.6	1715	2.1	27	0.0	83538
	ukupno - total	157788	88.4	16908	9.5	3531	2.0	236	0.1	178463
Avgust - August	I	80810	87.5	9607	10.4	1753	1.9	222	0.2	92393
	II	93090	89.3	8990	8.6	2141	2.1	34	0.0	104254
	ukupno - total	173865	88.4	18631	9.5	3891	2.0	260	0.1	196647
Septembar - September	I	59390	87.5	7061	10.4	1288	1.9	163	0.2	67903
	II	62193	89.3	6006	8.6	1430	2.1	23	0.0	69652
	ukupno - total	121619	88.4	13032	9.5	2722	2.0	182	0.1	137555
Oktobar - October	I	62543	87.5	7436	10.4	1357	1.9	172	0.2	71508
	II	60782	89.3	5870	8.6	1398	2.1	22	0.0	68071
	ukupno - total	123409	88.4	13224	9.5	2762	2.0	185	0.1	139579
Novembar - November	I	51646	87.5	6140	10.4	1120	1.9	142	0.2	59049
	II	54073	89.3	5222	8.6	1243	2.1	20	0.0	60558
	ukupno - total	105751	88.4	11332	9.5	2367	2.0	158	0.1	119607
Decembar - December	I	58727	87.5	6982	10.4	1274	1.9	162	0.2	67144
	II	50257	89.3	4853	8.6	1156	2.1	18	0.0	56285
	ukupno - total	109130	88.4	11694	9.5	2442	2.0	163	0.1	123429
Ukupno (godišnje) - Total (annual)	I	733888	87.5	87251	10.4	15922	1.9	2020	0.2	839080
	II	750042	89.3	72432	8.6	17248	2.1	272	0.0	839994
	ukupno - total	1484553	88.4	159077	9.5	33223	2.0	2221	0.1	1679074
Prosjek (PGDS) - Average (AADT)	I	2011	85.9	239	11.1	44	2.7	6	0.3	2299
	II	2055	86.6	198	10.4	47	3.0	1	0.0	2301
	ukupno - total	4067	88.4	436	9.5	91	2.0	6	0.1	4600

**BRONANJE VOZILA NA MREŽI PUTEVA U REPUBLICI SRPSKOJ – 2015. GODINA**  
**VEHICLE COUNTING ON THE ROAD NETWORK OF THE REPUBLIC OF SRPSKA – YEAR 2015**

**SAOBRAĆAJNI POKAZATELJI**

000013  
 Ritešić / 9+137,00  
 M 17.2 / Vrhovi - Šešilje

Automatski brojač broj  
 Lokalizet / Stacionaža [km+m]  
 Broj puta / Dionica

Mjesec	Smjer	minimalni čas			maksimalni čas			voz/h	voz/dan	datum/dan	voz/dan	maksimalni dan	voz/dan	dnevni prosjek (05-21 h)	noćni prosjek (21-05 h)	prosjek radnim danom	prosjek vikendom	ljetni prosjek
		datum/dan	čas	voz/h	datum/dan	čas	voz/h											
Januar	I	29/četvrtak	3	4	16	174	860	23/petak	2083	1369	899	660						
	II	2/petak	2	4	13	355	1234	1/četvrtak	3256	160	940	989						
	I+II	2/petak	2	13	13	503	2094	3/subota	4899	3139	1839	1649						
Februar	I	10/utorak	2	7	17	201	1166	27/petak	2696	1621	1401	462						
	II	2/ponedjeljak	1	7	15	209	1566	7/subota	2050	1672	1326	520						
	I+II	2/ponedjeljak	1	15	16	363	2897	27/petak	4746	3293	2727	983						
Mart	I	28/subota	2	0	17	226	1316	1/nedjelja	2706	1760	1513	493						
	II	28/subota	2	0	17	419	1556	7/subota	4600	2021	1595	613						
	I+II	28/subota	2	0	17	559	3394	23/ponedjeljak	6602	3781	3108	1107						
April	I	1/srijeda	1	6	20	350	1371	19/nedjelja	5118	2213	1788	861						
	II	27/ponedjeljak	2	7	15	404	1878	4/subota	4930	2197	1613	827						
	I+II	27/ponedjeljak	1	19	16	556	3662	10/petak	7716	4410	3372	1688						
Maj	I	2/subota	1	7	18	245	1706	17/nedjelja	3383	1987	1579	773						
	II	13/srijeda	2	15	15	402	1716	1/petak	4696	2132	1503	902						
	I+II	13/srijeda	2	15	15	571	4093	3/nedjelja	6717	4120	3082	1675						
Juni	I	3/srijeda	3	7	19	249	1705	26/petak	3235	2020	1789	608						
	II	11/četvrtak	2	9	18	255	1942	1/ponedjeljak	2931	2057	1716	617						
	I+II	3/srijeda	3	17	16	437	4122	26/petak	5605	4077	3505	1224						
Juli	I	7/utorak	3	15	19	291	2355	5/nedjelja	4456	2531	2241	822						
	II	6/ponedjeljak	2	8	18	302	2172	4/subota	3490	2342	1990	704						
	I+II	6/ponedjeljak	2	29	11	502	4669	31/petak	7946	4873	4231	1526						
Avgust	I	31/ponedjeljak	3	11	16	317	2014	8/srijeda	4537	2475	2022	957						
	II	16/nedjelja	2	15	18	372	2648	14/petak	5011	2943	2173	1191						
	I+II	31/ponedjeljak	3	34	16	553	4887	16/nedjelja	8240	5418	4196	2148						
Septembar	I	20/nedjelja	4	8	18	311	1542	18/petak	3701	1946	1725	538						
	II	9/srijeda	1	6	16	278	1901	21/ponedjeljak	2845	2080	1725	598						
	I+II	20/nedjelja	4	15	18	475	3701	18/petak	6029	4026	3450	1135						
Oktobar	I	26/ponedjeljak	2	6	18	259	1577	30/petak	3590	1965	1695	612						
	II	12/ponedjeljak	1	7	16	300	1859	11/nedjelja	2822	1970	1548	648						
	I+II	12/ponedjeljak	2	15	16	425	4001	30/petak	5814	3935	3243	1260						
Novembar	I	8/nedjelja	3	5	18	259	1370	8/četvrtak	3315	1712	1479	489						
	II	27/petak	2	15	16	371	1394	28/subota	3101	1840	1404	615						
	I+II	9/ponedjeljak	2	15	15	503	3027	29/nedjelja	5189	3553	2884	1103						
Decembar	I	14/ponedjeljak	1	5	15	344	1245	6/četvrtak	4784	1858	1709	457						
	II	3/četvrtak	1	5	11	207	1319	20/nedjelja	2393	1644	1396	419						
	I+II	6/nedjelja	3	16	13	473	2855	24/četvrtak	6490	3502	3105	876						
Godina	I	28.3./subota	2	0	10.4./petak	20	350	10.4./petak	5118	1957	2394	2087						
	II	28.3./subota	2	0	17	419	1234	16.8./nedjelja	5011	2059	2287	2334						
	I+II	28.3./subota	2	0	15	571	2094	14.8./petak	8240	4016	4681	4421						

**BROJANJE VOZILA NA MREŽI PUTEVA U REPUBLICI SRPSKOJ – 2015. GODINA**  
**VEHICLE COUNTING ON THE ROAD NETWORK OF THE REPUBLIC OF SRPSKA – YEAR 2015**

**TRAFFIC PARAMETERS**

000013

Ritešić / 9+137,00

M 17.2 / Vrhovi - Šešilje

Automatic counter number

Location / Mileage [km+m]

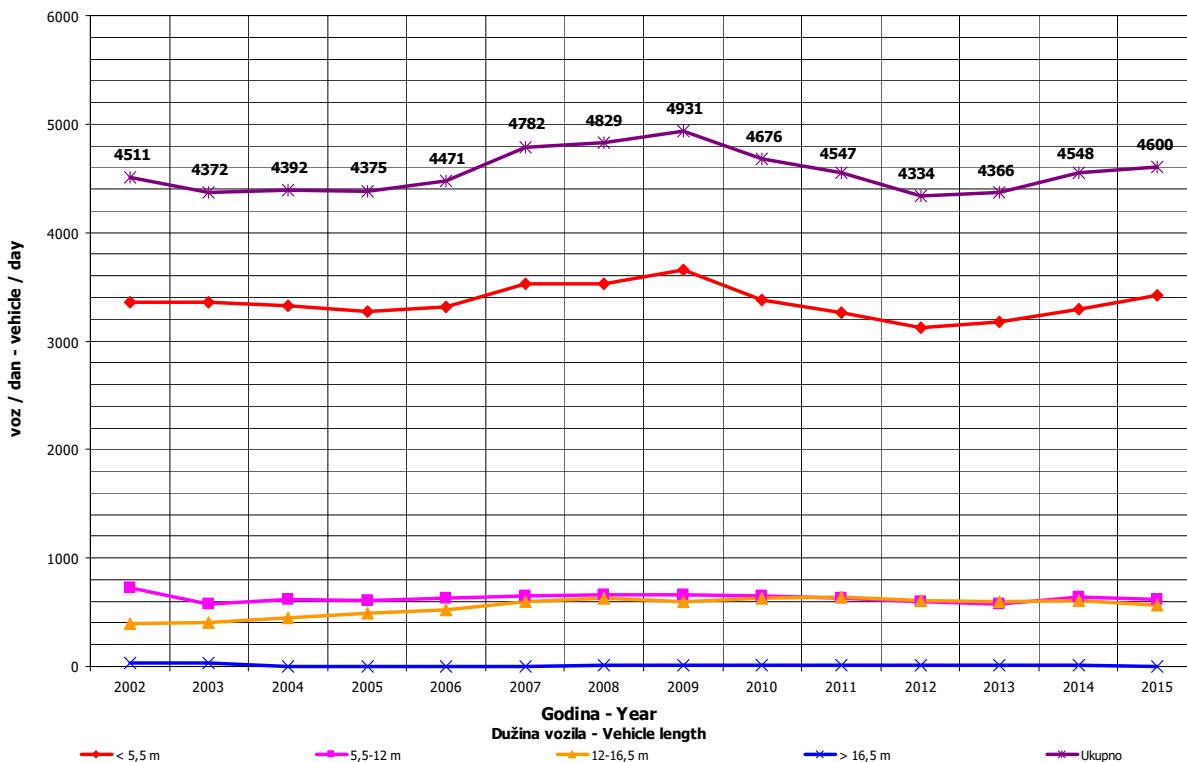
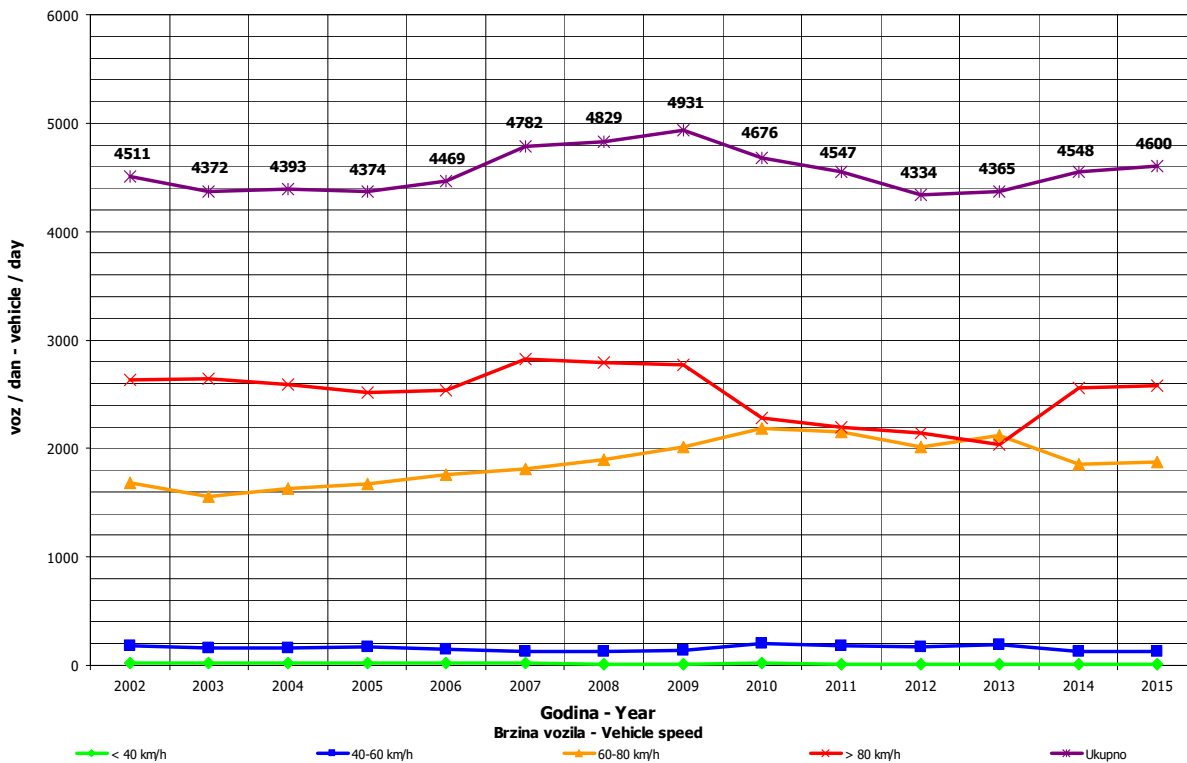
Road number / Section

Month	Direction	minimum hour		maximum hour		veh/h	veh/day	minimum day		maximum day		day time average (5-21 h)	night average (21-05 h)	working day average	weekend average	summer average
		date/day	hour	date/day	hour			date/day	veh/day	date/day	veh/day					
January	I	29/Thursday	3	4	30/Friday	16	860	1/Thursday	17	23/Friday	2083	1369	190	899	660	
	II	2/Friday	2	4	4/Sunday	13	1234	1/Thursday	13	4/Thursday	3256	1770	160	940	989	
	I+II	2/Friday	2	13	4/Sunday	13	503	1/Thursday	13	3/Saturday	4899	3139	350	1839	1649	
February	I	10/Tuesday	2	7	27/Friday	17	1166	1/Sunday	17	27/Friday	2696	1621	242	1401	462	
	II	2/Monday	1	7	8/Sunday	15	209	7/Saturday	15	27/Friday	2050	1672	174	1326	520	
	I+II	2/Monday	1	15	27/Friday	16	363	1/Sunday	16	27/Friday	4746	3293	416	2727	983	
March	I	28/Saturday	2	0	20/Friday	17	226	1/Sunday	17	20/Friday	2706	1760	246	1513	493	
	II	28/Saturday	2	0	23/Monday	17	419	7/Saturday	17	23/Monday	4600	2021	188	1595	613	
	I+II	28/Saturday	2	0	23/Monday	17	559	7/Saturday	17	23/Monday	6602	3781	434	3108	1107	
April	I	1/Wednesday	1	6	10/Friday	20	350	19/Sunday	20	10/Friday	5118	2213	406	1788	861	
	II	27/Monday	2	7	13/Monday	15	404	4/Saturday	15	13/Monday	4930	2197	243	1613	827	
	I+II	27/Monday	1	19	13/Monday	16	556	19/Sunday	16	10/Friday	7716	4410	649	3372	1688	
May	I	2/Saturday	1	7	29/Friday	18	245	17/Sunday	18	29/Friday	3383	1987	365	1579	773	
	II	13/Wednesday	2	5	3/Sunday	15	402	1/Friday	15	3/Sunday	4696	2132	273	1503	902	
	I+II	13/Wednesday	2	15	3/Sunday	15	571	17/Sunday	15	3/Sunday	6717	4120	637	3082	1675	
June	I	3/Wednesday	3	7	26/Friday	19	249	14/Sunday	19	26/Friday	3235	2020	377	1789	608	2397
	II	11/Thursday	2	9	28/Sunday	18	255	20/Saturday	18	1/Monday	2931	2057	275	1716	617	2332
	I+II	3/Wednesday	3	17	3/Wednesday	16	437	14/Sunday	16	14/Sunday	5605	4077	652	3505	1224	4729
July	I	7/Tuesday	3	15	3/Friday	19	291	5/Sunday	19	3/Friday	4456	2531	532	2241	822	3063
	II	6/Monday	2	8	26/Sunday	18	302	4/Saturday	18	31/Friday	3490	2342	352	1990	704	2694
	I+II	6/Monday	2	29	31/Friday	11	502	8/Wednesday	11	31/Friday	7946	4873	884	4231	1526	5757
August	I	31/Monday	3	11	14/Friday	16	317	23/Sunday	16	14/Friday	4537	2475	505	2022	957	2980
	II	31/Monday	2	15	16/Sunday	18	372	31/Monday	18	16/Sunday	5011	2943	420	2173	1191	3364
	I+II	31/Monday	3	34	14/Friday	16	553	31/Monday	16	14/Friday	8240	5418	925	4196	2148	6343
September	I	20/Sunday	4	8	18/Friday	18	311	20/Sunday	18	18/Friday	3701	1946	317	1725	538	2263
	II	9/Wednesday	1	6	27/Sunday	16	278	19/Saturday	16	21/Monday	2845	2080	242	1725	598	2322
	I+II	20/Sunday	4	15	18/Friday	18	475	20/Sunday	18	18/Friday	6029	4026	559	3450	1135	4585
October	I	26/Monday	2	6	30/Friday	18	259	18/Sunday	18	30/Friday	3590	1965	341	1695	612	
	II	12/Monday	1	7	11/Sunday	16	300	24/Saturday	16	11/Sunday	2822	1970	226	1548	648	
	I+II	12/Monday	2	15	11/Sunday	16	425	13/Tuesday	16	30/Friday	5814	3935	567	3243	1260	
November	I	8/Sunday	3	5	26/Thursday	18	259	8/Sunday	18	26/Thursday	3315	1712	256	1479	489	
	II	27/Friday	1	5	29/Sunday	16	371	28/Saturday	16	29/Sunday	3101	1840	179	1404	615	
	I+II	9/Monday	2	15	29/Sunday	15	503	28/Saturday	15	26/Thursday	5189	3553	434	2884	1103	
December	I	14/Monday	1	5	24/Thursday	15	344	6/Sunday	15	24/Thursday	4784	1858	308	1709	457	
	II	3/Thursday	1	5	30/Wednesday	11	207	1319	20/Sunday	2393	1644	172	1396	419		
	I+II	6/Sunday	3	16	25/Friday	13	473	2855	6/Sunday	6490	3502	479	3105	876		
Year	I	28.3./Saturday	2	0	10.4./Friday	20	350	1.1./Thursday	20	10.4./Friday	5118	1957	341	2394	2087	2681
	II	28.3./Saturday	2	0	23.3./Monday	17	419	1.1./Thursday	17	16.8./Sunday	5011	2059	243	2287	2334	2684
	I+II	28.3./Saturday	2	0	3.5./Sunday	15	571	1.1./Thursday	15	14.8./Friday	8240	4016	584	4681	4421	5365

## GODIŠNJA NERAVNOMJERNOST SAOBRAĆAJNOG TOKA TRAFFIC FLOW ANNUAL VARIATION

Automatski brojač broj - Automatic counter number  
 Lokalizet - Location / Stacionaža - Mileage [km+m]  
 Broj puta - Road number / Dionica - Section

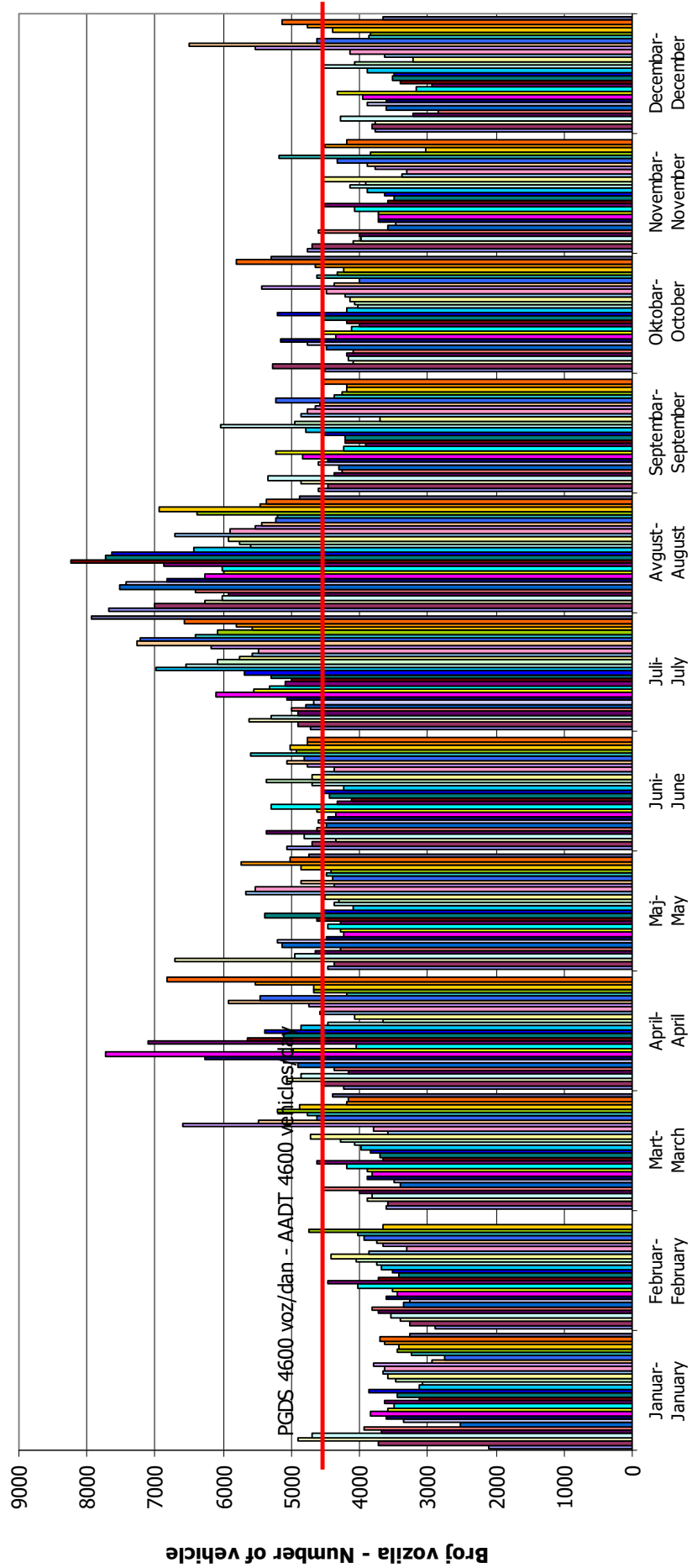
000013  
 Ritešić / 9+137,00  
 M 17.2 / Vrhovi - Šešlije



**DNEVNA NERAVNOMJERNOST SAOBRAĆAJNOG TOKA  
 TRAFFIC FLOW DAILY VARIATION**

Automatski brojač broj - Automatic counter number  
 Lokalizet - Location / Stacionaža - Mileage [km+tm]  
 Broj puta - Road number/ Dionica - Section

000013  
 Ritešić / 9+137,00  
 M 17.2 / Vrhovi - Šešilje

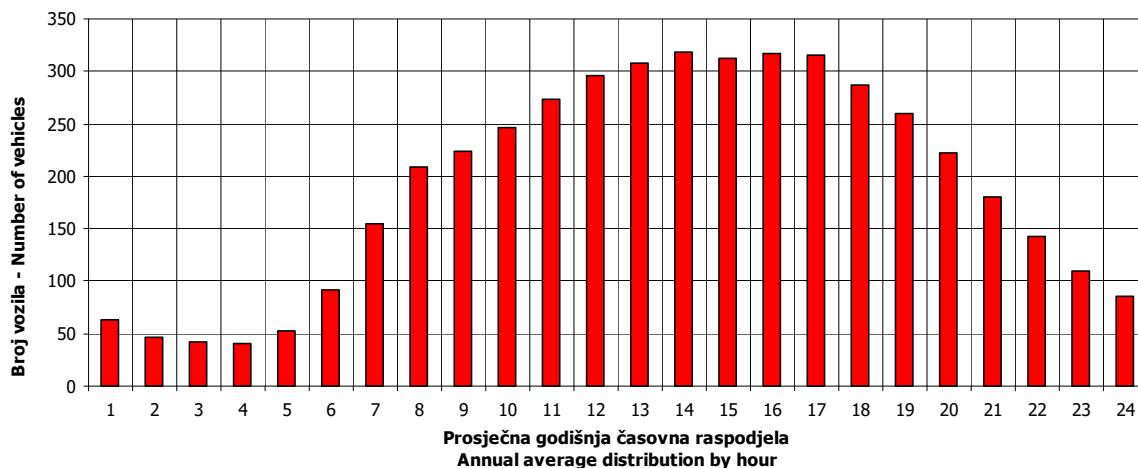


## VREMENSKA RASPODJELA SAOBRAĆAJNOG TOKA TRAFFIC FLOW TIME DISTRIBUTION

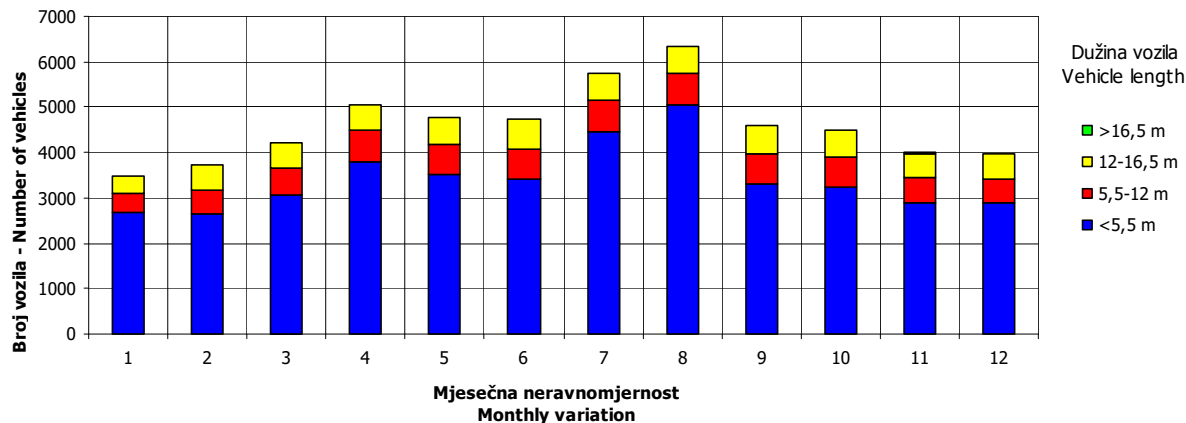
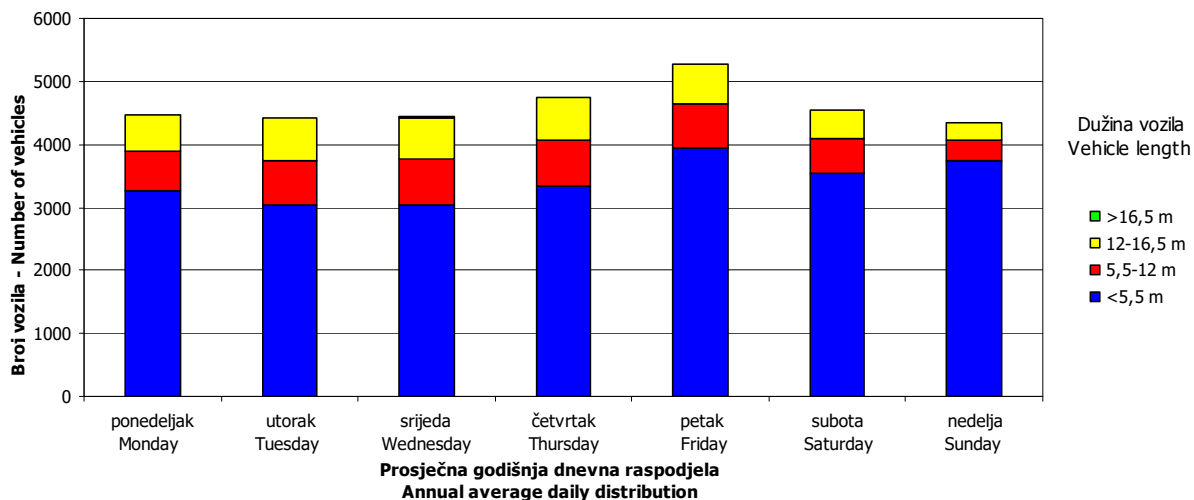
Automatski brojač broj - Automatic counter number  
 Lokalizet - Location / Stacionaža - Mileage [km+m]  
 Broj puta - Road number / Dionica - Section

000013  
 Ritešić / 9+137,00  
 M 17.2 / Vrhovi - Šešlije

**PGDS 4600 voz/dan    AADT 4600 veh/day**



**13**

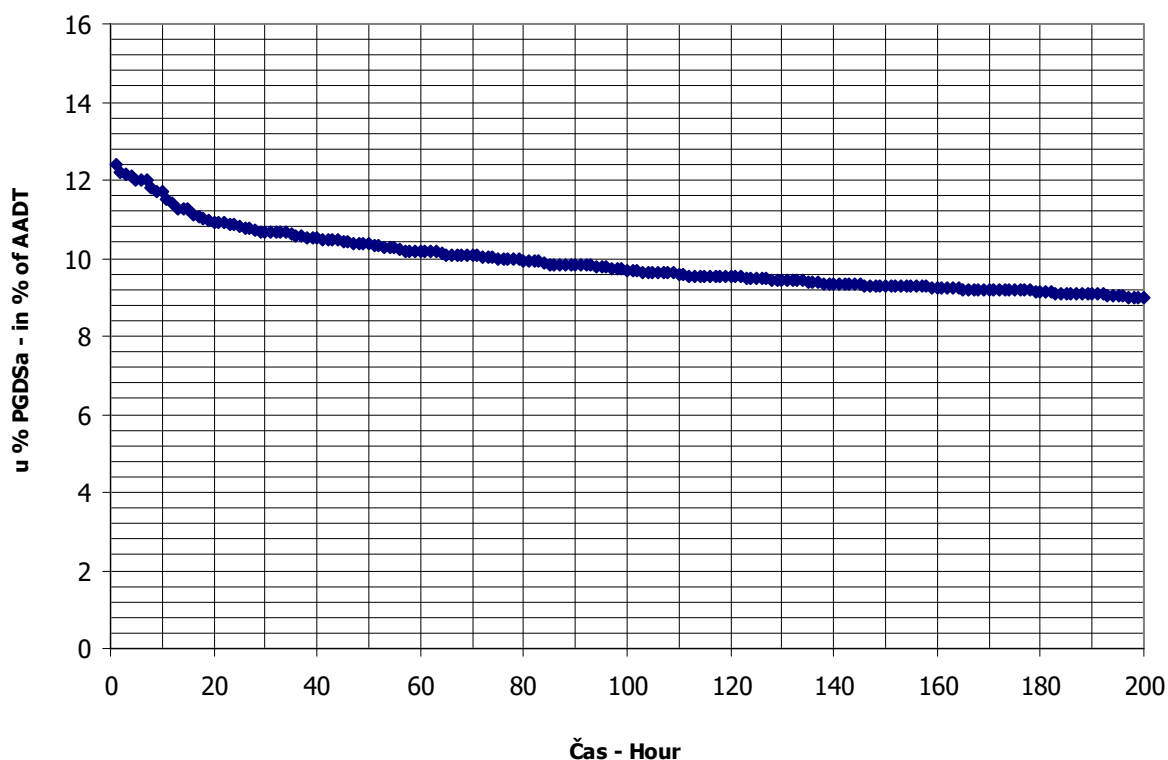




## SATNA DISTRIBUCIJA SAOBRAĆAJNOG TOKA TRAFFIC FLOW HOURLY DISTRIBUTION

Automatski brojač broj - Automatic counter number 000013  
 Lokalitet - Location / Stacionaža - Mileage [km+m] Ritešić / 9+137,00  
 Broj puta - Road number / Dionica - Section M 17.2 / Vrhovi - Šešlije

PGDS - AADT	4600 voz/dan - veh/day							
Čas - Hour	Maksimalni vršni sat - Maximum peak hour	10	20	30	40	50	100	200
Sat u danu - Hour of day	15	15	15	16	12	18	12	9
Sat u godini - Hour in year	2943	5463	7983	2392	2388	6258	5196	5481
Dan - Day of week	nedelja - Sunday	nedelja - Sunday	nedelja - Sunday	petak - Friday	petak - Friday	petak - Friday	srijeda - Wednesday	ponedeljak - Monday
Datum - Date	3	16	29	10	10	18	5	17
Mjesec - Month	maj - May	avgust - August	novembar - November	april - April	april - April	septembar - September	avgust - August	avgust - August
Vrijednost - Value	571	529	503	491	482	475	446	414
% - percent	12.41	11.50	10.93	10.67	10.48	10.33	9.70	9.00



**BROJANJE VOZILA NA MREŽI PUTEVA U REPUBLICI SRPSKOJ – 2015. GODINA**  
**VEHICLE COUNTING ON THE ROAD NETWORK OF THE REPUBLIC OF SRPSKA – YEAR 2015**

**MJESEČNI BROJ VOZILA**  
**MONTHLY NUMBER OF VEHICLES**

Automatski brojač broj - Automatic counter number  
 Lokalitet - Location / Stacionaža - Mileage [km+m]  
 Broj puta - Road number / Dionica - Section

000014  
 Kladari / 3+163,00  
 M 17 / Johovac - Rudanka

	Mjesec - Month											
	Januar- January	Februar- February	Mart- March	April- April	Maj- May	Jun- June	Jul- July	August- August	Septembar- September	Oktobar- October	Novembar- November	Decembar- December
1	4426	5672	6957	8179	8260	8621	9044	13981	8517	9038	8833	7541
2	7174	6985	7074	8090	10317	8486	9311	12288	7990	10118	8843	7622
3	8949	6897	7602	9166	12304	8093	10164	11444	8777	8408	8167	7467
4	8170	6891	7629	7597	9791	8948	9733	11130	9780	8883	8063	8794
5	9020	7387	7881	6988	8740	9889	9094	10640	8117	8613	8138	6800
6	7579	8259	8850	8468	8850	8215	9478	11186	8081	8035	9299	5907
7	5504	7171	6993	7866	9875	7386	9355	13042	8452	9095	7635	7392
8	6413	6359	6617	8100	8637	8283	9094	13350	8489	9443	6916	8239
9	7657	7246	7714	8719	9182	8334	9362	11543	8491	10279	7947	7979
10	6931	7443	7732	9489	7880	9243	11377	10993	9314	8970	7450	7615
11	6171	7194	7665	7923	10020	9846	10555	10620	9867	8716	7601	8486
12	6893	7827	8089	7190	8791	9946	9821	11121	8379	8444	7957	6742
13	6957	8653	8968	8177	8625	9022	9982	13704	7586	8362	9141	6025
14	5211	7027	7554	7972	8925	9138	9792	13768	8575	8824	7854	6927
15	6272	6085	7026	8050	10057	8909	9634	12724	8170	8761	7024	6870
16	7276	8060	7725	8609	8625	8586	10121	12845	8320	9868	7969	6283
17	6051	7672	7739	9516	8474	8160	12004	11060	8666	8514	7965	7430
18	5400	6436	7976	8527	8582	8443	11597	10775	9863	8031	8329	8409
19	6938	6772	8198	7451	8599	9687	11217	10242	8189	7823	7619	6820
20	7339	8093	8904	8504	9266	9382	10832	10339	7655	8163	9219	5919
21	7206	7051	7171	8477	9040	8020	10724	11644	8439	8253	7521	6901
22	6915	6250	7181	8776	9818	9038	10017	10769	8105	8650	6685	7935
23	8231	7460	7778	9567	9176	8517	10815	9664	8391	10242	8096	10014
24	6518	7224	7820	9658	8645	10152	12521	10280	8580	8683	7281	11257
25	5957	7577	8078	9229	8583	9637	12719	9934	9738	7883	8195	8924
26	7188	7574	8282	7820	7941	9932	11238	9885	8780	8997	9540	8840
27	6874	8809	9333	8691	8236	9170	11175	11449	7408	8953	8033	7803
28	7071	7344	7747	10215	8739	9461	10240	11770	8617	8427	7041	9325
29	7136		7085	12798	9514	9161	10482	10522	7828	8909	8370	9660
30	7656		8232	8806	8800	8793	11969	9580	8988	10836	8242	10208
31	6511		8183		8009		13514	8734		10073		8149
Ukupno- Total	213594	203418	241783	258618	280301	268498	326981	351026	256152	276294	240973	244283
Prosjek- Average	6890	7265	7799	8621	9042	8950	10548	11323	8538	8913	8032	7880
Godšnji prosjek (PGDS) - Annual average (AADT)												8663

**BROJANJE VOZILA NA MREŽI PUTEVA U REPUBLICI SRPSKOJ – 2015. GODINA**  
**VEHICLE COUNTING ON THE ROAD NETWORK OF THE REPUBLIC OF SRPSKA – YEAR 2015**

**STRUKTURA SAOBRAĆAJNOG TOKA**  
**TRAFFIC FLOW COMPOSITION**

Automatski brojač broj - Automatic counter number  
 Lokalizet - Location / Stacionaža - Mileage [km+m]  
 Broj puta - Road number / Dionica - Section

000014  
 Kladari / 3+163,00  
 M 17 / Johovac - Rudanka

Mjesec - Month	Smjer - Direction	Dužina vozila - Vehicle length								Ukupno - Total
		< 5,5 m	(%)	5,5 - 12 m	(%)	12 - 16,5 m	(%)	< 16,5 m	(%)	
Januar - January	I	89345	87.5	10622	10.4	1938	1.9	246	0.2	102151
	II	99508	89.3	9610	8.6	2288	2.1	36	0.0	111443
	ukupno - total	188849	88.4	20236	9.5	4226	2.0	283	0.1	213594
Februar - February	I	90599	87.5	10771	10.4	1966	1.9	249	0.2	103585
	II	89142	89.3	8609	8.6	2050	2.1	32	0.0	99833
	ukupno - total	179852	88.4	19272	9.5	4025	2.0	269	0.1	203418
Mart - March	I	107041	87.5	12726	10.4	2322	1.9	295	0.2	122384
	II	106613	89.3	10296	8.6	2452	2.1	39	0.0	119399
	ukupno - total	213772	88.4	22907	9.5	4784	2.0	320	0.1	241783
April - April	I	118894	87.5	14135	10.4	2579	1.9	327	0.2	135936
	II	109544	89.3	10579	8.6	2519	2.1	40	0.0	122682
	ukupno - total	228657	88.4	24502	9.5	5117	2.0	342	0.1	258618
Maj - May	I	121644	87.5	14462	10.4	2639	1.9	335	0.2	139080
	II	126098	89.3	12177	8.6	2900	2.1	46	0.0	141221
	ukupno - total	247828	88.4	26556	9.5	5546	2.0	371	0.1	280301
Juni - June	I	121097	87.5	14397	10.4	2627	1.9	333	0.2	138455
	II	116117	89.3	11214	8.6	2670	2.1	42	0.0	130043
	ukupno - total	237393	88.4	25438	9.5	5313	2.0	355	0.1	268498
Juli - July	I	152524	87.5	18133	10.4	3309	1.9	420	0.2	174386
	II	136254	89.3	13158	8.6	3133	2.1	49	0.0	152595
	ukupno - total	289100	88.4	30978	9.5	6470	2.0	432	0.1	326981
Avgust - August	I	149168	87.5	17734	10.4	3236	1.9	411	0.2	170549
	II	161150	89.3	15562	8.6	3706	2.1	58	0.0	180477
	ukupno - total	310360	88.4	33257	9.5	6946	2.0	464	0.1	351026
Septembar - September	I	113688	87.5	13516	10.4	2466	1.9	313	0.2	129984
	II	112657	89.3	10879	8.6	2591	2.1	41	0.0	126168
	ukupno - total	226477	88.4	24268	9.5	5068	2.0	339	0.1	256152
Oktobar - October	I	123908	87.5	14731	10.4	2688	1.9	341	0.2	141668
	II	120209	89.3	11609	8.6	2764	2.1	44	0.0	134626
	ukupno - total	244285	88.4	26176	9.5	5467	2.0	365	0.1	276294
Novembar - November	I	106346	87.5	12643	10.4	2307	1.9	293	0.2	121590
	II	106599	89.3	10294	8.6	2451	2.1	39	0.0	119383
	ukupno - total	213056	88.4	22830	9.5	4768	2.0	319	0.1	240973
Decembar - December	I	112974	87.5	13431	10.4	2451	1.9	311	0.2	129167
	II	102788	89.3	9926	8.6	2364	2.1	37	0.0	115116
	ukupno - total	215983	88.4	23144	9.5	4833	2.0	323	0.1	244283
Ukupno (godišnje) - Total (annual)	I	1407229	87.5	167303	10.4	30530	1.9	3873	0.2	1608935
	II	1386682	89.3	133913	8.6	31888	2.1	503	0.0	1552986
	ukupno - total	2795612	88.4	299563	9.5	62563	2.0	4182	0.1	3161921
Prosjek (PGDS) - Average (AADT)	I	3855	85.9	458	11.1	84	2.7	11	0.3	4408
	II	3799	86.6	367	10.4	87	3.0	1	0.0	4255
	ukupno - total	7659	88.4	821	9.5	171	2.0	11	0.1	8663

**BRONANJE VOZILA NA MREŽI PUTEVA U REPUBLICI SRPSKOJ – 2015. GODINA**  
**VEHICLE COUNTING ON THE ROAD NETWORK OF THE REPUBLIC OF SRPSKA – YEAR 2015**

**SAOBRAĆAJNI POKAZATELJI**

Automatski brojač broj  
 Lokalizet / Stacionaža [km+m]  
 Broj puta / Dionica

000014

Kladan / 3+163,00

M 17 / Johovac - Rudanka

Mjesec	Smjer	minimalni čas			maksimalni čas			minimalni dan		maksimalni dan		dnevni prosjek (05-21 h)	noćni prosjek (21-05 h)	prosjek radnim danom	prosjek vikendom	ljetni prosjek
		datum/dan	čas	voz/h	datum/dan	čas	voz/h	datum/dan	voz/dan							
Januar	I	2/petak	2	6	15	333	1977	1/četvrtak	4473	23/petak	2969	328	1884	1412		
	II	15/četvrtak	2	4	13	542	2449	1/četvrtak	5365	3/subota	3313	281	1838	1756		
	I+II	29/četvrtak	2	14	13	851	4426	1/četvrtak	9020	5/ponedjeljak	6282	608	3722	3168		
Februar	I	2/ponedjeljak	2	9	17	347	2544	1/nedjelja	4853	27/petak	3321	379	2788	912		
	II	18/srijeda	3	6	11	396	3071	18/srijeda	4118	16/ponedjeljak	3290	275	2585	980		
	I+II	2/ponedjeljak	2	21	15	674	5672	1/nedjelja	8809	27/petak	6610	655	5374	1891		
Mart	I	28/subota	2	0	17	372	2787	8/nedjelja	5085	27/petak	3550	398	2962	987		
	II	2/ponedjeljak	1	0	15	401	3275	7/subota	4248	27/petak	3548	303	2763	1088		
	I+II	28/subota	2	0	15	677	6617	8/nedjelja	9333	27/petak	7098	701	5724	2075		
April	I	14/utorak	2	9	16	521	3160	5/nedjelja	7621	29/srijeda	3956	575	3159	1373		
	II	5/nedjelja	23	4	15	427	3378	30/četvrtak	5177	29/srijeda	3714	375	2782	1307		
	I+II	14/utorak	2	24	16	943	6988	5/nedjelja	12798	29/srijeda	7670	951	5941	2680		
Maj	I	5/utorak	3	12	18	391	3358	24/nedjelja	5484	29/petak	3883	604	2985	1502		
	II	6/srijeda	2	6	16	674	3741	26/utorak	7972	3/nedjelja	4077	478	2842	1714		
	I+II	6/srijeda	2	27	16	1002	7880	10/nedjelja	12304	3/nedjelja	7960	1082	5827	3215		
Juni	I	12/petak	2	13	16	412	3302	7/nedjelja	5798	19/petak	3992	622	3476	1138	4615	
	II	15/ponedjeljak	2	6	16	549	3738	17/srijeda	5566	28/nedjelja	3875	461	3147	1188	4335	
	I+II	2/utorak	2	31	16	831	7386	7/nedjelja	10152	28/nedjelja	7867	1083	6623	2326	8950	
Juli	I	7/utorak	1	25	11	457	4448	5/nedjelja	7562	31/petak	4759	866	4153	1472	5825	
	II	1/srijeda	2	11	18	498	4211	9/četvrtak	5952	31/petak	4339	584	3622	1302	4923	
	I+II	7/utorak	2	44	12	853	9044	1/srijeda	13514	31/petak	9098	1449	7774	2773	10548	
Avgust	I	12/srijeda	3	24	19	542	3889	30/nedjelja	8092	1/subota	4623	878	3760	1742	5501	
	II	23/nedjelja	2	14	17	677	4584	31/ponedjeljak	8477	16/nedjelja	5084	738	3781	2041	5822	
	I+II	12/srijeda	3	52	17	950	8734	31/ponedjeljak	13981	1/subota	9707	1616	7541	3783	11323	
Septembar	I	21/ponedjeljak	2	11	18	406	3332	20/nedjelja	5472	25/petak	3779	554	3265	1068	4333	
	II	5/subota	23	11	16	394	3499	26/subota	4670	4/petak	3767	438	3134	1071	4205	
	I+II	21/ponedjeljak	2	28	18	723	7408	27/nedjelja	9867	11/petak	7546	993	6399	2140	8538	
Oktobar	I	12/ponedjeljak	2	12	18	454	3382	18/nedjelja	6389	30/petak	4029	541	3344	1226		
	II	7/srijeda	3	9	16	566	3724	19/ponedjeljak	5378	4/nedjelja	3933	410	3047	1295		
	I+II	14/srijeda	2	25	16	834	7823	19/ponedjeljak	10836	30/petak	7962	951	6391	2521		
Novembar	I	9/ponedjeljak	2	8	16	396	2996	22/nedjelja	5743	26/četvrtak	3642	411	2991	1062		
	II	10/utorak	1	0	15	569	3291	24/utorak	5195	1/nedjelja	3661	318	2778	1201		
	I+II	10/utorak	2	14	15	891	6685	22/nedjelja	9540	26/četvrtak	729	570	570	2263		
Decembar	I	9/srijeda	2	4	12	552	2720	6/nedjelja	7519	24/četvrtak	3706	461	3255	912		
	II	22/utorak	3	6	11	442	2587	20/nedjelja	4767	30/srijeda	3415	299	2856	858		
	I+II	9/srijeda	2	20	15	846	5907	6/nedjelja	11257	24/četvrtak	7121	760	6111	1770		
Godina	I	28.3./subota	2	0	12	552	1977	1.1./četvrtak	8092	1.8./subota	3855	553	4593	3996	5027	
	II	2.3./ponedjeljak	1	0	17	677	2449	1.1./četvrtak	8477	16.8./nedjelja	3840	415	4249	4266	4830	
	I+II	28.3./subota	2	0	16	1002	4426	1.1./četvrtak	13981	1.8./subota	7695	968	8842	8263	9858	

**BROJANJE VOZILA NA MREŽI PUTEVA U REPUBLICI SRPSKOJ – 2015. GODINA**  
**VEHICLE COUNTING ON THE ROAD NETWORK OF THE REPUBLIC OF SRPSKA – YEAR 2015**

**TRAFFIC PARAMETERS**

000014

Kladari / 3+163,00

M 17 / Johovac - Rudanka

Automatic counter number

Location / Mileage [km+m]

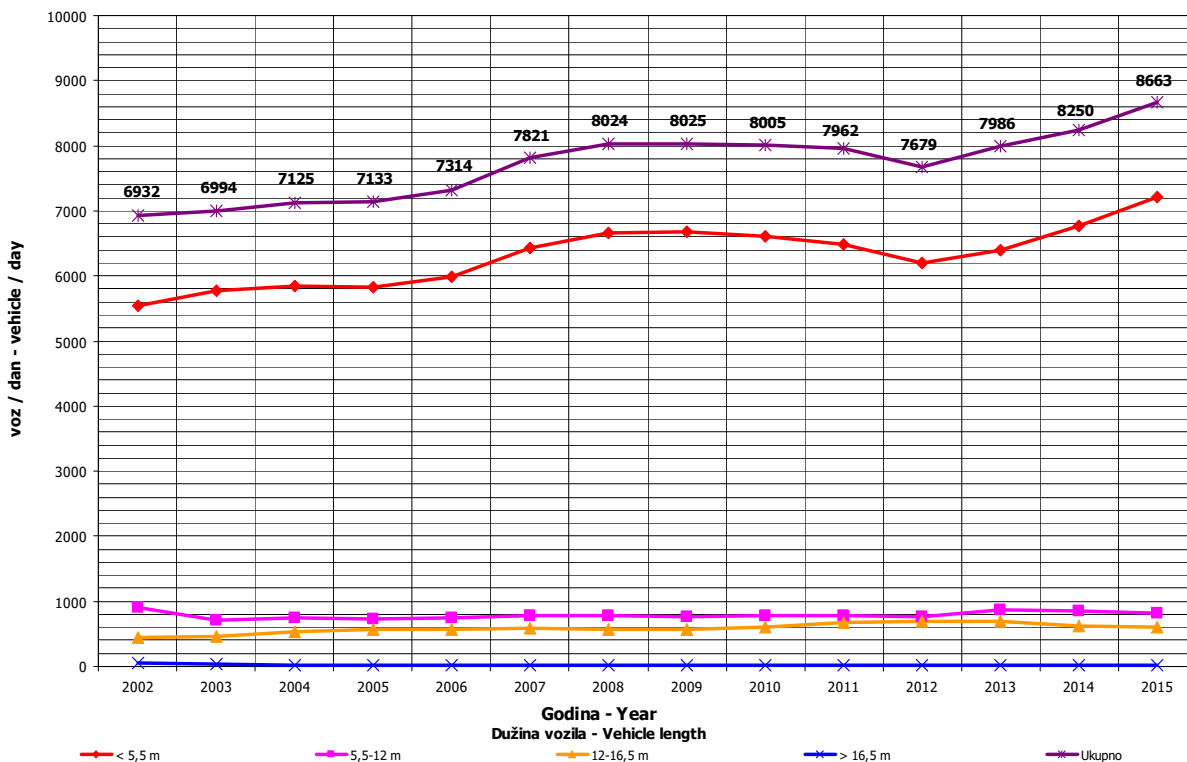
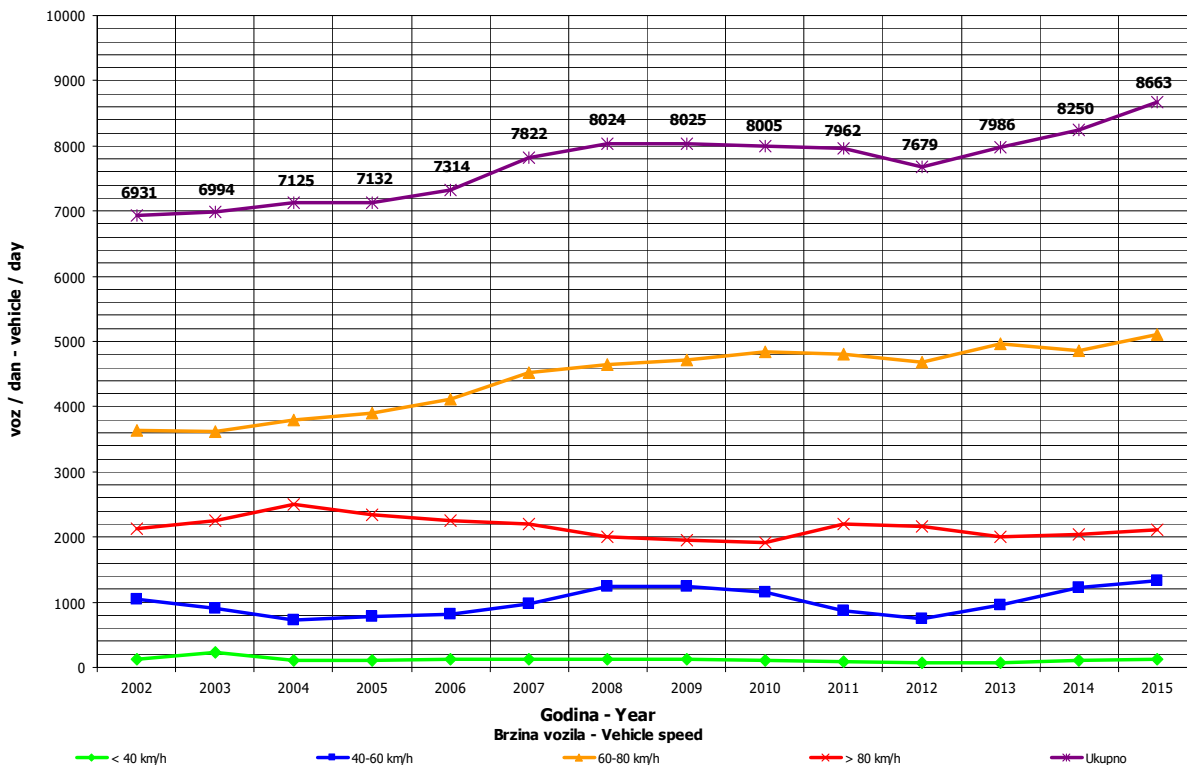
Road number / Section

Month	Direction	minimum hour		maximum hour		veh/h	veh/h	minimum day		maximum day		day time average (5-21 h)	night average (21-05 h)	working day average	weekend average	summer average
		date/day	hour	date/day	hour			date/day	veh/day	date/day	veh/day					
January	I	2/Friday	2	23/Friday	15	333	1977	1/Thursday	4473	23/Friday	4473	2969	328	1884	1412	
	II	15/Thursday	2	3/Saturday	13	542	2449	1/Thursday	5365	3/Saturday	5365	281	281	1838	1756	
	I+II	29/Thursday	2	3/Saturday	14	851	4426	1/Thursday	9020	5/Monday	9020	6282	608	3722	3168	
February	I	2/Monday	2	27/Friday	17	347	2544	1/Sunday	4853	27/Friday	4853	3321	379	2788	912	
	II	18/Wednesday	3	21/Saturday	11	396	3071	18/Wednesday	4118	16/Monday	4118	3290	275	2585	980	
	I+II	2/Monday	2	27/Friday	15	674	5672	1/Sunday	8809	27/Friday	8809	6610	655	5374	1891	
March	I	28/Saturday	2	20/Friday	17	372	2787	8/Sunday	5085	27/Friday	5085	3550	398	2962	987	
	II	2/Monday	1	1/Sunday	15	401	3275	7/Saturday	4248	27/Friday	4248	3548	303	2763	1088	
	I+II	28/Saturday	2	13/Friday	15	677	6617	8/Sunday	9333	27/Friday	9333	7098	701	5724	2075	
April	I	14/Tuesday	2	29/Wednesday	16	521	3160	5/Sunday	7621	29/Wednesday	7621	3956	575	3159	1373	
	II	5/Sunday	23	29/Wednesday	15	427	3378	30/Thursday	5177	29/Wednesday	5177	3714	375	2782	1307	
	I+II	14/Tuesday	2	29/Wednesday	16	943	6988	5/Sunday	12798	29/Wednesday	12798	7670	951	5941	2680	
May	I	5/Tuesday	3	29/Friday	18	391	3358	24/Sunday	5484	29/Friday	5484	3883	604	2985	1502	
	II	6/Wednesday	2	3/Sunday	16	674	3741	26/Tuesday	7972	3/Sunday	7972	4077	478	2842	1714	
	I+II	6/Wednesday	2	3/Sunday	16	1002	7880	10/Sunday	12304	3/Sunday	12304	7960	1082	5827	3215	
June	I	12/Friday	2	24/Wednesday	16	412	3302	7/Sunday	5798	19/Friday	5798	3992	622	3476	1138	4615
	II	15/Monday	2	28/Sunday	16	549	3738	17/Wednesday	5566	28/Sunday	5566	3875	461	3147	1188	4335
	I+II	2/Tuesday	2	28/Sunday	16	831	7386	7/Sunday	10152	24/Wednesday	10152	7867	1083	6623	2326	8950
July	I	7/Tuesday	1	31/Friday	11	457	4448	5/Sunday	7562	31/Friday	7562	4759	866	4153	1472	5825
	II	1/Wednesday	2	26/Sunday	18	498	4211	9/Thursday	5952	31/Friday	5952	4339	584	3622	1302	4923
	I+II	7/Tuesday	2	13/Thursday	12	853	9044	1/Wednesday	13514	31/Friday	13514	9098	1449	7774	2773	10548
August	I	12/Wednesday	3	16/Sunday	19	542	3889	30/Sunday	8092	1/Saturday	8092	4623	878	3760	1742	5501
	II	29/Sunday	2	16/Sunday	17	677	4584	31/Monday	8477	16/Sunday	8477	5084	738	3781	2041	5822
	I+II	12/Wednesday	3	16/Sunday	17	950	8734	31/Monday	13981	1/Saturday	13981	9707	1616	7541	3783	11323
September	I	21/Monday	2	18/Friday	18	406	3332	20/Sunday	5472	25/Friday	5472	3779	554	3265	1068	4333
	II	5/Saturday	23	6/Sunday	16	394	3499	26/Saturday	4670	4/Friday	4670	3767	438	3134	1071	4205
	I+II	21/Monday	2	18/Friday	18	723	7408	27/Sunday	9867	1/Friday	9867	7546	993	6399	2140	8538
October	I	12/Monday	2	30/Friday	18	454	3382	18/Sunday	6389	30/Friday	6389	4029	541	3344	1226	
	II	7/Wednesday	3	4/Sunday	16	566	3724	19/Monday	5378	4/Sunday	5378	3933	410	3047	1295	
	I+II	14/Wednesday	2	4/Sunday	16	834	7823	19/Monday	10836	30/Friday	10836	7962	951	6391	2521	
November	I	9/Monday	2	26/Thursday	16	396	2996	22/Sunday	5743	26/Thursday	5743	3642	411	2991	1062	
	II	10/Tuesday	1	29/Sunday	15	569	3291	24/Tuesday	5195	1/Sunday	5195	3661	318	2778	1201	
	I+II	10/Tuesday	2	29/Sunday	15	891	6685	22/Sunday	9540	26/Thursday	9540	729	5770	2263		
December	I	9/Wednesday	2	24/Thursday	12	552	2720	6/Sunday	7519	24/Thursday	7519	3706	461	3255	912	
	II	22/Tuesday	3	30/Wednesday	11	442	2587	20/Sunday	4767	30/Wednesday	4767	3415	299	2856	858	
	I+II	9/Wednesday	2	24/Thursday	15	846	5907	6/Sunday	11257	24/Thursday	11257	7121	760	6111	1770	
Year	I	28.3./Saturday	2	24.12./Thursday	12	552	1977	1.1./Thursday	8092	1.8./Saturday	8092	3855	553	4593	3996	5027
	II	2.3./Monday	1	16.8./Sunday	17	677	2449	1.1./Thursday	8477	16.8./Sunday	8477	3840	415	4249	4266	4830
	I+II	28.3./Saturday	2	3.5./Sunday	16	1002	4426	1.1./Thursday	13981	1.8./Saturday	13981	7695	968	8842	8263	9858

## GODIŠNJA NERAVNOMJERNOST SAOBRAĆAJNOG TOKA TRAFFIC FLOW ANNUAL VARIATION

Automatski brojač broj - Automatic counter number  
 Lokalizet - Location / Stacionaža - Mileage [km+m]  
 Broj puta - Road number / Dionica - Section

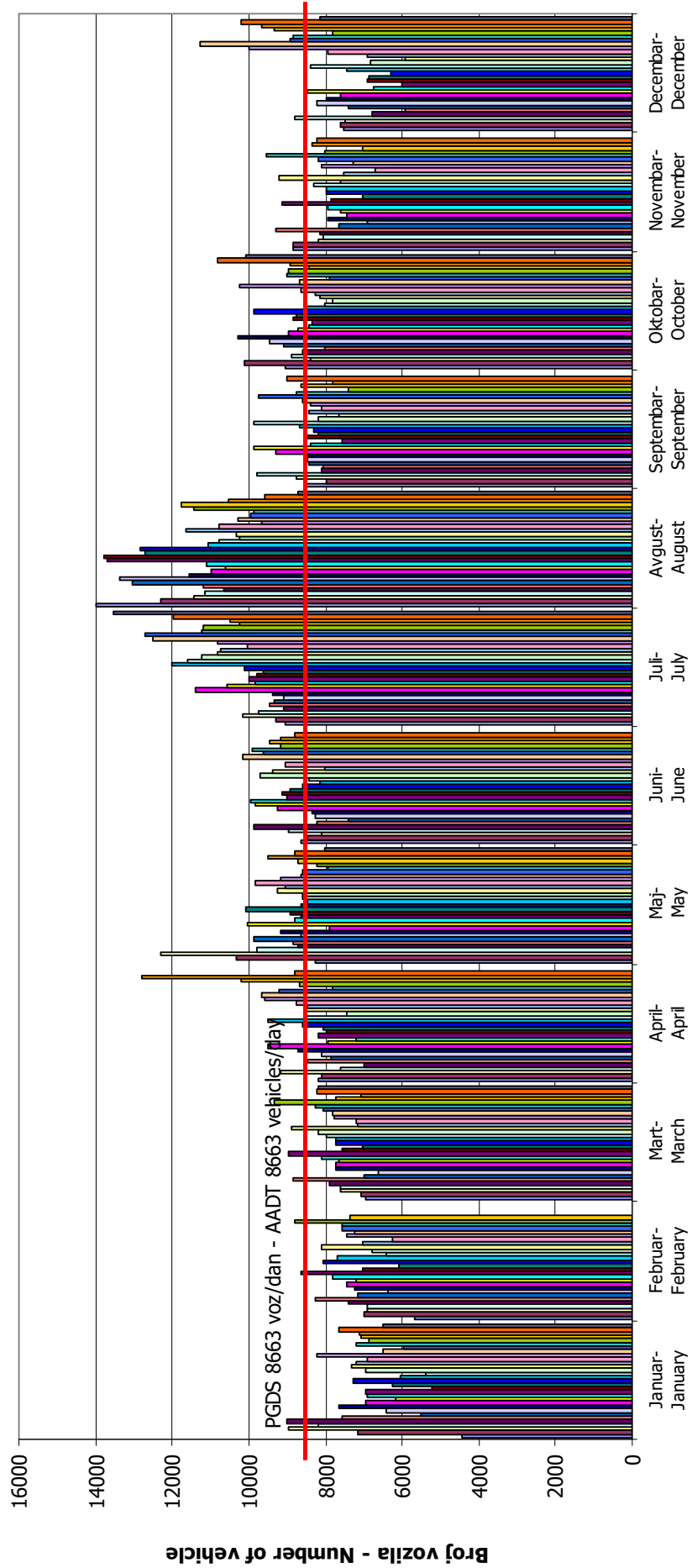
000014  
 Kladari / 3+163,00  
 M 17 / Johovac - Rudanka



**DNEVNA NERAVNOMJERNOST SAOBRAĆAJNOG TOKA  
 TRAFFIC FLOW DAILY VARIATION**

Automatski brojač broj - Automatic counter number  
 Lokalizet - Location / Stacionaža - Mileage [km+tm]  
 Broj puta - Road number/ Dionica - Section

000014  
 Kladari / 3+163,00  
 M 17 / Johovac - Rudanka

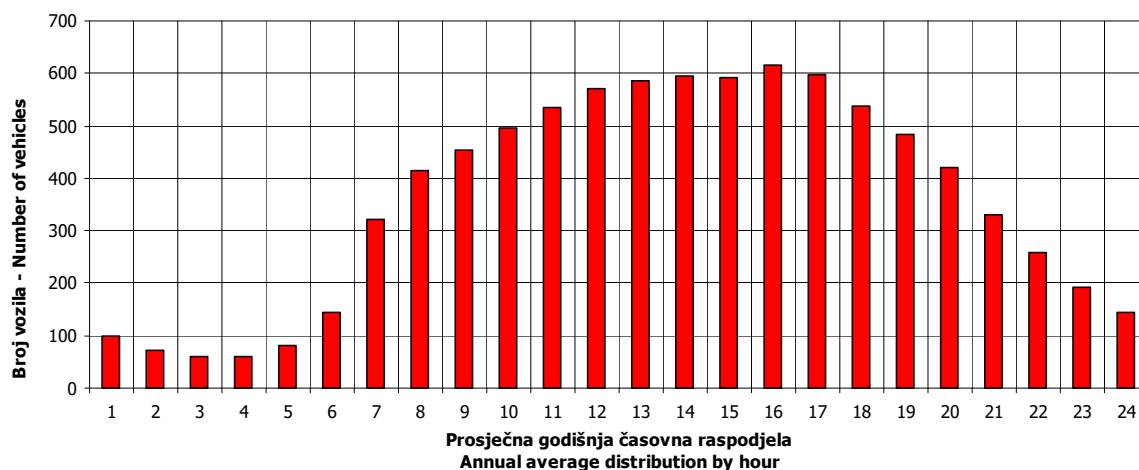


## VREMENSKA RASPODJELA SAOBRAĆAJNOG TOKA TRAFFIC FLOW TIME DISTRIBUTION

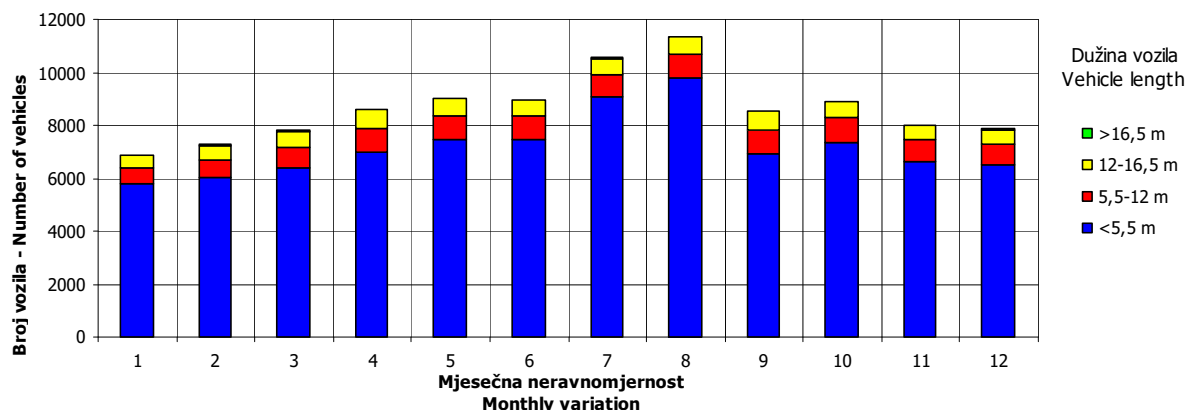
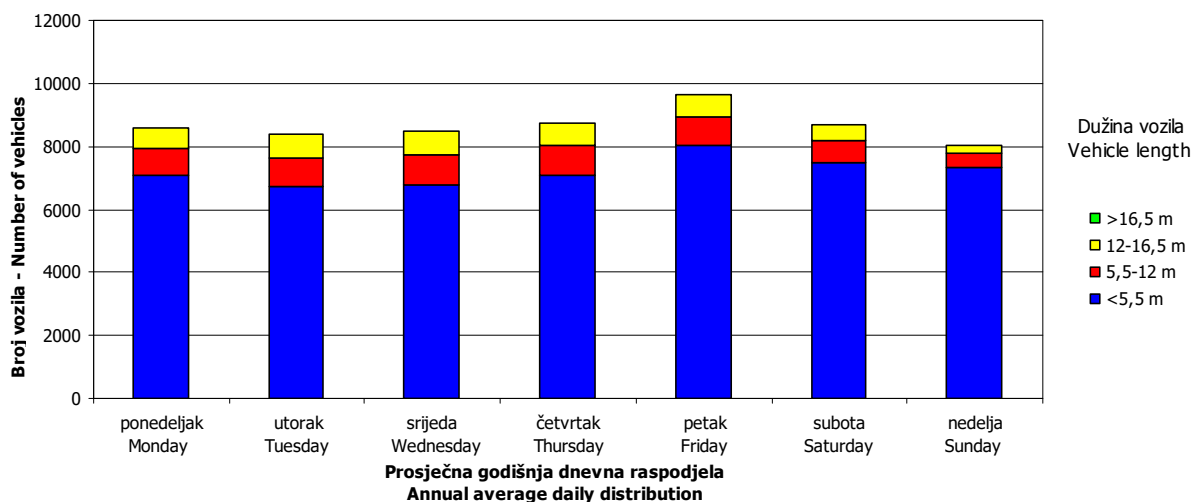
Automatski brojač broj - Automatic counter number  
 Lokalizet - Location / Stacionaža - Mileage [km+m]  
 Broj puta - Road number / Dionica - Section

000014  
 Kladari / 3+163,00  
 M 17 / Johovac - Rudanka

**PGDS 8663 voz/dan    AADT 8663 veh/day**



**14**

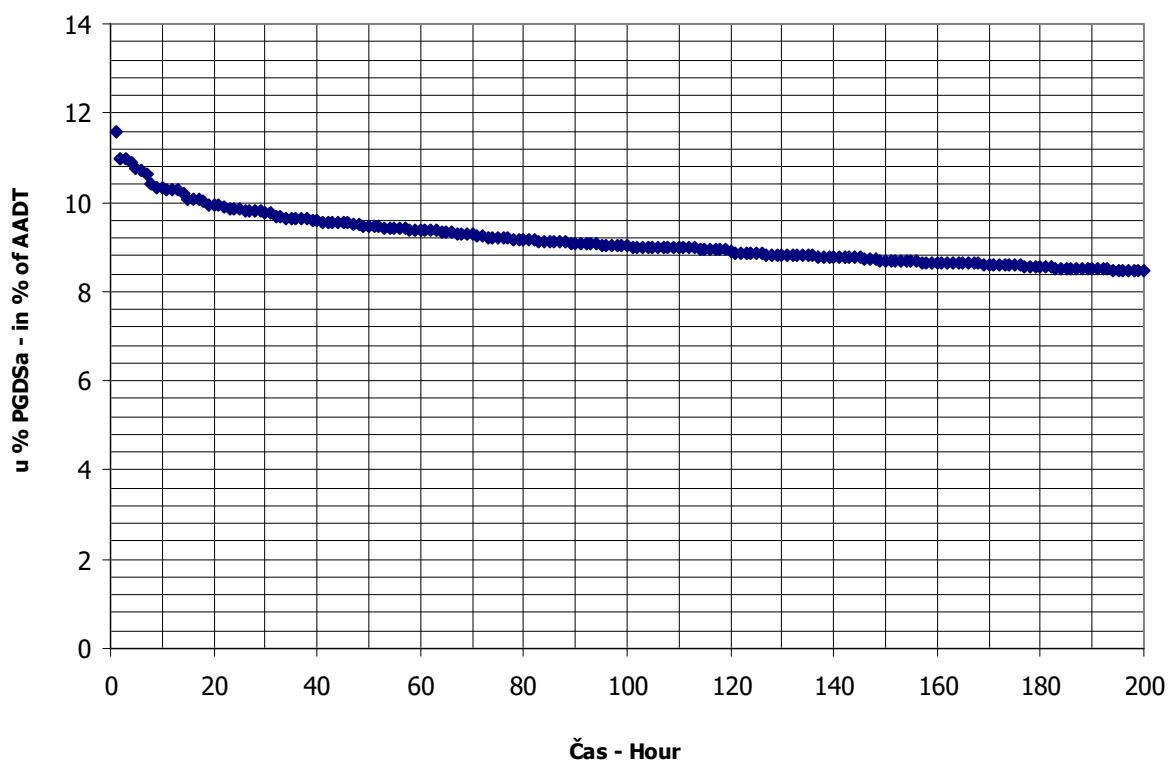




## SATNA DISTRIBUCIJA SAOBRAĆAJNOG TOKA TRAFFIC FLOW HOURLY DISTRIBUTION

Automatski brojač broj - Automatic counter number                   000014  
 Lokalitet - Location / Stacionaža - Mileage [km+m]                   Kladari / 3+163,00  
 Broj puta - Road number / Dionica - Section                             M 17 / Johovac - Rudanka

<b>PGDS - AADT</b>	<b>8663 voz/dan - veh/day</b>								
Čas - Hour	Maksimalni vršni sat - Maximum peak hour	10	20	30	40	50	100	200	
Sat u danu - Hour of day		16	16	14	16	13	16	12	15
Sat u godini - Hour in year		2944	5272	5462	5296	5269	5080	108	6591
Dan - Day of week	nedjelja - Sunday	subota - Saturday	nedjelja - Sunday	nedjelja - Sunday	subota - Saturday	petak - Friday	ponedeljak - Monday	petak - Friday	
Datum - Date	3	8	16	9	8	31	5	2	
Mjesec - Month	maj - May	avgust - August	avgust - August	avgust - August	avgust - August	juli - July	januar - January	oktobar - October	
Vrijednost - Value	1002	892	860	845	829	819	780	732	
% - percent	11.57	10.30	9.93	9.75	9.57	9.45	9.00	8.45	



**BROJANJE VOZILA NA MREŽI PUTEVA U REPUBLICI SRPSKOJ – 2015. GODINA**  
**VEHICLE COUNTING ON THE ROAD NETWORK OF THE REPUBLIC OF SRPSKA – YEAR 2015**

**MJESEČNI BROJ VOZILA**  
**MONTHLY NUMBER OF VEHICLES**

Automatski brojač broj - Automatic counter number  
 Lokalitet - Location / Stacionaža - Mileage [km+m]  
 Broj puta - Road number / Dionica - Section

000015  
 Karuše / 2+530,00  
 M 17 / Doboj - granica / border RS (Karuše)

	Mjesec - Month											
	Januar- January	Februar- February	Mart- March	April- April	Maj- May	Jun- June	Jul- July	August- August	Septembar- September	Oktobar- October	Novembar- November	Decembar- December
1	6401	9241	11525	13710	11057	15507	14886	21425	14780	14233	12645	12896
2	11009	12324	12099	14336	14933	14309	14707	17590	14767	16053	14575	13028
3	14993	12207	13009	15178	15395	14691	16665	18145	14868	14851	13773	12827
4	12030	12613	13313	15483	15983	14688	15962	18019	16137	11947	14432	14390
5	14900	12993	13725	11910	14239	16178	12574	18036	15215	14753	14004	12739
6	12901	14271	10851	14018	14340	15180	15266	18034	12623	14355	14982	9600
7	10266	13591	13774	14984	15295	11656	14894	19698	14755	14814	14032	12901
8	10210	10147	11169	15324	16350	14633	14772	20554	14689	15169	10890	12970
9	11085	12862	12974	16829	14825	14412	15172	17186	14754	16117	13492	12465
10	11768	12828	13370	19975	12102	14477	16943	18744	14795	15009	13183	14270
11	9260	12498	13031	17645	14634	14988	17056	18660	16303	12393	13006	13757
12	12272	13505	13239	12849	14792	16526	13765	18291	15018	14869	13556	12344
13	11381	14529	14596	18678	14337	16129	16399	19821	11624	13890	14684	9278
14	9610	12130	13749	16137	14711	13133	16660	21546	14702	15360	13442	11990
15	11475	8638	11250	15457	15983	14923	16114	21590	14650	15040	10657	9255
16	12919	12225	13171	15825	15400	13940	16409	17854	14611	16351	13356	9779
17	11537	12165	13020	15941	12020	14422	18548	19306	15133	15467	13526	11529
18	9153	9858	13078	15037	14757	14651	19108	18138	17236	11479	13857	12505
19	12147	10370	13410	11693	14313	16484	15721	18722	16235	14076	13103	10035
20	11982	12716	14619	13502	14609	15740	17544	17564	11930	14214	14506	7707
21	12303	11979	13433	14748	15728	12288	17399	18506	15326	14081	13424	11370
22	12311	9407	11012	14322	16184	15326	16450	17384	15159	14185	10075	13695
23	13799	12518	12957	14688	15718	14953	17252	13748	14976	16000	13365	16070
24	12640	12132	12885	16633	12658	15787	18710	15403	14903	15187	14254	16882
25	9476	12417	13393	15927	14000	16038	19531	15196	15895	11597	13030	15563
26	12787	12993	13425	12061	13958	16405	17177	15535	15221	14756	15214	15230
27	12415	14328	14632	14914	14200	15583	17868	15918	12259	14306	11694	12040
28	12429	13673	13318	15105	15383	13150	16951	17636	14044	14341	11893	15837
29	12245		10823	16213	16423	14879	17161	16620	14221	14334	11944	16493
30	12880		13313	19241	16006	14772	18837	13864	14688	16555	13767	17235
31	12326		14062		12549		20202	15247		16724		13813
Ukupno- Total	362910	341158	402225	458363	452882	445848	516703	553980	441517	452506	398361	400493
Prosjeck- Average	11707	12184	12975	15279	14609	14862	16668	17870	14717	14597	13279	12919
Godšnji prosjek (PGDS) - Annual average (AADT)												14323

**BROJANJE VOZILA NA MREŽI PUTEVA U REPUBLICI SRPSKOJ – 2015. GODINA**  
**VEHICLE COUNTING ON THE ROAD NETWORK OF THE REPUBLIC OF SRPSKA – YEAR 2015**

**STRUKTURA SAOBRAĆAJNOG TOKA**  
**TRAFFIC FLOW COMPOSITION**

Automatski brojač broj - Automatic counter number 000015  
 Lokalitet - Location / Stacionaža - Mileage [km+m] Karuše / 2+530,00  
 Broj puta - Road number / Dionica - Section M 17 / Doboj - granica / border RS (Karuše)

Mjesec - Month	Smjer - Direction	Dužina vozila - Vehicle length								Ukupno - Total
		< 5,5 m	(%)	5,5 - 12 m	(%)	12 - 16,5 m	(%)	< 16,5 m	(%)	
Januar - January	I	154635	87.5	18384	10.4	3355	1.9	426	0.2	176799
	II	166181	89.3	16048	8.6	3821	2.1	60	0.0	186111
	ukupno - total	320867	88.4	34382	9.5	7181	2.0	480	0.1	362910
Februar - February	I	149672	87.5	17794	10.4	3247	1.9	412	0.2	171125
	II	151825	89.3	14662	8.6	3491	2.1	55	0.0	170033
	ukupno - total	301635	88.4	32322	9.5	6750	2.0	451	0.1	341158
Mart - March	I	175868	87.5	20909	10.4	3815	1.9	484	0.2	201076
	II	179609	89.3	17345	8.6	4130	2.1	65	0.0	201149
	ukupno - total	355627	88.4	38107	9.5	7959	2.0	532	0.1	402225
April - April	I	202643	87.5	24092	10.4	4396	1.9	558	0.2	231689
	II	202401	89.3	19546	8.6	4654	2.1	73	0.0	226674
	ukupno - total	405262	88.4	43426	9.5	9069	2.0	606	0.1	458363
Maj - May	I	197265	87.5	23452	10.4	4280	1.9	543	0.2	225539
	II	202997	89.3	19604	8.6	4668	2.1	74	0.0	227343
	ukupno - total	400416	88.4	42906	9.5	8961	2.0	599	0.1	452882
Juni - June	I	195511	87.5	23244	10.4	4242	1.9	538	0.2	223535
	II	198506	89.3	19170	8.6	4565	2.1	72	0.0	222313
	ukupno - total	394197	88.4	42240	9.5	8822	2.0	590	0.1	445848
Juli - July	I	232064	87.5	27590	10.4	5035	1.9	639	0.2	265327
	II	224457	89.3	21676	8.6	5162	2.1	81	0.0	251376
	ukupno - total	456843	88.4	48953	9.5	10224	2.0	683	0.1	516703
Avgust - August	I	237673	87.5	28256	10.4	5156	1.9	654	0.2	271739
	II	252016	89.3	24337	8.6	5795	2.1	91	0.0	282241
	ukupno - total	489801	88.4	52485	9.5	10961	2.0	733	0.1	553980
Septembar - September	I	192370	87.5	22871	10.4	4173	1.9	529	0.2	219943
	II	197846	89.3	19106	8.6	4550	2.1	72	0.0	221574
	ukupno - total	390367	88.4	41830	9.5	8736	2.0	584	0.1	441517
Oktobar - October	I	198927	87.5	23650	10.4	4316	1.9	547	0.2	227440
	II	200965	89.3	19407	8.6	4621	2.1	73	0.0	225066
	ukupno - total	400083	88.4	42871	9.5	8953	2.0	599	0.1	452506
Novembar - November	I	173749	87.5	20657	10.4	3769	1.9	478	0.2	198653
	II	178322	89.3	17221	8.6	4101	2.1	65	0.0	199708
	ukupno - total	352211	88.4	37741	9.5	7882	2.0	527	0.1	398361
Decembar - December	I	179733	87.5	21368	10.4	3899	1.9	495	0.2	205495
	II	174116	89.3	16815	8.6	4004	2.1	63	0.0	194998
	ukupno - total	354096	88.4	37943	9.5	7924	2.0	530	0.1	400493
Ukupno (godišnje) - Total (annual)	I	2290107	87.5	272267	10.4	49684	1.9	6303	0.2	2618361
	II	2329240	89.3	224937	8.6	53563	2.1	845	0.0	2608585
	ukupno - total	4621404	88.4	495206	9.5	103422	2.0	6914	0.1	5226946
Prosjek (PGDS) - Average (AADT)	I	6274	85.9	746	11.1	136	2.7	17	0.3	7174
	II	6381	86.6	616	10.4	147	3.0	2	0.0	7147
	ukupno - total	12661	88.4	1357	9.5	283	2.0	19	0.1	14323

**BRONANJE VOZILA NA MREŽI PUTEVA U REPUBLICI SRPSKOJ – 2015. GODINA**  
**VEHICLE COUNTING ON THE ROAD NETWORK OF THE REPUBLIC OF SRPSKA – YEAR 2015**

**SAOBRAĆAJNI POKAZATELJI**

000015  
 Karuše / 2+530,00  
 M 17/ Doboj - granica / border RS (Karuše)

Automatski brojač broj  
 Lokalizirano / Stationaža [km+m]  
 Broj puta / Dionica

Mjesec	Smjer	minimalni čas			maksimalni čas			voz/h	minimalni dan		maksimalni dan		dnevni prosjek (05-21 h)	noćni prosjek (21-05 h)	prosjek radnim danom	prosjek vikendom	ljetni prosjek
		datum/dan	čas	voz/h	datum/dan	čas	voz/h		datum/dan	voz/dan							
Januar	I	12/ponedjeljak	1	11	608	16/petak	11	3047	1/četvrtak	7042	23/petak	5223	480	3195	2508		
	II	20/utorak	3	7	874	3/subota	12	3354	1/četvrtak	8307	3/subota	5567	437	3207	2797		
	I+II	19/četvrtak	1	26	1442	3/subota	12	6401	1/četvrtak	14993	3/subota	10790	917	6402	5305		
Februar	I	2/ponedjeljak	2	13	602	6/petak	15	4081	15/nedjelja	7478	13/petak	5614	497	4540	1572		
	II	5/četvrtak	3	6	639	28/subota	12	4557	15/nedjelja	7051	13/petak	5636	437	4473	1600		
	I+II	5/četvrtak	3	24	1162	7/subota	13	8638	15/nedjelja	14529	13/petak	11250	934	9013	3172		
Mart	I	28/subota	2	0	606	7/subota	12	5135	29/nedjelja	7544	20/petak	5967	520	4742	1745		
	II	28/subota	2	0	592	7/subota	12	5260	6/petak	7144	13/petak	6020	468	4683	1806		
	I+II	28/subota	2	0	1198	7/subota	12	10823	29/nedjelja	14632	27/petak	11987	988	9425	3550		
April	I	7/utorak	2	15	783	10/petak	11	5451	19/nedjelja	11160	10/petak	6968	755	5183	2540		
	II	28/utorak	2	12	886	13/ponedjeljak	15	5992	5/nedjelja	10740	13/ponedjeljak	11640	646	5054	2502		
	I+II	23/četvrtak	2	30	1512	13/ponedjeljak	12	11693	19/nedjelja	19975	10/petak	13878	1401	10237	5042		
Maj	I	11/ponedjeljak	2	14	617	8/petak	12	5820	10/nedjelja	8645	29/petak	6480	796	4857	2419		
	II	20/srijeda	2	8	733	3/nedjelja	15	5040	1/petak	8810	3/nedjelja	6619	714	4828	2506		
	I+II	11/ponedjeljak	2	30	1239	2/subota	11	11057	1/petak	16423	29/petak	13099	1510	9684	4925		
Juni	I	3/srijeda	2	18	609	5/petak	12	609	7/nedjelja	8706	12/petak	6641	810	5589	1863	7451	
	II	2/utorak	2	13	672	6/subota	12	6017	21/nedjelja	8142	1/ponedjeljak	6715	695	5511	1899	7410	
	I+II	3/srijeda	2	33	1232	6/subota	12	11656	7/nedjelja	16526	12/petak	13556	1505	11100	3762	14862	
Juli	I	1/srijeda	2	23	746	31/petak	14	6028	5/nedjelja	10634	18/subota	7497	1063	6361	2198	8559	
	II	1/srijeda	2	16	699	29/srijeda	13	6546	5/nedjelja	9623	31/petak	7229	879	6084	2024	8109	
	I+II	1/srijeda	2	39	1363	31/petak	12	12574	5/nedjelja	20202	31/petak	14726	1942	12445	4222	16668	
Avgust	I	25/utorak	2	30	821	14/petak	15	6264	23/nedjelja	11584	1/subota	7658	1108	5988	2778	8766	
	II	26/srijeda	3	18	946	15/subota	16	7176	30/nedjelja	11276	15/subota	8115	989	6146	2958	9104	
	I+II	25/utorak	2	52	1562	14/petak	15	13748	23/nedjelja	21590	15/subota	15773	2098	12134	5736	17870	
Septembar	I	22/utorak	3	17	684	18/petak	15	5456	13/nedjelja	9078	18/petak	6643	689	5527	1804	7331	
	II	3/četvrtak	2	18	732	11/petak	15	6168	13/nedjelja	8158	18/petak	6738	648	5519	1867	7386	
	I+II	29/utorak	3	40	1327	11/petak	15	11624	13/nedjelja	17236	18/petak	13381	1337	11046	3671	14717	
Oktobar	I	20/utorak	2	8	704	31/subota	12	5481	18/nedjelja	8899	30/petak	6642	695	5337	2000		
	II	14/srijeda	2	11	709	31/subota	13	5998	18/nedjelja	8039	16/petak	6649	612	5239	2021		
	I+II	14/srijeda	2	31	1370	31/subota	12	11479	18/nedjelja	16724	31/subota	13290	1307	10576	4021		
Novembar	I	9/ponedjeljak	2	7	708	18/srijeda	15	4731	22/nedjelja	7972	26/četvrtak	6099	522	4855	1767		
	II	24/utorak	3	10	653	2/ponedjeljak	16	5544	22/nedjelja	7707	2/ponedjeljak	6188	469	4791	1866		
	I+II	9/ponedjeljak	2	21	1241	18/srijeda	15	10075	22/nedjelja	15214	26/četvrtak	12877	991	9645	3633		
Decembar	I	1/utorak	2	10	819	24/četvrtak	15	4172	20/nedjelja	9909	24/četvrtak	6051	577	5166	1462		
	II	7/ponedjeljak	2	12	747	28/ponedjeljak	14	3535	20/nedjelja	8377	30/srijeda	5804	487	4883	1408		
	I+II	1/utorak	2	27	1419	30/srijeda	12	7707	20/nedjelja	17235	30/srijeda	11855	1064	10049	2870		
Godina	I	28.3./subota	2	0	821	14.8./petak	15	3047	1.1./četvrtak	11584	1.8./subota	6462	711	7408	6652	8037	
	II	28.3./subota	2	0	946	15.8./subota	16	3354	1.1./četvrtak	11276	15.8./subota	6522	625	7296	6813	8012	
	I+II	28.3./subota	2	0	1562	14.8./petak	15	6401	1.1./četvrtak	21590	15.8./subota	12984	1336	14704	13465	16050	

**BROJANJE VOZILA NA MREŽI PUTEVA U REPUBLICI SRPSKOJ – 2015. GODINA**  
**VEHICLE COUNTING ON THE ROAD NETWORK OF THE REPUBLIC OF SRPSKA – YEAR 2015**

**TRAFFIC PARAMETERS**

000015  
 Karuše / 2+530,00  
 M 17 / Doboj - granica / border RS (Karuše)

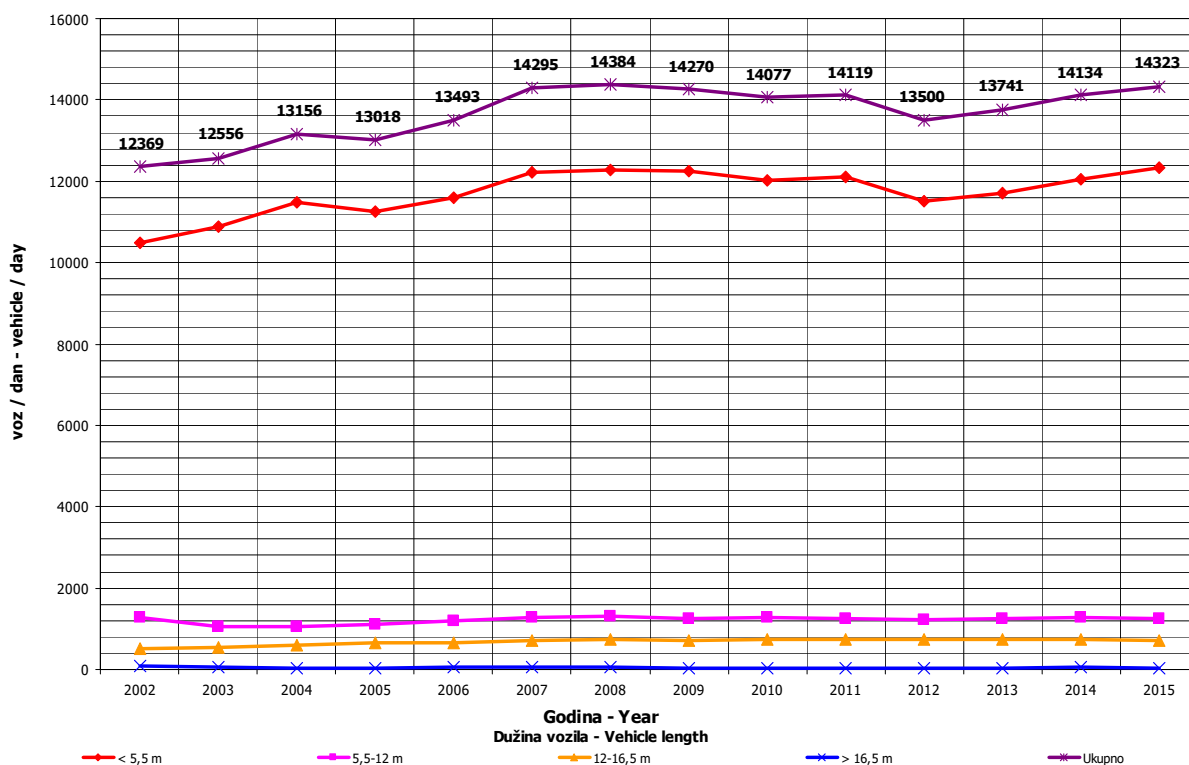
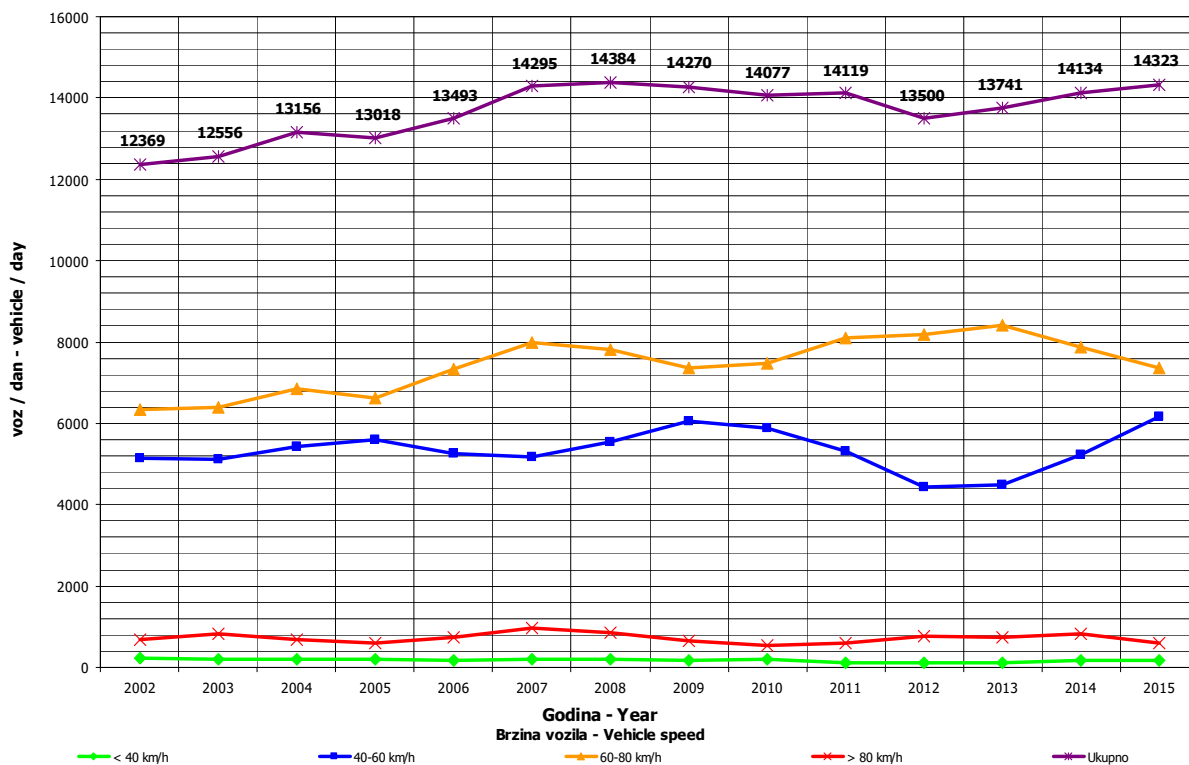
Automatic counter number  
 Location / Mileage [km+m]  
 Road number / Section

Month	Direction	minimum hour		maximum hour		veh/h	v/h/h	minimum day		maximum day		day time average (5-21 h)	night average (21-05 h)	working day average	weekend average	summer average
		date/day	hour	date/day	hour			date/day	veh/day	date/day	veh/day					
January	I	12/Monday	1	16/Friday	11	608	1/Thursday	3047	23/Friday	7042	5223	480	3195	2508		
	II	20/Tuesday	3	3/Saturday	12	874	1/Thursday	3354	3/Saturday	8307	5567	437	3207	2797		
	I+II	15/Thursday	1	3/Saturday	12	1442	1/Thursday	6401	3/Saturday	14993	10790	917	6402	5305		
February	I	2/Monday	2	6/Friday	15	602	15/Sunday	4081	13/Friday	7478	5614	497	4540	1572		
	II	5/Thursday	3	28/Saturday	12	639	15/Sunday	4557	13/Friday	7051	5636	437	4473	1600		
	I+II	20/Tuesday	3	7/Saturday	13	1162	15/Sunday	8638	13/Friday	14529	11250	934	9013	3172		
March	I	28/Saturday	2	7/Saturday	12	606	29/Sunday	5135	20/Friday	7544	5967	520	4742	1745		
	II	28/Saturday	2	7/Saturday	12	592	6/Friday	5260	13/Friday	7144	6020	468	4683	1806		
	I+II	28/Saturday	2	7/Saturday	12	1198	29/Sunday	10823	27/Friday	14632	11987	988	9425	3550		
April	I	7/Tuesday	2	10/Friday	11	783	19/Sunday	5451	10/Friday	11160	6968	755	5183	2540		
	II	28/Tuesday	2	13/Monday	15	886	5/Sunday	5992	13/Monday	10740	6910	646	5054	2502		
	I+II	23/Thursday	2	13/Monday	12	1512	19/Sunday	11693	10/Friday	19975	13878	1401	10237	5042		
May	I	11/Monday	2	8/Friday	12	617	10/Sunday	5820	29/Friday	8645	6480	796	4857	2419		
	II	20/Wednesday	2	3/Sunday	15	733	1/Friday	5040	3/Sunday	8810	6619	714	4828	2506		
	I+II	11/Monday	2	2/Saturday	11	1239	1/Friday	11057	29/Friday	16423	13099	1510	9684	4925		
June	I	3/Wednesday	2	5/Friday	12	609	7/Sunday	5139	12/Friday	8706	6641	810	5589	1863	7451	
	II	2/Tuesday	2	6/Saturday	12	672	21/Sunday	6017	1/Monday	8142	6715	695	5511	1899	7410	
	I+II	3/Wednesday	2	6/Saturday	12	1232	7/Sunday	11656	12/Friday	16526	13356	1505	11100	3762	14862	
July	I	1/Wednesday	2	31/Friday	14	746	5/Sunday	6028	18/Saturday	10634	7497	1063	6361	2198	8559	
	II	1/Wednesday	2	29/Wednesday	13	699	5/Sunday	6546	31/Friday	9623	7229	879	6084	2024	8109	
	I+II	1/Wednesday	2	31/Friday	12	1363	5/Sunday	12574	31/Friday	20202	14726	1942	12445	4222	16668	
August	I	25/Tuesday	2	14/Friday	15	821	23/Sunday	6264	1/Saturday	11584	7658	1108	5988	2778	8766	
	II	26/Wednesday	3	15/Saturday	16	946	30/Sunday	7176	15/Saturday	11276	8115	989	6146	2958	9104	
	I+II	25/Tuesday	2	14/Friday	15	1562	23/Sunday	13748	15/Saturday	21590	15773	2098	12134	5736	17870	
September	I	22/Tuesday	3	18/Friday	15	684	13/Sunday	5456	18/Friday	9078	6643	689	5527	1804	7331	
	II	3/Thursday	2	11/Friday	15	732	13/Sunday	6168	18/Friday	8158	6738	648	5519	1867	7386	
	I+II	29/Tuesday	3	11/Friday	15	1327	13/Sunday	11624	18/Friday	17236	13381	1337	11046	3671	14717	
October	I	20/Tuesday	2	31/Saturday	12	704	18/Sunday	5481	30/Friday	8899	6642	695	5337	2000		
	II	14/Wednesday	2	31/Saturday	13	709	18/Sunday	5998	16/Friday	8039	6649	612	5239	2021		
	I+II	14/Wednesday	2	31/Saturday	12	1370	18/Sunday	11479	31/Saturday	16724	13290	1307	10576	4021		
November	I	9/Monday	2	18/Wednesday	15	708	22/Sunday	4731	26/Thursday	7972	6099	522	4855	1767		
	II	24/Monday	3	2/Monday	16	653	22/Sunday	5544	2/Monday	7707	6188	469	4791	1866		
	I+II	9/Monday	2	18/Wednesday	15	1241	22/Sunday	10075	26/Thursday	15214	12287	991	9645	3633		
December	I	1/Tuesday	2	24/Thursday	15	819	20/Sunday	4172	24/Thursday	9909	6051	577	5166	1462		
	II	7/Monday	2	28/Monday	14	747	20/Sunday	3535	30/Wednesday	8377	5804	487	4883	1408		
	I+II	1/Tuesday	2	30/Wednesday	12	1419	20/Sunday	7707	30/Wednesday	17235	11855	1064	10049	2870		
Year	I	28.3./Saturday	2	14.8./Friday	15	821	1.1./Thursday	3047	1.1./Thursday	11584	6462	711	7408	6652	8037	
	II	28.3./Saturday	2	15.8./Saturday	16	946	1.1./Thursday	3354	15.8./Saturday	11276	6522	625	7296	6813	8012	
	I+II	28.3./Saturday	2	14.8./Friday	15	1562	1.1./Thursday	6401	15.8./Saturday	21590	12984	1336	14704	13465	16050	

## GODIŠNJA NERAVNOMJERNOST SAOBRAĆAJNOG TOKA TRAFFIC FLOW ANNUAL VARIATION

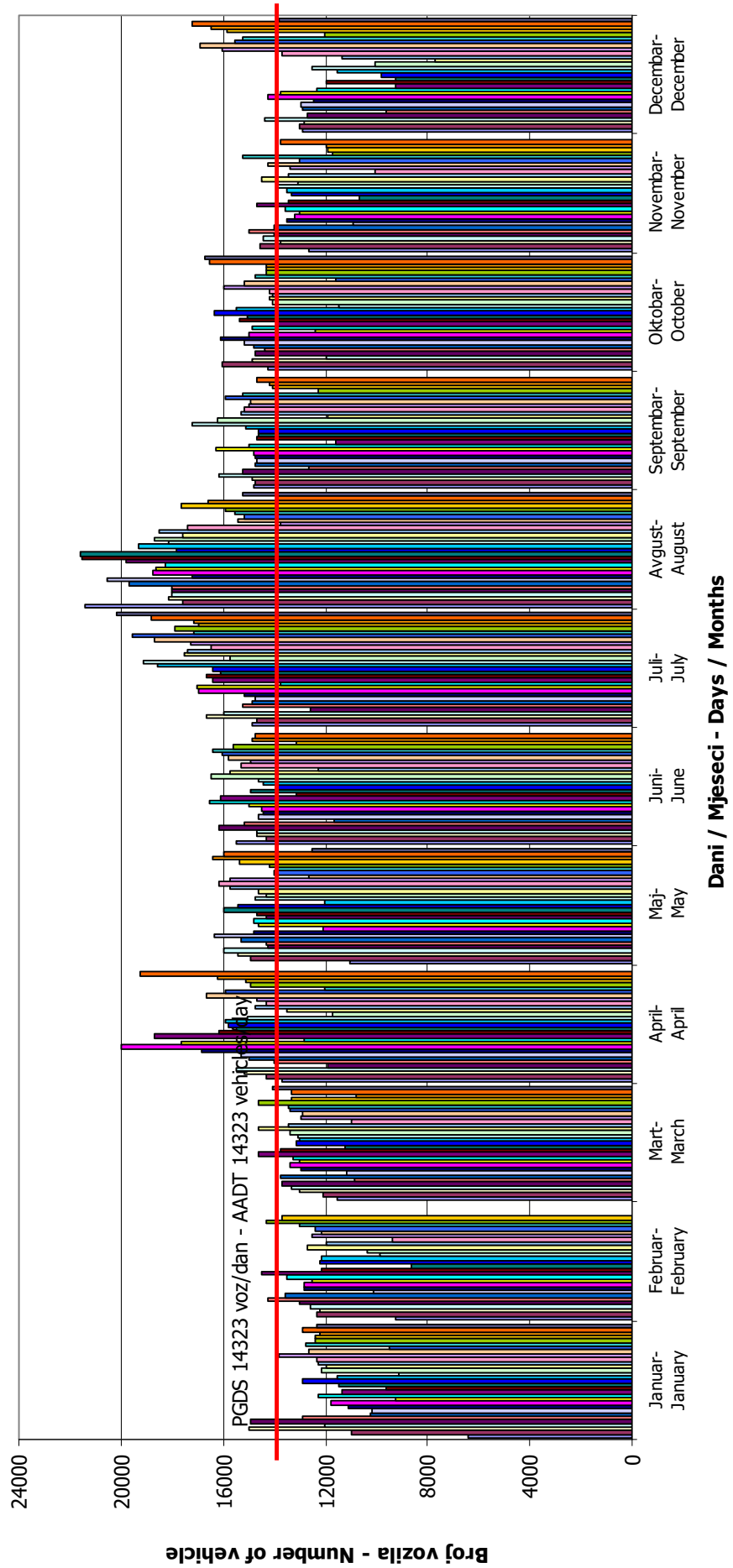
Automatski brojač broj - Automatic counter number  
 Lokalizet - Location / Stacionaža - Mileage [km+m]  
 Broj puta - Road number / Dionica - Section

000015  
 Karuše / 2+530,00  
 M 17 / Doboj - granica / border RS (Karuše)



**DNEVNA NERAVNOMJERNOST SAOBRAĆAJNOG TOKA**  
**TRAFFIC FLOW DAILY VARIATION**

Automatski brojač broj - Automatic counter number 000015  
 Lokalizet - Location / Stacionaža - Mileage [km+tm] Karuše / 2+530,00  
 Broj puta - Road number/ Dionica - Section M 17 / Doboј - granica / border RS (Karuše)



## VREMENSKA RASPODJELA SAOBRAĆAJNOG TOKA TRAFFIC FLOW TIME DISTRIBUTION

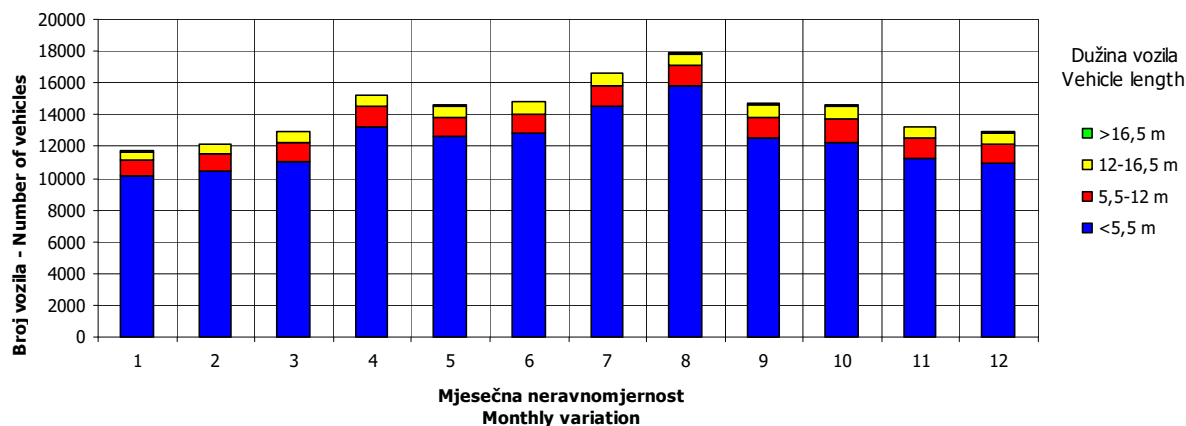
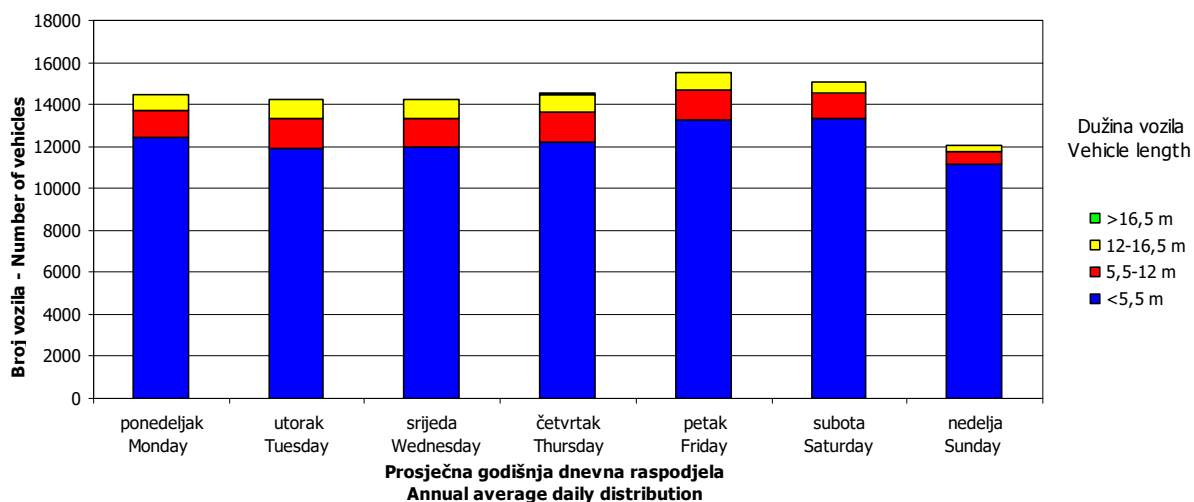
Automatski brojač broj - Automatic counter number  
 Lokalizet - Location / Stacionaža - Mileage [km+m]  
 Broj puta - Road number / Dionica - Section

000015  
 Karuše / 2+530,00  
 M 17 / Doboj - granica / border RS (Karuše)

**PGDS 14323 voz/dan    AADT 14323 veh/day**



15

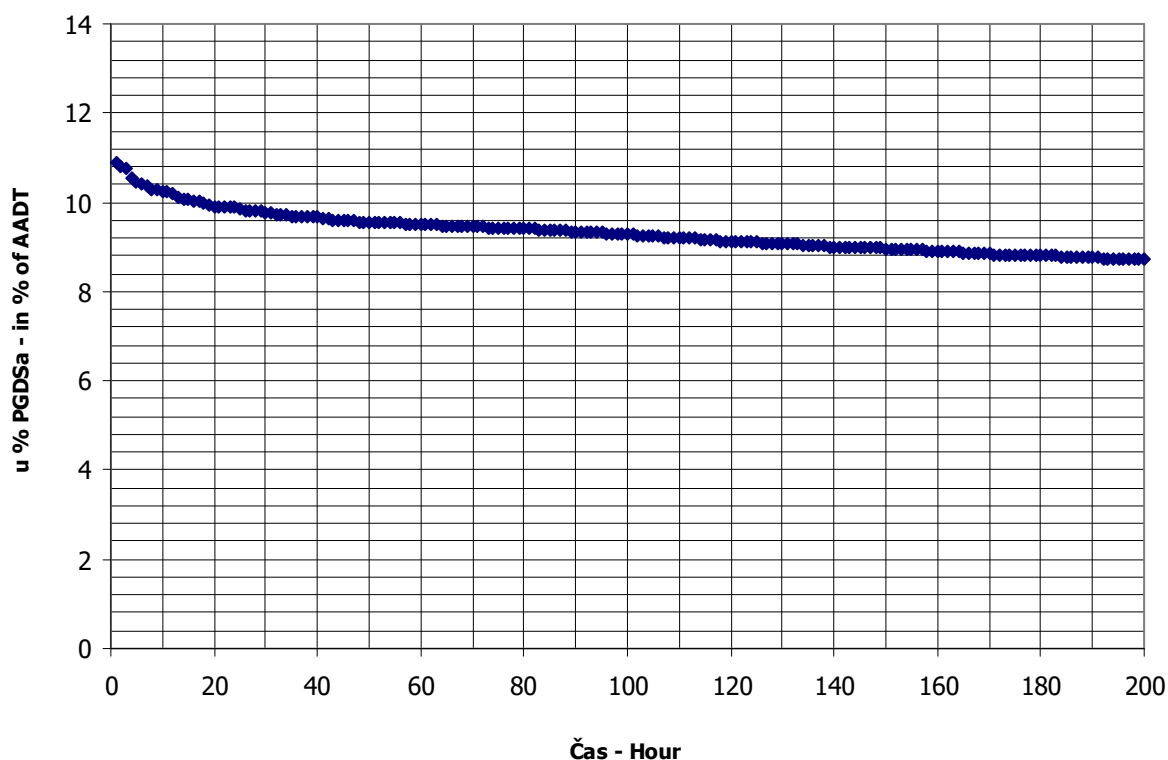




## SATNA DISTRIBUCIJA SAOBRAĆAJNOG TOKA TRAFFIC FLOW HOURLY DISTRIBUTION

Automatski brojač broj - Automatic counter number                   000015  
 Lokalizet - Location / Stacionaža - Mileage [km+m]                   Karuše / 2+530,00  
 Broj puta - Road number / Dionica - Section                            M 17 / Doboj - granica / border RS (Karuše)

<b>PGDS - AADT</b>	<b>14323 voz/dan - veh/day</b>							
Čas - Hour	Maksimalni vršni sat - Maximum peak hour	10	20	30	40	50	100	200
Sat u danu - Hour of day	15	11	10	12	11	13	11	12
Sat u godini - Hour in year	5415	5435	5410	5388	5483	5341	5579	8556
Dan - Day of week	petak - Friday	subota - Saturday	petak - Friday	četvrtak - Thursday	ponedeljak - Monday	utorak - Tuesday	petak - Friday	srijeda - Wednesday
Datum - Date	14	15	14	13	17	11	21	23
Mjesec - Month	avgust - August	avgust - August	avgust - August	avgust - August	avgust - August	avgust - August	avgust - August	decembar - December
Vrijednost - Value	1562	1466	1419	1397	1382	1369	1329	1247
% - percent	10.91	10.24	9.91	9.75	9.65	9.56	9.28	8.71



**AUTOMATSKI BROJAČ UNIŠTEN**  
**AUTOMATIC COUNTER DESTROYED**



**BROJANJE VOZILA NA MREŽI PUTEVA U REPUBLICI SRPSKOJ – 2015. GODINA**  
**VEHICLE COUNTING ON THE ROAD NETWORK OF THE REPUBLIC OF SRPSKA – YEAR 2015**

**MJESEČNI BROJ VOZILA**  
**MONTHLY NUMBER OF VEHICLES**

Automatski brojač broj - Automatic counter number  
 Lokalitet - Location / Stacionaža - Mileage [km+m]  
 Broj puta - Road number / Dionica - Section

000017  
 Podbrđe / 11+596,00  
 M 4 / Čelinac - Kotor Varoš

	Mjesec - Month											
	Januar- January	Februar- February	Mart- March	April- April	Maj- May	Jun- June	Jul- July	August- August	Septembar- September	Oktobar- October	Novembar- November	Decembar- December
1	1602	1918	2457	2696	2835	3276	3242	3849	3098	3056	3006	2672
2	2028	2298	2705	2752	3229	3068	2998	3640	3186	3439	3060	2729
3	2590	2426	2693	2930	3181	3166	3333	3785	3152	3149	2630	2773
4	2271	2476	2797	2807	3520	2992	3073	3756	3402	3088	2611	3153
5	2838	2474	2802	2583	3522	3473	2586	3750	3125	3240	2843	2735
6	1960	2676	3039	3028	3366	3135	3160	3648	2859	3047	3142	2304
7	1559	2516	2702	3221	3204	2737	3284	4073	3155	3040	2858	2671
8	2101	2103	2344	3109	3616	3235	3135	3542	2982	3239	2265	2639
9	2088	2451	2632	3316	2854	2875	3122	3649	2893	3332	2698	2730
10	2302	2405	2771	3957	2789	3134	3553	3720	3094	3140	2704	2691
11	1996	2308	2593	3732	3058	3480	3198	3722	3506	2546	2599	2856
12	2431	2672	2807	2969	3296	3570	2868	3749	2766	3084	2735	2700
13	2373	3023	2961	3852	2968	3344	3425	3997	2455	2697	3164	2328
14	1751	2695	2821	3057	2943	2986	3140	4925	2919	2960	2971	2642
15	2352	2254	2328	3147	3337	3318	3263	4912	3017	3068	2423	2439
16	2574	2325	2866	3561	3208	3021	3438	5193	2961	3373	2923	2822
17	2209	2361	2710	2371	2560	3152	3765	4075	2890	2989	2758	2896
18	1785	2394	2762	2669	3281	3254	3672	3668	3461	2438	2924	2838
19	2737	2394	2913	2252	3057	3435	3202	3774	3090	2941	2327	2815
20	2722	2752	3141	2572	3275	3117	3635	3441	2694	2931	3360	2511
21	2086	2502	2669	3343	3506	2570	3712	3577	3396	2891	2674	3212
22	2412	1983	2290	2918	3543	3210	3189	3257	3057	2968	2541	3333
23	2996	2482	2788	3034	3310	3026	3404	2717	3026	3214	3031	3709
24	2720	2502	2591	3262	2839	3558	3808	3175	3124	3129	2915	3551
25	2069	2533	2697	3200	3168	3465	3839	3140	3454	2590	2751	3545
26	2672	2570	2826	2702	3039	3485	3462	3356	3019	3154	2956	3211
27	2514	2914	3024	3124	2896	3324	3631	3412	2700	2963	3123	2767
28	2551	2703	2798	3139	3150	2878	3402	3680	3058	3142	2728	3794
29	2427		2363	3307	3569	3085	3412	3031	2841	3378	2481	3746
30	2566		2925	4137	3354	2994	3741	2801	2924	3430	2900	3172
31	2232		2648		2784		4009	3326		3655		2480
Ukupno- Total	71514	69110	84463	92747	98257	95363	104701	114340	91304	95311	84101	90464
Prosjek- Average	2307	2468	2725	3092	3170	3179	3377	3688	3043	3075	2803	2918
Godšnji prosjek (PGDS) - Annual average (AADT)												2991

**BROJANJE VOZILA NA MREŽI PUTEVA U REPUBLICI SRPSKOJ – 2015. GODINA**  
**VEHICLE COUNTING ON THE ROAD NETWORK OF THE REPUBLIC OF SRPSKA – YEAR 2015**

**STRUKTURA SAOBRAĆAJNOG TOKA**  
**TRAFFIC FLOW COMPOSITION**

Automatski brojač broj - Automatic counter number  
 Lokalitet - Location / Stacionaža - Mileage [km+m]  
 Broj puta - Road number / Dionica - Section

000017  
 Podbrđe / 11+596,00  
 M 4 / Čelinac - Kotor Varoš

Mjesec - Month	Smjer - Direction	Dužina vozila - Vehicle length								Ukupno - Total
		< 5,5 m	(%)	5,5 - 12 m	(%)	12 - 16,5 m	(%)	< 16,5 m	(%)	
Januar - January	I	31483	87.5	3743	10.4	683	1.9	87	0.2	35996
	II	31715	89.3	3063	8.6	729	2.1	12	0.0	35518
	ukupno - total	63229	88.4	6775	9.5	1415	2.0	95	0.1	71514
Februar - February	I	30554	87.5	3632	10.4	663	1.9	84	0.2	34933
	II	30517	89.3	2947	8.6	702	2.1	11	0.0	34177
	ukupno - total	61104	88.4	6548	9.5	1367	2.0	91	0.1	69110
Mart - March	I	37168	87.5	4419	10.4	806	1.9	102	0.2	42496
	II	37473	89.3	3619	8.6	862	2.1	14	0.0	41967
	ukupno - total	74678	88.4	8002	9.5	1671	2.0	112	0.1	84463
April - April	I	41342	87.5	4915	10.4	897	1.9	114	0.2	47267
	II	40609	89.3	3922	8.6	934	2.1	15	0.0	45480
	ukupno - total	82002	88.4	8787	9.5	1835	2.0	123	0.1	92747
Maj - May	I	43227	87.5	5139	10.4	938	1.9	119	0.2	49423
	II	43604	89.3	4211	8.6	1003	2.1	16	0.0	48834
	ukupno - total	86874	88.4	9309	9.5	1944	2.0	130	0.1	98257
Juni - June	I	41991	87.5	4992	10.4	911	1.9	116	0.2	48010
	II	42282	89.3	4083	8.6	972	2.1	15	0.0	47353
	ukupno - total	84315	88.4	9035	9.5	1887	2.0	126	0.1	95363
Juli - July	I	46793	87.5	5563	10.4	1015	1.9	129	0.2	53501
	II	45718	89.3	4415	8.6	1051	2.1	17	0.0	51200
	ukupno - total	92571	88.4	9919	9.5	2072	2.0	138	0.1	104701
Avgust - August	I	50222	87.5	5971	10.4	1090	1.9	138	0.2	57420
	II	50824	89.3	4908	8.6	1169	2.1	18	0.0	56920
	ukupno - total	101094	88.4	10833	9.5	2262	2.0	151	0.1	114340
Septembar - September	I	40301	87.5	4791	10.4	874	1.9	111	0.2	46077
	II	40384	89.3	3900	8.6	929	2.1	15	0.0	45227
	ukupno - total	80726	88.4	8650	9.5	1807	2.0	121	0.1	91304
Oktobar - October	I	42440	87.5	5046	10.4	921	1.9	117	0.2	48524
	II	41777	89.3	4034	8.6	961	2.1	15	0.0	46787
	ukupno - total	84269	88.4	9030	9.5	1886	2.0	126	0.1	95311
Novembar - November	I	36911	87.5	4388	10.4	801	1.9	102	0.2	42202
	II	37412	89.3	3613	8.6	860	2.1	14	0.0	41899
	ukupno - total	74358	88.4	7968	9.5	1664	2.0	111	0.1	84101
Decembar - December	I	40576	87.5	4824	10.4	880	1.9	112	0.2	46392
	II	39353	89.3	3800	8.6	905	2.1	14	0.0	44072
	ukupno - total	79984	88.4	8571	9.5	1790	2.0	120	0.1	90464
Ukupno (godišnje) - Total (annual)	I	483008	87.5	57424	10.4	10479	1.9	1329	0.2	552240
	II	481669	89.3	46515	8.6	11076	2.1	175	0.0	539435
	ukupno - total	965204	88.4	103426	9.5	21600	2.0	1444	0.1	1091675
Prosjeak (PGDS) - Average (AADT)	I	1323	85.9	157	11.1	29	2.7	4	0.3	1513
	II	1320	86.6	127	10.4	30	3.0	0	0.0	1478
	ukupno - total	2644	88.4	283	9.5	59	2.0	4	0.1	2991

**BRONANJE VOZILA NA MREŽI PUTEVA U REPUBLICI SRPSKOJ – 2015. GODINA**  
**VEHICLE COUNTING ON THE ROAD NETWORK OF THE REPUBLIC OF SRPSKA – YEAR 2015**

**SAOBRAĆAJNI POKAZATELJI**

000017  
 Podbrđe / 11+596,00  
 M 4 / Čelinac - Kotor Varoš

Automatski brojač broj  
 Lokalizet / Stacionaža [km+m]  
 Broj puta / Dionica

Mjesec	Smjer	minimalni čas			maksimalni čas			minimalni dan		maksimalni dan		dnevni prosjek (05-21 h)	noćni prosjek (21-05 h)	prosjek radnim danom	prosjek vikendom	ljetni prosjek
		datum/dan	čas	voz/h	datum/dan	čas	voz/h	datum/dan	voz/dan							
Januar	I	15/četvrtak	1	0	11	174	682	7/srijeda	23/petak	1566	1044	117	674	486		
	II	19/ponedjeljak	2	0	7	134	754	21/srijeda	23/petak	1430	1042	105	627	519		
	I+II	21/srijeda	2	2	11	269	1559	7/srijeda	23/petak	2996	2086	221	1302	1005		
Februar	I	2/ponedjeljak	1	0	14	157	890	22/medija	13/petak	1600	1136	111	918	329		
	II	4/srijeda	3	0	7	126	1008	1/medija	13/petak	1423	1119	103	883	338		
	I+II	11/srijeda	3	1	12	242	1918	1/medija	13/petak	3023	2255	213	1801	667		
Mart	I	7/subota	3	0	12	145	1054	22/medija	20/petak	1678	1257	114	1010	361		
	II	25/srijeda	2	0	6	145	1236	22/medija	30/ponedjeljak	1512	1256	98	980	374		
	I+II	11/srijeda	2	0	11	242	2290	22/medija	20/petak	3141	2513	212	1990	735		
April	I	29/srijeda	3	0	17	188	1030	19/medija	30/četvrtak	2329	1415	160	1088	518		
	II	8/srijeda	2	0	12	197	1104	17/petak	13/ponedjeljak	2208	1387	129	1010	507		
	I+II	22/srijeda	2	2	17	314	2252	19/medija	30/četvrtak	4137	2802	290	2067	1024		
Maj	I	6/srijeda	3	1	18	175	1191	17/medija	29/petak	1925	1408	187	1071	524		
	II	19/utorak	2	0	7	163	1243	1/petak	3/medija	1866	1415	160	1036	539		
	I+II	1/ponedjeljak	3	1	11	292	2560	17/medija	8/petak	3616	2823	347	2107	1063		
Juni	I	2/utorak	2	0	16	175	1182	21/medija	12/petak	1875	1424	176	1207	393	1600	
	II	18/utorak	2	0	7	170	1388	21/medija	25/četvrtak	1707	1421	157	1169	410	1578	
	I+II	17/četvrtak	2	1	16	286	2570	21/medija	12/petak	3570	2845	334	2376	803	3179	
Juli	I	1/srijeda	3	2	16	183	1230	5/medija	31/petak	2190	1507	218	1303	422	1725	
	II	7/utorak	2	1	18	186	1356	5/medija	20/ponedjeljak	1867	1467	185	1239	413	1652	
	I+II	18/utorak	2	4	18	322	2586	5/medija	31/petak	4009	2975	403	2542	835	3377	
Avgust	I	26/srijeda	2	1	14	217	1194	23/medija	14/petak	2811	1622	230	1280	572	1852	
	II	18/utorak	2	1	16	260	1485	29/subota	16/medija	3053	1632	205	1228	608	1836	
	I+II	17/četvrtak	2	5	16	369	2717	23/medija	16/medija	5193	3254	434	2508	1180	3688	
Septembar	I	9/srijeda	3	0	18	185	1099	13/medija	11/petak	1883	1389	147	1162	374	1536	
	II	27/utorak	3	0	15	159	1318	12/subota	21/ponedjeljak	1784	1388	120	1124	383	1508	
	I+II	17/četvrtak	2	3	15	273	2455	13/medija	11/petak	3506	2777	267	2287	757	3043	
Oktobar	I	20/utorak	3	0	8	171	1106	18/medija	31/subota	1921	1407	159	1135	431		
	II	4/srijeda	2	1	13	293	1332	18/medija	31/subota	1734	1389	120	1078	432		
	I+II	15.1./četvrtak	2	3	16	150	2438	18/medija	31/subota	3655	2795	279	2212	862		
Novembar	I	2/subota	2	0	16	181	1006	19/četvrtak	20/petak	1784	1284	122	1023	383		
	II	11/srijeda	2	1	16	275	1152	8/medija	1/medija	1692	1295	103	983	415		
	I+II	29/utorak	2	2	13	178	2265	6/medija	20/petak	3360	2579	225	2005	798		
Decembar	I	4/petak	2	0	12	169	1077	15/utorak	23/srijeda	2079	1355	142	1150	347		
	II	2/srijeda	2	0	12	327	1125	6/medija	28/ponedjeljak	1863	1306	115	1079	342		
	I+II	19.1./ponedjeljak	1	0	14	217	2304	6/medija	28/ponedjeljak	3794	2661	258	2229	689		
Godina	I	15.1./četvrtak	1	0	16	260	682	7.1./srijeda	14.8./petak	2811	1356	157	1570	1386	1680	
	II	25.3./srijeda	2	0	16	369	754	21.1./srijeda	16.8./medija	3053	1344	134	1502	1424	1645	
	I+II		2	0	16	369	1559	7.1./srijeda	16.8./medija	5193	2700	291	3072	2811	3325	

**BROJANJE VOZILA NA MREŽI PUTEVA U REPUBLICI SRPSKOJ – 2015. GODINA**  
**VEHICLE COUNTING ON THE ROAD NETWORK OF THE REPUBLIC OF SRPSKA – YEAR 2015**

**TRAFFIC PARAMETERS**

Automatic counter number  
 Location / Mileage [km +m]  
 Road number / Section

000017

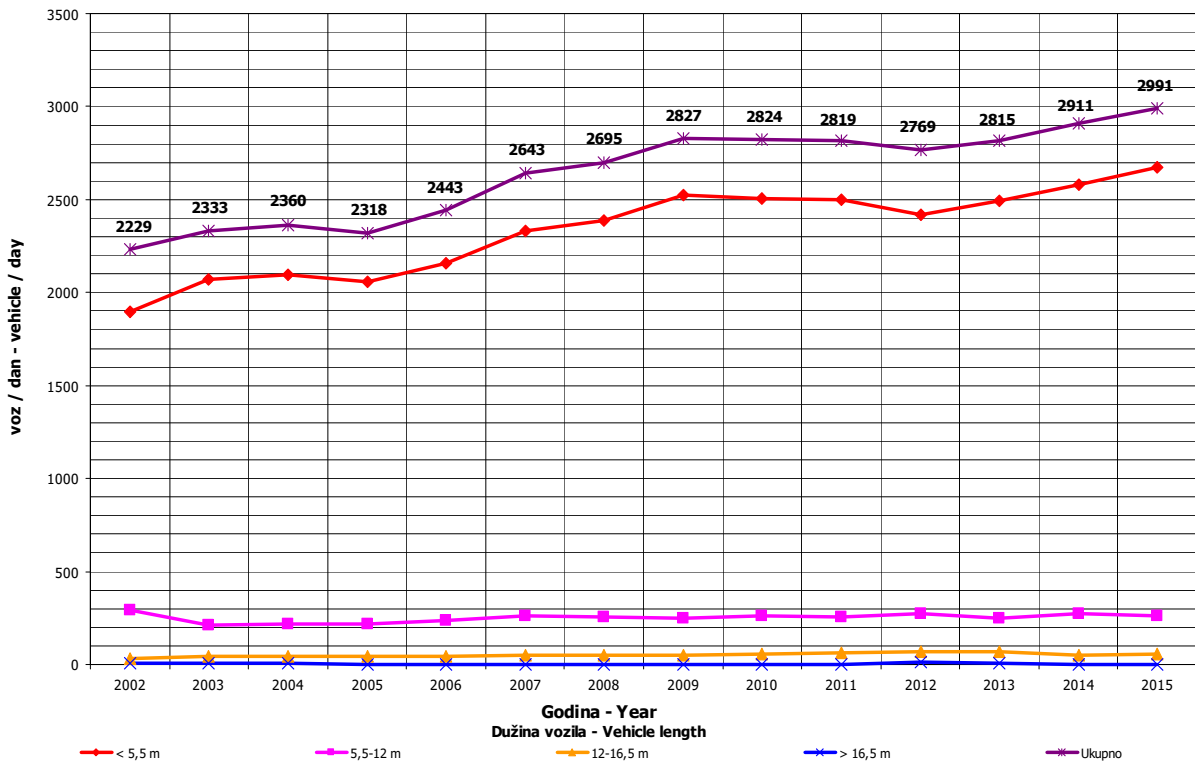
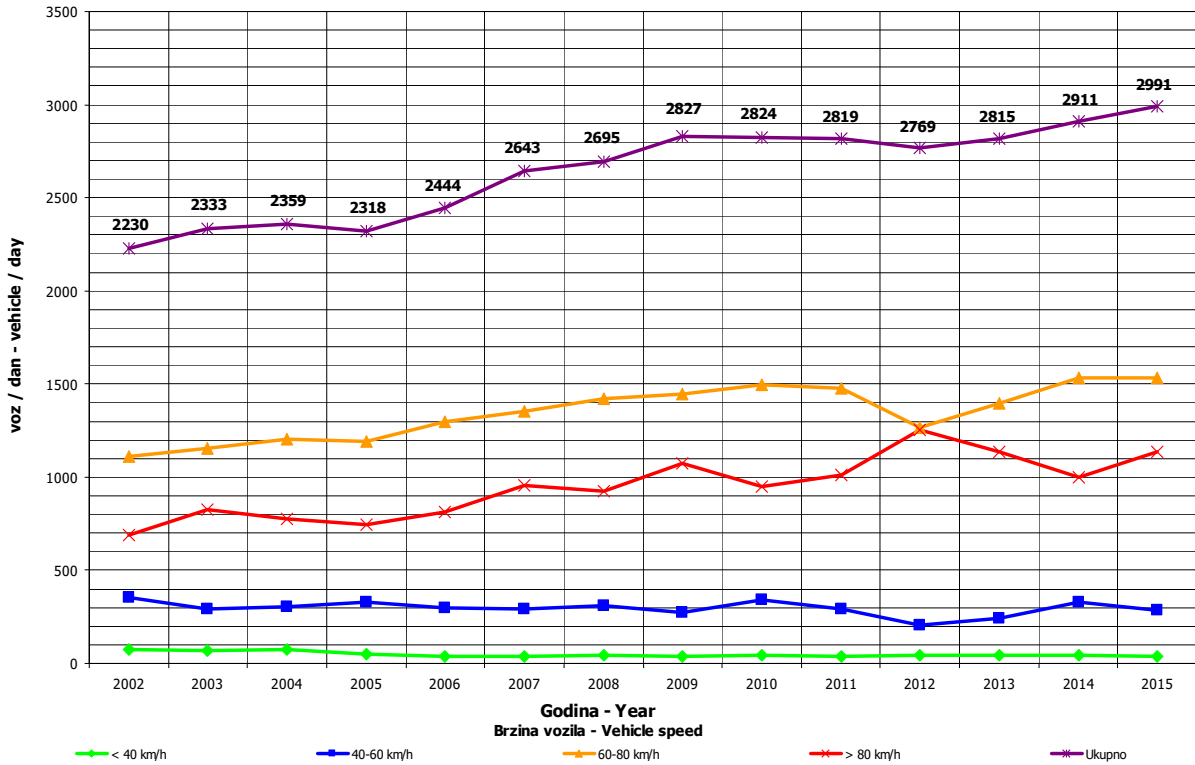
Podbrđe / 11+596,00  
 M 4 / Čelinac - Kotor Varoš

Month	Direction	minimum hour		maximum hour		veh/h	minimum day		maximum day		day time average (5-21 h)	night average (21-05 h)	working day average	weekend average	summer average
		date/day	hour	date/day	hour		date/day	veh/day	date/day	veh/day					
January	I	15/Thursday	1	20/Tuesday	11	174	7/Wednesday	682	23/Friday	1566	1044	117	674	486	
	II	19/Monday	2	26/Monday	7	134	21/Wednesday	754	23/Friday	1430	1042	105	627	519	
	I+II	21/Wednesday	2	20/Tuesday	11	269	7/Wednesday	1559	23/Friday	2996	2086	221	1302	1005	
February	I	2/Monday	1	7/Saturday	14	157	22/Sunday	890	13/Friday	1600	1136	111	918	329	
	II	4/Wednesday	3	23/Monday	7	126	1/Sunday	1008	13/Friday	1423	1119	103	883	338	
	I+II	4/Wednesday	3	13/Friday	12	242	1/Sunday	1918	13/Friday	3023	2255	213	1801	667	
March	I	11/Wednesday	1	21/Saturday	12	145	22/Sunday	1054	20/Friday	1678	1257	114	1010	361	
	II	7/Saturday	3	23/Monday	6	145	22/Sunday	1236	30/Monday	1512	1256	98	980	374	
	I+II	25/Wednesday	2	10/Tuesday	11	242	22/Sunday	2290	20/Friday	3141	2513	212	1990	735	
April	I	29/Wednesday	3	30/Thursday	17	188	19/Sunday	1030	30/Thursday	2329	1415	160	1088	518	
	II	8/Wednesday	2	13/Monday	12	197	17/Friday	1104	13/Monday	2208	1387	129	1010	507	
	I+II	22/Wednesday	2	30/Thursday	17	314	19/Sunday	2252	30/Thursday	4137	2802	290	2067	1024	
May	I	6/Wednesday	3	5/Tuesday	18	175	17/Sunday	1191	29/Friday	1925	1408	187	1071	524	
	II	20/Wednesday	2	18/Monday	7	163	1/Friday	1243	3/Sunday	1866	1415	160	1036	539	
	I+II	19/Thursday	1	6/Wednesday	11	292	17/Sunday	2560	8/Friday	3616	2823	347	2107	1063	
June	I	1/Monday	3	24/Wednesday	16	175	21/Sunday	1182	12/Friday	1875	1424	176	1207	393	1600
	II	2/Tuesday	2	1/Monday	7	170	21/Sunday	1388	25/Thursday	1707	1421	157	1169	410	1578
	I+II	2/Tuesday	2	24/Wednesday	16	286	21/Sunday	2570	12/Friday	3570	2845	334	2376	803	3179
July	I	1/Wednesday	3	25/Saturday	16	183	5/Sunday	1230	31/Friday	2190	1507	218	1303	422	1725
	II	7/Tuesday	2	31/Friday	18	186	5/Sunday	1356	20/Monday	1867	1467	185	1239	413	1652
	I+II	7/Tuesday	2	31/Friday	18	322	5/Sunday	2586	31/Friday	4009	2975	403	2542	835	3377
August	I	18/Tuesday	2	15/Saturday	14	217	23/Sunday	1194	14/Friday	2811	1622	230	1280	572	1852
	II	26/Wednesday	2	16/Sunday	16	260	29/Saturday	1485	16/Sunday	3053	1632	205	1228	608	1836
	I+II	18/Tuesday	2	16/Sunday	16	369	23/Sunday	2717	16/Sunday	5193	3254	434	2508	1180	3688
September	I	17/Thursday	3	11/Friday	18	185	13/Sunday	1099	11/Friday	1883	1389	147	1162	374	1536
	II	9/Wednesday	3	21/Monday	15	159	12/Saturday	1318	21/Monday	1784	1388	120	1124	383	1508
	I+II	9/Wednesday	2	21/Monday	15	273	13/Sunday	2455	11/Friday	3506	2777	267	2287	757	3043
October	I	27/Tuesday	3	30/Friday	18	171	18/Sunday	1106	31/Saturday	1921	1407	159	1135	431	
	II	6/Tuesday	1	5/Monday	7	167	18/Sunday	1332	31/Saturday	1734	1389	120	1078	432	
	I+II	20/Tuesday	2	31/Saturday	13	293	18/Sunday	2438	31/Saturday	3655	2795	279	2212	862	
November	I	3/Tuesday	2	20/Friday	16	150	8/Sunday	1006	20/Friday	1784	1284	122	1023	383	
	II	4/Wednesday	2	1/Sunday	16	181	19/Thursday	1152	1/Sunday	1692	1295	103	983	415	
	I+II	4/Wednesday	2	1/Sunday	16	275	8/Sunday	2265	20/Friday	3360	2579	225	2005	798	
December	I	2/Wednesday	2	28/Monday	13	178	6/Sunday	1077	23/Wednesday	2079	1355	142	1150	347	
	II	4/Friday	2	29/Tuesday	12	169	15/Tuesday	1125	28/Monday	1863	1306	115	1079	342	
	I+II	2/Wednesday	2	29/Tuesday	12	327	6/Sunday	2304	28/Monday	3794	2661	258	2229	689	
Year	I	15.1/Thursday	1	15.8/Saturday	14	217	7.1/Wednesday	682	14.8/Friday	2811	1356	157	1570	1386	1680
	II	19.1/Monday	2	16.8/Sunday	16	260	21.1/Wednesday	754	16.8/Sunday	3053	1344	134	1502	1424	1645
	I+II	25.3/Wednesday	2	16.8/Sunday	16	369	7.1/Wednesday	1559	16.8/Sunday	5193	2700	291	3072	2811	3325

**GODIŠNJA NERAVNOMJERNOST SAOBRAĆAJNOG TOKA**  
**TRAFFIC FLOW ANNUAL VARIATION**

Automatski brojač broj - Automatic counter number  
 Lokalitet - Location / Stacionaža - Mileage [km+m]  
 Broj puta - Road number / Dionica - Section

000017  
 Podbrđe / 11+596,00  
 M 4 / Čelinac - Kotor Varoš

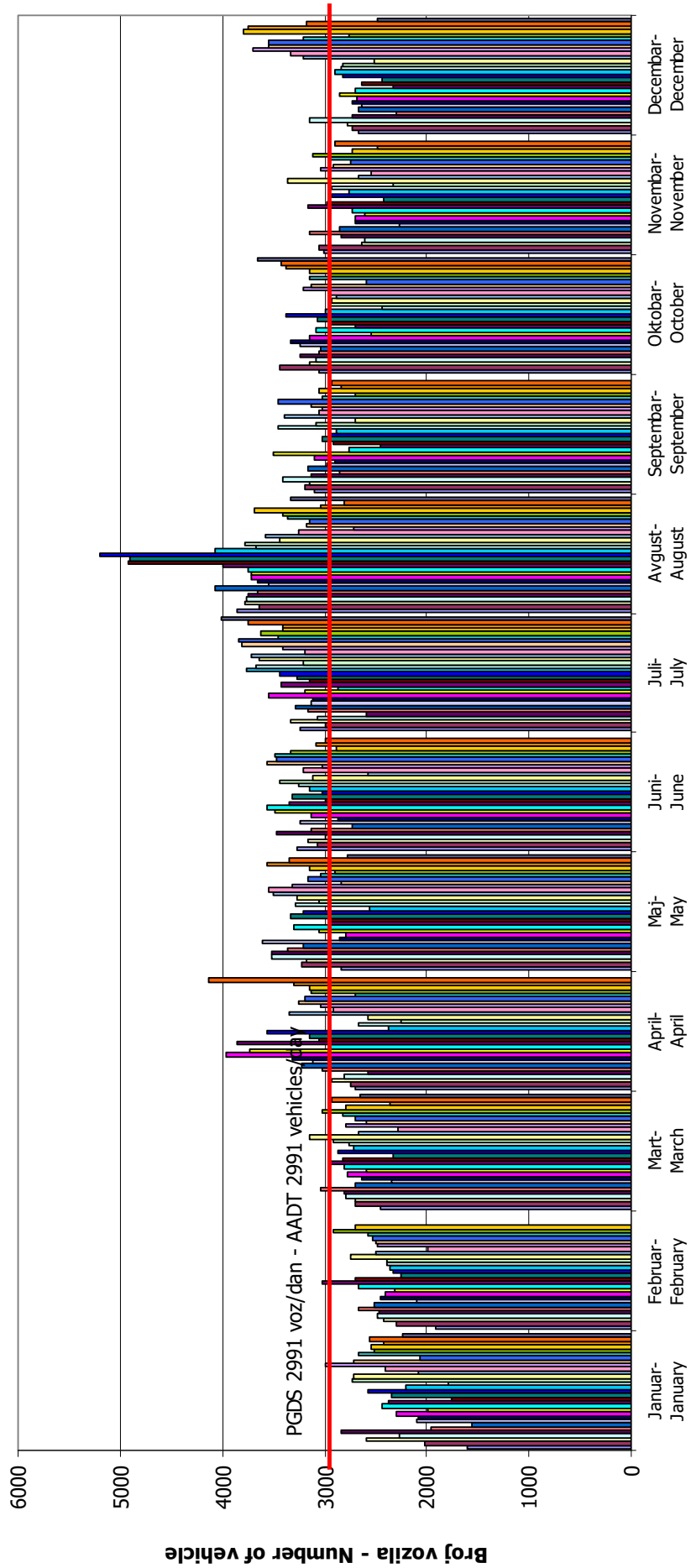




**DNEVNA NERAVNOMJERNOST SAOBRAĆAJNOG TOKA  
 TRAFFIC FLOW DAILY VARIATION**

Automatski brojač broj - Automatic counter number  
 Lokalizet - Location / Stacionaža - Mileage [km+tm]  
 Broj puta - Road number/ Dionica - Section

000017  
 Podbrđe / 11+596,00  
 M 4 / Čelinac - Kotor Varoš

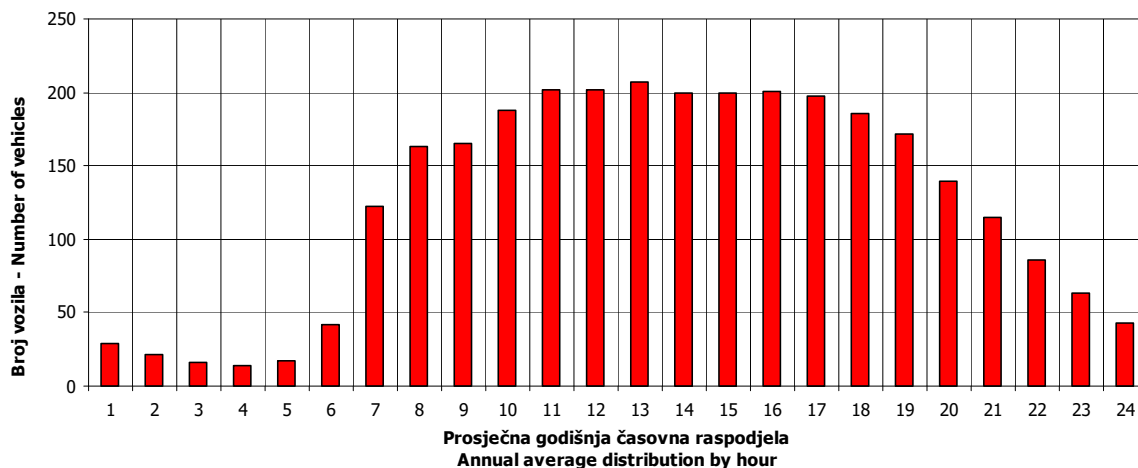


## VREMENSKA RASPODJELA SAOBRAĆAJNOG TOKA TRAFFIC FLOW TIME DISTRIBUTION

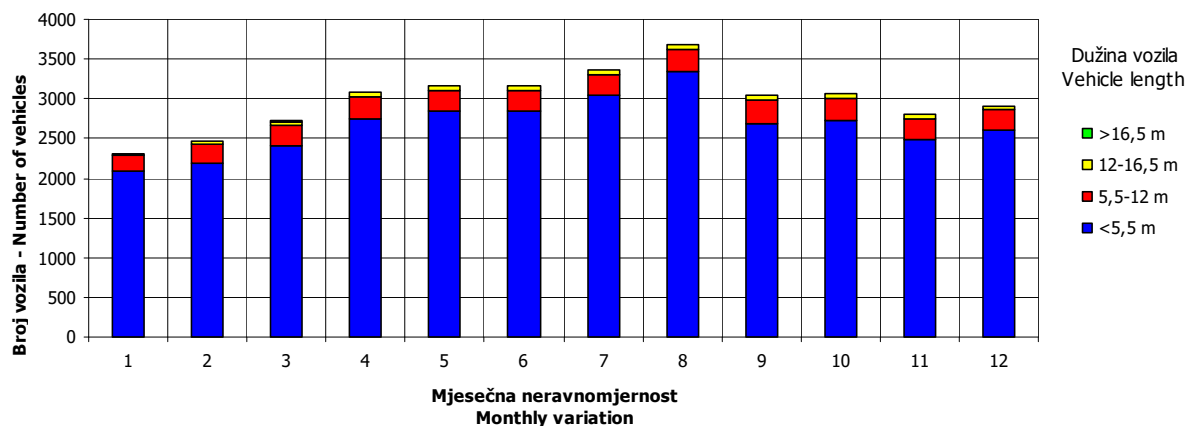
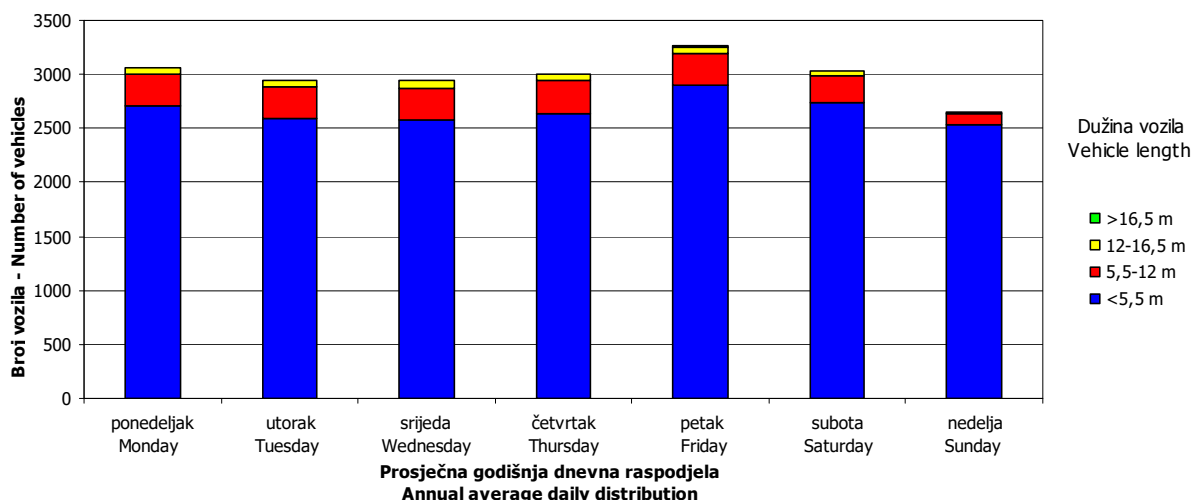
Automatski brojač broj - Automatic counter number  
 Lokalizet - Location / Stacionaža - Mileage [km+m]  
 Broj puta - Road number / Dionica - Section

000017  
 Podbrđe / 11+596,00  
 M 4 / Čelinac - Kotor Varoš

**PGDS 2991 voz/dan      AADT 2991 veh/day**



17

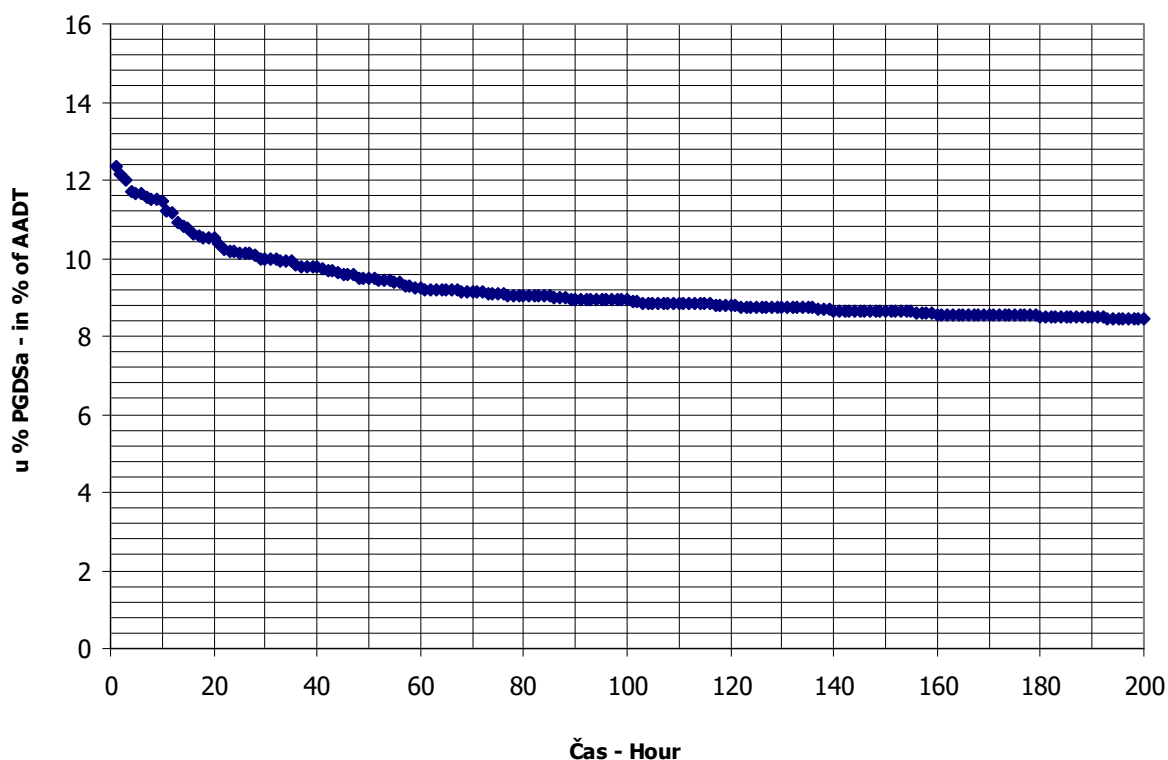


## SATNA DISTRIBUCIJA SAOBRAĆAJNOG TOKA TRAFFIC FLOW HOURLY DISTRIBUTION

Automatski brojač broj - Automatic counter number  
 Lokalitet - Location / Stacionaža - Mileage [km+m]  
 Broj puta - Road number / Dionica - Section

000017  
 Podbrđe / 11+596,00  
 M 4 / Čelinac - Kotor Varoš

PGDS - AADT	2991 voz/dan - veh/day							
	Maksimalni vršni sat - Maximum peak hour	10	20	30	40	50	100	200
Čas - Hour								
Sat u danu - Hour of day	16	19	10	20	12	13	13	16
Sat u godini - Hour in year	5464	5467	5410	5468	5436	8557	5245	5176
Dan - Day of week	nedelja - Sunday	nedelja - Sunday	petak - Friday	nedelja - Sunday	subota - Saturday	srijeda - Wednesday	petak - Friday	utorak - Tuesday
Datum - Date	16	16	14	16	15	23	7	4
Mjesec - Month	avgust - August	avgust - August	avgust - August	avgust - August	avgust - August	decembar - December	avgust - August	avgust - August
Vrijednost - Value	369	336	310	298	291	283	266	252
% - percent	12.34	11.23	10.36	9.96	9.73	9.46	8.89	8.43



**BROJANJE VOZILA NA MREŽI PUTEVA U REPUBLICI SRPSKOJ – 2015. GODINA**  
**VEHICLE COUNTING ON THE ROAD NETWORK OF THE REPUBLIC OF SRPSKA – YEAR 2015**

**MJESEČNI BROJ VOZILA**  
**MONTHLY NUMBER OF VEHICLES**

Automatski brojač broj - Automatic counter number  
 Lokalitet - Location / Stacionaža - Mileage [km+m]  
 Broj puta - Road number / Dionica - Section

000018  
 Karanovac / 1+197,00  
 M 16 / Karanovac - Cma Rijeka

	Mjesec - Month											
	Januar- January	Februar- February	Mart- March	April- April	Maj- May	Jun- June	Jul- July	August- August	Septembar- September	Oktober- October	Novembar- November	Decembar- December
1	1515	2307	3645	2890	5591	3380	3572	7598	3527	3389	4154	2714
2	2089	2334	2554	2829	4696	2932	3479	8298	3583	3728	3225	2643
3	2792	2399	2425	3280	5219	3278	4124	4943	4080	3567	2737	2877
4	3037	2578	2709	3432	4060	3096	4301	4659	4357	4428	2611	3391
5	3423	2745	2619	4131	3701	3813	5557	4306	3838	3209	2948	3153
6	2763	3009	3108	2942	4252	4090	3737	4319	5031	3112	3371	2898
7	1928	2600	2677	3460	4038	4922	3625	5447	3441	3344	3400	2780
8	2267	2840	3012	3275	4481	3723	3332	6646	3318	3531	3449	2682
9	2765	2510	2725	3726	4450	3945	3576	7307	3137	3869	2781	2791
10	2466	2528	2591	4683	5025	3590	4327	5129	3368	3971	2914	2705
11	2294	2408	2794	4361	3936	4445	4665	4445	4117	3559	2916	3021
12	2394	2628	2766	4872	4286	4394	5983	4814	3831	3040	3062	2689
13	2350	2794	3055	4629	3839	4584	3996	4919	3850	2948	3540	2549
14	1699	2494	3158	3888	4021	2841	3901	5553	3115	3380	3287	2590
15	2058	2450	3601	3538	4412	3750	4227	5995	3185	3115	3490	1889
16	2354	2399	2738	4106	4766	3745	4404	7584	3196	3564	2950	2087
17	2276	2383	2862	3641	3428	3525	5271	4935	3338	3308	2943	2491
18	2164	1720	2877	3520	3318	3809	5444	4599	3932	3216	3051	3070
19	2801	1903	2927	3770	3471	4587	6472	4990	3999	2856	2836	2284
20	2964	2586	3279	3413	3813	4038	4504	4734	4593	3037	3745	2168
21	2454	2363	2928	3332	4458	3888	4559	5289	3748	3092	3144	2174
22	2521	2241	3227	3184	2713	3502	4275	5486	3339	3056	3524	2588
23	2715	2236	2745	3305	1975	3748	4616	5176	3323	3747	3158	3605
24	2336	2441	2691	3445	6094	5092	5608	3846	3565	3566	2979	3966
25	2284	2606	2550	4305	3700	3803	6106	3615	4048	3705	2940	3081
26	2491	2134	2687	3625	3627	4086	7073	3756	3634	3531	3160	3081
27	2524	2928	3289	3574	3197	4135	4764	4334	4665	3335	3341	3128
28	2606	3123	3233	3345	3591	5101	4521	5404	3343	2952	2862	3407
29	2853		3285	3503	4020	3443	4476	4616	2883	3299	3627	3355
30	2740		2972	4737	4070	3617	5354	5167	3202	3802	2981	3602
31	2327		2841		4309		6255	3871		3937		2989
Ukupno- Total	76250	69687	90570	110741	126557	116902	146104	161780	110586	106193	95126	88448
Prosjek- Average	2460	2489	2922	3691	4082	3897	4713	5219	3686	3426	3171	2853
Godšnji prosjek (PGDS) - Annual average (AADT)												3557

**BROJANJE VOZILA NA MREŽI PUTEVA U REPUBLICI SRPSKOJ – 2015. GODINA**  
**VEHICLE COUNTING ON THE ROAD NETWORK OF THE REPUBLIC OF SRPSKA – YEAR 2015**

**STRUKTURA SAOBRAĆAJNOG TOKA**  
**TRAFFIC FLOW COMPOSITION**

Automatski brojač broj - Automatic counter number 000018  
 Lokalizet - Location / Stacionaža - Mileage [km+m] Karanovac / 1+197,00  
 Broj puta - Road number / Dionica - Section M 16 / Karanovac - Crna Rijeka

Mjesec - Month	Smjer - Direction	Dužina vozila - Vehicle length								Ukupno - Total
		< 5,5 m	(%)	5,5 - 12 m	(%)	12 - 16,5 m	(%)	< 16,5 m	(%)	
Januar - January	I	31731	87.5	3772	10.4	688	1.9	87	0.2	36280
	II	35690	89.3	3447	8.6	821	2.1	13	0.0	39970
	ukupno - total	67416	88.4	7224	9.5	1509	2.0	101	0.1	76250
Februar - February	I	30171	87.5	3587	10.4	655	1.9	83	0.2	34495
	II	31423	89.3	3035	8.6	723	2.1	11	0.0	35192
	ukupno - total	61614	88.4	6602	9.5	1379	2.0	92	0.1	69687
Mart - March	I	38843	87.5	4618	10.4	843	1.9	107	0.2	44410
	II	41217	89.3	3980	8.6	948	2.1	15	0.0	46160
	ukupno - total	80077	88.4	8581	9.5	1792	2.0	120	0.1	90570
April - April	I	49030	87.5	5829	10.4	1064	1.9	135	0.2	56058
	II	48827	89.3	4715	8.6	1123	2.1	18	0.0	54683
	ukupno - total	97912	88.4	10492	9.5	2191	2.0	146	0.1	110741
Maj - May	I	54611	87.5	6493	10.4	1185	1.9	150	0.2	62439
	II	57252	89.3	5529	8.6	1317	2.1	21	0.0	64118
	ukupno - total	111895	88.4	11990	9.5	2504	2.0	167	0.1	126557
Juni - June	I	51543	87.5	6128	10.4	1118	1.9	142	0.2	58930
	II	51764	89.3	4999	8.6	1190	2.1	19	0.0	57972
	ukupno - total	103359	88.4	11075	9.5	2313	2.0	155	0.1	116902
Juli - July	I	66039	87.5	7851	10.4	1433	1.9	182	0.2	75504
	II	63039	89.3	6088	8.6	1450	2.1	23	0.0	70600
	ukupno - total	129178	88.4	13842	9.5	2891	2.0	193	0.1	146104
Avgust - August	I	67582	87.5	8035	10.4	1466	1.9	186	0.2	77268
	II	75462	89.3	7287	8.6	1735	2.1	27	0.0	84512
	ukupno - total	143038	88.4	15327	9.5	3201	2.0	214	0.1	161780
Septembar - September	I	47535	87.5	5651	10.4	1031	1.9	131	0.2	54349
	II	50215	89.3	4849	8.6	1155	2.1	18	0.0	56237
	ukupno - total	97775	88.4	10477	9.5	2188	2.0	146	0.1	110586
Oktobar - October	I	46725	87.5	5555	10.4	1014	1.9	129	0.2	53422
	II	47120	89.3	4550	8.6	1084	2.1	17	0.0	52771
	ukupno - total	93891	88.4	10061	9.5	2101	2.0	140	0.1	106193
Novembar - November	I	40637	87.5	4831	10.4	882	1.9	112	0.2	46462
	II	43453	89.3	4196	8.6	999	2.1	16	0.0	48664
	ukupno - total	84106	88.4	9012	9.5	1882	2.0	126	0.1	95126
Decembar - December	I	40044	87.5	4761	10.4	869	1.9	110	0.2	45784
	II	38095	89.3	3679	8.6	876	2.1	14	0.0	42664
	ukupno - total	78201	88.4	8380	9.5	1750	2.0	117	0.1	88448
Ukupno (godišnje) - Total (annual)	I	564491	87.5	67111	10.4	12247	1.9	1554	0.2	645403
	II	583556	89.3	56355	8.6	13419	2.1	212	0.0	653541
	ukupno - total	1148461	88.4	123063	9.5	25701	2.0	1718	0.1	1298944
Prosjek (PGDS) - Average (AADT)	I	1547	85.9	184	11.1	34	2.7	4	0.3	1768
	II	1599	86.6	154	10.4	37	3.0	1	0.0	1791
	ukupno - total	3146	88.5	337	9.5	70	2.0	5	0.1	3557

**BRONANJE VOZILA NA MREŽI PUTEVA U REPUBLICI SRPSKOJ – 2015. GODINA**  
**VEHICLE COUNTING ON THE ROAD NETWORK OF THE REPUBLIC OF SRPSKA – YEAR 2015**

**SAOBRAĆAJNI POKAZATELJI**

000018  
 Karanovac / 1+197,00  
 M 16 / Karanovac - Crna Rijeka

Automatski brojač broj  
 Lokalizir / Stacionaža [km+m]  
 Broj puta / Dionica

Mjesec	Smjer	minimalni čas		maksimalni čas		voz/h	datum/dan	čas	voz/h	minimalni dan		maksimalni dan		dnevni prosjek (05-21 h)	noćni prosjek (21-05 h)	prosjek radnim danom	prosjek vikendom	ljetni prosjek
		datum/dan	čas	voz/h	voz/dan					datum/dan	voz/dan							
Januar	I	11/nedjelja	4	1	9/petak	11	203	7/srijeda	787	19/ponedjeljak	1471	662	106	509				
	II	7/srijeda	2	1	4/nekidja	11	199	1/četvrtak	681	5/ponedjeljak	1988	678	112	611				
	I+II	7/srijeda	2	6	9/petak	11	347	1/četvrtak	1515	5/ponedjeljak	3423	1339	218	1120				
Februar	I	22/nedjelja	4	2	27/petak	16	158	18/srijeda	867	28/subota	1614	888	115	344				
	II	13/petak	2	1	8/nekidja	17	184	18/srijeda	853	8/nekidja	1637	871	102	385				
	I+II	23/ponedjeljak	1	4	8/nekidja	11	250	18/srijeda	1720	28/subota	3123	1760	217	729				
Mart	I	28/subota	2	0	1/nekidja	11	159	3/utorak	1147	27/petak	1782	999	132	433				
	II	28/subota	2	0	15/nekidja	17	245	3/utorak	1278	1/nekidja	2104	994	118	495				
	I+II	28/subota	2	0	1/nekidja	11	323	3/utorak	2425	1/nekidja	3645	1994	250	928				
April	I	6/ponedjeljak	2	3	30/četvrtak	17	256	20/ponedjeljak	1351	10/petak	2946	1669	199	683				
	II	4/subota	2	2	12/nekidja	18	291	2/četvrtak	1381	13/ponedjeljak	3047	1128	182	695				
	I+II	28/utorak	3	8	12/nekidja	11	412	2/četvrtak	2829	12/nekidja	4872	2314	381	1378				
Maj	I	4/ponedjeljak	2	3	1/petak	11	369	23/subota	1063	1/petak	3225	1251	249	762				
	II	1/petak	2	5	1/petak	19	385	23/subota	912	24/nekidja	3652	1230	318	838				
	I+II	8/petak	2	11	1/petak	11	449	23/subota	1975	24/nekidja	6094	2482	567	1601				
Juni	I	16/utorak	3	4	24/srijeda	6	246	14/nekidja	1132	11/četvrtak	2597	1422	225	542				1964
	II	23/utorak	3	2	24/srijeda	14	367	2/utorak	1480	28/nekidja	2976	1354	578	1933				
	I+II	1/ponedjeljak	1	13	24/srijeda	14	494	14/nekidja	2841	28/nekidja	5101	2777	476	3897				
Juli	I	8/srijeda	2	8	26/nekidja	11	332	8/srijeda	1721	31/petak	3635	1692	337	743				2435
	II	3/petak	3	4	26/nekidja	19	431	8/srijeda	1611	26/nekidja	3965	1550	346	728				2278
	I+II	2/četvrtak	3	20	26/nekidja	19	536	8/srijeda	3332	26/nekidja	7073	3242	683	1471				4713
Avgust	I	24/ponedjeljak	1	7	2/nekidja	12	338	24/ponedjeljak	1728	1/subota	4369	1548	334	945				2492
	II	7/petak	3	4	16/nekidja	18	446	25/utorak	1877	2/nekidja	4656	1611	420	1116				2727
	I+II	24/ponedjeljak	3	20	2/nekidja	12	570	25/utorak	3615	2/nekidja	8298	3158	754	2060				5219
Septembar	I	15/utorak	2	3	27/nekidja	11	204	29/utorak	1434	4/petak	2302	1283	182	529				1812
	II	11/petak	4	4	20/nekidja	18	299	29/utorak	1449	6/nekidja	2894	1288	209	586				1874
	I+II	15/utorak	2	11	6/nekidja	18	414	29/utorak	2883	6/nekidja	5031	2572	392	1115				3686
Oktobar	I	18/nekidja	4	3	31/subota	12	187	19/ponedjeljak	1328	31/subota	2215	1201	179	521				
	II	27/utorak	3	1	4/nekidja	18	329	28/srijeda	1426	4/nekidja	2526	1151	158	551				
	I+II	27/utorak	3	4	4/nekidja	18	411	19/ponedjeljak	2856	4/nekidja	4428	2353	337	1073				
Novembar	I	3/utorak	3	2	20/petak	17	179	3/utorak	1269	20/petak	2075	1075	140	474				
	II	25/srijeda	3	1	1/nekidja	17	317	4/srijeda	1334	1/nekidja	2498	1065	131	558				
	I+II	3/utorak	2	5	1/nekidja	17	399	4/srijeda	2611	1/nekidja	4154	2140	271	1031				
Decembar	I	16/srijeda	3	3	24/četvrtak	12	199	20/nekidja	972	24/četvrtak	2572	1130	147	347				
	II	11/petak	4	2	6/nekidja	16	171	15/utorak	902	28/ponedjeljak	1774	1015	115	361				
	I+II	1/utorak	3	7	24/četvrtak	15	316	15/utorak	1889	24/četvrtak	3966	2145	262	708				
Godina	I	28.3./subota	2	0	1.5./petak	11	369	7.1./srijeda	787	1.8./subota	4369	1734	196	1845				2181
	II	28.3./subota	2	0	16.8./nekidja	18	446	1.1./četvrtak	681	2.8./nekidja	4656	1685	206	2026				2208
	I+II	28.3./subota	2	0	2.8./nekidja	12	570	1.1./četvrtak	1515	2.8./nekidja	8298	3418	402	3872				4388

**BROJANJE VOZILA NA MREŽI PUTEVA U REPUBLICI SRPSKOJ – 2015. GODINA**  
**VEHICLE COUNTING ON THE ROAD NETWORK OF THE REPUBLIC OF SRPSKA – YEAR 2015**

**TRAFFIC PARAMETERS**

Automatic counter number  
 Location / Mileage [km+m]  
 Road number / Section

000018

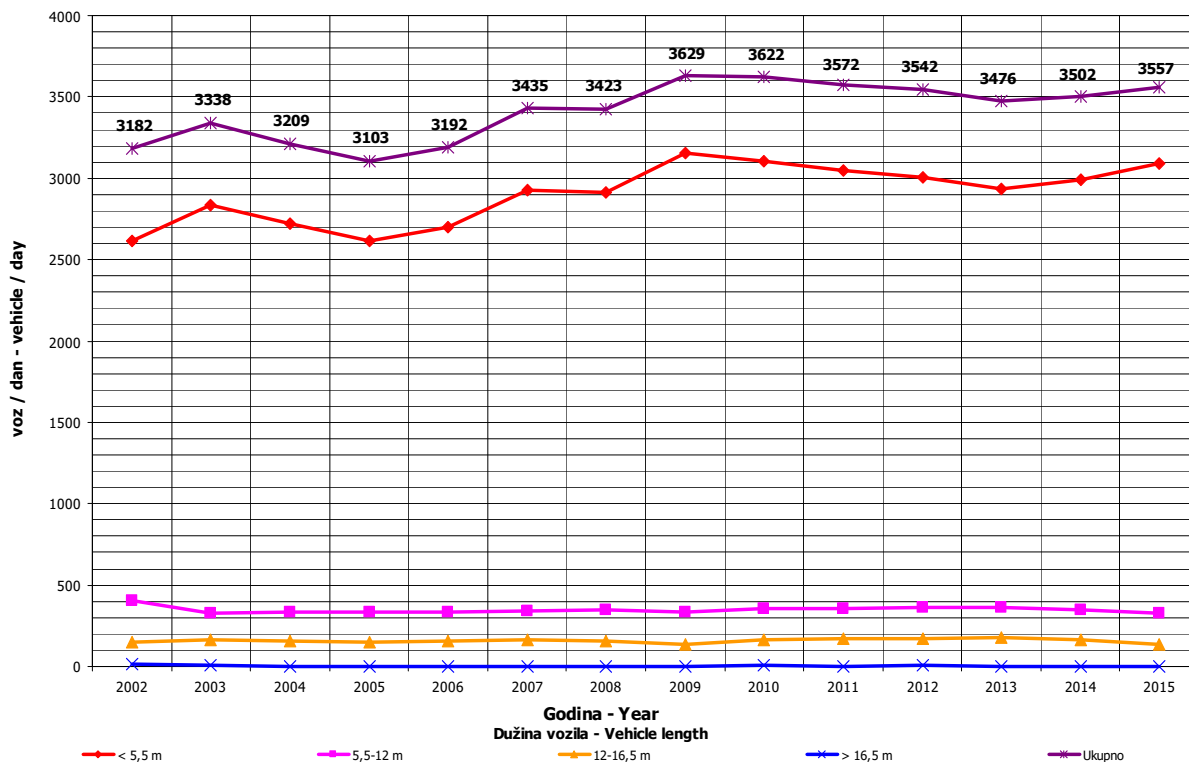
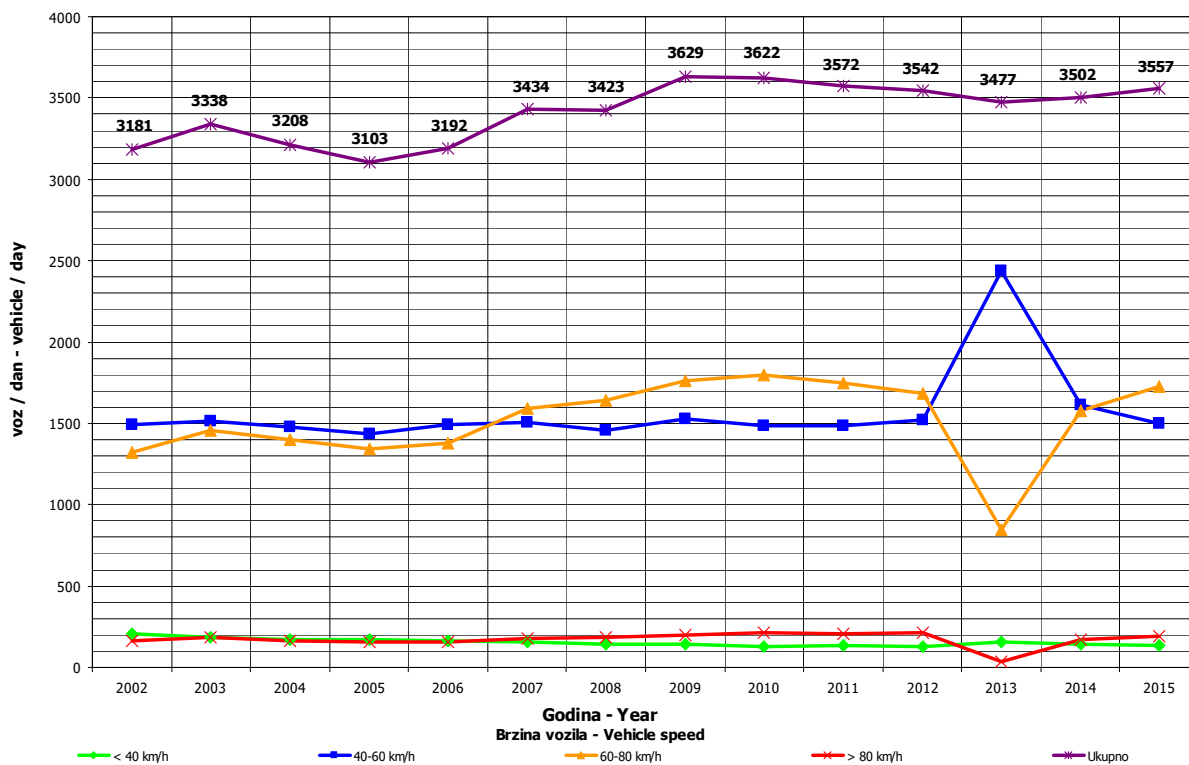
Karanovac / 1+197,00  
 M 16 / Karanovac - Crna Rijeka

Month	Direction	minimum hour		maximum hour		veh/h	veh/day	minimum day		maximum day		day time average (5-21 h)	night average (21-05 h)	working day average	weekend average	summer average
		date/day	hour	date/day	hour			date/day	date/day	veh/day	date/day					
January	I	11/Sunday	4	1	9/Friday	11	203	7/Wednesday	787	19/Monday	1471	1065	106	662	509	
	II	7/Wednesday	2	1	4/Sunday	11	199	1/Thursday	681	5/Monday	1988	1177	112	678	611	
	I+II	7/Wednesday	2	6	9/Friday	11	347	1/Thursday	1515	5/Monday	3423	2242	218	1339	1120	
February	I	22/Sunday	4	2	27/Friday	16	158	18/Wednesday	867	28/Saturday	1614	1117	115	888	344	
	II	13/Friday	2	1	8/Sunday	17	184	18/Wednesday	853	8/Sunday	1637	1155	102	871	385	
	I+II	23/Monday	1	4	8/Sunday	11	250	18/Wednesday	1720	28/Saturday	3123	2272	217	1760	729	
March	I	28/Saturday	2	0	1/Sunday	11	159	3/Thursday	1147	27/Friday	1782	1301	132	999	433	
	II	28/Saturday	2	0	15/Sunday	17	245	3/Thursday	1278	1/Sunday	2104	1371	118	994	495	
	I+II	28/Saturday	2	0	1/Sunday	11	323	3/Thursday	2425	1/Sunday	3645	2671	250	1994	928	
April	I	6/Monday	2	3	30/Thursday	17	256	20/Monday	1351	10/Friday	2946	1669	199	1186	683	
	II	4/Saturday	2	2	12/Sunday	18	291	2/Thursday	1381	13/Monday	3047	1641	182	1128	695	
	I+II	28/Tuesday	3	8	12/Sunday	11	412	2/Thursday	2829	12/Sunday	4872	3310	381	2314	1378	
May	I	4/Monday	2	3	1/Friday	11	369	23/Saturday	1063	1/Friday	3225	249	249	1251	762	
	II	1/Friday	2	5	1/Friday	19	385	23/Saturday	912	24/Sunday	3652	1751	318	1230	838	
	I+II	8/Friday	2	11	1/Friday	11	449	23/Saturday	1975	24/Sunday	6094	3516	567	2482	1601	
June	I	16/Tuesday	3	4	24/Wednesday	6	246	14/Sunday	1132	11/Thursday	2597	1739	225	1422	542	1964
	II	23/Tuesday	3	2	24/Wednesday	14	367	2/Thursday	1480	28/Sunday	2976	1682	251	1354	578	1933
	I+II	1/Monday	1	13	24/Wednesday	14	494	14/Sunday	2841	28/Sunday	5101	3421	476	2777	1120	3897
July	I	8/Wednesday	2	8	26/Sunday	11	332	8/Wednesday	1721	31/Friday	3635	2098	337	1692	743	2435
	II	3/Friday	3	4	26/Sunday	19	431	8/Wednesday	1611	26/Sunday	3965	1931	346	1550	728	2278
	I+II	2/Thursday	3	20	26/Sunday	19	536	8/Wednesday	3332	26/Sunday	7073	4030	683	3242	1471	4713
August	I	24/Monday	1	7	2/Sunday	12	338	24/Monday	1728	1/Saturday	4369	2158	334	1548	945	2492
	II	7/Friday	3	4	16/Sunday	18	446	25/Tuesday	1877	2/Sunday	4656	2306	420	1611	1116	2727
	I+II	24/Monday	3	20	2/Sunday	12	570	25/Tuesday	3615	2/Sunday	8298	4465	754	3188	2060	5219
September	I	15/Tuesday	2	3	27/Sunday	11	204	29/Tuesday	1434	4/Friday	2302	1629	182	1283	529	1812
	II	11/Friday	4	4	20/Sunday	18	299	29/Tuesday	1449	6/Sunday	2894	1665	209	1288	586	1874
	I+II	15/Tuesday	2	11	6/Sunday	18	414	29/Tuesday	2883	6/Sunday	5031	3294	392	2572	1115	3686
October	I	18/Sunday	4	3	31/Saturday	12	187	19/Monday	1328	31/Saturday	2215	1544	179	1201	521	
	II	27/Tuesday	3	1	4/Sunday	18	329	28/Wednesday	1426	4/Sunday	2526	1544	158	1151	551	
	I+II	27/Tuesday	3	4	4/Sunday	18	411	19/Monday	2856	4/Sunday	4428	3088	337	2353	1073	
November	I	3/Tuesday	3	2	20/Friday	17	179	3/Thursday	1269	20/Friday	2075	1408	140	1075	474	
	II	25/Wednesday	3	1	1/Sunday	17	317	4/Wednesday	1334	1/Sunday	2498	1492	131	1065	558	
	I+II	3/Tuesday	2	5	1/Sunday	17	399	4/Wednesday	2611	1/Sunday	4154	2900	271	2140	1031	
December	I	16/Wednesday	3	3	24/Thursday	12	199	20/Sunday	972	24/Thursday	2572	1330	147	1130	347	
	II	11/Friday	4	2	6/Sunday	16	171	15/Tuesday	902	28/Monday	1774	1261	115	1015	361	
	I+II	1/Tuesday	3	7	24/Thursday	15	316	15/Tuesday	1889	24/Thursday	3966	2591	262	2145	708	
Year	I	28.3./Saturday	2	0	1.5./Friday	11	369	7.1./Wednesday	787	1.8./Saturday	4369	1572	196	1734	1845	2181
	II	28.3./Saturday	2	0	16.8./Sunday	18	446	1.1./Thursday	681	2.8./Sunday	4656	1584	206	1685	2026	2208
	I+II	28.3./Saturday	2	0	2.8./Sunday	12	570	1.1./Thursday	1515	2.8./Sunday	8298	3156	402	3418	3872	4388

## GODIŠNJA NERAVNOMJERNOST SAOBRAĆAJNOG TOKA TRAFFIC FLOW ANNUAL VARIATION

Automatski brojač broj - Automatic counter number  
 Lokalizet - Location / Stacionaža - Mileage [km+m]  
 Broj puta - Road number / Dionica - Section

000018  
 Karanovac / 1+197,00  
 M 16 / Karanovac - Crna Rijeka

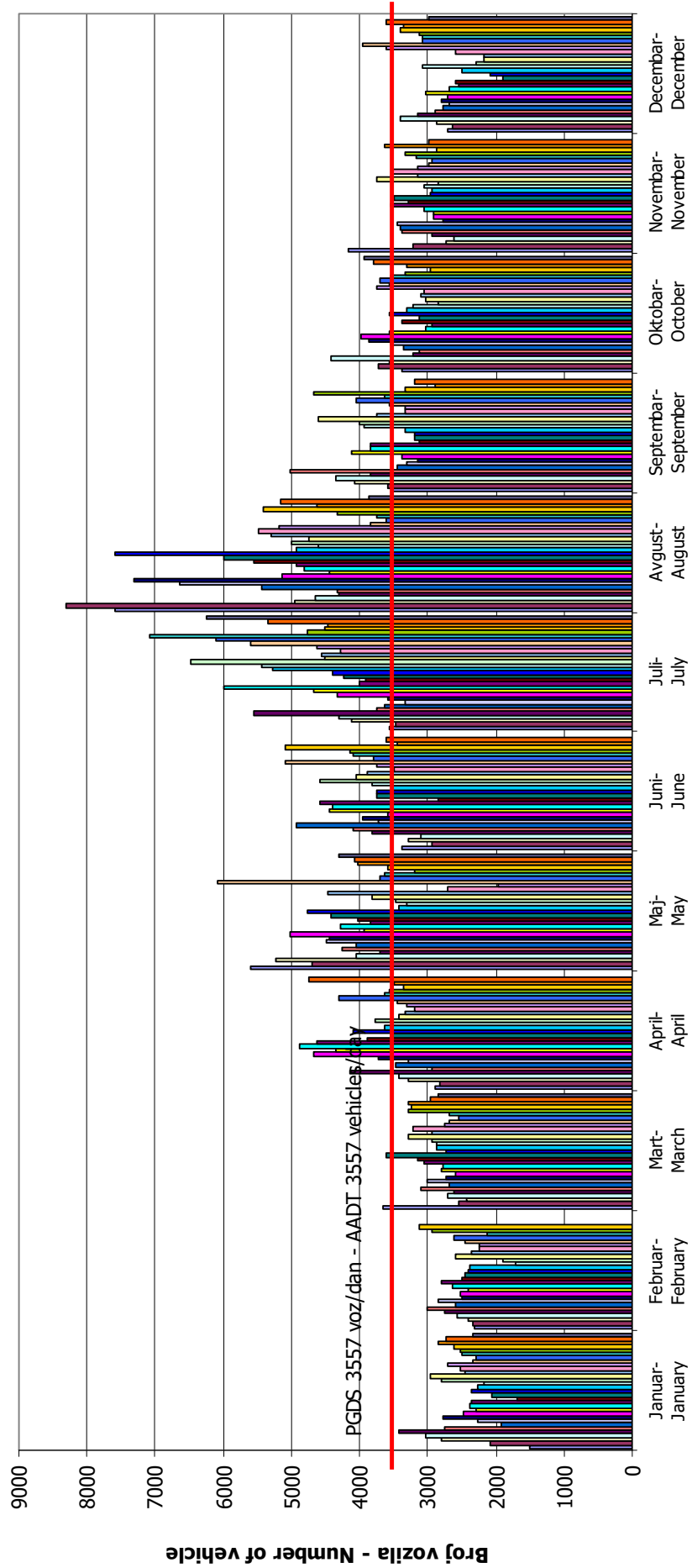




**DNEVNA NERAVNOMJERNOST SAOBRAĆAJNOG TOKA  
 TRAFFIC FLOW DAILY VARIATION**

Automatski brojač broj - Automatic counter number  
 Lokalizet - Location / Stacionaža - Mileage [km+tm]  
 Broj puta - Road number/ Dionica - Section

000018  
 Karanovac / 1+197,00  
 M 16 / Karanovac - Crna Rijeka

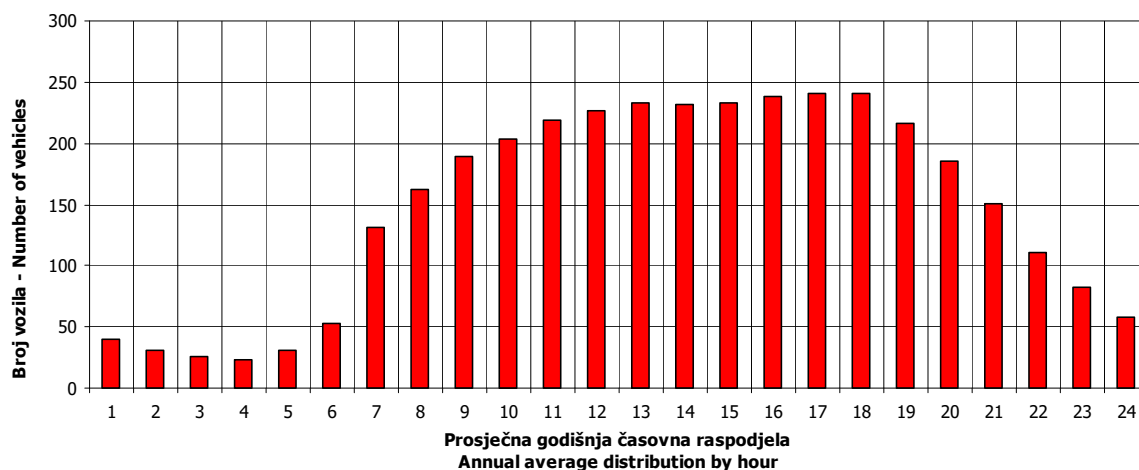


## VREMENSKA RASPODJELA SAOBRAĆAJNOG TOKA TRAFFIC FLOW TIME DISTRIBUTION

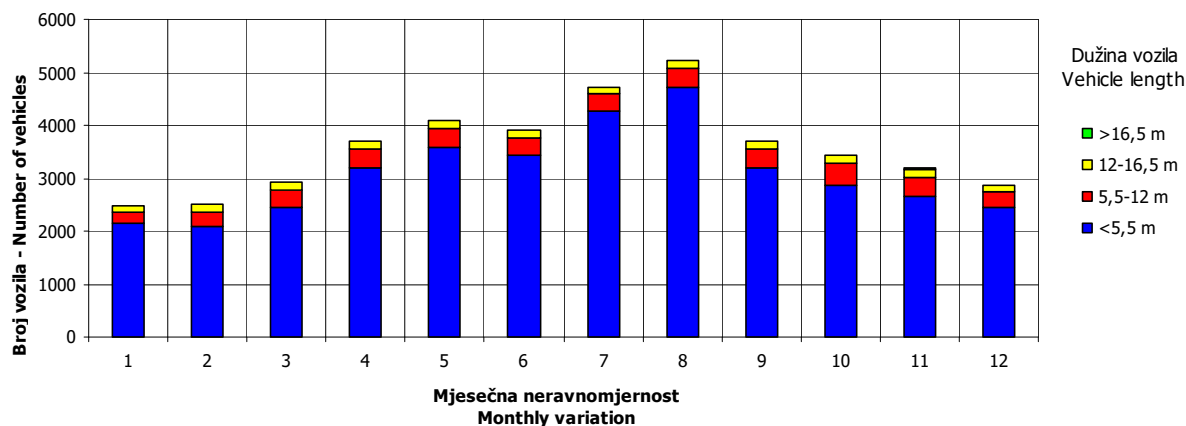
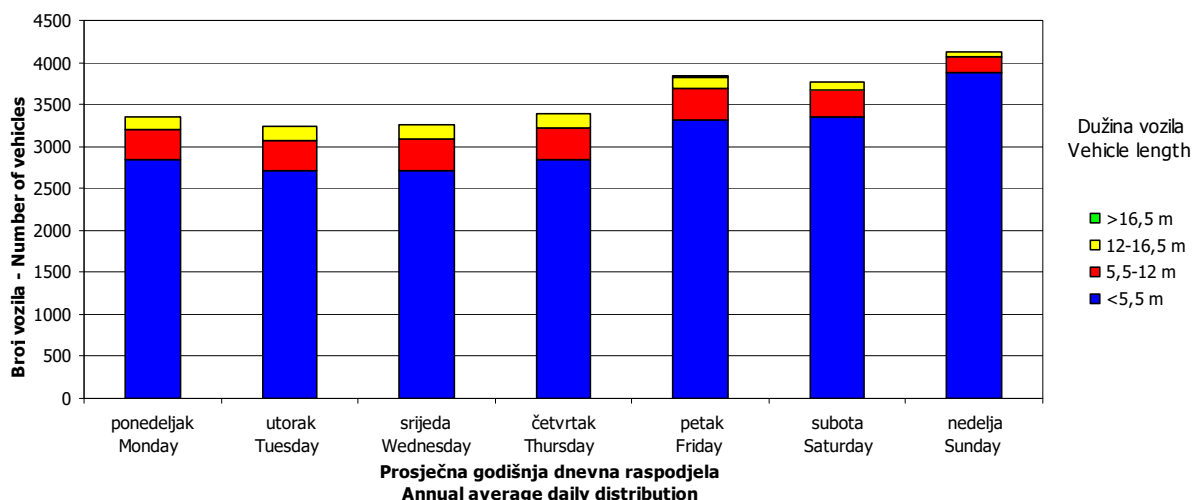
Automatski brojač broj - Automatic counter number  
 Lokalizet - Location / Stacionaža - Mileage [km+m]  
 Broj puta - Road number / Dionica - Section

000018  
 Karanovac / 1+197,00  
 M 16 / Karanovac - Crna Rijeka

**PGDS 3557 voz/dan    AADT 3557 veh/day**



18

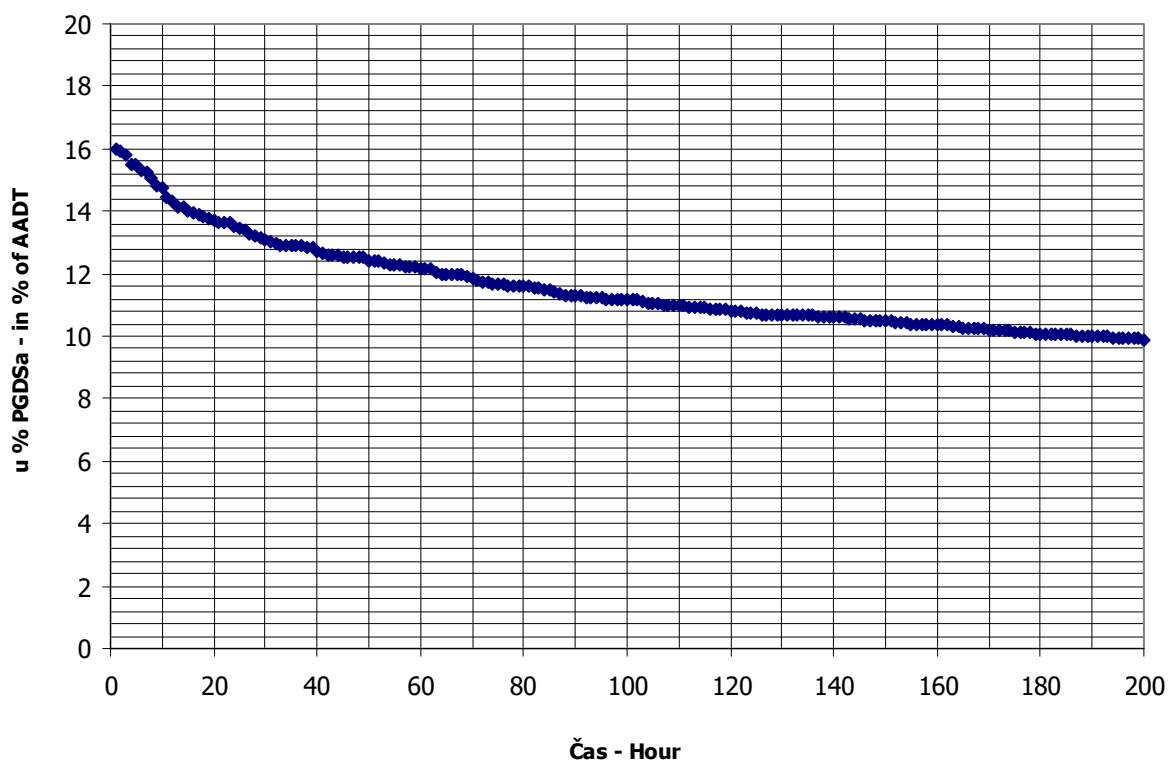


## SATNA DISTRIBUCIJA SAOBRAĆAJNOG TOKA TRAFFIC FLOW HOURLY DISTRIBUTION

Automatski brojač broj - Automatic counter number  
 Lokalizet - Location / Stacionaža - Mileage [km+m]  
 Broj puta - Road number / Dionica - Section

000018  
 Karanovac / 1+197,00  
 M 16 / Karanovac - Crna Rijeka

<b>PGDS - AADT</b>	<b>3557 voz/dan - veh/day</b>							
Čas - Hour	Maksimalni vršni sat - Maximum peak hour	10	20	30	40	50	100	200
Sat u danu - Hour of day	12	13	12	18	13	16	17	15
Sat u godini - Hour in year	5124	5125	4956	4794	4957	5128	4937	4623
Dan - Day of week	nedelja-Sunday	nedelja-Sunday	nedelja-Sunday	nedelja-Sunday	nedelja-Sunday	nedelja-Sunday	subota-Saturday	nedelja-Sunday
Datum - Date	2	2	26	19	26	2	25	12
Mjesec - Month	avgust-August	avgust-August	juli-July	juli-July	juli-July	avgust-August	juli-July	juli-July
Vrijednost - Value	570	514	485	464	450	441	397	352
% - percent	16.02	14.45	13.64	13.04	12.65	12.40	11.16	9.90



**BROJANJE VOZILA NA MREŽI PUTEVA U REPUBLICI SRPSKOJ – 2015. GODINA**  
**VEHICLE COUNTING ON THE ROAD NETWORK OF THE REPUBLIC OF SRPSKA – YEAR 2015**

**MJESEČNI BROJ VOZILA**  
**MONTHLY NUMBER OF VEHICLES**

Automatski brojač broj - Automatic counter number  
 Lokalitet - Location / Stacionaža - Mileage [km+m]  
 Broj puta - Road number / Dionica - Section

000019  
 Baljvine / 2+951,00  
 M 16 / Cma Rijeka - granica / border RS (Ugar)

	Mjesec - Month											
	Januar- January	Februar- February	Mart- March	April- April	Maj- May	Jun- June	Jul- July	August- August	Septembar- September	Oktobar- October	Novembar- November	Decembar- December
1	659	774	850	1194	1204	1310	1475	2984	1087	1370	1409	854
2	1002	864	776	1103	1406	1184	1454	3393	1138	1485	1408	910
3	1226	929	844	1149	1764	1067	1669	2200	1283	1213	1298	1059
4	1181	1059	922	1007	1282	1290	1749	2082	1495	1234	1349	1201
5	1181	1021	959	950	1141	1401	1732	2130	1289	1149	1256	824
6	1044	1133	1072	987	1178	1296	1505	1980	1362	1185	1232	749
7	690	886	915	1045	1264	1506	1307	2427	1200	1357	1049	938
8	854	890	915	1074	1520	1314	1409	2718	1281	1398	1039	1081
9	944	966	808	1255	1215	1265	1531	2963	1258	1506	935	1016
10	938	982	882	1270	1181	1307	1972	2228	1298	1226	1032	1018
11	843	1030	1003	1172	1153	1933	2010	2159	1457	1227	998	1248
12	861	1031	1104	1474	1142	1729	1940	2060	1315	1154	970	929
13	868	1175	1186	2067	1241	1715	1665	2220	1245	1109	1167	748
14	759	951	899	1578	1259	1306	1452	2734	1211	1260	958	853
15	855	918	943	1199	1474	1359	1660	2623	1239	1250	895	863
16	1025	929	1046	1335	1304	1241	1838	2910	1319	1378	965	968
17	845	969	1081	1441	1374	1326	2093	2201	1340	1102	912	1062
18	690	876	1244	1340	1149	1392	2378	1814	1622	998	945	1017
19	823	947	1641	1177	1165	1835	2277	1817	1339	1080	934	733
20	898	1136	2013	1174	1202	1772	1941	1996	1274	1113	1150	748
21	1007	949	1467	1113	1286	1568	1754	2148	1411	1143	936	772
22	850	882	1011	1180	1675	1605	1788	1963	1319	1168	1010	1111
23	1042	904	1072	1237	1478	2614	1884	2152	1261	1550	955	1729
24	729	934	991	1726	1657	1401	2325	1571	1321	1283	904	1891
25	745	1060	1047	1723	1450	1825	2737	1438	1566	1222	1017	860
26	881	848	1165	1817	1176	1765	2408	1418	1282	1399	1029	956
27	942	1088	1170	1280	1141	1674	2019	1454	1378	1153	1159	1112
28	1000	870	1065	995	1217	1769	1850	1720	1220	1164	888	1337
29	1019		1066	1166	1441	1439	1840	1672	1062	1366	834	1281
30	1125		1008	1209	1333	1447	1994	1593	1295	1690	874	1470
31	841		1065		1571		2541	1140		1552		982
Ukupno- Total	28367	27001	33230	38437	41043	45655	58197	65908	39167	39484	31507	32320
Prosje- Average	915	964	1072	1281	1324	1522	1877	2126	1306	1274	1050	1043
Godšnji prosjek (PGDS) - Annual average (AADT)												1316

**BROJANJE VOZILA NA MREŽI PUTEVA U REPUBLICI SRPSKOJ – 2015. GODINA**  
**VEHICLE COUNTING ON THE ROAD NETWORK OF THE REPUBLIC OF SRPSKA – YEAR 2015**

**STRUKTURA SAOBRAĆAJNOG TOKA**  
**TRAFFIC FLOW COMPOSITION**

Automatski brojač broj - Automatic counter number 000019  
 Lokalitet - Location / Stacionaža - Mileage [km+m] Baljvine / 2+951,00  
 Broj puta - Road number / Dionica - Section M 16 / Crna Rijeka - granica / border RS (Ugar)

Mjesec - Month	Smjer - Direction	Dužina vozila - Vehicle length								Ukupno - Total
		< 5,5 m	(%)	5,5 - 12 m	(%)	12 - 16,5 m	(%)	< 16,5 m	(%)	
Januar - January	I	11461	87.5	1363	10.4	249	1.9	32	0.2	13103
	II	13629	89.3	1316	8.6	313	2.1	5	0.0	15264
	ukupno - total	25081	88.4	2688	9.5	561	2.0	38	0.1	28367
Februar - February	I	12003	87.5	1427	10.4	260	1.9	33	0.2	13723
	II	11856	89.3	1145	8.6	273	2.1	4	0.0	13278
	ukupno - total	23873	88.4	2558	9.5	534	2.0	36	0.1	27001
Mart - March	I	14567	87.5	1732	10.4	316	1.9	40	0.2	16655
	II	14800	89.3	1429	8.6	340	2.1	5	0.0	16575
	ukupno - total	29380	88.4	3148	9.5	658	2.0	44	0.1	33230
April - April	I	16504	87.5	1962	10.4	358	1.9	45	0.2	18869
	II	17472	89.3	1687	8.6	402	2.1	6	0.0	19568
	ukupno - total	33984	88.4	3642	9.5	761	2.0	51	0.1	38437
Maj - May	I	17101	87.5	2033	10.4	371	1.9	47	0.2	19552
	II	19190	89.3	1853	8.6	441	2.1	7	0.0	21491
	ukupno - total	36288	88.4	3888	9.5	812	2.0	54	0.1	41043
Juni - June	I	20285	87.5	2412	10.4	440	1.9	56	0.2	23192
	II	20057	89.3	1937	8.6	461	2.1	7	0.0	22463
	ukupno - total	40366	88.4	4325	9.5	903	2.0	60	0.1	45655
Juli - July	I	27387	87.5	3256	10.4	594	1.9	75	0.2	31312
	II	24006	89.3	2318	8.6	552	2.1	9	0.0	26885
	ukupno - total	51455	88.4	5514	9.5	1152	2.0	77	0.1	58197
Avgust - August	I	27167	87.5	3230	10.4	589	1.9	75	0.2	31061
	II	31115	89.3	3005	8.6	716	2.1	11	0.0	34847
	ukupno - total	58273	88.4	6244	9.5	1304	2.0	87	0.1	65908
Septembar - September	I	17283	87.5	2055	10.4	375	1.9	48	0.2	19760
	II	17329	89.3	1673	8.6	398	2.1	6	0.0	19407
	ukupno - total	34630	88.4	3711	9.5	775	2.0	52	0.1	39167
Oktobar - October	I	17700	87.5	2104	10.4	384	1.9	49	0.2	20237
	II	17186	89.3	1660	8.6	395	2.1	6	0.0	19247
	ukupno - total	34910	88.4	3741	9.5	781	2.0	52	0.1	39484
Novembar - November	I	13342	87.5	1586	10.4	289	1.9	37	0.2	15254
	II	14512	89.3	1401	8.6	334	2.1	5	0.0	16253
	ukupno - total	27857	88.4	2985	9.5	623	2.0	42	0.1	31507
Decembar - December	I	15800	87.5	1878	10.4	343	1.9	43	0.2	18065
	II	12729	89.3	1229	8.6	293	2.1	5	0.0	14255
	ukupno - total	28576	88.4	3062	9.5	639	2.0	43	0.1	32320
Ukupno (godišnje) - Total (annual)	I	210597	87.5	25038	10.4	4569	1.9	580	0.2	240784
	II	213882	89.3	20655	8.6	4918	2.1	78	0.0	239532
	ukupno - total	424671	88.4	45506	9.5	9504	2.0	635	0.1	480316
Prosjeak (PGDS) - Average (AADT)	I	577	85.9	69	11.1	13	2.7	2	0.3	660
	II	586	86.6	57	10.4	13	3.0	0	0.0	656
	ukupno - total	1163	88.4	125	9.5	26	2.0	2	0.1	1316

**BRONJANJE VOZILA NA MREŽI PUTEVA U REPUBLICI SRPSKOJ – 2015. GODINA**  
**VEHICLE COUNTING ON THE ROAD NETWORK OF THE REPUBLIC OF SRPSKA – YEAR 2015**

**SAO BRAĆAJNI POKAZATELJI**

Automatski brojač broj  
 Lokaliteta / Stacionaža [km+m]  
 Broj puta / Dionica

000019  
 Bajšvine / 2 +951,00  
 M 16 / Crna Rijeka - granica / border RS (Ugar)

Mjesec	Smjer	minimalni čas		maksimalni čas		miritimni dan		maksimalni dan		dnevni prosjek (05-21 h)	noćni prosjek (21-05 h)	prosjek radnim danom	prosjek vikendom	ljetni prosjek
		datum/dan	čas	voz/h	datum/dan	čas	voz/h	datum/dan	voz/dan					
Januar	I	4/nedjelja	0	0	23/petak	17	58	5/ponedjeljak	178	378	45	235	188	
	II	1/četvrtak	3	0	4/nedjelja	12	120	1/četvrtak	249	453	39	256	236	
	I+II	18/nedjelja	0	1	3/subota	12	138	1/četvrtak	659	831	84	491	424	
Februar	I	8/nedjelja	1	0	20/petak	14	71	8/nedjelja	323	430	60	372	118	
	II	8/nedjelja	3	0	22/nedjelja	17	61	18/srijeda	351	431	44	338	136	
	I+II	3/utorak	3	2	20/petak	14	108	1/nedjelja	774	860	104	710	254	
Mart	I	9/ponedjeljak	1	0	20/petak	13	109	9/ponedjeljak	250	469	68	396	141	
	II	3/utorak	3	0	15/nedjelja	16	67	28/subota	439	482	52	381	154	
	I+II	28/subota	2	0	20/petak	13	156	2/ponedjeljak	776	951	120	777	295	
April	I	14/utorak	3	0	26/nedjelja	19	222	5/nedjelja	381	542	86	406	222	
	II	2/četvrtak	4	0	13/ponedjeljak	16	154	4/subota	464	583	70	409	244	
	I+II	11/subota	3	4	26/nedjelja	19	265	5/nedjelja	950	1125	156	815	467	
Maj	I	1/petak	2	1	24/nedjelja	19	116	3/nedjelja	389	536	95	415	217	
	II	13/srijeda	4	1	3/nedjelja	11	111	1/petak	529	611	82	410	283	
	I+II	14/četvrtak	3	3	24/nedjelja	19	201	5/utorak	1141	1147	177	824	500	
Juni	I	3/srijeda	3	1	23/utorak	16	146	1/ponedjeljak	496	660	112	566	206	772
	II	3/srijeda	16	0	23/utorak	16	126	3/srijeda	493	660	90	536	214	750
	I+II	7/nedjelja	3	4	23/utorak	16	272	3/srijeda	1067	1319	202	1102	420	1522
Juli	I	8/srijeda	1	5	25/subota	13	108	7/utorak	678	824	186	709	300	1009
	II	5/nedjelja	4	1	26/nedjelja	17	119	7/utorak	629	741	127	612	256	868
	I+II	3/petak	2	8	26/nedjelja	17	181	7/utorak	1307	1564	313	1321	556	1877
Avgust	I	1/subota	23	3	9/nedjelja	20	175	30/nedjelja	597	825	177	637	365	1002
	II	18/utorak	3	3	2/nedjelja	9	159	31/ponedjeljak	490	960	164	683	441	1124
	I+II	26/srijeda	3	8	2/nedjelja	18	281	31/ponedjeljak	1140	3393	1784	1321	806	2126
Septembar	I	21/ponedjeljak	1	0	6/nedjelja	19	129	13/nedjelja	493	571	87	487	171	658
	II	2/srijeda	12	0	27/nedjelja	14	79	1/utorak	465	570	77	469	179	648
	I+II	15/utorak	2	4	6/nedjelja	19	160	29/utorak	1062	1142	164	956	349	1306
Okobar	I	5/ponedjeljak	3	0	25/nedjelja	18	99	18/nedjelja	378	566	86	476	176	
	II	27/utorak	3	1	4/nedjelja	17	81	24/subota	518	556	66	441	180	
	I+II	27/utorak	4	2	25/nedjelja	18	149	18/nedjelja	998	1122	152	917	357	
Novembar	I	8/nedjelja	4	0	4/srijeda	14	86	29/nedjelja	309	445	64	380	128	
	II	5/četvrtak	3	0	1/nedjelja	16	126	24/utorak	389	490	52	369	172	
	I+II	26/četvrtak	4	1	1/nedjelja	16	175	29/nedjelja	834	935	116	750	301	
Decembar	I	9/srijeda	0	0	24/četvrtak	13	131	6/nedjelja	334	504	78	468	114	
	II	5/subota	4	0	27/nedjelja	12	86	19/subota	220	413	48	356	105	
	I+II	27/nedjelja	0	2	24/četvrtak	13	170	19/subota	733	917	126	823	219	
Godina	I	4.1./nedjelja	0	2	26.4./nedjelja	19	222	5.1./ponedjeljak	178	1739	564	671	634	863
	II	1.1./četvrtak	3	0	28./nedjelja	9	159	19.12./subota	220	580	76	636	702	850
	I+II	28.3./subota	2	0	2.8./nedjelja	18	281	1.1./četvrtak	659	3393	1144	1307	1337	1713

**BROJANJE VOZILA NA MREŽI PUTEVA U REPUBLICI SRPSKOJ – 2015. GODINA**  
**VEHICLE COUNTING ON THE ROAD NETWORK OF THE REPUBLIC OF SRPSKA – YEAR 2015**

**TRAFFIC PARAMETERS**

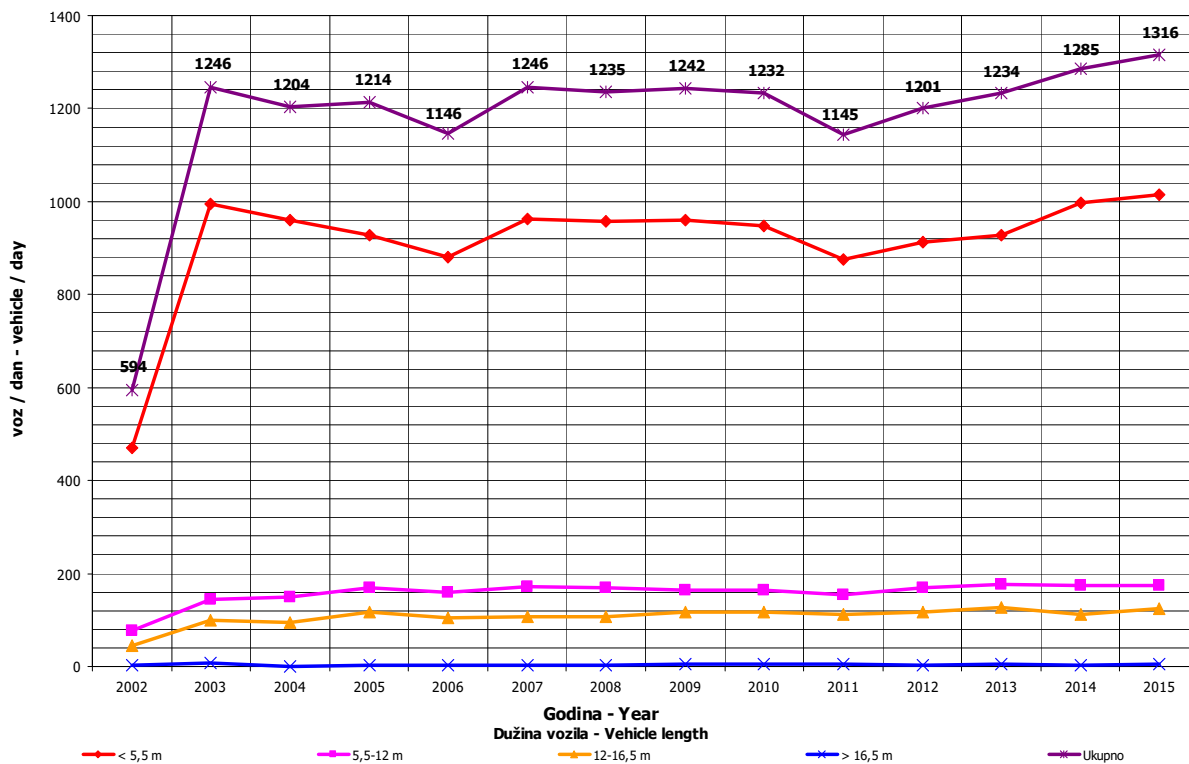
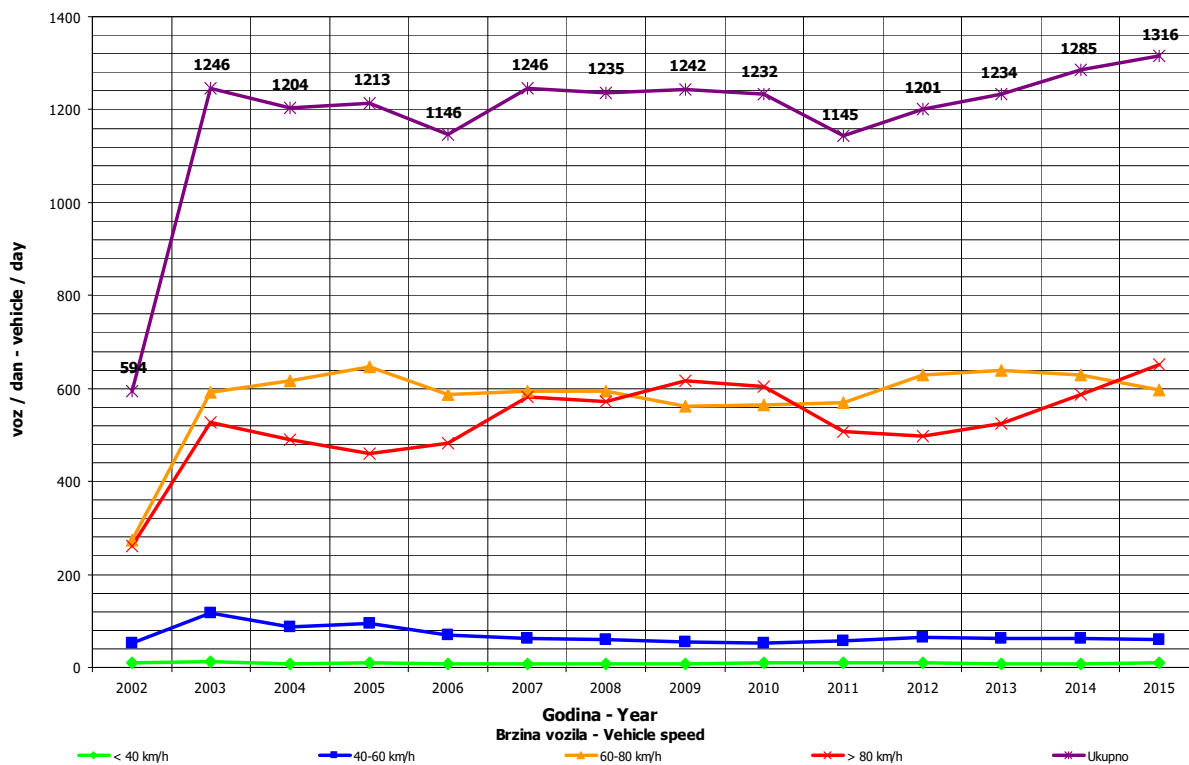
Automatic counter number 000019  
 Location / Mileage [km+m] Bajvine / 2 +951,00  
 Road number / Section M 16 / Crna Rijeka - granica / border RS (Ugar)

Month	Direction	minimum hour		maximum hour		veh/h	minimum day		maximum day		day time average (5-21 h)	night average (21-05 h)	working day average	weekend average	summer average
		date/day	hour	date/day	hour		date/day	veh/day	date/day	veh/day					
January	I	4/Sunday	0	23/Friday	17	58	5/Monday	178	30/Friday	630	378	45	235	188	
	II	1/Thursday	3	4/Sunday	12	120	1/Thursday	249	5/Monday	1003	453	39	256	236	
	I+II	18/Sunday	0	3/Saturday	12	138	1/Thursday	659	3/Saturday	1226	831	84	491	424	
February	I	8/Sunday	1	20/Friday	14	71	8/Sunday	323	13/Friday	685	430	60	372	118	
	II	8/Sunday	3	22/Sunday	17	61	18/Wednesday	351	8/Sunday	567	431	44	338	136	
	I+II	3/Tuesday	3	20/Friday	14	108	1/Sunday	774	13/Friday	1175	860	104	710	254	
March	I	9/Monday	1	20/Friday	13	109	9/Monday	250	20/Friday	1374	469	68	396	141	
	II	3/Tuesday	3	15/Sunday	16	67	28/Saturday	439	20/Friday	639	482	52	381	154	
	I+II	28/Saturday	2	15/Sunday	13	156	20/Friday	776	20/Friday	2013	951	120	777	295	
April	I	14/Tuesday	3	26/Sunday	19	222	5/Sunday	381	5/Saturday	1230	542	86	406	222	
	II	2/Thursday	4	13/Monday	16	154	4/Saturday	464	13/Monday	1603	583	70	409	244	
	I+II	11/Saturday	3	26/Sunday	19	265	5/Sunday	950	13/Monday	2067	1125	156	815	467	
May	I	1/Friday	2	24/Sunday	19	116	3/Sunday	389	22/Friday	1025	536	95	415	217	
	II	13/Wednesday	4	3/Sunday	11	111	1/Friday	529	3/Sunday	1375	611	82	410	283	
	I+II	14/Thursday	3	24/Sunday	19	201	5/Thursday	1141	3/Sunday	1764	1147	177	824	500	
June	I	3/Wednesday	3	23/Tuesday	16	146	1/Monday	496	11/Thursday	1282	660	112	566	206	772
	II	3/Wednesday	16	23/Tuesday	16	126	3/Wednesday	493	23/Tuesday	1380	660	90	536	214	750
	I+II	7/Sunday	3	23/Tuesday	16	272	3/Wednesday	1067	23/Tuesday	2614	1319	202	1102	420	1009
July	I	8/Wednesday	1	25/Saturday	13	108	7/Thursday	679	25/Saturday	1630	824	186	709	300	1009
	II	5/Sunday	4	26/Sunday	17	119	7/Thursday	628	26/Sunday	1348	741	127	612	256	868
	I+II	3/Friday	2	26/Sunday	17	181	7/Thursday	1307	25/Saturday	2737	1564	313	1321	556	1877
August	I	1/Saturday	23	9/Sunday	20	175	30/Sunday	597	2/Sunday	1739	825	177	637	365	1002
	II	18/Tuesday	3	2/Sunday	9	159	31/Monday	490	16/Sunday	1969	960	164	683	441	1124
	I+II	26/Wednesday	3	2/Sunday	18	281	31/Monday	1140	2/Sunday	3393	1784	342	1321	806	2126
September	I	21/Monday	1	6/Sunday	19	129	13/Sunday	493	18/Friday	903	571	87	487	171	658
	II	2/Wednesday	12	27/Sunday	14	79	1/Thursday	465	27/Sunday	798	570	77	469	179	648
	I+II	15/Tuesday	2	6/Sunday	19	160	29/Tuesday	1062	18/Friday	1622	1142	164	956	349	1306
October	I	5/Monday	3	25/Sunday	18	99	18/Sunday	378	30/Friday	1083	566	86	476	176	
	II	27/Tuesday	3	4/Sunday	17	81	24/Saturday	518	26/Monday	867	556	66	441	180	
	I+II	27/Tuesday	4	25/Sunday	18	149	18/Sunday	998	30/Friday	1690	1122	152	917	357	
November	I	8/Sunday	4	4/Wednesday	14	86	29/Sunday	309	4/Wednesday	764	445	64	380	128	
	II	5/Thursday	3	1/Sunday	16	126	24/Tuesday	834	1/Sunday	966	490	52	369	172	
	I+II	26/Thursday	4	1/Sunday	16	175	29/Sunday	834	1/Sunday	1409	935	116	750	301	
December	I	9/Wednesday	0	24/Thursday	13	131	6/Sunday	334	24/Thursday	1431	504	78	468	114	
	II	5/Saturday	4	0	12	86	19/Saturday	220	30/Wednesday	729	413	48	356	105	
	I+II	27/Sunday	0	24/Thursday	13	170	19/Saturday	733	24/Thursday	1891	917	126	823	219	
Year	I	4.1/Sunday	0	26.4/Sunday	19	222	5.1/Monday	178	2.8/Sunday	1739	564	96	671	634	863
	II	1.1/Thursday	3	2.8/Sunday	9	159	19.12/Saturday	220	16.8/Sunday	1969	580	76	636	702	850
	I+II	28.3/Saturday	2	2.8/Sunday	18	281	1.1/Thursday	659	2.8/Sunday	3393	1144	172	1307	1337	1713

## GODIŠNJA NERAVNOMJERNOST SAOBRAĆAJNOG TOKA TRAFFIC FLOW ANNUAL VARIATION

Automatski brojač broj - Automatic counter number  
 Lokalizet - Location / Stacionaža - Mileage [km+m]  
 Broj puta - Road number / Dionica - Section

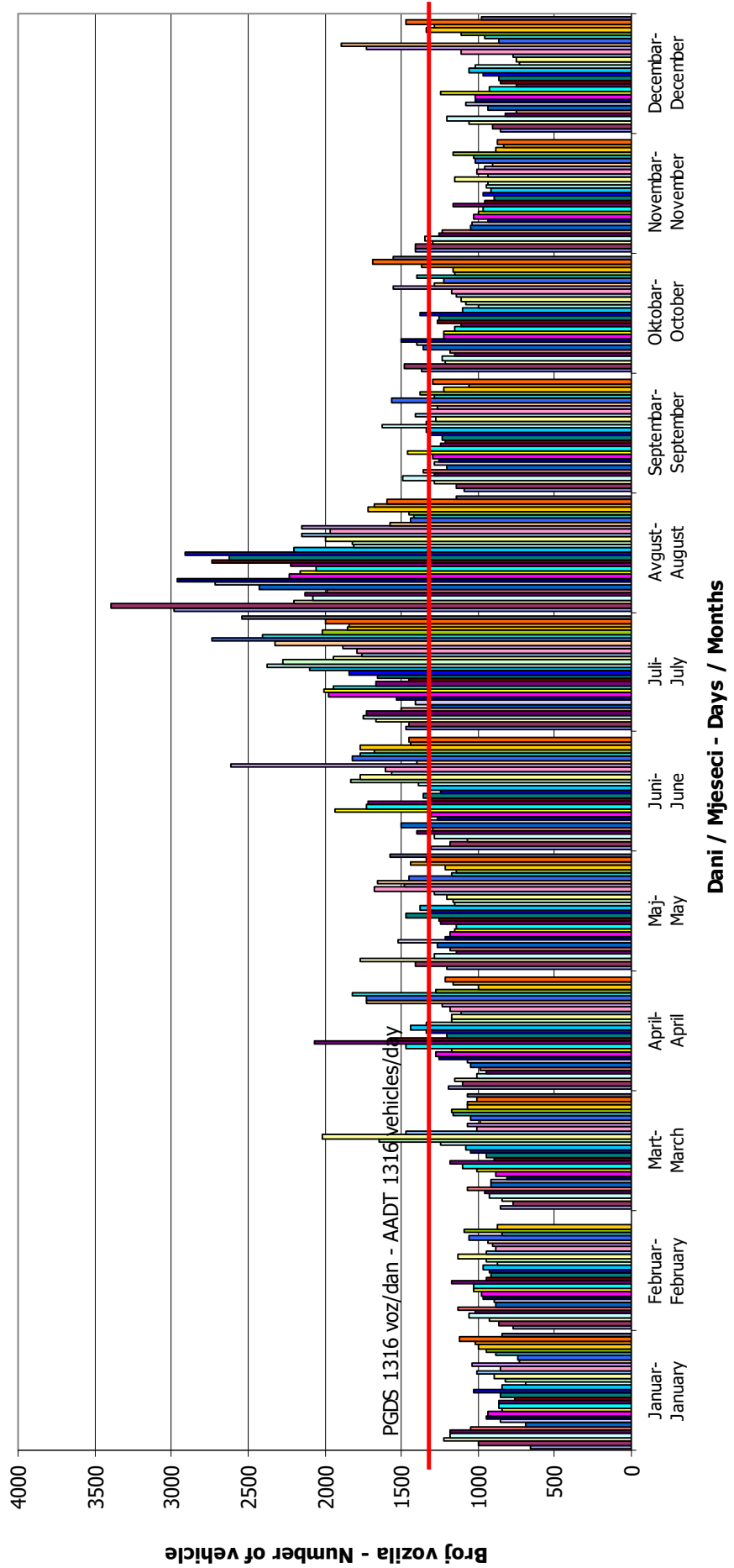
000019  
 Baljvine / 2+951,00  
 M 16 / Crna Rijeka - granica / border RS (Ugar)





**DNEVNA NERAVNOMJERNOST SAOBRAĆAJNOG TOKA**  
**TRAFFIC FLOW DAILY VARIATION**

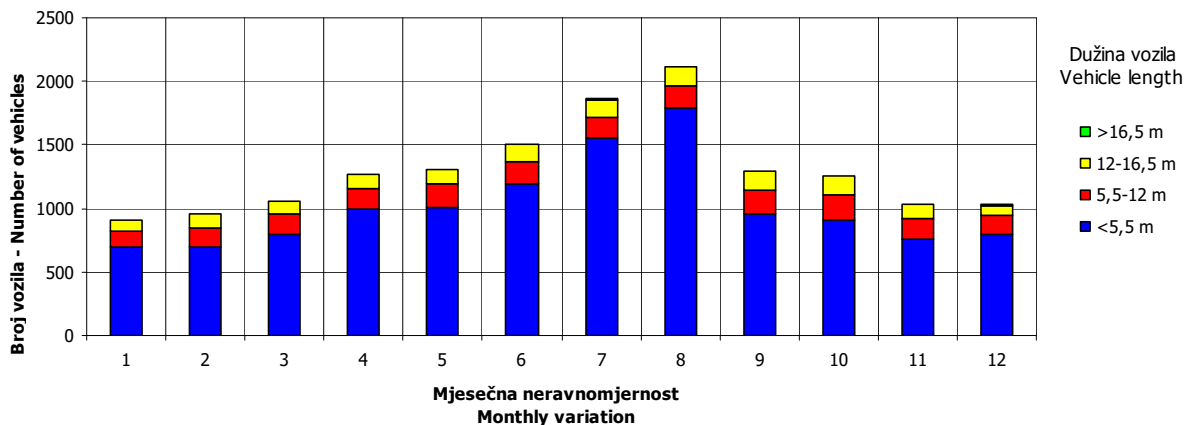
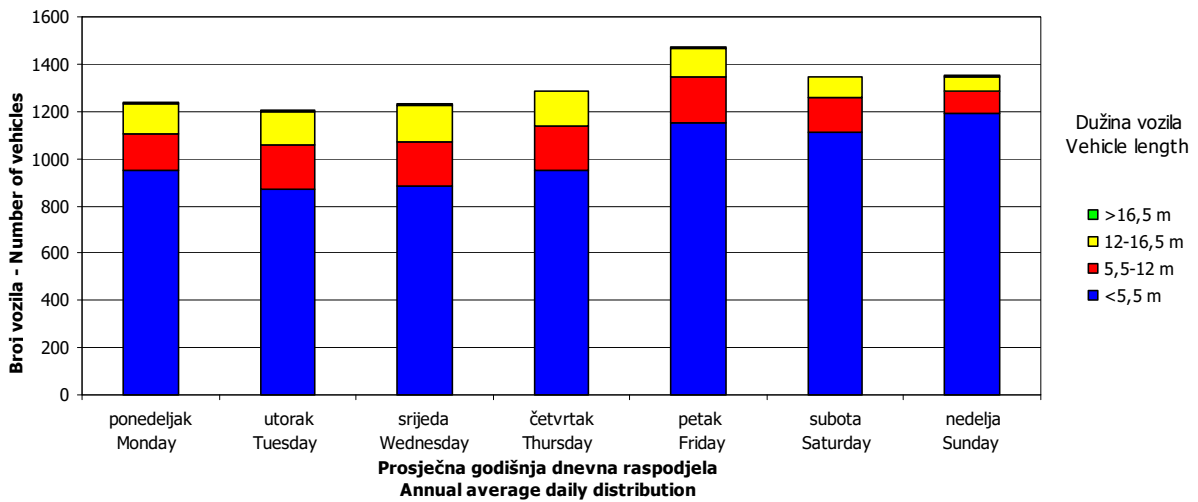
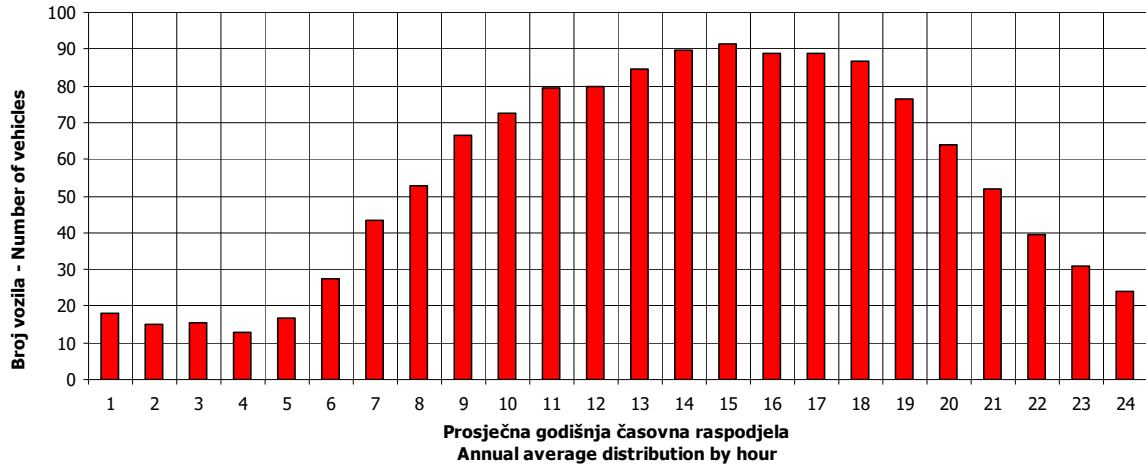
Automatski brojač broj - Automatic counter number 000019  
 Lokalityet - Location / Stacionaža - Mileage [km+tm] Bajvine / 2+951,00  
 Broj puta - Road number/ Dionica - Section M 16 / Crna Rijeka - granica / border RS (Ugar)



**VREMENSKA RASPODJELA SAOBRAĆAJNOG TOKA**  
**TRAFFIC FLOW TIME DISTRIBUTION**

Automatski brojač broj - Automatic counter number  
 Lokalitet - Location / Stacionaža - Mileage [km+m]  
 Broj puta - Road number / Dionica - Section

000019  
 Baljvine / 2+951,00  
 M 16 / Crna Rijeka - granica / border RS (Ugar)  
**PGDS 1316 voz/dan      AADT 1316 veh/day**

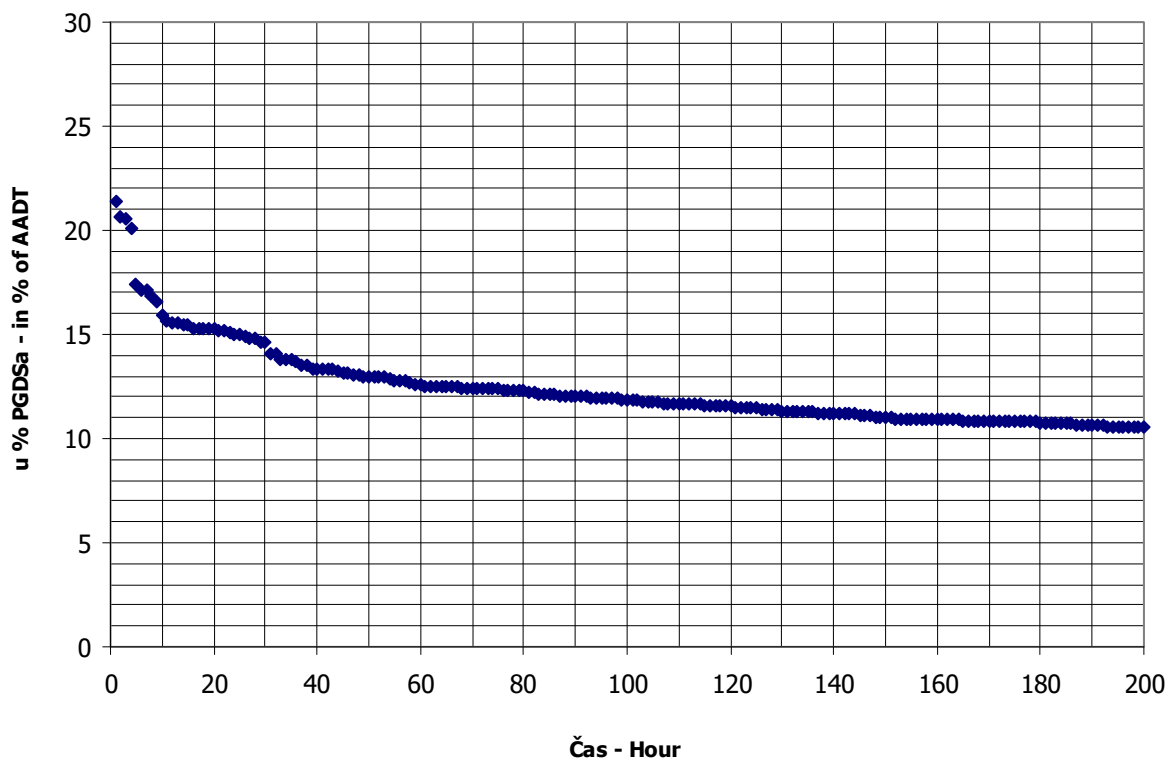


## SATNA DISTRIBUCIJA SAOBRAĆAJNOG TOKA TRAFFIC FLOW HOURLY DISTRIBUTION

Automatski brojač broj - Automatic counter number  
 Lokalitet - Location / Stacionaža - Mileage [km+m]  
 Broj puta - Road number / Dionica - Section

000019  
 Baljvine / 2+951,00  
 M 16 / Crna Rijeka - granica / border RS (Ugar)

PGDS - AADT	1316 voz/dan - veh/day							
Čas - Hour	Maksimalni vršni sat - Maximum peak hour	10	20	30	40	50	100	200
Sat u danu - Hour of day	18	16	11	15	17	17	13	12
Sat u godini - Hour in year	5130	5272	5099	2463	5417	4793	5077	60
Dan - Day of week	nedjelja - Sunday	subota - Saturday	subota - Saturday	ponedeljak - Monday	petak - Friday	nedjelja - Sunday	petak - Friday	subota - Saturday
Datum - Date	2	8	1	13	14	19	31	3
Mjesec - Month	avgust - August	avgust - August	avgust - August	april - April	avgust - August	juli - July	juli - July	januar - January
Vrijednost - Value	281	206	200	185	176	170	156	138
% - percent	21.35	15.65	15.20	14.06	13.37	12.92	11.85	10.49



**BROJANJE VOZILA NA MREŽI PUTEVA U REPUBLICI SRPSKOJ – 2015. GODINA**  
**VEHICLE COUNTING ON THE ROAD NETWORK OF THE REPUBLIC OF SRPSKA – YEAR 2015**

**MJESEČNI BROJ VOZILA**  
**MONTHLY NUMBER OF VEHICLES**

Automatski brojač broj - Automatic counter number  
 Lokalizet - Location / Stacionaža - Mileage [km+m]  
 Broj puta - Road number / Dionica - Section

000020  
 Jezero / 10+796,00  
 M 5 / Mrkonjić Grad - Jezero

	Mjesec - Month											
	Januar- January	Februar- February	Mart- March	April- April	Maj- May	Jun- June	Jul- July	August- August	Septembar- September	Oktobar- October	Novembar- November	Decembar- December
1	1360	1727	2098	2398	2732	2859	2857	4019	2590	2757	2525	2344
2	1700	1943	2158	2617	3384	2527	2965	4117	2749	3060	2462	2348
3	2260	2074	2130	2635	3600	2799	3068	3700	2765	3003	2168	2375
4	2133	2221	2307	2608	2888	2775	3156	3578	2984	2792	2272	2617
5	2316	2278	2302	2434	3564	3119	3132	3472	2781	2719	2414	2306
6	2146	2439	2504	2536	2986	3049	2927	3640	2658	2582	2666	1935
7	1761	2213	2372	2562	2920	2749	3018	3930	2593	2781	2730	2237
8	1874	1846	2184	2723	3157	2700	2926	4078	2599	2820	2474	2381
9	1797	2200	2373	2823	2791	2847	2918	3900	2715	3146	2456	2157
10	1861	2167	2142	3407	2625	2863	3270	3698	2867	2915	2313	2174
11	1589	2120	2353	3467	2654	3088	3165	3387	3065	2619	2337	2294
12	1990	2138	2329	3231	2857	3219	3201	3547	2477	2559	2465	1982
13	1965	2312	2493	3322	3124	2900	3039	3689	2382	2224	2657	1644
14	1620	1909	2461	2708	2710	4092	2977	3768	2655	2613	2489	1888
15	1643	1584	2290	2806	3013	2646	4546	3556	2438	2629	2032	1393
16	2028	1947	2371	2849	2835	2578	4019	3794	2715	2800	2374	1648
17	1961	1973	2268	2983	2865	2906	3527	3413	2809	2588	2283	1804
18	1678	1309	2344	2649	3068	2751	3922	3193	3181	2231	2563	1834
19	2242	1359	2266	2595	3098	2973	3850	3499	2820	2451	2566	1261
20	2282	1979	2506	2690	2864	2932	3311	3177	2415	2421	2678	1149
21	2056	1844	2078	2664	3094	2611	3309	3198	3285	2587	2815	1472
22	2148	1486	2143	2576	3704	2835	3242	3371	2772	2573	2120	2005
23	2349	1938	2381	2595	3612	2978	3294	3044	2788	2869	2537	2718
24	2010	2010	2067	2885	2735	3556	3824	4411	2894	2698	2630	2831
25	1655	2140	2181	2801	2924	3218	3918	4251	3003	2437	2351	2620
26	2073	1696	2234	2840	2680	3336	4110	4477	2934	2505	2525	2609
27	2243	2640	2703	2776	2832	3366	3522	3002	2726	2607	2335	2124
28	2074	2335	2437	2597	3080	4505	3475	3351	2757	2476	2603	2769
29	2077		2147	2991	3101	2946	3573	3113	2188	2563	2716	2792
30	2048		2399	3823	3123	2823	3631	3009	2758	2984	2605	3293
31	2008		2345		3026		3945	2847		3107		2743
Ukupno- Total	60947	55827	71366	84591	93646	90546	105637	111229	82363	83116	74161	67747
Prosje- Average	1966	1994	2302	2820	3021	3018	3408	3588	2745	2681	2472	2185
Godšnji prosjek (PGDS) - Annual average (AADT)												2689

**BROJANJE VOZILA NA MREŽI PUTEVA U REPUBLICI SRPSKOJ – 2015. GODINA**  
**VEHICLE COUNTING ON THE ROAD NETWORK OF THE REPUBLIC OF SRPSKA – YEAR 2015**

**STRUKTURA SAOBRAĆAJNOG TOKA**  
**TRAFFIC FLOW COMPOSITION**

Automatski brojač broj - Automatic counter number  
 Lokalitet - Location / Stacionaža - Mileage [km+m]  
 Broj puta - Road number / Dionica - Section

000020  
 Jezero / 10+796,00  
 M 5 / Mrkonjić Grad - Jezero

Mjesec - Month	Smjer - Direction	Dužina vozila - Vehicle length								Ukupno - Total
		< 5,5 m	(%)	5,5 - 12 m	(%)	12 - 16,5 m	(%)	< 16,5 m	(%)	
Januar - January	I	26238	87.5	3119	10.4	569	1.9	72	0.2	29999
	II	27634	89.3	2669	8.6	635	2.1	10	0.0	30948
	ukupno - total	53886	88.4	5774	9.5	1206	2.0	81	0.1	60947
Februar - February	I	24292	87.5	2888	10.4	527	1.9	67	0.2	27774
	II	25049	89.3	2419	8.6	576	2.1	9	0.0	28053
	ukupno - total	49359	88.4	5289	9.5	1105	2.0	74	0.1	55827
Mart - March	I	30935	87.5	3678	10.4	671	1.9	85	0.2	35369
	II	32142	89.3	3104	8.6	739	2.1	12	0.0	35997
	ukupno - total	63098	88.4	6761	9.5	1412	2.0	94	0.1	71366
April - April	I	36684	87.5	4361	10.4	796	1.9	101	0.2	41942
	II	38082	89.3	3678	8.6	876	2.1	14	0.0	42649
	ukupno - total	74791	88.4	8014	9.5	1674	2.0	112	0.1	84591
Maj - May	I	40951	87.5	4869	10.4	888	1.9	113	0.2	46820
	II	41811	89.3	4038	8.6	961	2.1	15	0.0	46826
	ukupno - total	82797	88.4	8872	9.5	1853	2.0	124	0.1	93646
Juni - June	I	39373	87.5	4681	10.4	854	1.9	108	0.2	45017
	II	40654	89.3	3926	8.6	935	2.1	15	0.0	45529
	ukupno - total	80056	88.4	8578	9.5	1792	2.0	120	0.1	90546
Juli - July	I	46720	87.5	5554	10.4	1014	1.9	129	0.2	53416
	II	46628	89.3	4503	8.6	1072	2.1	17	0.0	52221
	ukupno - total	93399	88.4	10008	9.5	2090	2.0	140	0.1	105637
Avgust - August	I	47700	87.5	5671	10.4	1035	1.9	131	0.2	54537
	II	50621	89.3	4888	8.6	1164	2.1	18	0.0	56692
	ukupno - total	98343	88.4	10538	9.5	2201	2.0	147	0.1	111229
Septembar - September	I	35661	87.5	4240	10.4	774	1.9	98	0.2	40773
	II	37136	89.3	3586	8.6	854	2.1	13	0.0	41590
	ukupno - total	72821	88.4	7803	9.5	1630	2.0	109	0.1	82363
Oktobar - October	I	36322	87.5	4318	10.4	788	1.9	100	0.2	41528
	II	37134	89.3	3586	8.6	854	2.1	13	0.0	41588
	ukupno - total	73487	88.4	7874	9.5	1645	2.0	110	0.1	83116
Novembar - November	I	32163	87.5	3824	10.4	698	1.9	89	0.2	36773
	II	33384	89.3	3224	8.6	768	2.1	12	0.0	37388
	ukupno - total	65569	88.4	7026	9.5	1467	2.0	98	0.1	74161
Decembar - December	I	29629	87.5	3522	10.4	643	1.9	82	0.2	33876
	II	30244	89.3	2921	8.6	695	2.1	11	0.0	33871
	ukupno - total	59899	88.4	6418	9.5	1340	2.0	90	0.1	67747
Ukupno (godišnje) - Total (annual)	I	426669	87.5	50726	10.4	9257	1.9	1174	0.2	487826
	II	440519	89.3	42541	8.6	10130	2.1	160	0.0	493350
	ukupno - total	867507	88.4	92958	9.5	19414	2.0	1298	0.1	981176
Prosjeak (PGDS) - Average (AADT)	I	1169	85.9	139	11.1	25	2.7	3	0.3	1337
	II	1207	86.6	117	10.4	28	3.0	0	0.0	1352
	ukupno - total	2377	88.4	255	9.5	53	2.0	4	0.1	2689

**BRONANJE VOZILA NA MREŽI PUTEVA U REPUBLICI SRPSKOJ – 2015. GODINA**  
**VEHICLE COUNTING ON THE ROAD NETWORK OF THE REPUBLIC OF SRPSKA – YEAR 2015**

**SAO BRAĆAJNI POKAZATELJI**

000020  
 Jezero / 10+796,00  
 M 5 / Mrkonjić Grad - Jezero

Automatski brojač broj  
 Lokalizet / Stacionaža [km+m]  
 Broj puta / Dionica

Mjesec	Smjer	minimalni čas		maksimalni čas		mirni dan		maksimalni dan		dnevni prosjek (05-21 h)	noćni prosjek (21-05 h)	prosjek radnim danom	prosjek vikendom	ljetni prosjek
		datum/dan	čas	voz/h	datum/dan	čas	voz/dan	datum/dan	voz/dan					
Januar	I	30/petak	3	1	5/ponedjeljak	15	103	11/nedjelja	684	1196	837	130	536	431
	II	15/četvrtak	4	1	6/utorak	18	109	1/četvrtak	665	1206	879	120	541	458
	I+II	27/utorak	1	4	5/ponedjeljak	14	197	1/četvrtak	1360	2349	1716	250	1078	888
	I	24/utorak	1	1	27/petak	14	111	18/srijeda	655	1397	878	114	729	263
Februar	II	12/četvrtak	4	0	27/petak	16	121	18/srijeda	654	1243	900	102	731	271
	I+II	6/petak	1	4	27/petak	16	228	18/srijeda	1309	2640	1778	215	1460	534
	I	28/subota	2	0	27/petak	15	124	1/nedjelja	957	1400	1006	134	823	318
	II	17/utorak	3	0	15/nedjelja	15	115	21/subota	1025	1303	1040	122	827	334
Mart	I+II	28/subota	2	0	6/petak	15	216	24/utorak	2067	2703	2046	256	1650	652
	I	1/srijeda	1	3	12/nedjelja	19	207	5/nedjelja	1143	1906	1216	182	910	487
	II	3/petak	2	3	26/nedjelja	19	196	1/srijeda	1206	1917	1255	167	931	491
	I+II	1/srijeda	1	8	12/nedjelja	19	297	1/srijeda	2398	3823	2470	349	1841	978
Maj	I	22/petak	3	3	22/petak	17	177	10/nedjelja	1217	1949	1306	204	984	526
	II	15/petak	3	0	2/subota	11	180	13/srijeda	1219	1854	1317	193	962	549
	I+II	22/petak	3	5	3/nedjelja	16	320	10/nedjelja	2625	3704	2624	397	1946	1075
	I	23/utorak	1	3	28/nedjelja	13	206	2/utorak	1220	2149	1292	208	1071	429
Juni	II	1/ponedjeljak	3	2	28/nedjelja	15	229	2/utorak	1307	2356	1315	203	1074	444
	I+II	1/ponedjeljak	3	9	28/nedjelja	15	380	2/utorak	2527	4505	2608	411	2145	873
	I	7/utorak	3	4	16/četvrtak	11	169	6/ponedjeljak	1416	2439	1466	257	1257	467
	II	29/srijeda	4	3	26/nedjelja	18	208	1/srijeda	1411	2246	1447	238	1233	451
Juli	I+II	7/utorak	3	10	26/nedjelja	18	362	1/srijeda	2857	4546	2913	494	2490	918
	I	13/četvrtak	2	7	9/nedjelja	20	165	1/subota	1392	2109	1490	270	1191	569
	II	12/srijeda	3	4	26/srijeda	14	185	31/ponedjeljak	1455	2397	1571	257	1236	592
	I+II	29/subota	3	15	26/srijeda	14	344	31/ponedjeljak	2847	4477	3061	527	2427	1161
Avgust	I	8/utorak	1	2	9/srijeda	13	154	29/utorak	1084	1632	1192	167	1014	346
	II	11/petak	3	1	6/nedjelja	18	144	29/utorak	1104	1653	1224	162	1025	361
	I+II	29/utorak	3	4	21/ponedjeljak	15	278	29/utorak	2188	3285	2416	329	2039	706
	I	20/utorak	2	2	14/srijeda	14	143	18/nedjelja	1071	1665	1173	166	953	387
Septembar	II	2/petak	3	3	4/nedjelja	17	150	13/utorak	1104	1496	1183	158	942	400
	I+II	21/srijeda	1	5	4/nedjelja	17	251	13/utorak	2224	3146	2357	325	1894	787
	I	3/utorak	1	1	18/srijeda	13	169	15/nedjelja	952	1427	1085	141	861	365
	II	16/ponedjeljak	3	1	19/četvrtak	1	157	15/nedjelja	1080	1428	1106	140	861	385
Okobar	I+II	3/utorak	1	4	29/nedjelja	15	250	15/nedjelja	2032	2815	2191	281	1722	750
	I	20/nedjelja	21	0	23/srijeda	15	142	20/nedjelja	497	1662	969	123	855	238
	II	6/nedjelja	3	1	30/srijeda	12	142	19/subota	605	1631	975	118	846	247
	I+II	6/nedjelja	3	3	30/srijeda	12	264	20/nedjelja	1149	3293	1944	241	1701	484
Novembar	I	28.3./subota	2	0	12.4./nedjelja	19	207	20.12./nedjelja	497	2439	1161	175	1352	1302
	II	12.2./četvrtak	4	0	28.6./nedjelja	15	229	19.12./subota	605	2397	1186	165	1355	1345
	I+II	28.3./subota	2	0	28.6./nedjelja	15	380	20.12./nedjelja	1149	4546	2347	341	2707	2647
	II	12.2./četvrtak	4	0	28.6./nedjelja	15	380	20.12./nedjelja	1149	4546	2347	341	2707	2647

**BROJANJE VOZILA NA MREŽI PUTEVA U REPUBLICI SRPSKOJ – 2015. GODINA**  
**VEHICLE COUNTING ON THE ROAD NETWORK OF THE REPUBLIC OF SRPSKA – YEAR 2015**

**TRAFFIC PARAMETERS**

Automatic counter number  
 Location / Mileage [km+m]  
 Road number / Section

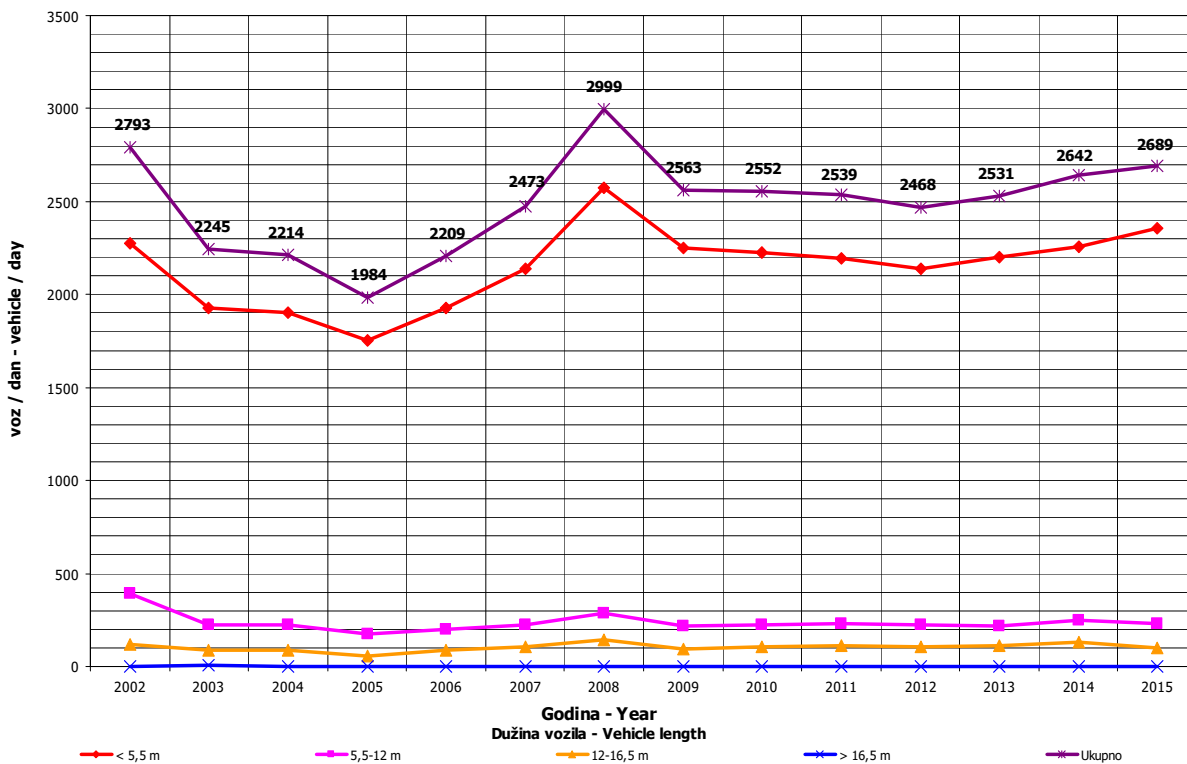
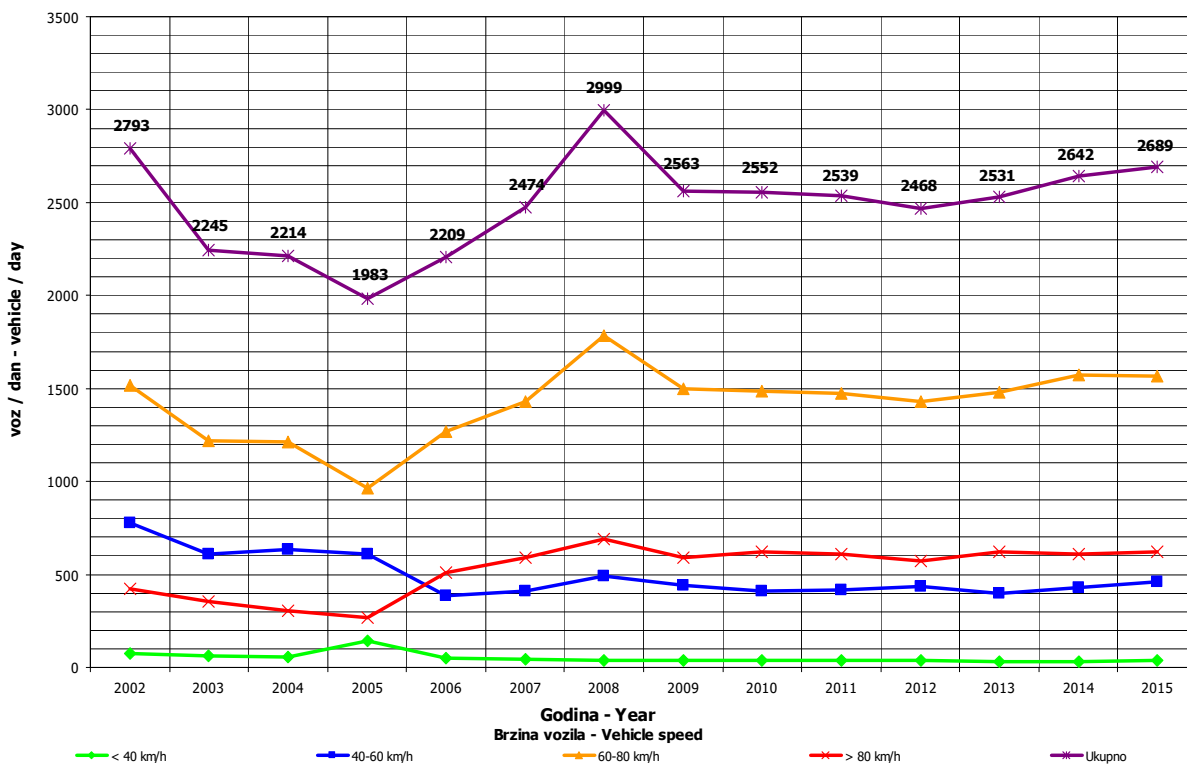
000020  
 Jezero / 10+796,00  
 M 5 / Mirkonjić Grad - Jezero

Month	Direction	minimum hour		maximum hour		veh/h	veh/day	minimum day		maximum day		day time average (5-21 h)	night average (21-05 h)	working day average	weekend average	summer average
		date/day	hour	date/day	hour			date/day	date/day	veh/day	date/day					
January	I	30/Friday	3	5/Monday	15	103	684	11/Sunday	1196	23/Friday	1196	837	130	536	431	
	II	15/Thursday	4	6/Tuesday	18	109	665	1/Thursday	1206	5/Monday	1206	879	120	541	458	
	I+II	27/Tuesday	1	5/Monday	14	197	1360	17/Thursday	2349	23/Friday	2349	1716	250	1078	888	
February	I	24/Tuesday	1	27/Friday	14	111	655	18/Wednesday	1397	27/Friday	1397	878	114	729	263	
	II	12/Thursday	4	27/Friday	16	121	654	18/Wednesday	1243	27/Friday	1243	900	102	731	271	
	I+II	6/Friday	1	27/Friday	16	228	1309	18/Wednesday	2640	27/Friday	2640	1778	215	1460	534	
March	I	28/Saturday	2	27/Friday	15	124	957	1/Sunday	1400	27/Friday	1400	1006	134	823	318	
	II	17/Tuesday	3	15/Sunday	15	115	1025	21/Saturday	1303	27/Friday	1303	1040	122	827	334	
	I+II	28/Saturday	2	6/Friday	15	216	2067	24/Tuesday	2703	27/Friday	2703	2046	256	1650	652	
April	I	1/Wednesday	1	12/Sunday	19	207	1143	5/Sunday	1906	30/Thursday	1906	1216	182	910	487	
	II	3/Friday	2	26/Sunday	19	196	1206	1/Wednesday	1917	30/Thursday	1917	1255	167	931	491	
	I+II	1/Wednesday	1	12/Sunday	19	297	2398	1/Wednesday	3823	30/Thursday	3823	2470	349	1841	978	
May	I	22/Friday	3	22/Friday	17	177	1217	10/Sunday	1949	27/Friday	1949	1306	204	984	526	
	II	15/Friday	3	2/Saturday	11	180	1219	13/Wednesday	1854	3/Sunday	1854	1317	193	962	549	
	I+II	22/Friday	3	3/Sunday	16	320	2625	10/Sunday	3704	27/Friday	3704	2624	397	1946	1075	
June	I	23/Tuesday	1	28/Sunday	13	206	1220	27/Friday	2149	28/Sunday	2149	1292	208	1071	429	1500
	II	1/Monday	3	28/Sunday	15	229	1307	27/Friday	2356	28/Sunday	2356	1315	203	1074	444	1518
	I+II	1/Monday	3	9/Sunday	15	380	2527	27/Friday	4505	28/Sunday	4505	2608	411	2145	873	3018
July	I	7/Tuesday	3	16/Thursday	11	169	1416	6/Monday	2439	16/Thursday	2439	1466	257	1257	467	1723
	II	29/Wednesday	4	26/Sunday	18	208	1411	1/Wednesday	2246	15/Wednesday	2246	1447	238	1233	451	1684
	I+II	7/Tuesday	3	26/Sunday	18	362	2857	1/Wednesday	4546	15/Wednesday	4546	2913	494	2480	918	3408
August	I	13/Thursday	2	9/Sunday	20	165	1392	31/Monday	2109	1/Saturday	2109	1490	270	1191	569	1760
	II	12/Wednesday	3	26/Wednesday	14	185	1455	31/Monday	2397	26/Wednesday	2397	1571	257	1236	592	1828
	I+II	20/Saturday	3	26/Wednesday	14	344	2847	31/Monday	4477	26/Wednesday	4477	3061	527	2427	1161	3588
September	I	8/Tuesday	1	9/Wednesday	13	154	1084	29/Tuesday	1632	21/Monday	1632	1192	167	1014	346	1359
	II	11/Friday	3	6/Sunday	18	144	1104	29/Tuesday	1653	21/Monday	1653	1224	162	1025	361	1386
	I+II	29/Tuesday	3	21/Monday	15	278	2188	29/Tuesday	3285	21/Monday	3285	2416	329	2039	706	2745
October	I	20/Tuesday	2	14/Wednesday	14	143	1071	18/Sunday	1665	9/Friday	1665	1173	166	953	387	
	II	2/Friday	3	4/Sunday	17	150	1104	13/Tuesday	1496	3/Saturday	1496	1183	158	942	400	
	I+II	21/Wednesday	1	4/Sunday	17	251	2224	13/Tuesday	3146	9/Friday	3146	2357	325	1894	787	
November	I	3/Tuesday	1	18/Wednesday	13	169	952	15/Sunday	1427	18/Wednesday	1427	1085	141	861	365	
	II	16/Monday	3	19/Thursday	1	157	1080	15/Sunday	1428	19/Thursday	1428	1106	140	861	385	
	I+II	3/Tuesday	1	29/Sunday	15	250	2032	15/Sunday	2815	21/Saturday	2815	2191	281	1722	750	
December	I	20/Sunday	21	23/Wednesday	15	142	497	20/Sunday	1662	30/Wednesday	1662	969	123	855	238	
	II	6/Sunday	3	30/Wednesday	12	142	605	19/Saturday	1631	30/Wednesday	1631	975	118	846	247	
	I+II	6/Sunday	3	30/Wednesday	12	264	1149	20/Sunday	3293	30/Wednesday	3293	1944	241	1701	484	
Year	I	28.3/Saturday	2	12.4/Sunday	19	207	497	20.12/Sunday	2439	16.7/Thursday	2439	1161	175	1352	1302	1588
	II	1.2/Thursday	4	28.6/Sunday	15	229	605	19.12/Saturday	2397	26.8/Wednesday	2397	1186	165	1355	1345	1607
	I+II	28.3/Saturday	2	28.6/Sunday	15	380	1149	20.12/Sunday	4546	15.7/Wednesday	4546	2347	341	2707	2647	3195

## GODIŠNJA NERAVNOMJERNOST SAOBRAĆAJNOG TOKA TRAFFIC FLOW ANNUAL VARIATION

Automatski brojač broj - Automatic counter number  
 Lokalizet - Location / Stacionaža - Mileage [km+m]  
 Broj puta - Road number / Dionica - Section

000020  
 Jezero / 10+796,00  
 M 5 / Mrkonjić Grad - Jezero

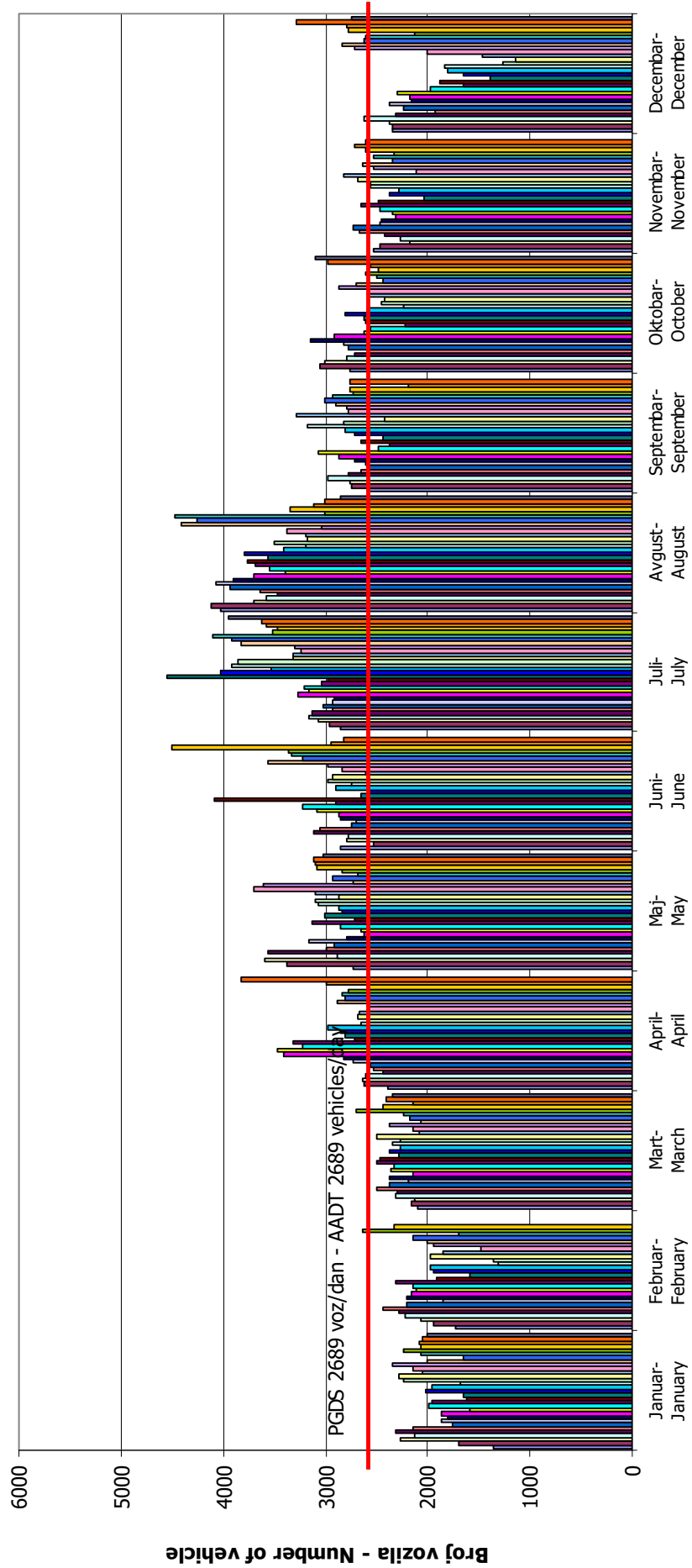




**DNEVNA NERAVNOMJERNOST SAOBRAĆAJNOG TOKA  
 TRAFFIC FLOW DAILY VARIATION**

Automatski brojač broj - Automatic counter number  
 Lokalizet - Location / Stacionaža - Mileage [km+tm]  
 Broj puta - Road number/ Dionica - Section

000020  
 Jezero / 10+796,00  
 M 5 / Mirkonjić Grad - Jezero



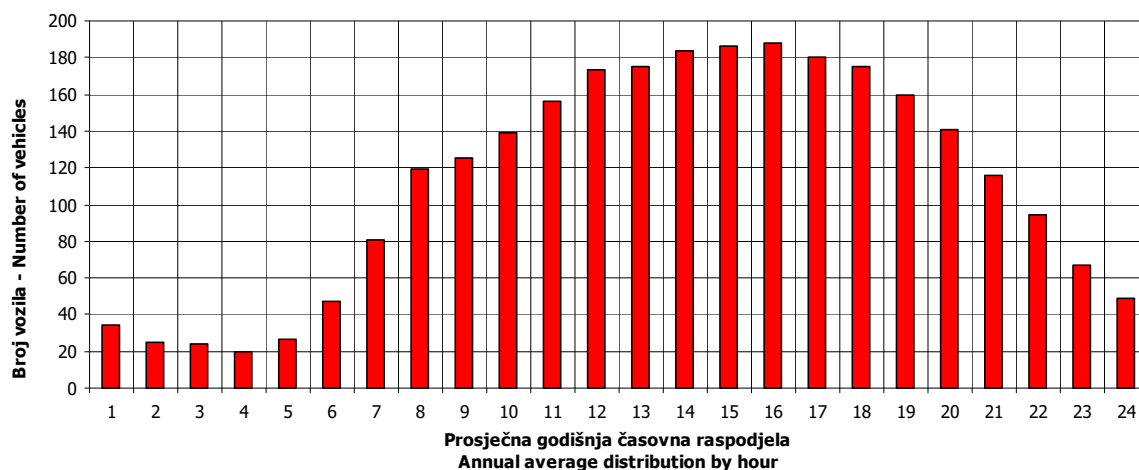
**Dani / Mjeseci - Days / Months**

## VREMENSKA RASPODJELA SAOBRAĆAJNOG TOKA TRAFFIC FLOW TIME DISTRIBUTION

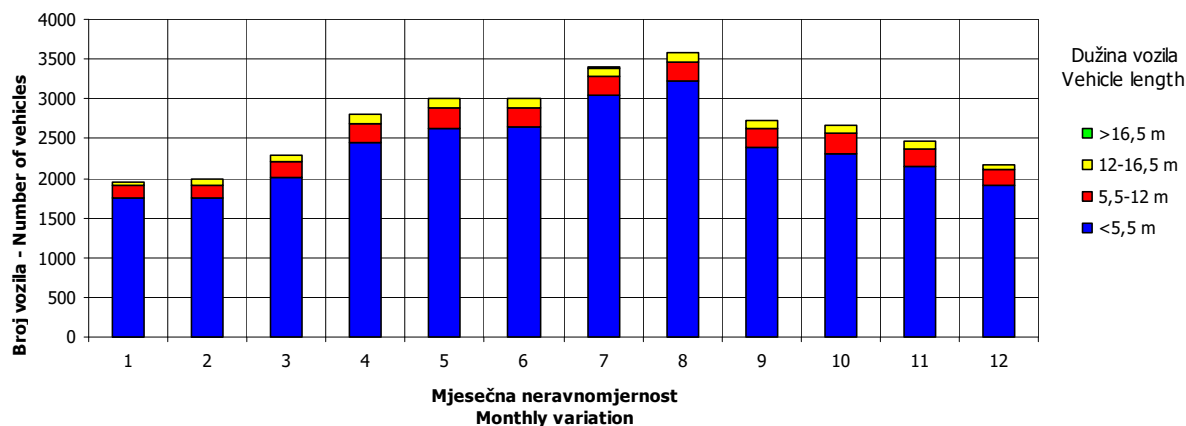
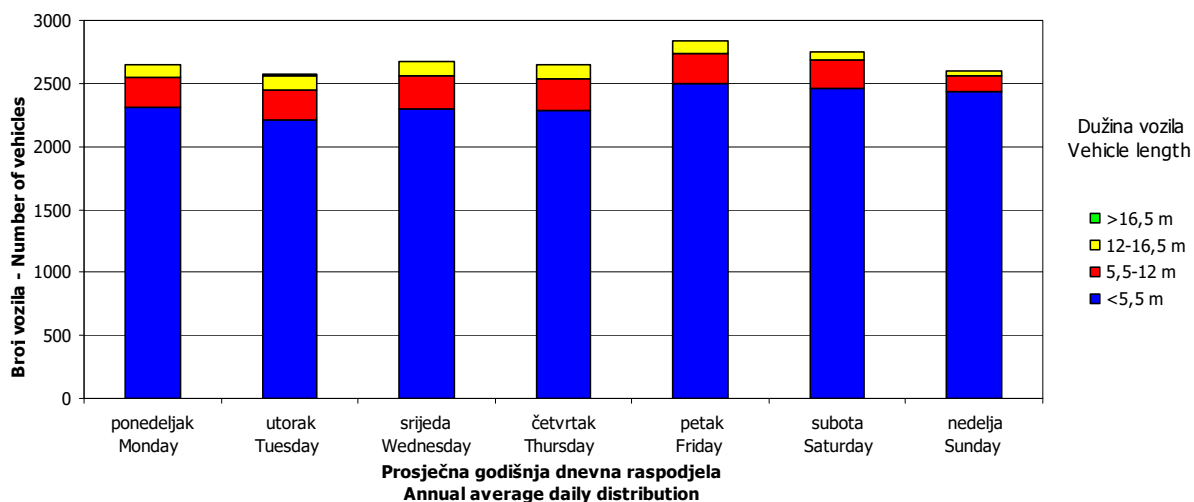
Automatski brojač broj - Automatic counter number  
 Lokalizet - Location / Stacionaža - Mileage [km+m]  
 Broj puta - Road number / Dionica - Section

000020  
 Jezero / 10+796,00  
 M 5 / Mrkonjić Grad - Jezero

**PGDS 2689 voz/dan      AADT 2689 veh/day**



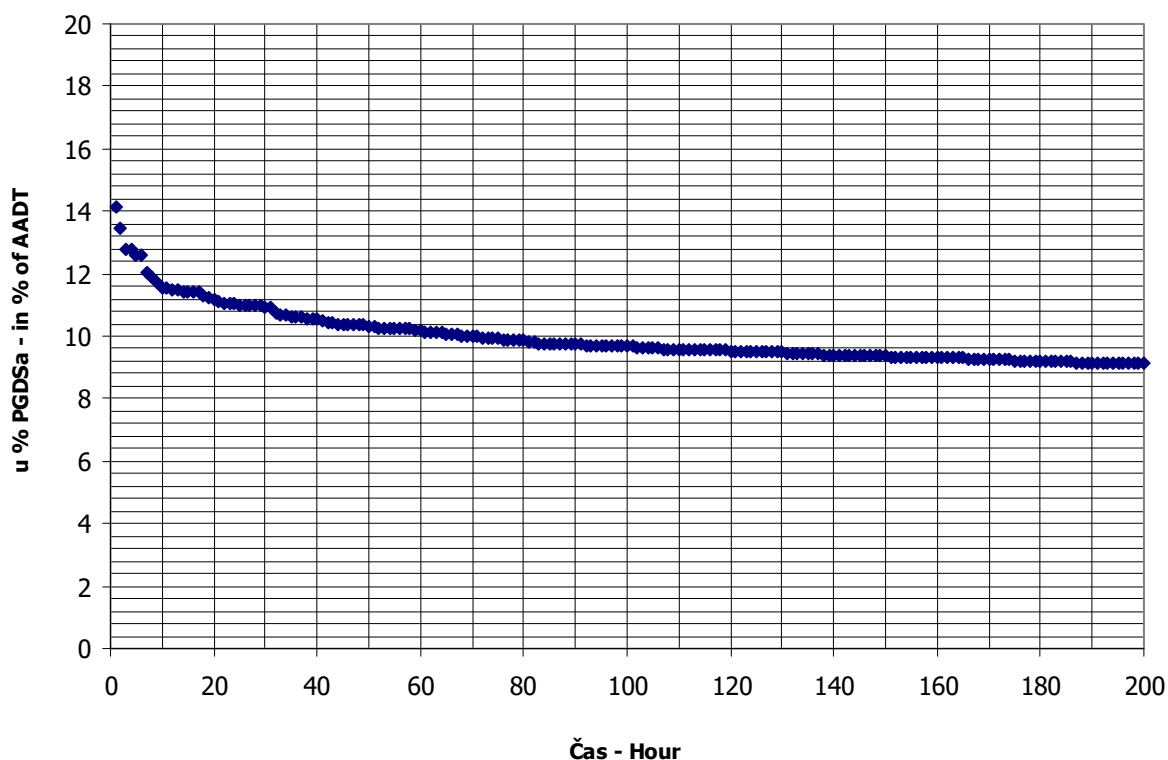
**20**



## SATNA DISTRIBUCIJA SAOBRAĆAJNOG TOKA TRAFFIC FLOW HOURLY DISTRIBUTION

Automatski brojač broj - Automatic counter number 000020  
 Lokalizet - Location / Stacionaža - Mileage [km+m] Jezero / 10+796,00  
 Broj puta - Road number / Dionica - Section M 5 / Mrkonjić Grad - Jezero

<b>PGDS - AADT</b>	<b>2689 voz/dan - veh/day</b>							
Čas - Hour	Maksimalni vršni sat - Maximum peak hour	10	20	30	40	50	100	200
Sat u danu - Hour of day	15	14	19	18	13	14	17	15
Sat u godini - Hour in year	4287	2942	4963	5466	5245	5654	5681	8727
Dan - Day of week	nedelja - Sunday	nedelja - Sunday	nedelja - Sunday	nedelja - Sunday	petak - Friday	ponedeljak - Monday	utorak - Tuesday	srijeda - Wednesday
Datum - Date	28	3	26	16	7	24	25	30
Mjesec - Month	juni - June	maj - May	juli - July	avgust - August	avgust - August	avgust - August	avgust - August	decembar - December
Vrijednost - Value	380	310	298	294	282	277	260	245
% - percent	14.13	11.53	11.08	10.93	10.49	10.30	9.67	9.11



**BROJANJE VOZILA NA MREŽI PUTEVA U REPUBLICI SRPSKOJ – 2015. GODINA**  
**VEHICLE COUNTING ON THE ROAD NETWORK OF THE REPUBLIC OF SRPSKA – YEAR 2015**

**MJESEČNI BROJ VOZILA**  
**MONTHLY NUMBER OF VEHICLES**

Automatski brojač broj - Automatic counter number  
 Lokalizet - Location / Stacionaža - Mileage [km+m]  
 Broj puta - Road number / Dionica - Section

000021  
 Podrašnica / 2+138,00  
 M 15 / Rogolji - Barači

	Mjesec - Month											
	Januar- January	Februar- February	Mart- March	April- April	Maj- May	Jun- June	Jul- July	August- August	Septembar- September	Oktobar- October	Novembar- November	Decembar- December
1	651	676	968	863	1632	1003	1090	2567	1249	1039	1199	808
2	820	664	805	831	1562	847	1046	3127	1233	1185	1020	839
3	942	693	739	942	1672	965	1379	1846	1200	1487	904	810
4	936	699	802	1109	1306	1156	1594	1580	1415	1437	841	950
5	867	649	747	1057	1732	1303	1779	1493	1346	1124	880	941
6	1022	789	933	1000	1801	1941	1187	1393	1659	1037	1030	956
7	959	832	911	1090	1355	1312	1117	1855	1140	998	1157	891
8	762	871	1037	1079	1266	1180	1168	2396	1086	1063	1033	780
9	897	783	763	1085	1439	1113	1105	2553	1107	1254	955	714
10	879	757	693	1293	1349	1246	1412	1805	1205	1772	862	717
11	794	838	707	1408	1194	1189	1757	1513	1187	1228	832	737
12	632	752	743	1407	1288	1376	1975	1585	1553	1019	942	732
13	669	782	979	1196	1095	1506	1477	1636	1400	786	1149	626
14	547	795	955	1019	1086	1304	1322	1828	1076	883	1346	603
15	637	849	1119	1062	1273	1297	1318	2230	1095	833	1120	409
16	690	693	978	1269	1368	1192	1409	2441	1161	1057	1022	478
17	758	749	828	1105	1303	1138	1603	1757	1102	1106	954	579
18	839	867	767	1348	1111	1200	2070	1465	1253	1023	1018	739
19	798	738	814	1261	1157	1372	2370	1604	1570	884	1045	484
20	797	872	884	1167	1219	1413	1716	1549	1457	879	1143	527
21	345	889	627	888	1051	1310	1471	1649	1771	900	1116	509
22	493	990	801	854	1482	963	1379	2036	1181	1032	1158	569
23	693	698	909	865	1508	966	1393	2045	1109	1074	935	780
24	595	766	765	1119	1603	1105	1745	1319	1012	1126	974	893
25	663	735	668	1304	1147	1106	2160	1239	1171	1196	935	972
26	718	472	709	1284	1084	1264	2282	1281	1343	1043	943	914
27	666	752	957	1217	1116	1548	1598	1339	1422	806	977	847
28	647	833	1090	940	1007	1357	1482	1579	1063	988	972	855
29	685		935	1054	1172	1162	1423	1712	1019	968	942	819
30	763		896	1154	1348	1015	1608	1836	1077	1113	868	885
31	812		805		1320		1819	1344		1152		873
Ukupno- Total	22976	21483	26334	33270	41046	36849	48254	55602	37662	33492	30272	23236
Prosje- Average	741	767	849	1109	1324	1228	1557	1794	1255	1080	1009	750
Godšnji prosjek (PGDS) - Annual average (AADT)												1126

**BROJANJE VOZILA NA MREŽI PUTEVA U REPUBLICI SRPSKOJ – 2015. GODINA**  
**VEHICLE COUNTING ON THE ROAD NETWORK OF THE REPUBLIC OF SRPSKA – YEAR 2015**

**STRUKTURA SAOBRAĆAJNOG TOKA**  
**TRAFFIC FLOW COMPOSITION**

Automatski brojač broj - Automatic counter number  
 Lokalitet - Location / Stacionaža - Mileage [km+m]  
 Broj puta - Road number / Dionica - Section

000021  
 Podrašnica / 2+138,00  
 M 15 / Rogolji - Barači

Mjesec - Month	Smjer - Direction	Dužina vozila - Vehicle length								Ukupno - Total
		< 5,5 m	(%)	5,5 - 12 m	(%)	12 - 16,5 m	(%)	< 16,5 m	(%)	
Januar - January	I	10551	87.5	1254	10.4	229	1.9	29	0.2	12063
	II	9744	89.3	941	8.6	224	2.1	4	0.0	10913
	ukupno - total	20314	88.4	2177	9.5	455	2.0	30	0.1	22976
Februar - February	I	9402	87.5	1118	10.4	204	1.9	26	0.2	10750
	II	9584	89.3	925	8.6	220	2.1	3	0.0	10733
	ukupno - total	18994	88.4	2035	9.5	425	2.0	28	0.1	21483
Mart - March	I	11533	87.5	1371	10.4	250	1.9	32	0.2	13187
	II	11740	89.3	1134	8.6	270	2.1	4	0.0	13147
	ukupno - total	23283	88.4	2495	9.5	521	2.0	35	0.1	26334
April - April	I	14557	87.5	1731	10.4	316	1.9	40	0.2	16644
	II	14846	89.3	1434	8.6	341	2.1	5	0.0	16626
	ukupno - total	29416	88.4	3152	9.5	658	2.0	44	0.1	33270
Maj - May	I	17824	87.5	2119	10.4	387	1.9	49	0.2	20379
	II	18454	89.3	1782	8.6	424	2.1	7	0.0	20667
	ukupno - total	36291	88.4	3889	9.5	812	2.0	54	0.1	41046
Juni - June	I	16279	87.5	1935	10.4	353	1.9	45	0.2	18612
	II	16284	89.3	1573	8.6	374	2.1	6	0.0	18237
	ukupno - total	32580	88.4	3491	9.5	729	2.0	49	0.1	36849
Juli - July	I	21565	87.5	2564	10.4	468	1.9	59	0.2	24656
	II	21071	89.3	2035	8.6	485	2.1	8	0.0	23598
	ukupno - total	42664	88.4	4572	9.5	955	2.0	64	0.1	48254
Avgust - August	I	23998	87.5	2853	10.4	521	1.9	66	0.2	27438
	II	25148	89.3	2429	8.6	578	2.1	9	0.0	28164
	ukupno - total	49161	88.4	5268	9.5	1100	2.0	74	0.1	55602
Septembar - September	I	16265	87.5	1934	10.4	353	1.9	45	0.2	18596
	II	17024	89.3	1644	8.6	391	2.1	6	0.0	19066
	ukupno - total	33299	88.4	3568	9.5	745	2.0	50	0.1	37662
Oktobar - October	I	14560	87.5	1731	10.4	316	1.9	40	0.2	16647
	II	15041	89.3	1453	8.6	346	2.1	5	0.0	16845
	ukupno - total	29612	88.4	3173	9.5	663	2.0	44	0.1	33492
Novembar - November	I	13091	87.5	1556	10.4	284	1.9	36	0.2	14967
	II	13666	89.3	1320	8.6	314	2.1	5	0.0	15305
	ukupno - total	26765	88.4	2868	9.5	599	2.0	40	0.1	30272
Decembar - December	I	10142	87.5	1206	10.4	220	1.9	28	0.2	11596
	II	10394	89.3	1004	8.6	239	2.1	4	0.0	11640
	ukupno - total	20544	88.4	2201	9.5	460	2.0	31	0.1	23236
Ukupno (godišnje) - Total (annual)	I	179767	87.5	21372	10.4	3900	1.9	495	0.2	205534
	II	182995	89.3	17672	8.6	4208	2.1	66	0.0	204942
	ukupno - total	362922	88.4	38889	9.5	8122	2.0	543	0.1	410476
Prosjek (PGDS) - Average (AADT)	I	493	85.9	59	11.1	11	2.7	1	0.3	563
	II	501	86.6	48	10.4	12	3.0	0	0.0	561
	ukupno - total	994	37.0	107	4.0	22	0.8	1	0.1	1126

**BRONJANJE VOZILA NA MREŽI PUTEVA U REPUBLICI SRPSKOJ – 2015. GODINA**  
**VEHICLE COUNTING ON THE ROAD NETWORK OF THE REPUBLIC OF SRPSKA – YEAR 2015**

**SAOBRAĆAJNI POKAZATELJI**

000021  
 Podrašnica / 2 +138,00  
 M 15 / Rogolji - Barač

Automatski brojač broj  
 Lokalizet / Stacionaža [km+m]  
 Broj puta / Dionica

Mjesec	Smjer	minimalni čas		maksimalni čas		minimalni dan		maksimalni dan		dnevni prosjek (05-21 h)	noćni prosjek (21-05 h)	prosjek radnim danom	prosjek vikendom	ljetni prosjek
		datum/dan	čas	voz/h	voz/h	datum/dan	voz/dan	voz/dan	voz/dan					
Januar	I	1/četvrtak	4	0	12	92	21/srijeda	175	3/subota	554	30	177	212	
	II	3/subota	2	0	16	55	21/srijeda	170	6/utorak	556	42	173	179	
	I+II	19/četvrtak	3	0	12	116	21/srijeda	345	6/utorak	1022	81	350	391	
Februar	I	2/ponedjeljak	1	0	12	52	26/četvrtak	232	22/nedjelja	463	33	266	119	
	II	3/utorak	1	0	16	69	26/četvrtak	240	22/nedjelja	527	31	261	122	
	I+II	3/utorak	1	0	16	102	26/četvrtak	472	22/nedjelja	990	64	527	241	
Mart	I	2/ponedjeljak	4	0	17	57	21/subota	314	28/subota	570	33	291	135	
	II	4/srijeda	3	0	15	75	21/subota	313	15/nedjelja	590	34	287	137	
	I+II	4/srijeda	3	0	15	110	21/subota	627	15/nedjelja	1119	782	577	272	
April	I	1/srijeda	0	0	12	76	2/četvrtak	414	11/subota	717	505	347	208	
	II	2/četvrtak	3	0	16	86	2/četvrtak	417	12/nedjelja	740	499	340	214	
	I+II	6/ponedjeljak	2	0	12	154	2/četvrtak	831	11/subota	1408	1004	687	422	
Maj	I	4/ponedjeljak	3	0	11	107	28/četvrtak	499	1/petak	913	591	404	254	
	II	1/petak	3	0	14	99	21/četvrtak	497	6/srijeda	946	90	400	266	
	I+II	19/utorak	3	0	14	155	28/četvrtak	1007	6/srijeda	1801	157	805	519	
Juni	I	2/utorak	1	0	9	149	2/utorak	428	6/subota	1002	57	427	193	621
	II	2/utorak	3	0	18	86	2/utorak	419	6/subota	939	79	411	197	608
	I+II	4/četvrtak	4	0	9	196	2/utorak	847	6/subota	1941	142	839	390	1228
Juli	I	9/četvrtak	1	0	6	115	2/četvrtak	554	25/subota	1175	704	538	258	795
	II	1/srijeda	3	0	19	131	2/četvrtak	492	19/nedjelja	1282	627	503	258	761
	I+II	1/srijeda	3	2	19	173	2/četvrtak	1046	19/nedjelja	2370	1331	1041	516	1557
Avgust	I	20/četvrtak	2	0	12	120	26/srijeda	600	2/nedjelja	1432	783	532	353	885
	II	2/nedjelja	5	0	19	201	27/četvrtak	616	2/nedjelja	1695	763	521	387	908
	I+II	14/petak	3	2	19	240	25/utorak	1239	2/nedjelja	3127	1546	1054	740	1794
Septembar	I	1/utorak	2	0	9	127	24/četvrtak	507	21/ponedjeljak	890	58	435	184	620
	II	2/srijeda	4	0	15	105	24/četvrtak	505	6/nedjelja	946	575	428	207	636
	I+II	7/ponedjeljak	1	0	9	161	24/četvrtak	1012	21/ponedjeljak	1771	1143	864	392	1255
Oktobar	I	5/ponedjeljak	4	0	9	119	13/utorak	391	10/subota	879	44	356	181	
	II	5/ponedjeljak	4	0	17	100	13/utorak	395	10/subota	893	49	352	191	
	I+II	5/ponedjeljak	4	0	10	158	13/utorak	786	10/subota	1772	988	709	372	
Novembar	I	3/utorak	0	0	11	66	11/srijeda	411	14/subota	718	463	340	159	
	II	3/utorak	3	0	16	104	11/srijeda	421	22/nedjelja	733	473	335	176	
	I+II	4/srijeda	1	0	16	145	11/srijeda	832	14/subota	1346	935	674	335	
Decembar	I	1/utorak	1	0	11	73	15/utorak	195	5/subota	503	341	278	95	
	II	1/utorak	3	0	16	67	15/utorak	214	6/nedjelja	518	277	277	99	
	I+II	3/četvrtak	3	0	11	103	15/utorak	409	25/petak	972	688	555	194	
Godina	I	1.1./četvrtak	4	0	9	149	21.1./srijeda	175	2.8./subota	1432	509	54	635	732
	II	3.1./subota	2	0	19	201	21.1./srijeda	170	2.8./nedjelja	1695	496	519	657	730
	I+II	15.1./četvrtak	3	0	19	240	21.1./srijeda	345	2.8./nedjelja	3127	1005	1049	1292	1462

**BROJANJE VOZILA NA MREŽI PUTEVA U REPUBLICI SRPSKOJ – 2015. GODINA**  
**VEHICLE COUNTING ON THE ROAD NETWORK OF THE REPUBLIC OF SRPSKA – YEAR 2015**

**TRAFFIC PARAMETERS**

000021  
 Podrašnica / 2 +138,00  
 M 15 / Rogolji - Barač

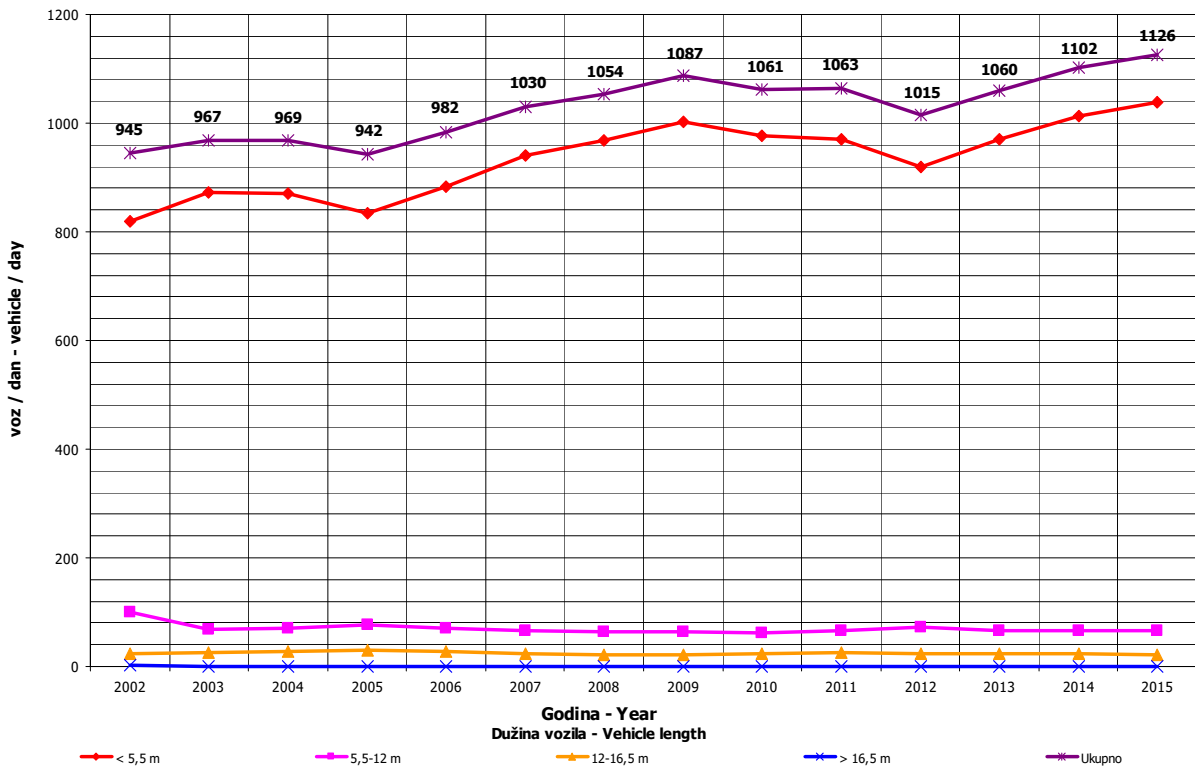
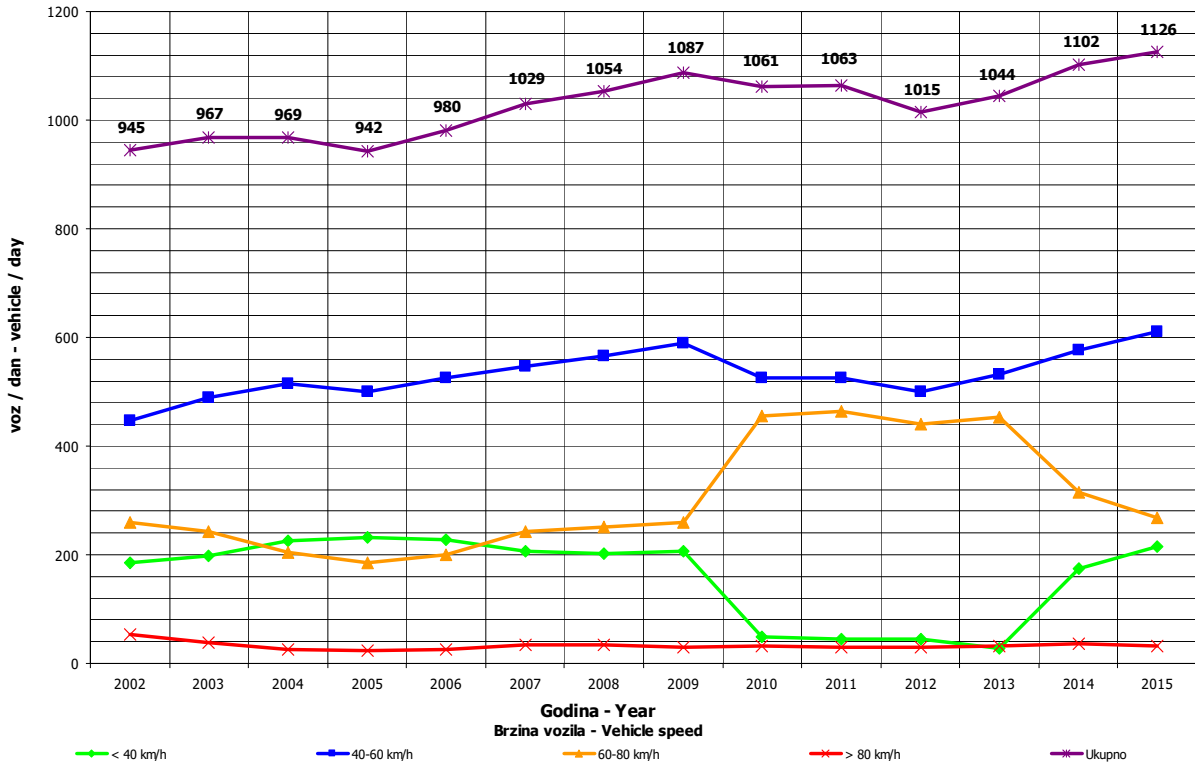
Automatic counter number  
 Location / Mileage [km+m]  
 Road number / Section

Month	Direction	minimum hour		maximum hour		veh/h	date/day	hour	veh/h	minimum day		maximum day		day time average (5-21 h)	night average (21-05 h)	working day average	weekend average	summer average
		date/day	hour	date/day	hour					date/day	veh/day	date/day	veh/day					
January	I	1/Thursday	4	0	3/Saturday	12	92	21/Wednesday	175	3/Saturday	554	3/Saturday	554	350	39	177	212	
	II	3/Saturday	2	0	4/Sunday	16	55	21/Wednesday	170	6/Tuesday	556	6/Tuesday	556	310	42	173	179	
	I+II	15/Thursday	3	0	3/Saturday	12	116	21/Wednesday	345	6/Tuesday	1022	6/Tuesday	1022	660	81	350	391	
February	I	2/Monday	1	0	8/Sunday	12	52	26/Thursday	232	26/Thursday	463	22/Sunday	463	351	33	266	119	
	II	3/Tuesday	1	0	8/Sunday	16	69	26/Thursday	240	26/Thursday	527	22/Sunday	527	352	31	261	122	
	I+II	3/Tuesday	1	0	8/Sunday	16	102	26/Thursday	472	22/Sunday	990	22/Sunday	990	703	64	527	241	
March	I	2/Monday	4	0	13/Friday	17	57	21/Saturday	314	21/Saturday	570	28/Saturday	570	393	33	291	135	
	II	4/Wednesday	3	0	8/Sunday	15	75	21/Saturday	313	15/Sunday	590	15/Sunday	590	390	34	287	137	
	I+II	4/Wednesday	3	0	8/Sunday	15	110	21/Saturday	627	15/Sunday	1119	15/Sunday	1119	782	67	577	272	
April	I	1/Wednesday	0	0	12/Sunday	12	76	2/Thursday	414	2/Thursday	717	11/Saturday	717	505	50	347	208	
	II	2/Thursday	3	0	12/Sunday	16	86	2/Thursday	417	2/Thursday	740	12/Sunday	740	499	55	340	214	
	I+II	6/Monday	2	0	12/Sunday	12	154	2/Thursday	831	2/Thursday	1408	11/Saturday	1408	1004	105	687	422	
May	I	4/Monday	3	0	1/Sunday	11	107	28/Thursday	499	28/Thursday	913	1/Friday	913	591	67	404	254	
	II	1/Friday	3	0	16/Saturday	14	99	21/Thursday	497	21/Thursday	946	6/Wednesday	946	576	90	400	266	
	I+II	19/Tuesday	3	0	3/Sunday	14	155	28/Thursday	1007	28/Thursday	1801	6/Wednesday	1801	1167	157	805	519	
June	I	2/Tuesday	1	0	6/Saturday	9	149	2/Tuesday	428	2/Tuesday	1002	6/Saturday	1002	557	63	427	193	621
	II	2/Tuesday	3	0	6/Saturday	18	86	2/Tuesday	419	2/Tuesday	939	6/Saturday	939	529	79	411	197	608
	I+II	4/Thursday	4	0	6/Saturday	9	196	2/Tuesday	847	2/Tuesday	1941	6/Saturday	1941	1086	142	839	390	1228
July	I	9/Thursday	1	0	25/Saturday	6	115	2/Thursday	554	2/Thursday	1175	25/Saturday	1175	704	92	538	258	795
	II	1/Wednesday	3	0	19/Sunday	19	131	2/Thursday	492	2/Thursday	1282	19/Sunday	1282	627	134	503	258	761
	I+II	1/Wednesday	3	2	26/Sunday	19	173	2/Thursday	1046	2/Thursday	2370	19/Sunday	2370	1331	226	1041	516	1557
August	I	20/Thursday	2	0	2/Sunday	12	120	26/Wednesday	600	26/Wednesday	1432	2/Sunday	1432	783	102	532	353	885
	II	2/Sunday	5	0	2/Sunday	19	201	27/Thursday	616	27/Thursday	1695	2/Sunday	1695	763	145	521	387	908
	I+II	14/Friday	3	2	2/Sunday	19	240	25/Thursday	1239	25/Thursday	3127	2/Sunday	3127	1546	247	1054	740	1794
September	I	1/Tuesday	2	0	21/Monday	9	127	24/Thursday	507	24/Thursday	890	21/Monday	890	568	52	435	184	620
	II	2/Wednesday	4	0	19/Saturday	15	105	24/Thursday	505	24/Thursday	946	6/Sunday	946	575	61	428	207	636
	I+II	7/Monday	1	0	21/Monday	9	161	24/Thursday	1012	24/Thursday	1771	21/Monday	1771	1143	113	864	392	1255
October	I	5/Monday	4	0	10/Saturday	9	119	13/Tuesday	391	13/Tuesday	879	10/Saturday	879	494	44	356	181	
	II	5/Monday	4	0	10/Saturday	17	100	13/Tuesday	395	13/Tuesday	893	10/Saturday	893	494	49	352	191	
	I+II	5/Monday	4	0	10/Saturday	10	158	13/Tuesday	786	13/Tuesday	1772	10/Saturday	1772	988	92	709	372	
November	I	3/Tuesday	3	0	7/Saturday	11	66	11/Wednesday	411	11/Wednesday	718	14/Saturday	718	463	36	340	159	
	II	3/Tuesday	3	0	22/Sunday	16	104	11/Wednesday	421	11/Wednesday	733	22/Sunday	733	473	38	335	176	
	I+II	4/Wednesday	1	0	22/Sunday	16	145	11/Wednesday	832	11/Wednesday	1346	14/Saturday	1346	935	74	674	335	
December	I	1/Tuesday	1	0	25/Friday	11	73	15/Tuesday	195	15/Tuesday	503	5/Saturday	503	341	33	278	95	
	II	1/Tuesday	3	0	6/Sunday	16	67	15/Tuesday	214	15/Tuesday	518	6/Sunday	518	348	28	277	99	
	I+II	3/Thursday	3	0	25/Friday	11	103	15/Tuesday	409	15/Tuesday	972	25/Friday	972	688	61	555	194	
Year	I	1.1./Thursday	4	0	6.6./Saturday	9	149	21.1./Wednesday	175	21.1./Wednesday	1432	2.8./Sunday	1432	509	54	531	635	732
	II	3.1./Saturday	2	0	2.8./Sunday	19	201	21.1./Wednesday	170	21.1./Wednesday	1695	2.8./Sunday	1695	496	66	519	657	730
	I+II	15.1./Thursday	3	0	2.8./Sunday	19	240	21.1./Wednesday	345	21.1./Wednesday	3127	2.8./Sunday	3127	1005	120	1049	1292	1462

## GODIŠNJA NERAVNOMJERNOST SAOBRAĆAJNOG TOKA TRAFFIC FLOW ANNUAL VARIATION

Automatski brojač broj - Automatic counter number  
 Lokalitet - Location / Stacionaža - Mileage [km+m]  
 Broj puta - Road number / Dionica - Section

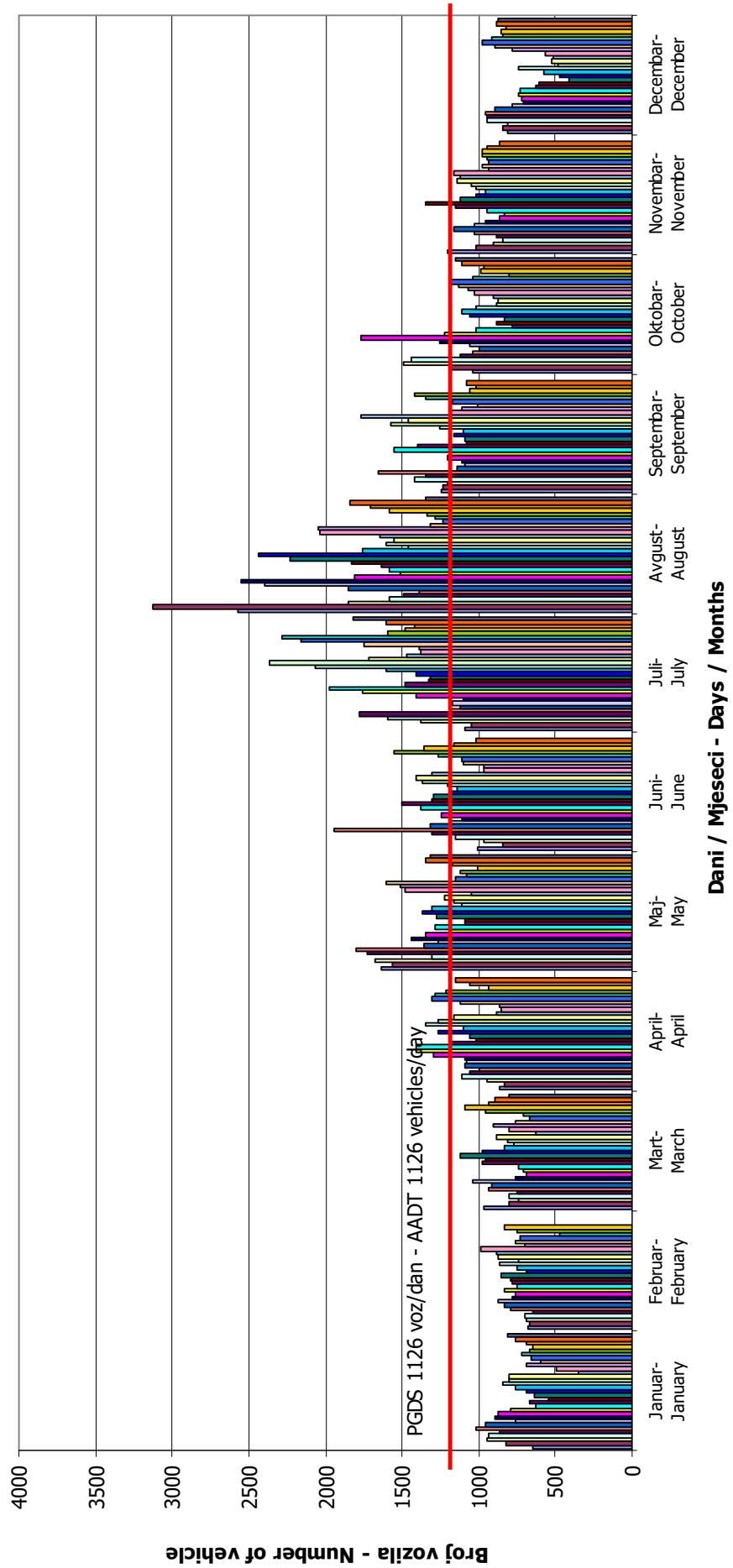
000021  
 Podrašnica / 2+138,00  
 M 15 / Rogolji - Baraći





**DNEVNA NERAVNOMJERNOST SAOBRAĆAJNOG TOKA  
 TRAFFIC FLOW DAILY VARIATION**

Automatski brojač broj - Automatic counter number 000021  
 Lokalizet - Location / Stacionaža - Mileage [km+tm] Podrašnica / 2+138,00  
 Broj puta - Road number/ Dionica - Section M 15 / Rogolji - Barači

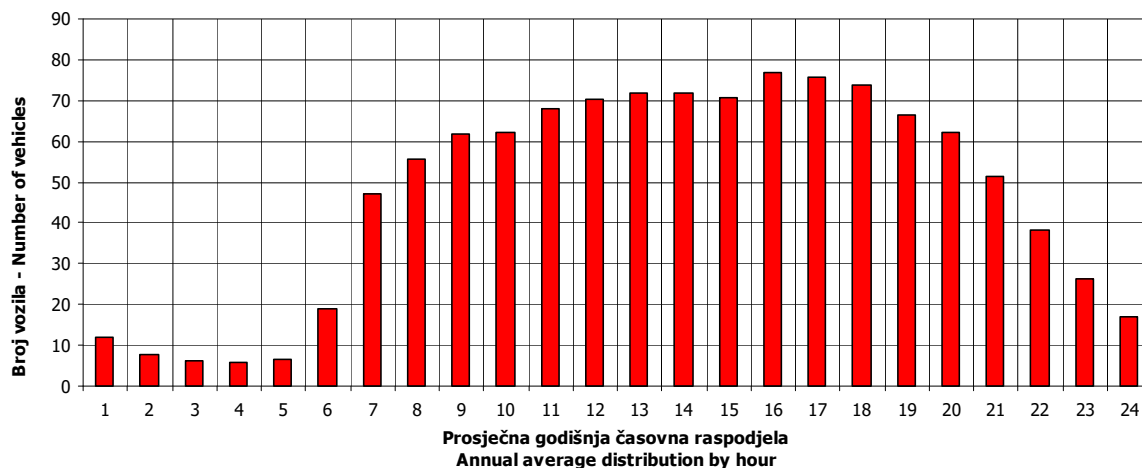


## VREMENSKA RASPODJELA SAOBRAĆAJNOG TOKA TRAFFIC FLOW TIME DISTRIBUTION

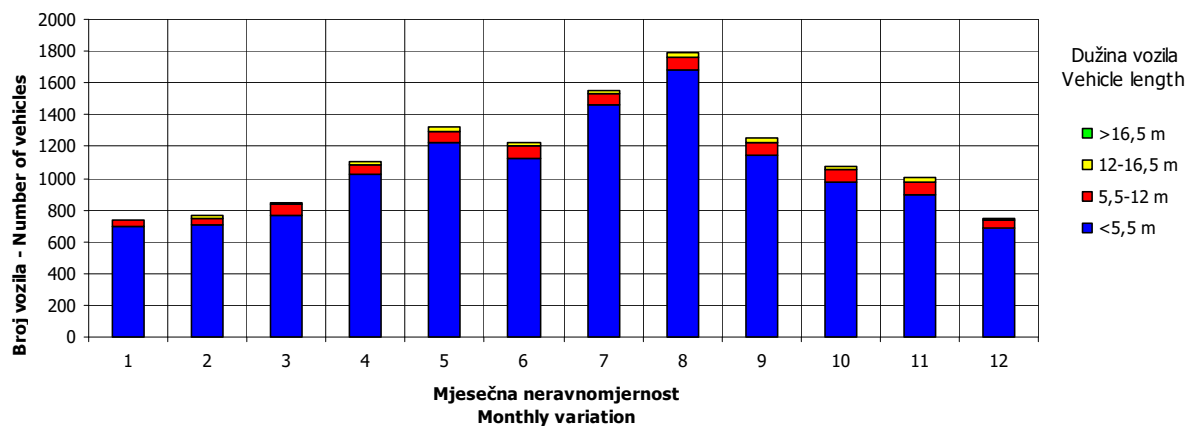
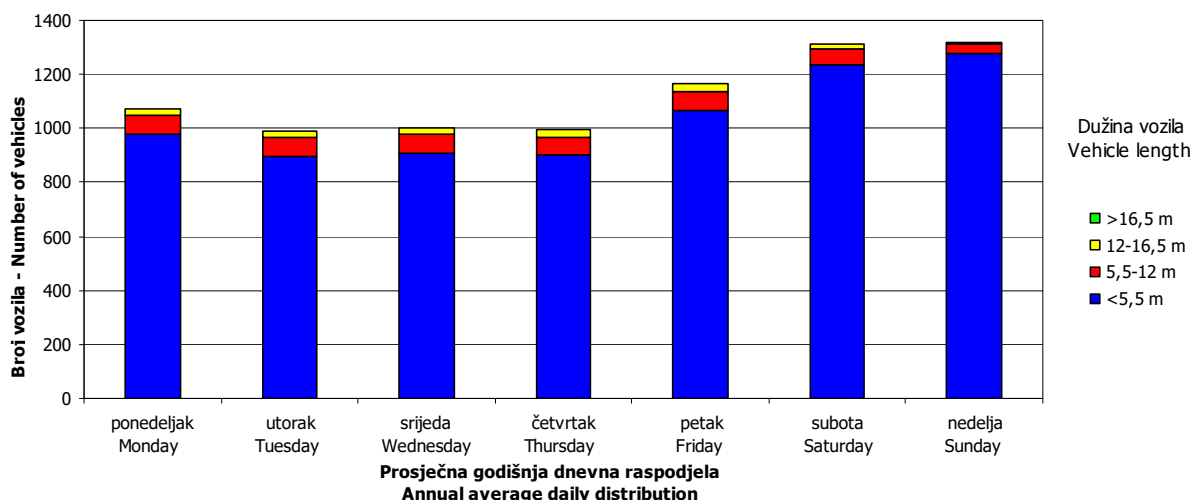
Automatski brojač broj - Automatic counter number  
 Lokalitet - Location / Stacionaža - Mileage [km+m]  
 Broj puta - Road number / Dionica - Section

000021  
 Podrašnica / 2+138,00  
 M 15 / Rogolji - Barači

**PGDS 1126 voz/dan    AADT 1126 veh/day**



**21**

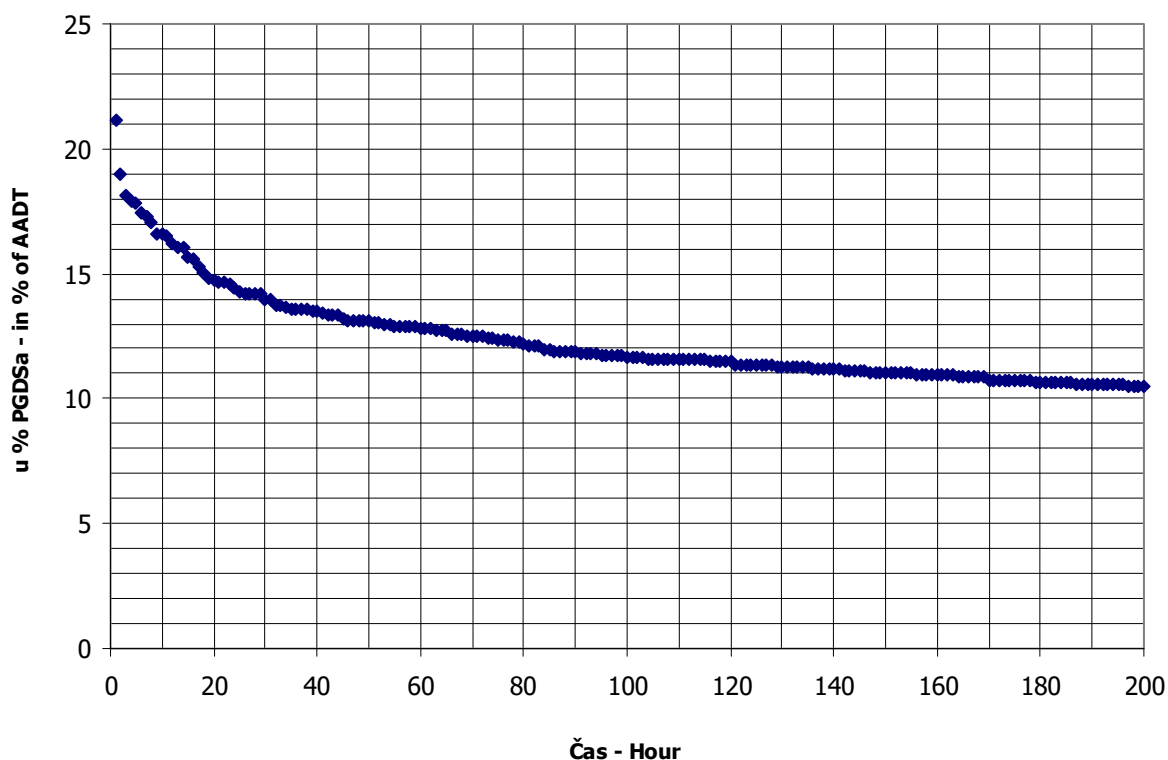


## SATNA DISTRIBUCIJA SAOBRAĆAJNOG TOKA TRAFFIC FLOW HOURLY DISTRIBUTION

Automatski brojač broj - Automatic counter number  
 Lokalitet - Location / Stacionaža - Mileage [km+m]  
 Broj puta - Road number / Dionica - Section

000021  
 Podrašnica / 2+138,00  
 M 15 / Rogolji - Baraći

PGDS - AADT	1126 voz/dan - veh/day							
Čas - Hour	Maksimalni vršni sat - Maximum peak hour	10	20	30	40	50	100	200
Sat u danu - Hour of day	19	12	21	10	13	16	21	20
Sat u godini - Hour in year	5131	5292	5133	6778	2941	4792	5301	5444
Dan - Day of week	nedelja - Sunday	nedelja - Sunday	nedelja - Sunday	subota - Saturday	nedelja - Sunday	nedelja - Sunday	nedelja - Sunday	subota - Saturday
Datum - Date	2	9	2	10	3	19	9	15
Mjesec - Month	avgust - August	avgust - August	avgust - August	oktobar - October	maj - May	juli - July	avgust - August	avgust - August
Vrijednost - Value	240	187	166	158	152	148	132	119
% - percent	21.31	16.61	14.74	14.03	13.50	13.14	11.72	10.57



**BROJANJE VOZILA NA MREŽI PUTEVA U REPUBLICI SRPSKOJ – 2015. GODINA**  
**VEHICLE COUNTING ON THE ROAD NETWORK OF THE REPUBLIC OF SRPSKA – YEAR 2015**

**MJESEČNI BROJ VOZILA**  
**MONTHLY NUMBER OF VEHICLES**

Automatski brojač broj - Automatic counter number  
 Lokalizet - Location / Stacionaža - Mileage [km+m]  
 Broj puta - Road number / Dionica - Section

000022  
 Velečevo / 1+239,00  
 M 5 / granica / border RS (Velečevo) - Čađavica

	Mjesec - Month											
	Januar- January	Februar- February	Mart- March	April- April	Maj- May	Jun- June	Jul- July	August- August	Septembar- September	Oktobar- October	Novembar- November	Decembar- December
1	1379	1436	2010	2055	2470	2327	2389	4065	2282	2325	2324	1913
2	1730	1603	1838	2002	2680	2098	2482	4167	2391	2785	2160	1896
3	1140	1692	1765	2259	3405	2278	2911	3349	2540	2567	1773	1888
4	1356	1764	1886	2075	2390	2306	2918	3304	2646	2635	1763	2194
5	1427	1999	1888	2065	2640	2756	2890	3120	2534	2364	2118	1975
6	1131	2090	2255	1843	2482	3096	2488	3149	2657	2088	2278	2004
7	1366	1973	2027	2030	2418	3342	2667	3616	2164	2195	2239	1866
8	1442	1825	1784	2130	2680	2324	2529	3774	2197	2264	2087	2007
9	1485	1810	1803	2229	2263	2391	2578	4083	2362	2782	1964	1902
10	1301	1834	1798	2920	2229	2391	3083	3203	2366	3018	1906	1790
11	1267	1877	1856	2781	2023	2654	3178	2980	2804	2703	1843	1974
12	1369	1826	1993	2693	2176	2888	3347	3038	2485	2371	2124	1678
13	1451	2028	2219	2501	2032	2731	2738	3050	2494	2012	2387	1525
14	1342	1622	2109	2283	2238	3301	2763	3595	2324	2356	2241	1461
15	1445	1394	2187	2225	2479	2416	2735	3599	2072	2428	2065	1094
16	1684	1646	2028	2528	2405	2152	2882	3897	2374	2626	2011	1311
17	1525	1568	1968	2636	2228	2488	3407	2977	2339	2342	1933	1489
18	1280	1070	1979	2386	2165	2405	3644	2798	2955	2138	2232	1731
19	1131	1182	2044	2220	2044	2810	3951	2998	2717	2040	2143	1075
20	1015	1511	2338	2560	2287	2824	3058	2890	2538	1944	2401	1118
21	563	1503	1761	2067	2448	2533	2975	3033	2969	2215	2479	1349
22	1924	1165	1969	2050	3019	2439	3033	3107	2420	2204	2148	1653
23	2038	1503	1908	2086	2683	2405	3149	3093	2338	2447	2035	2072
24	1733	1731	1699	2350	2530	2808	3512	2645	2426	2268	2175	2315
25	1487	1655	1670	2335	2370	2694	3784	2550	2742	2260	2007	2181
26	1774	1329	1765	2100	2159	3001	3921	2891	2865	2095	2083	2162
27	1691	2197	2139	2046	2413	2960	3081	2652	2837	2128	1965	1908
28	1769	2117	2087	2221	2401	3246	3012	3043	2347	2087	2037	2075
29	1804		1965	2505	2713	2390	3038	2891	1770	2199	2488	2236
30	1826		1799	3365	2585	2386	3409	3008	2293	2707	1932	2575
31	1610		1850		2644		3773	2510		2567		2148
Ukupno- Total	45485	46950	60387	69546	75699	78840	95325	99075	74248	73160	63341	56565
Prosje- Average	1467	1677	1948	2318	2442	2628	3075	3196	2475	2360	2111	1825
Godšnji prosjek (PGDS) - Annual average (AADT)												2298

**BROJANJE VOZILA NA MREŽI PUTEVA U REPUBLICI SRPSKOJ – 2015. GODINA**  
**VEHICLE COUNTING ON THE ROAD NETWORK OF THE REPUBLIC OF SRPSKA – YEAR 2015**

**STRUKTURA SAOBRAĆAJNOG TOKA**  
**TRAFFIC FLOW COMPOSITION**

Automatski brojač broj - Automatic counter number 000022  
 Lokalizet - Location / Stacionaža - Mileage [km+m] Velečevo / 1+239,00  
 Broj puta - Road number / Dionica - Section M 5 / granica / border RS (Velečevo) - Čadavica

Mjesec- Month	Smjer- Direction	Dužina vozila - Vehicle length								Ukupno- Total
		< 5,5 m	(%)	5,5 - 12 m	(%)	12 - 16,5 m	(%)	< 16,5 m	(%)	
Januar - January	I	19925	87.5	2369	10.4	432	1.9	55	0.2	22781
	II	20273	89.3	1958	8.6	466	2.1	7	0.0	22704
	ukupno - total	40216	88.4	4309	9.5	900	2.0	60	0.1	45485
Februar - February	I	20427	87.5	2429	10.4	443	1.9	56	0.2	23355
	II	21069	89.3	2035	8.6	484	2.1	8	0.0	23595
	ukupno - total	41511	88.4	4448	9.5	929	2.0	62	0.1	46950
Mart - March	I	26160	87.5	3110	10.4	568	1.9	72	0.2	29910
	II	27213	89.3	2628	8.6	626	2.1	10	0.0	30477
	ukupno - total	53391	88.4	5721	9.5	1195	2.0	80	0.1	60387
April - April	I	30045	87.5	3572	10.4	652	1.9	83	0.2	34351
	II	31426	89.3	3035	8.6	723	2.1	11	0.0	35195
	ukupno - total	61489	88.4	6589	9.5	1376	2.0	92	0.1	69546
Maj - May	I	33071	87.5	3932	10.4	717	1.9	91	0.2	37811
	II	33830	89.3	3267	8.6	778	2.1	12	0.0	37888
	ukupno - total	66929	88.4	7172	9.5	1498	2.0	100	0.1	75699
Juni - June	I	34186	87.5	4064	10.4	742	1.9	94	0.2	39086
	II	35497	89.3	3428	8.6	816	2.1	13	0.0	39754
	ukupno - total	69706	88.4	7469	9.5	1560	2.0	104	0.1	78840
Juli - July	I	41329	87.5	4914	10.4	897	1.9	114	0.2	47253
	II	42924	89.3	4145	8.6	987	2.1	16	0.0	48072
	ukupno - total	84282	88.4	9031	9.5	1886	2.0	126	0.1	95325
Avgust - August	I	43481	87.5	5169	10.4	943	1.9	120	0.2	49713
	II	44076	89.3	4256	8.6	1014	2.1	16	0.0	49362
	ukupno - total	87597	88.4	9386	9.5	1960	2.0	131	0.1	99075
Septembar - September	I	32379	87.5	3850	10.4	702	1.9	89	0.2	37020
	II	33241	89.3	3210	8.6	764	2.1	12	0.0	37228
	ukupno - total	65646	88.4	7034	9.5	1469	2.0	98	0.1	74248
Oktobar - October	I	31918	87.5	3795	10.4	692	1.9	88	0.2	36493
	II	32741	89.3	3162	8.6	753	2.1	12	0.0	36667
	ukupno - total	64684	88.4	6931	9.5	1448	2.0	97	0.1	73160
Novembar - November	I	27346	87.5	3251	10.4	593	1.9	75	0.2	31265
	II	28641	89.3	2766	8.6	659	2.1	10	0.0	32076
	ukupno - total	56003	88.4	6001	9.5	1253	2.0	84	0.1	63341
Decembar - December	I	24882	87.5	2958	10.4	540	1.9	68	0.2	28449
	II	25105	89.3	2424	8.6	577	2.1	9	0.0	28116
	ukupno - total	50012	88.4	5359	9.5	1119	2.0	75	0.1	56565
Ukupno (godišnje) - Total (annual)	I	365149	87.5	43412	10.4	7922	1.9	1005	0.2	417488
	II	376036	89.3	36314	8.6	8647	2.1	136	0.0	421133
	ukupno - total	741467	88.4	79452	9.5	16593	2.0	1109	0.1	838621
Prosjeak (PGDS) - Average (AADT)	I	1000	85.9	119	11.1	22	2.7	3	0.3	1144
	II	1030	86.6	99	10.4	24	3.0	0	0.0	1154
	ukupno - total	2031	88.4	218	9.5	45	2.0	3	0.1	2298

**BRONANJE VOZILA NA MREŽI PUTEVA U REPUBLICI SRPSKOJ – 2015. GODINA**  
**VEHICLE COUNTING ON THE ROAD NETWORK OF THE REPUBLIC OF SRPSKA – YEAR 2015**

**SAO BRAĆAJNI POKAZATELJI**

Automatski brojač broj  
 Lokalizet / Stacionaža [km+m]  
 Broj puta / Dionica

000022  
 Velečevo / 1+239,00  
 M 5 / granica / border RS (Velečevo) - Čadavica

Mjesec	Smjer	minimalni čas			maksimalni čas			voz/h		mirni dan		maksimalni dan		dnevni prosjek (05-21 h)	noćni prosjek (21-05 h)	prosjek radnim danom	prosjek vikendom	ljetni prosjek
		datum/dan	čas	voz/h	datum/dan	čas	voz/h	datum/dan	voz/dan	datum/dan	voz/dan							
Januar	I	7/srijeda	3	0	30/petak	15	101	300	21/srijeda	16	107	23/petak	1031	662	73	395	340	
	II	13/utorak	3	0	23/petak	16	97	263	21/srijeda	15	107	23/petak	1007	665	67	390	342	
	I+II	7/srijeda	3	2	23/petak	16	191	563	21/srijeda	16	111	27/petak	1098	761	73	601	682	
Februar	I	16/ponedjeljak	2	1	8/medija	16	111	543	18/srijeda	18	98	27/petak	1099	766	77	610	232	
	II	10/utorak	1	0	13/petak	18	95	1070	18/srijeda	15	195	27/petak	2197	1526	150	1211	466	
	I+II	19/četvrtak	1	2	15/petak	17	124	811	24/utorak	17	124	20/petak	1160	880	85	673	291	
Mart	I	28/subota	4	0	28/subota	10	117	828	8/medija	10	117	20/petak	1178	892	91	697	286	
	II	28/subota	2	0	15/medija	16	209	1670	25/srijeda	16	209	20/petak	2338	1771	177	1371	577	
	I+II	3/petak	2	1	20/ponedjeljak	16	157	876	2/četvrtak	16	157	20/ponedjeljak	1569	1035	109	739	405	
April	I	1/srijeda	3	1	12/medija	19	185	914	6/ponedjeljak	19	185	30/četvrtak	1830	1048	126	776	397	
	II	1/srijeda	1	5	12/medija	19	269	1843	6/ponedjeljak	19	269	30/četvrtak	3365	2083	235	1516	803	
	I+II	2/subota	4	2	3/medija	15	203	1000	13/srijeda	15	203	3/medija	2017	1085	135	761	459	
Maj	I	6/srijeda	3	1	1/petak	11	172	1022	11/ponedjeljak	11	172	22/petak	1549	1076	147	774	448	
	II	2/subota	4	7	7/medija	15	331	2023	11/ponedjeljak	15	331	3/medija	3405	2161	281	1535	907	
	I+II	2/utorak	2	2	14/medija	9	165	1076	2/utorak	9	165	6/subota	1701	1172	153	896	408	1303
Juni	I	5/petak	1	7	7/medija	18	350	2098	2/utorak	18	350	7/medija	3342	2322	306	1827	801	2628
	II	1/srijeda	1	3	26/medija	19	242	1156	1/srijeda	19	242	19/medija	2220	1321	202	1063	461	1524
	I+II	1/srijeda	1	2	3/petak	19	177	1230	8/srijeda	19	177	31/petak	2045	1347	205	1121	430	1551
Juli	I	1/srijeda	1	9	26/medija	19	341	2389	1/srijeda	19	341	19/medija	3951	2668	407	2184	891	3075
	II	25/utorak	1	4	2/medija	19	219	1234	25/utorak	19	219	2/medija	2287	1407	197	1010	593	1603
	I+II	31/ponedjeljak	3	2	1/subota	10	168	1271	31/ponedjeljak	10	168	1/subota	2155	1390	203	1035	558	1593
Avgust	I	25/utorak	1	9	16/medija	18	328	2510	31/ponedjeljak	18	328	2/medija	4167	2796	400	2045	1151	3196
	II	21/ponedjeljak	3	0	20/medija	18	179	889	29/utorak	18	179	27/medija	1570	1114	120	871	363	1234
	I+II	2/srijeda	3	1	18/petak	18	147	881	29/utorak	18	147	18/petak	1539	1105	137	899	342	1241
Septembar	I	21/ponedjeljak	3	1	21/ponedjeljak	15	277	1770	29/utorak	15	277	21/ponedjeljak	2969	2219	256	1771	704	2475
	II	25/medija	4	0	11/medija	17	166	943	20/utorak	17	166	11/medija	1485	1060	117	808	369	
	I+II	25/medija	4	5	11/medija	17	288	1944	13/utorak	9	180	10/subota	1633	1045	138	827	357	
Okobar	I	27/petak	2	0	18/srijeda	13	146	862	3/utorak	13	146	29/medija	1333	953	88	699	342	726
	II	4/srijeda	0	0	20/petak	17	140	886	4/srijeda	17	140	29/petak	1278	961	109	742	328	
	I+II	4/srijeda	1	3	29/medija	15	262	1763	4/srijeda	15	262	29/medija	2488	1914	197	1441	670	
Decembar	I	8/utorak	1	0	6/medija	16	134	554	15/utorak	16	134	30/srijeda	1315	834	83	697	221	
	II	15/utorak	1	0	31/četvrtak	15	115	490	20/medija	15	115	30/srijeda	1260	820	87	694	213	
	I+II	15/utorak	1	1	6/medija	15	226	1075	19/subota	15	226	30/srijeda	2575	1655	170	1391	434	
Godina	I	7.1./srijeda	3	0	7.1./srijeda	18	274	300	21.1./srijeda	18	274	2287	2287	1024	120	1113	1418	
	II	13.1./utorak	3	0	12.4./medija	19	185	263	21.1./srijeda	19	185	2155	2155	1025	129	1148	1168	1430
	I+II	28.3./subota	2	0	7.6./medija	18	350	563	21.1./srijeda	18	350	4167	4167	2049	249	2261	2379	2848

**BROJANJE VOZILA NA MREŽI PUTEVA U REPUBLICI SRPSKOJ – 2015. GODINA**  
**VEHICLE COUNTING ON THE ROAD NETWORK OF THE REPUBLIC OF SRPSKA – YEAR 2015**

**TRAFFIC PARAMETERS**

Automatic counter number  
 Location / Mileage [km+m]  
 Road number / Section

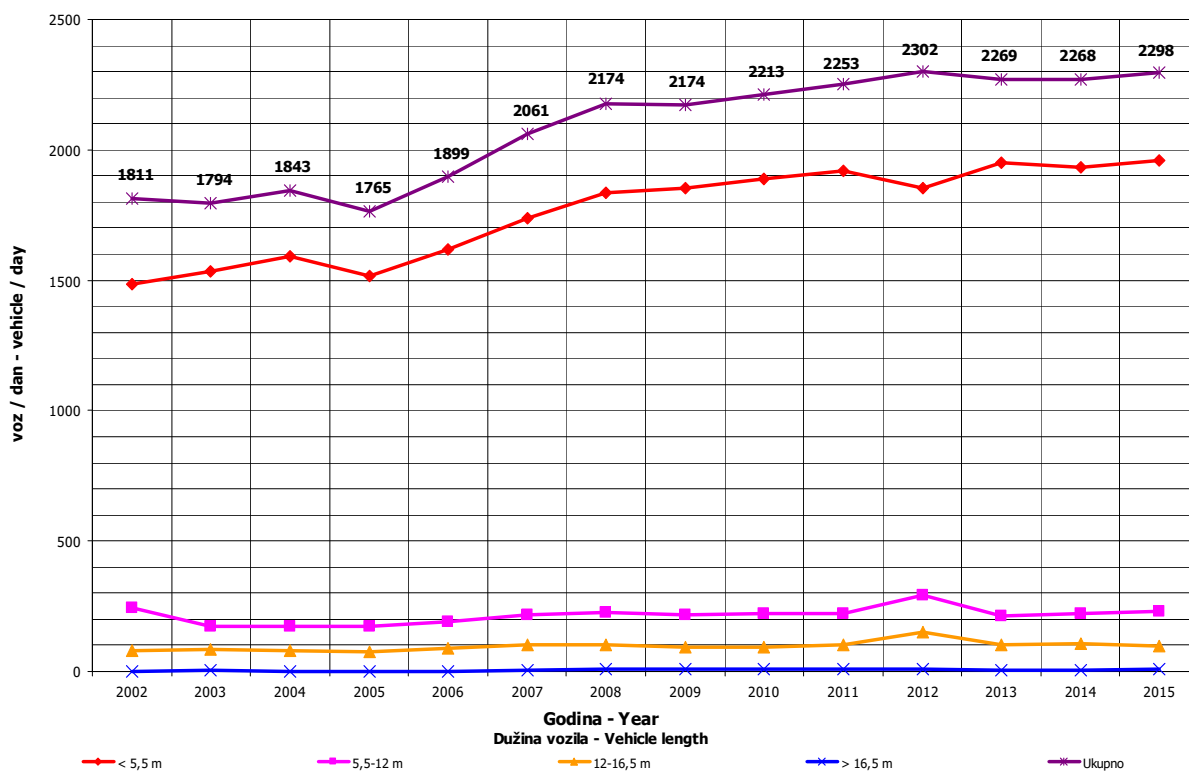
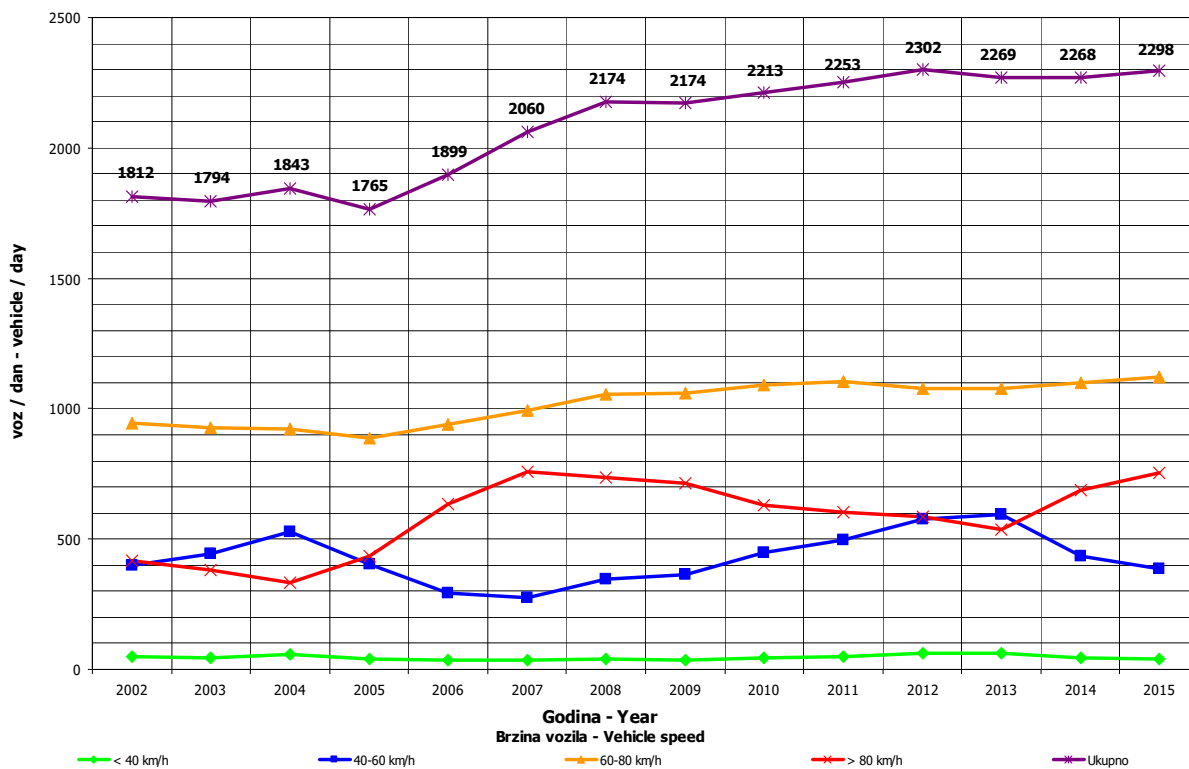
000022  
 Velečevo / 1+239,00  
 M 5 / granica / border RS (Velečevo) - Čadavica

Month	Direction	minimum hour		maximum hour		veh/h	minimum day		maximum day		day time average (5-21 h)	night average (21-05 h)	working day average	weekend average	summer average
		date/day	hour	date/day	hour		date/day	veh/day	date/day	veh/day					
January	I	7/Wednesday	3	0	30/Friday	15	21/Wednesday	300	23/Friday	1031	662	73	395	340	
	II	13/Tuesday	3	0	23/Friday	16	21/Wednesday	263	23/Friday	1007	665	67	390	342	
	I+II	7/Wednesday	3	2	23/Friday	16	21/Wednesday	563	23/Friday	2038	1327	140	786	682	
February	I	16/Monday	2	1	8/Sunday	16	18/Wednesday	543	27/Friday	1098	761	73	601	233	
	II	10/Tuesday	1	0	13/Friday	18	18/Wednesday	527	27/Friday	1099	766	77	610	232	
	I+II	19/Thursday	1	2	13/Friday	15	18/Wednesday	1070	27/Friday	2197	1526	150	1211	466	
March	I	28/Saturday	2	0	15/Sunday	17	24/Tuesday	811	20/Friday	1160	880	85	673	291	
	II	25/Wednesday	4	0	28/Saturday	10	8/Sunday	828	20/Friday	1178	892	91	697	286	
	I+II	3/Friday	2	0	15/Sunday	16	25/Wednesday	1670	20/Friday	2338	1771	177	1371	577	
April	I	3/Friday	2	1	20/Monday	16	2/Thursday	876	20/Monday	1569	1035	109	739	405	
	II	1/Wednesday	3	1	12/Sunday	19	6/Monday	914	30/Thursday	1830	1048	126	776	397	
	I+II	1/Wednesday	1	5	12/Sunday	19	6/Monday	1843	30/Thursday	3365	2083	235	1516	803	
May	I	2/Saturday	4	2	3/Sunday	15	13/Wednesday	1000	20/Friday	2017	1085	135	761	459	
	II	6/Wednesday	3	1	1/Friday	11	11/Monday	1022	22/Friday	1549	1076	147	774	448	
	I+II	2/Saturday	4	7	3/Sunday	15	11/Monday	2023	3/Sunday	3405	2161	281	1535	907	
June	I	7/Sunday	2	2	7/Sunday	18	2/Tuesday	1022	7/Sunday	1825	1150	153	896	408	1303
	II	2/Tuesday	2	2	14/Sunday	9	2/Tuesday	1076	6/Saturday	1701	1172	153	931	394	1325
	I+II	5/Friday	1	7	7/Sunday	18	2/Tuesday	2098	7/Sunday	3342	2322	306	1827	801	2628
July	I	1/Wednesday	1	3	26/Sunday	19	1/Wednesday	1156	19/Sunday	2220	1321	202	1063	461	1524
	II	7/Tuesday	1	2	3/Friday	19	8/Wednesday	1230	31/Friday	2045	1347	205	1121	430	1551
	I+II	1/Wednesday	1	9	26/Sunday	19	1/Wednesday	2389	19/Sunday	3951	2668	407	2184	891	3075
August	I	25/Tuesday	1	4	2/Sunday	19	25/Tuesday	1234	2/Sunday	2287	1407	197	1010	593	1603
	II	31/Monday	3	2	1/Saturday	10	31/Monday	1271	1/Saturday	2155	1390	203	1035	558	1593
	I+II	25/Tuesday	1	9	16/Sunday	18	31/Monday	2510	2/Sunday	4167	2796	400	2045	1151	3196
September	I	21/Monday	3	0	20/Sunday	18	29/Tuesday	889	27/Sunday	1570	1114	120	871	363	1234
	II	2/Wednesday	3	1	18/Friday	18	29/Tuesday	881	18/Friday	1539	1105	137	899	342	1241
	I+II	21/Monday	3	1	21/Monday	15	29/Tuesday	1770	21/Monday	2969	2219	256	1771	704	2475
October	I	25/Sunday	1	0	11/Sunday	17	20/Tuesday	943	11/Sunday	1485	1060	117	808	369	
	II	25/Sunday	4	0	10/Saturday	9	13/Tuesday	977	10/Saturday	1633	1045	138	827	357	
	I+II	25/Sunday	4	5	11/Sunday	17	20/Tuesday	1944	10/Saturday	3018	2105	255	1634	726	
November	I	27/Friday	2	0	18/Wednesday	13	3/Tuesday	862	29/Sunday	1333	953	88	699	342	
	II	4/Wednesday	0	0	20/Friday	17	4/Wednesday	886	20/Friday	1278	961	109	742	328	
	I+II	4/Wednesday	1	3	29/Sunday	15	4/Wednesday	1763	29/Sunday	2488	1914	197	1441	670	
December	I	8/Tuesday	1	0	6/Sunday	16	15/Tuesday	554	30/Wednesday	1315	834	83	697	221	
	II	15/Tuesday	1	0	31/Thursday	15	20/Sunday	490	30/Wednesday	1260	820	87	694	213	
	I+II	15/Tuesday	1	1	6/Sunday	15	19/Saturday	1075	30/Wednesday	2575	1655	170	1391	434	
Year	I	7.1./Wednesday	3	0	7.6./Wednesday	18	21.1./Wednesday	300	2.8./Sunday	2287	1024	120	1113	1211	1418
	II	13.1./Tuesday	3	0	12.4./Sunday	19	21.1./Wednesday	263	1.8./Saturday	2155	1025	129	1148	1168	1430
	I+II	28.3./Saturday	2	0	7.6./Sunday	18	21.1./Wednesday	563	2.8./Sunday	4167	2049	249	2261	2379	2848

## GODIŠNJA NERAVNOMJERNOST SAOBRAĆAJNOG TOKA TRAFFIC FLOW ANNUAL VARIATION

Automatski brojač broj - Automatic counter number  
 Lokalizet - Location / Stacionaža - Mileage [km+m]  
 Broj puta - Road number / Dionica - Section

000022  
 Velečevo / 1+239,00  
 M 5 / granica / border RS (Velečevo) - Čadavica

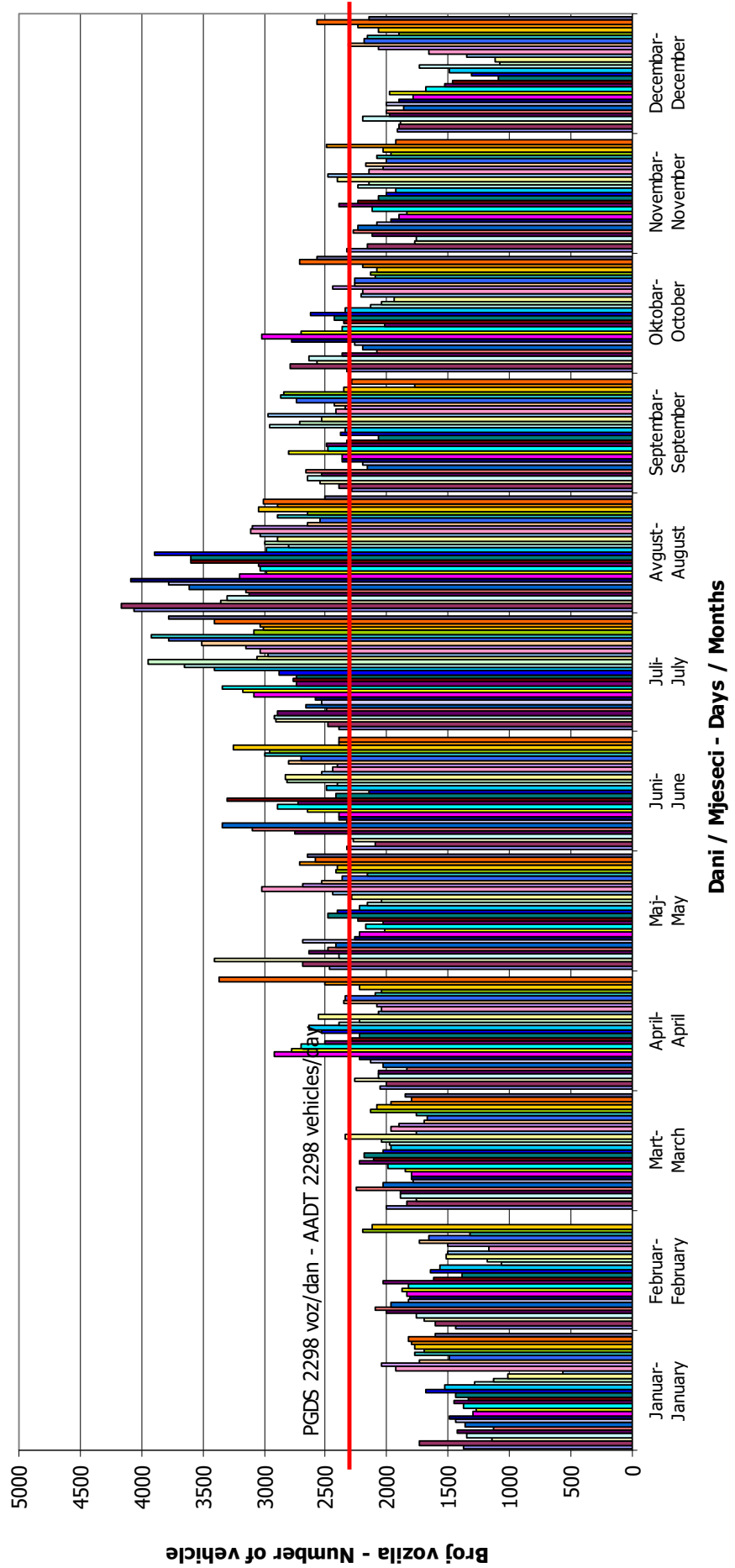




**DNEVNA NERAVNOMJERNOST SAOBRAĆAJNOG TOKA  
 TRAFFIC FLOW DAILY VARIATION**

Automatski brojač broj - Automatic counter number  
 Lokalizacija - Location / Stacionaža - Mileage [km+tm]  
 Broj puta - Road number/ Dionica - Section

000022  
 Velečevo / 1+239,00  
 M 5 / granica / border RS (Velečevo) - Čadavica

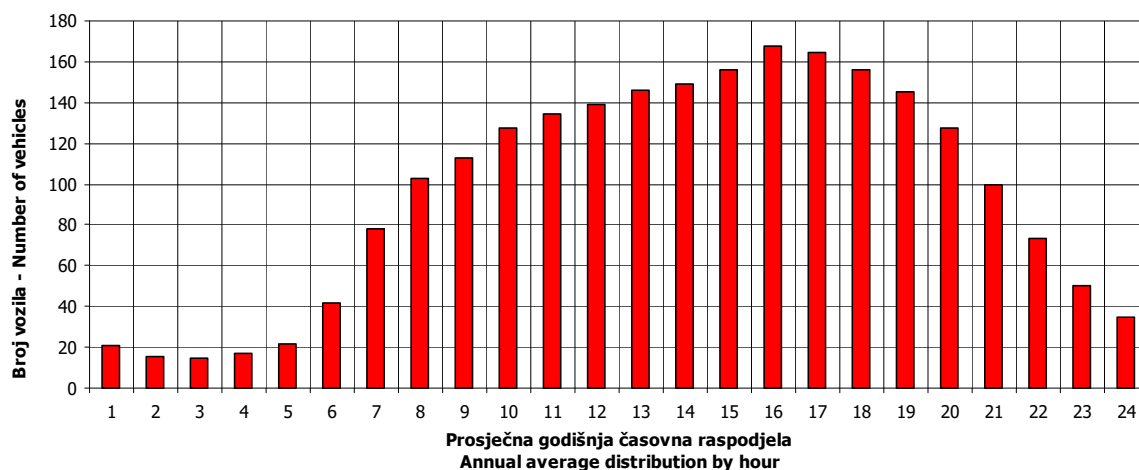


## VREMENSKA RASPODJELA SAOBRAĆAJNOG TOKA TRAFFIC FLOW TIME DISTRIBUTION

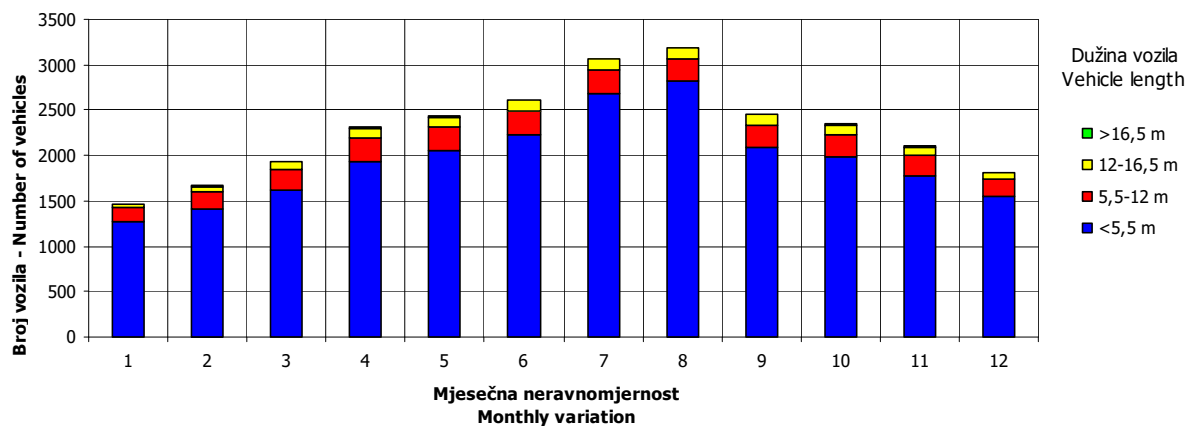
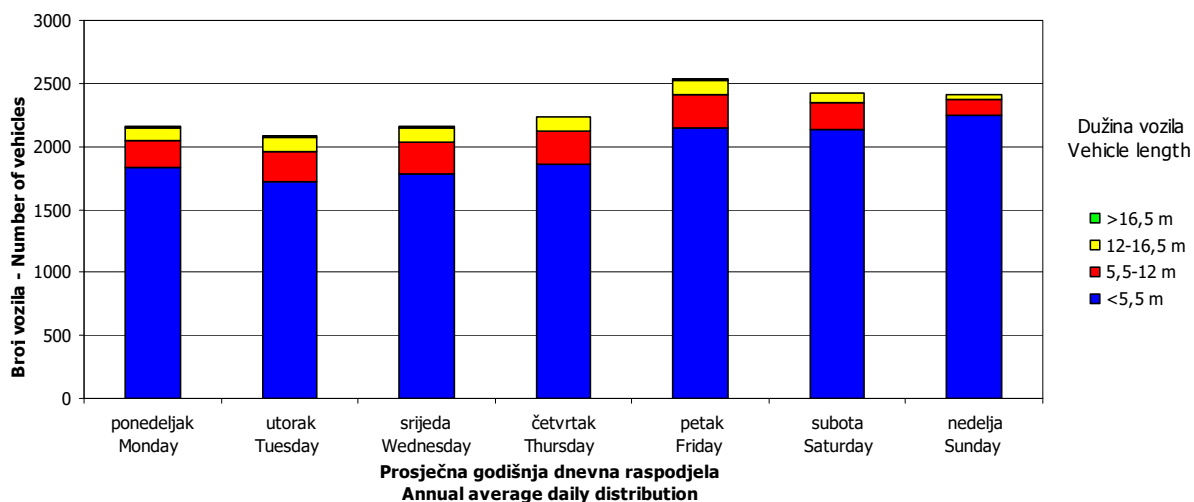
Automatski brojač broj - Automatic counter number  
 Lokalizet - Location / Stacionaža - Mileage [km+m]  
 Broj puta - Road number / Dionica - Section

000022  
 Velečevo / 1+239,00  
 M 5 / granica / border RS (Velečevo) - Čadavica

**PGDS 2298 voz/dan      AADT 2298 veh/day**



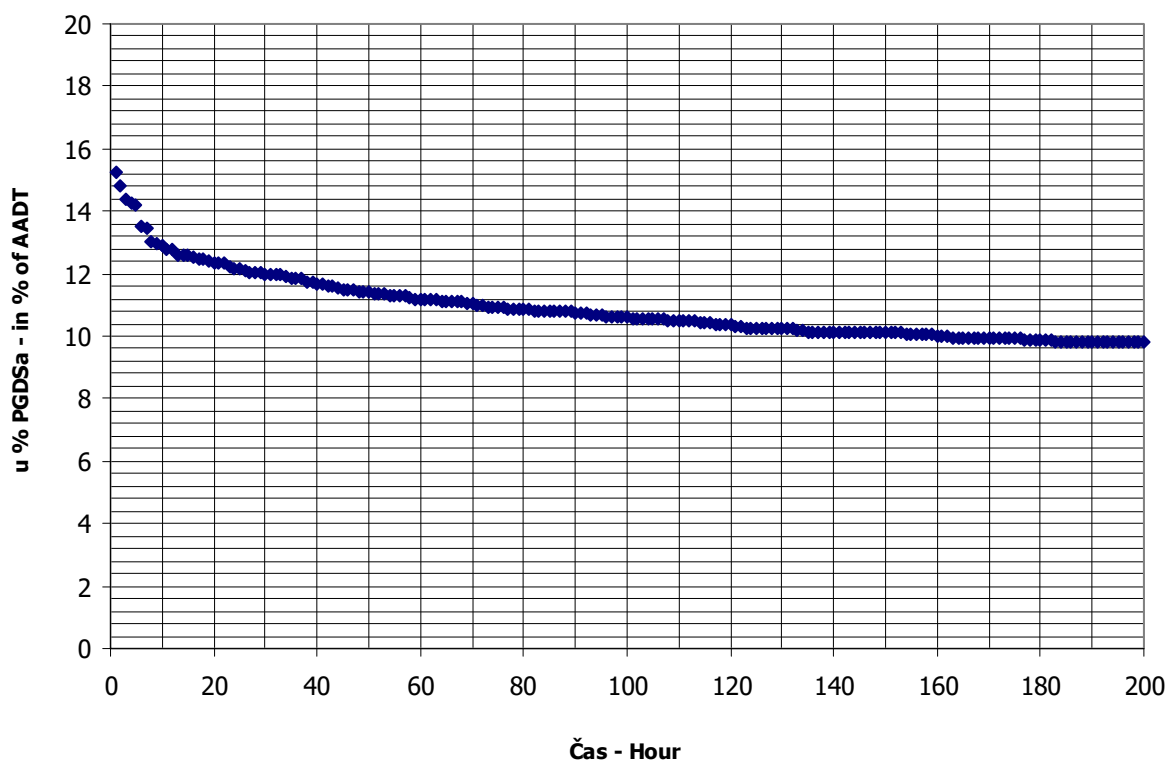
**22**



## SATNA DISTRIBUCIJA SAOBRAĆAJNOG TOKA TRAFFIC FLOW HOURLY DISTRIBUTION

Automatski brojač broj - Automatic counter number 000022  
 Lokalizet - Location / Stacionaža - Mileage [km+m] Velečevo / 1+239,00  
 Broj puta - Road number / Dionica - Section M 5 / granica / border RS (Velečevo) - Čadavica

PGDS - AADT	2298 voz/dan - veh/day							
Čas - Hour	Maksimalni vršni sat - Maximum peak hour	10	20	30	40	50	100	200
Sat u danu - Hour of day	18	18	17	17	18	18	11	19
Sat u godini - Hour in year	3786	4962	5297	4289	5418	2946	2891	5587
Dan - Day of week	nedelja - Sunday	nedelja - Sunday	nedelja - Sunday	nedelja - Sunday	petak - Friday	nedelja - Sunday	petak - Friday	petak - Friday
Datum - Date	7	26	9	28	14	3	1	21
Mjesec - Month	juni - June	juli - July	avgust - August	juni - June	avgust - August	maj - May	maj - May	avgust - August
Vrijednost - Value	350	293	283	275	268	261	243	225
% - percent	15.23	12.75	12.32	11.97	11.66	11.36	10.58	9.79



**BROJANJE VOZILA NA MREŽI PUTEVA U REPUBLICI SRPSKOJ – 2015. GODINA**  
**VEHICLE COUNTING ON THE ROAD NETWORK OF THE REPUBLIC OF SRPSKA – YEAR 2015**

**MJESEČNI BROJ VOZILA**  
**MONTHLY NUMBER OF VEHICLES**

Automatski brojač broj - Automatic counter number  
 Lokalitet - Location / Stacionaža - Mileage [km+m]  
 Broj puta - Road number / Dionica - Section

000023  
 Garevac / 11+104,00  
 M 17 / Crkvina - Modriča 1

	Mjesec - Month											
	Januar- January	Februar- February	Mart- March	April- April	Maj- May	Jun- June	Jul- July	August- August	Septembar- September	Oktobar- October	Novembar- November	Decembar- December
1	2947	3205	3970	5177	4784	5733	5298	8811	5831	5642	5703	4875
2	4184	4181	4670	5227	5377	5469	5437	7715	5519	6271	5334	4721
3	4908	4494	5032	5627	6205	5694	5901	7427	5791	5485	5422	4854
4	4447	4710	4874	5137	5870	5577	5566	7243	6332	5309	5098	5455
5	5092	4777	4941	4590	6338	6322	5008	7041	5569	5290	5300	4519
6	3788	5251	5565	5429	6151	5473	5605	7011	5063	5511	5761	3776
7	2925	4543	4705	6024	6071	5182	6227	8050	5655	5662	5269	4630
8	4128	3810	3914	5435	6938	5478	5652	8069	5831	5559	4401	5012
9	4154	4466	4772	6082	5590	5664	5809	7316	5440	6337	4973	4587
10	4301	4718	4996	7032	5305	5371	6578	7078	5617	5883	5443	5081
11	3671	4494	4876	6479	6565	5857	6471	6919	6639	5065	5189	5310
12	4201	4660	4983	5563	6210	6271	5986	6497	5551	5483	5220	4455
13	4519	5008	5321	7009	5391	5846	6004	7109	5176	5743	6165	3754
14	3247	4409	4959	6236	5452	5238	6218	7986	5486	5295	5335	4713
15	3784	3609	4459	6090	6175	5488	6492	7627	5572	5414	4506	3767
16	4288	4781	4826	6786	5615	5515	6320	7207	5300	6004	5034	3798
17	3769	4679	5082	5994	4819	5524	7251	6735	5495	5489	5309	4356
18	3173	3664	4890	5325	5458	5553	7224	6533	6421	4867	5162	4919
19	4411	3965	5042	4617	5820	6302	6710	6665	5855	5314	4450	4093
20	5182	4520	5386	6157	5641	5835	6988	6436	5907	4951	5791	3430
21	4812	3964	4658	5889	6217	4953	7077	7031	5928	5162	4993	4058
22	4706	3448	4174	5562	6502	5570	6516	6465	5654	5401	4259	4675
23	4970	4359	4715	5818	5678	5601	6814	5853	5350	5896	4907	5235
24	4213	4483	4909	6285	5126	5656	7814	6167	5570	5257	5070	5653
25	3615	4584	5039	5779	5460	5968	7824	6402	6160	4387	4937	5697
26	4331	4713	4946	4960	5591	6403	7066	6120	5637	5545	5140	5288
27	4452	5254	5517	5392	5614	6300	7143	6255	5098	5406	5384	4677
28	4516	4937	4950	5693	6135	6127	6924	6997	5407	5427	4552	5653
29	4574		4439	5967	6523	5797	6718	6323	5583	5737	4207	6270
30	4692		4989	7173	5888	5752	7456	5700	5509	7034	4771	6373
31	3895		5121		5201		8299	5782		6534		5426
Ukupno- Total	129895	123686	150720	174534	179710	171519	202396	214570	169946	172360	153085	149110
Prosjek- Average	4190	4417	4862	5818	5797	5717	6529	6922	5665	5560	5103	4810
Godšnji prosjek (PGDS) - Annual average (AADT)												5456

**BROJANJE VOZILA NA MREŽI PUTEVA U REPUBLICI SRPSKOJ – 2015. GODINA**  
**VEHICLE COUNTING ON THE ROAD NETWORK OF THE REPUBLIC OF SRPSKA – YEAR 2015**

**STRUKTURA SAOBRAĆAJNOG TOKA**  
**TRAFFIC FLOW COMPOSITION**

Automatski brojač broj - Automatic counter number  
 Lokalitet - Location / Stacionaža - Mileage [km+m]  
 Broj puta - Road number / Dionica - Section

000023  
 Garevac / 11+104,00  
 M 17 / Crkvina - Modriča 1

Mjesec - Month	Smjer - Direction	Dužina vozila - Vehicle length								Ukupno - Total
		< 5,5 m	(%)	5,5 - 12 m	(%)	12 - 16,5 m	(%)	< 16,5 m	(%)	
Januar - January	I	56358	87.5	6700	10.4	1223	1.9	155	0.2	64436
	II	58449	89.3	5645	8.6	1344	2.1	21	0.0	65459
	ukupno - total	114847	88.4	12306	9.5	2570	2.0	172	0.1	129895
Februar - February	I	54129	87.5	6435	10.4	1174	1.9	149	0.2	61887
	II	55181	89.3	5329	8.6	1269	2.1	20	0.0	61799
	ukupno - total	109357	88.4	11718	9.5	2447	2.0	164	0.1	123686
Mart - March	I	65947	87.5	7840	10.4	1431	1.9	181	0.2	75399
	II	67255	89.3	6495	8.6	1547	2.1	24	0.0	75321
	ukupno - total	133259	88.4	14279	9.5	2982	2.0	199	0.1	150720
April - April	I	77098	87.5	9166	10.4	1673	1.9	212	0.2	88149
	II	77134	89.3	7449	8.6	1774	2.1	28	0.0	86385
	ukupno - total	154314	88.4	16536	9.5	3453	2.0	231	0.1	174534
Maj - May	I	78655	87.5	9351	10.4	1706	1.9	216	0.2	89930
	II	80166	89.3	7742	8.6	1843	2.1	29	0.0	89780
	ukupno - total	158891	88.4	17026	9.5	3556	2.0	238	0.1	179710
Juni - June	I	75661	87.5	8995	10.4	1641	1.9	208	0.2	86506
	II	75909	89.3	7331	8.6	1746	2.1	28	0.0	85013
	ukupno - total	151649	88.4	16250	9.5	3394	2.0	227	0.1	171519
Juli - July	I	90914	87.5	10809	10.4	1972	1.9	250	0.2	103946
	II	87908	89.3	8489	8.6	2022	2.1	32	0.0	98450
	ukupno - total	178948	88.4	19175	9.5	4005	2.0	268	0.1	202396
Avgust - August	I	92620	87.5	11011	10.4	2009	1.9	255	0.2	105896
	II	97037	89.3	9371	8.6	2231	2.1	35	0.0	108674
	ukupno - total	189712	88.4	20329	9.5	4246	2.0	284	0.1	214570
Septembar - September	I	74368	87.5	8841	10.4	1613	1.9	205	0.2	85028
	II	75825	89.3	7322	8.6	1744	2.1	28	0.0	84918
	ukupno - total	150258	88.4	16101	9.5	3363	2.0	225	0.1	169946
Oktobar - October	I	75953	87.5	9030	10.4	1648	1.9	209	0.2	86840
	II	76362	89.3	7374	8.6	1756	2.1	28	0.0	85520
	ukupno - total	152392	88.4	16330	9.5	3410	2.0	228	0.1	172360
Novembar - November	I	66575	87.5	7915	10.4	1444	1.9	183	0.2	76117
	II	68725	89.3	6637	8.6	1580	2.1	25	0.0	76968
	ukupno - total	135350	88.4	14503	9.5	3029	2.0	202	0.1	153085
Decembar - December	I	65962	87.5	7842	10.4	1431	1.9	182	0.2	75417
	II	65802	89.3	6355	8.6	1513	2.1	24	0.0	73693
	ukupno - total	131836	88.4	14127	9.5	2950	2.0	197	0.1	149110
Ukupno (godišnje) - Total (annual)	I	874240	87.5	103937	10.4	18967	1.9	2406	0.2	999549
	II	885753	89.3	85538	8.6	20369	2.1	321	0.0	991982
	ukupno - total	1760812	88.4	188680	9.5	39405	2.0	2634	0.1	1991531
Prosjek (PGDS) - Average (AADT)	I	2395	85.9	285	11.1	52	2.7	7	0.3	2738
	II	2427	86.6	234	10.4	56	3.0	1	0.0	2718
	ukupno - total	4824	88.4	517	9.5	108	2.0	7	0.1	5456

**BRONANJE VOZILA NA MREŽI PUTEVA U REPUBLICI SRPSKOJ – 2015. GODINA**  
**VEHICLE COUNTING ON THE ROAD NETWORK OF THE REPUBLIC OF SRPSKA – YEAR 2015**

**SAO BRAĆAJNI POKAZATELJI**

Automatski brojač broj  
 Lokalitet / Stacionaža [km+m]  
 Broj puta / Dionica

000023  
 Garevac / 1.1+104,00  
 M 17 / Crkvena - Modriča 1

Mjesec	Smjer	minimalni čas		maksimalni čas		mirni dan		maksimalni dan		dnevni prosjek (05-21 h)	noćni prosjek (21-05 h)	prosjek radnim danom	prosjek vikendom	ljetni prosjek
		datum/dan	čas	voz/h	datum/dan	čas	voz/dan	datum/dan	voz/dan					
Januar	I	7/srijeda	4	5	5/ponedjeljak	13	228	7/srijeda	1403	2642	1860	218	1180	898
	II	7/srijeda	3	4	11/medija	13	255	1/četvrtak	1426	2579	1898	214	1164	948
	I+II	7/srijeda	3	12	20/utorak	11	471	7/srijeda	2925	5182	3758	432	2344	1846
Februar	I	26/četvrtak	1	4	17/utorak	12	213	1/medija	1511	2721	2000	210	1649	561
	II	12/četvrtak	3	4	27/petak	15	227	1/medija	1694	2612	1996	212	1628	579
	I+II	25/srijeda	2	13	27/petak	15	411	1/medija	3205	5254	3996	422	3277	1140
Mart	I	28/subota	2	0	24/utorak	6	216	1/medija	1876	2890	2203	229	1800	632
	II	28/subota	2	0	13/petak	15	231	8/medija	2036	2703	2196	235	1764	666
	I+II	28/subota	2	0	13/petak	15	415	8/medija	3914	5565	4399	463	3564	1298
April	I	2/četvrtak	2	7	30/četvrtak	16	279	19/medija	2229	4009	2605	332	2000	938
	II	7/utorak	2	6	13/ponedjeljak	15	351	5/medija	2339	3872	2559	321	1935	945
	I+II	7/utorak	2	16	13/ponedjeljak	15	552	5/medija	4590	7173	5165	653	3935	1883
Maj	I	11/ponedjeljak	1	10	6/srijeda	12	256	17/medija	2318	3485	2523	377	1963	937
	II	20/srijeda	3	6	3/medija	15	338	1/petak	2148	3558	2557	340	1912	985
	I+II	19/utorak	2	21	3/medija	15	531	1/petak	4784	6938	5080	717	3875	1922
Juni	I	3/srijeda	2	10	5/petak	15	238	14/medija	2391	3363	2516	366	2143	739
	II	3/srijeda	3	7	28/medija	16	262	21/medija	2560	3349	2473	362	2076	759
	I+II	2/utorak	2	22	5/petak	15	465	21/medija	4953	6403	4889	728	4219	1498
Juli	I	3/petak	2	10	31/petak	12	298	5/medija	2400	4558	2958	494	2502	850
	II	6/ponedjeljak	3	7	19/medija	16	291	1/srijeda	2595	3741	2741	436	2354	823
	I+II	3/petak	2	24	31/petak	15	532	5/medija	5008	8299	5999	930	4856	1673
Avgust	I	31/ponedjeljak	3	12	1/subota	10	389	30/medija	2527	4797	2943	471	2313	1101
	II	27/četvrtak	3	6	16/medija	17	331	31/ponedjeljak	2983	4091	3042	465	2315	1192
	I+II	31/ponedjeljak	3	26	1/subota	10	624	30/medija	5700	8811	5986	936	4629	2293
Septembar	I	2/srijeda	3	11	20/medija	18	268	27/medija	2394	3413	2526	307	2118	715
	II	8/utorak	3	4	20/medija	13	329	6/medija	2618	3226	2544	287	2085	746
	I+II	8/utorak	3	15	20/medija	17	485	6/medija	5063	6639	5071	594	4203	1462
Okobar	I	21/srijeda	2	5	30/petak	17	303	25/medija	2070	3844	2513	288	2036	764
	II	7/srijeda	2	5	31/subota	16	275	25/medija	2317	3199	2466	294	1966	793
	I+II	21/srijeda	2	15	30/petak	17	548	25/medija	4387	7034	4978	582	4003	1557
Novembar	I	9/ponedjeljak	2	6	1/medija	17	231	29/medija	1996	3192	2301	236	1845	692
	II	24/utorak	2	4	1/medija	15	337	19/četvrtak	2191	3350	2331	235	1817	749
	I+II	30/ponedjeljak	2	11	1/medija	17	528	29/medija	4207	6165	4632	471	3662	1441
Decembar	I	14/ponedjeljak	2	5	29/utorak	12	280	20/medija	1663	3272	2189	244	1888	544
	II	21/ponedjeljak	3	3	29/utorak	15	269	20/medija	1767	3101	2142	236	1825	552
	I+II	21/ponedjeljak	3	11	29/utorak	15	510	20/medija	3430	6373	4331	479	3713	1097
Godina	I	28.3./subota	2	0	1.8./subota	10	389	7.1/srijeda	1403	4797	2423	315	2832	2529
	II	28.3./subota	2	0	13.4./ponedjeljak	15	351	1.1./četvrtak	1426	4091	2415	304	2759	2628
	I+II	28.3./subota	2	0	1.8./subota	10	624	7.1/srijeda	2925	8811	4837	619	5591	6217

**BROJANJE VOZILA NA MREŽI PUTEVA U REPUBLICI SRPSKOJ – 2015. GODINA**  
**VEHICLE COUNTING ON THE ROAD NETWORK OF THE REPUBLIC OF SRPSKA – YEAR 2015**

**TRAFFIC PARAMETERS**

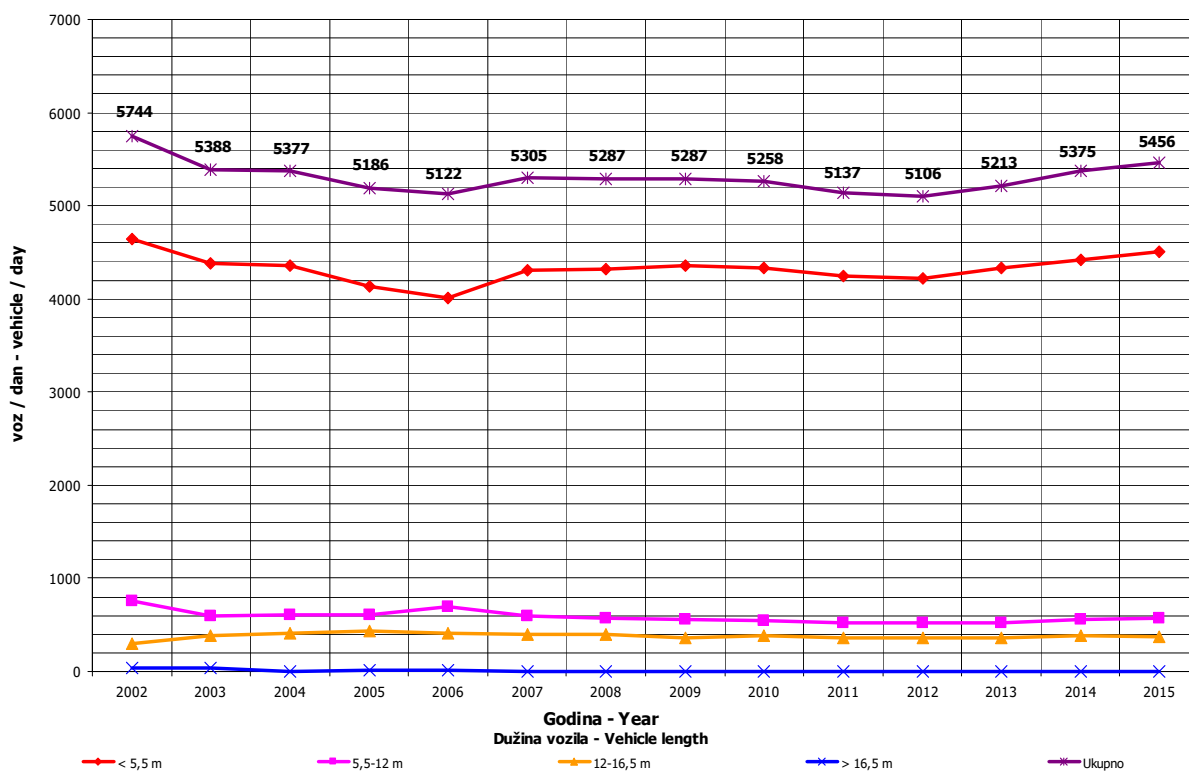
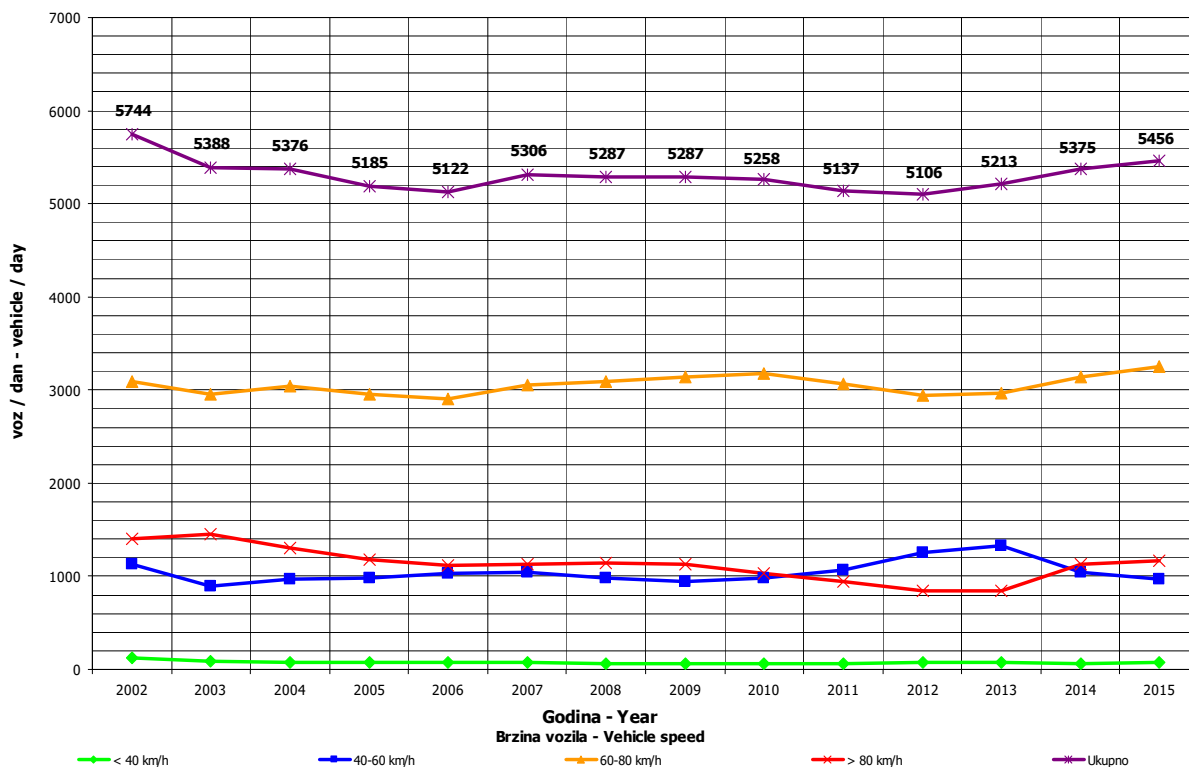
Automatic counter number 000023  
 Location / Mileage [km+m] Garevac / 11+104,00  
 Road number / Section M 17 / Crkvina - Modriča 1

Month	Direction	minimum hour		maximum hour		veh/h	veh/day	minimum day		maximum day		day time average (5-21 h)	night average (21-05 h)	working day average	weekend average	summer average
		date/day	hour	date/day	hour			date/day	date/day	date/day	date/day					
January	I	7/Wednesday	4	5	5/Monday	13	228	7/Wednesday	1403	20/Tuesday	2642	1860	218	1180	898	
	II	7/Wednesday	3	4	11/Sunday	13	255	1/Thursday	1426	3/Saturday	2579	1898	214	1164	948	
	I+II	7/Wednesday	3	12	20/Tuesday	11	471	7/Wednesday	2925	20/Tuesday	5182	3758	432	2344	1846	
February	I	26/Thursday	1	4	17/Tuesday	12	213	1/Sunday	1511	6/Friday	2721	2000	210	1640	561	
	II	12/Thursday	3	4	27/Friday	15	227	1/Sunday	1694	16/Monday	2612	1996	212	1628	579	
	I+II	25/Wednesday	2	13	27/Friday	15	411	1/Sunday	3205	27/Friday	5254	3996	422	3277	1140	
March	I	28/Saturday	2	0	24/Tuesday	6	216	1/Sunday	1876	6/Friday	2890	2203	229	1800	632	
	II	28/Saturday	2	0	13/Friday	15	231	8/Sunday	2036	27/Friday	2703	2196	235	1764	666	
	I+II	28/Saturday	2	0	13/Friday	15	415	8/Sunday	3914	6/Friday	5565	4399	463	3564	1298	
April	I	2/Thursday	2	7	30/Thursday	16	279	19/Sunday	2229	30/Thursday	4009	2605	332	2000	938	
	II	7/Tuesday	2	6	13/Monday	15	351	5/Sunday	2339	13/Monday	3872	2559	321	1935	945	
	I+II	7/Tuesday	2	16	13/Monday	15	552	5/Sunday	4590	30/Thursday	7173	5165	653	3935	1883	
May	I	11/Monday	1	10	6/Wednesday	12	256	17/Sunday	2318	8/Friday	3485	2523	377	1963	937	
	II	20/Wednesday	3	6	3/Sunday	15	338	1/Friday	2148	3/Sunday	3558	2557	340	1912	985	
	I+II	19/Tuesday	2	21	3/Sunday	15	531	1/Friday	4784	8/Friday	6938	5080	717	3875	1922	
June	I	3/Wednesday	2	10	5/Friday	15	238	14/Sunday	2391	26/Friday	3363	2516	366	2143	739	2882
	II	3/Wednesday	3	7	28/Sunday	16	262	21/Sunday	2560	28/Sunday	3349	2473	362	2076	759	2835
	I+II	2/Tuesday	2	22	5/Friday	15	465	21/Sunday	4953	26/Friday	6403	4989	728	4219	1498	5717
July	I	3/Friday	2	10	31/Friday	12	298	5/Sunday	2400	31/Friday	4558	2858	494	2502	850	3522
	II	6/Monday	3	7	19/Sunday	16	291	1/Wednesday	2595	31/Friday	3741	2741	436	2354	823	3177
	I+II	3/Friday	2	24	31/Friday	15	532	5/Sunday	5008	31/Friday	8299	5599	930	4856	1673	6529
August	I	27/Thursday	3	6	16/Saturday	10	389	30/Sunday	2527	1/Saturday	4797	2943	471	2313	1101	3415
	II	27/Thursday	3	6	16/Saturday	17	331	31/Monday	2983	16/Sunday	4091	3042	465	2315	1192	3507
	I+II	31/Monday	3	26	16/Saturday	10	624	30/Sunday	5700	1/Saturday	8811	5986	936	4629	2293	6922
September	I	2/Wednesday	3	11	20/Sunday	18	268	27/Sunday	2394	11/Friday	3413	2526	307	2118	715	2834
	II	8/Tuesday	3	4	20/Sunday	13	329	6/Sunday	2618	11/Friday	3226	2544	287	2085	746	2831
	I+II	8/Tuesday	3	15	20/Sunday	17	485	6/Sunday	5063	11/Friday	6639	5071	594	4203	1462	5665
October	I	21/Wednesday	2	5	30/Friday	17	303	25/Sunday	2070	30/Friday	3844	2513	288	2036	764	
	II	7/Wednesday	2	5	31/Saturday	16	275	25/Sunday	2317	31/Saturday	3199	2466	294	1966	793	
	I+II	21/Wednesday	2	15	30/Friday	17	548	25/Sunday	4387	30/Friday	7034	4978	582	4003	1557	
November	I	9/Monday	2	6	1/Sunday	17	337	29/Sunday	1996	13/Friday	3192	2331	236	1845	692	
	II	24/Tuesday	2	4	1/Sunday	15	337	19/Thursday	2191	13/Friday	3350	2331	235	1817	749	
	I+II	30/Monday	2	11	1/Sunday	17	528	29/Sunday	4207	13/Friday	6165	4632	471	3662	1441	
December	I	14/Monday	2	5	29/Tuesday	12	280	20/Sunday	1663	30/Wednesday	3272	2189	244	1888	544	
	II	21/Monday	3	3	29/Tuesday	15	269	20/Sunday	1767	30/Wednesday	3101	2142	236	1825	552	
	I+II	21/Monday	3	11	29/Tuesday	15	510	20/Sunday	3430	30/Wednesday	6373	4331	479	3713	1097	
Year	I	28.3./Saturday	2	0	1.8./Saturday	10	389	7.1./Wednesday	1403	1.8./Saturday	4797	2423	315	2832	2529	3125
	II	28.3./Saturday	2	0	13.4./Monday	15	351	1.1./Thursday	1426	16.8./Sunday	4091	2415	304	2799	2628	3092
	I+II	28.3./Saturday	2	0	1.8./Saturday	10	624	7.1./Wednesday	2925	1.8./Saturday	8811	4837	619	5591	5157	6217

## GODIŠNJA NERAVNOMJERNOST SAOBRAĆAJNOG TOKA TRAFFIC FLOW ANNUAL VARIATION

Automatski brojač broj - Automatic counter number  
 Lokalizet - Location / Stacionaža - Mileage [km+m]  
 Broj puta - Road number / Dionica - Section

000023  
 Garevac / 11+104,00  
 M 17 / Crkvina - Modriča 1

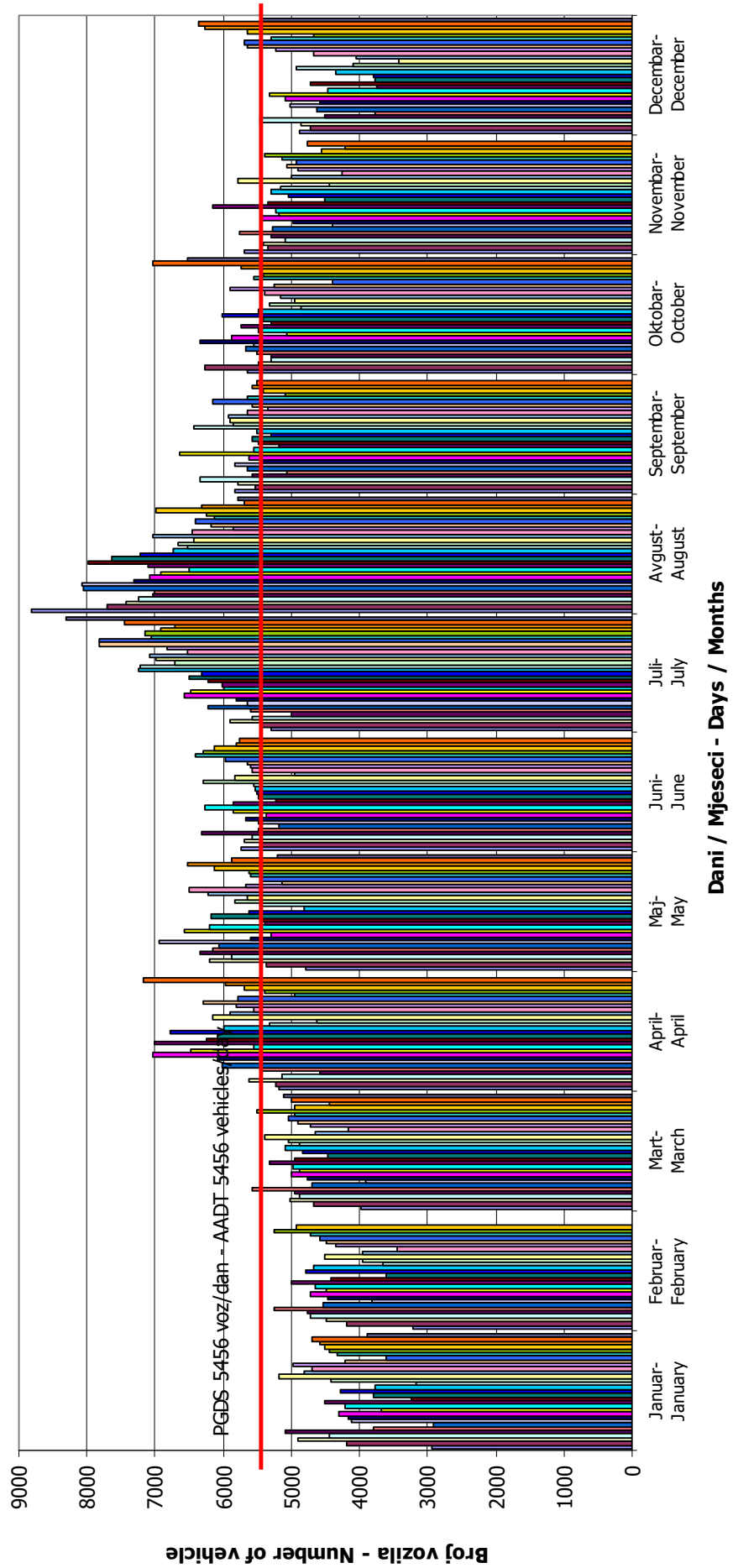




**DNEVNA NERAVNOMJERNOST SAOBRAĆAJNOG TOKA  
 TRAFFIC FLOW DAILY VARIATION**

Automatski brojač broj - Automatic counter number  
 Lokalizet - Location / Stacionaža - Mileage [km+tm]  
 Broj puta - Road number/ Dionica - Section

000023  
 Garevac / 11+104,00  
 M 17 / Crkvina - Modriča 1

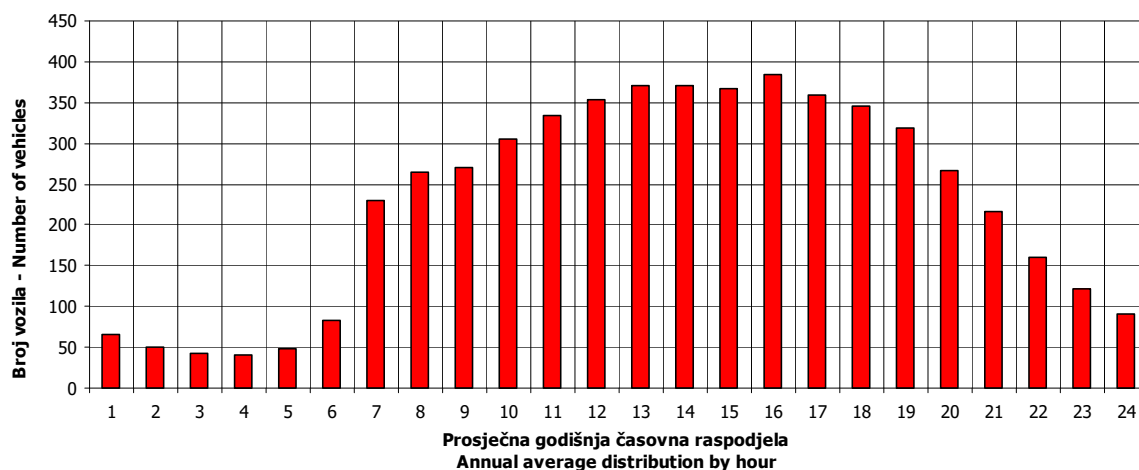


## VREMENSKA RASPODJELA SAOBRAĆAJNOG TOKA TRAFFIC FLOW TIME DISTRIBUTION

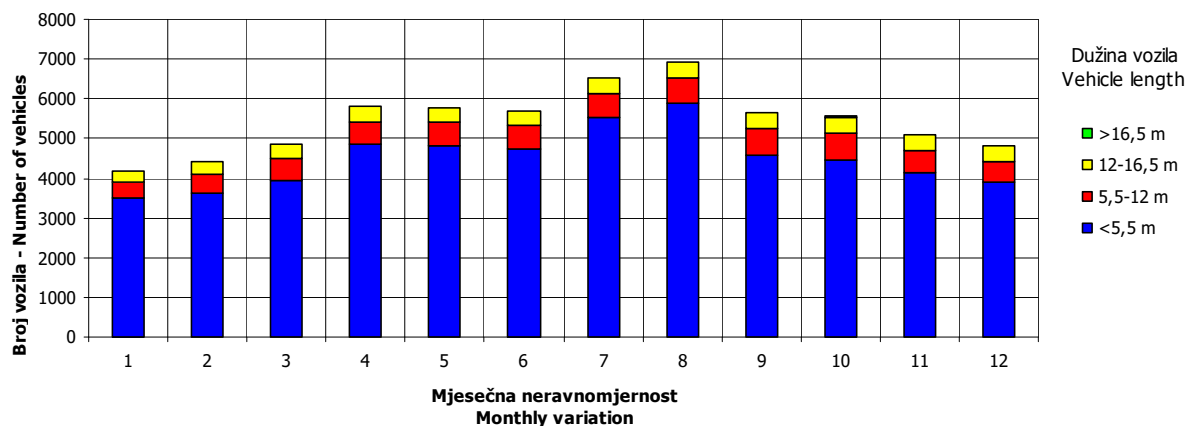
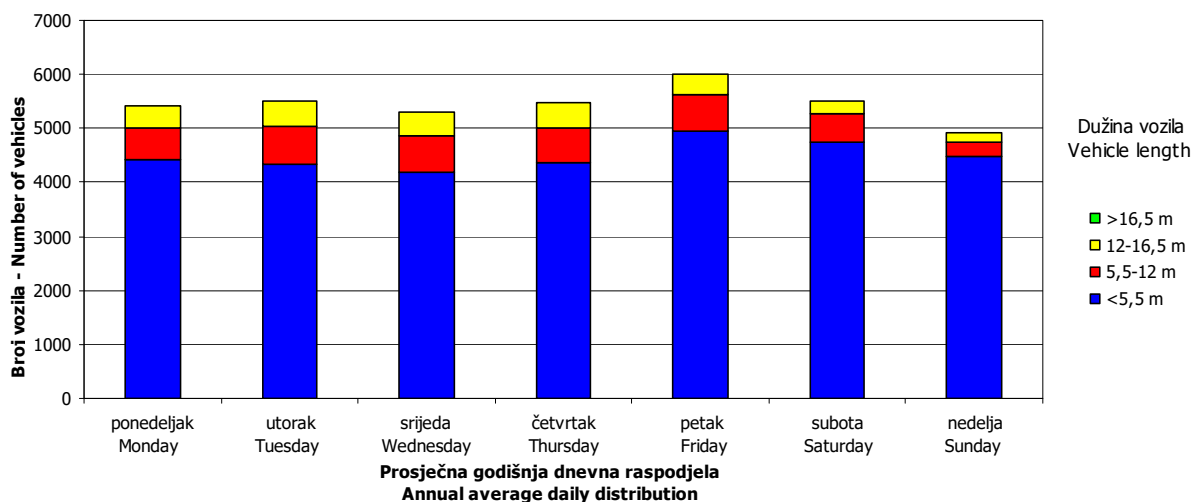
Automatski brojač broj - Automatic counter number  
 Lokalizet - Location / Stacionaža - Mileage [km+m]  
 Broj puta - Road number / Dionica - Section

000023  
 Garevac / 11+104,00  
 M 17 / Crkvina - Modriča 1

**PGDS 5456 voz/dan    AADT 5456 veh/day**



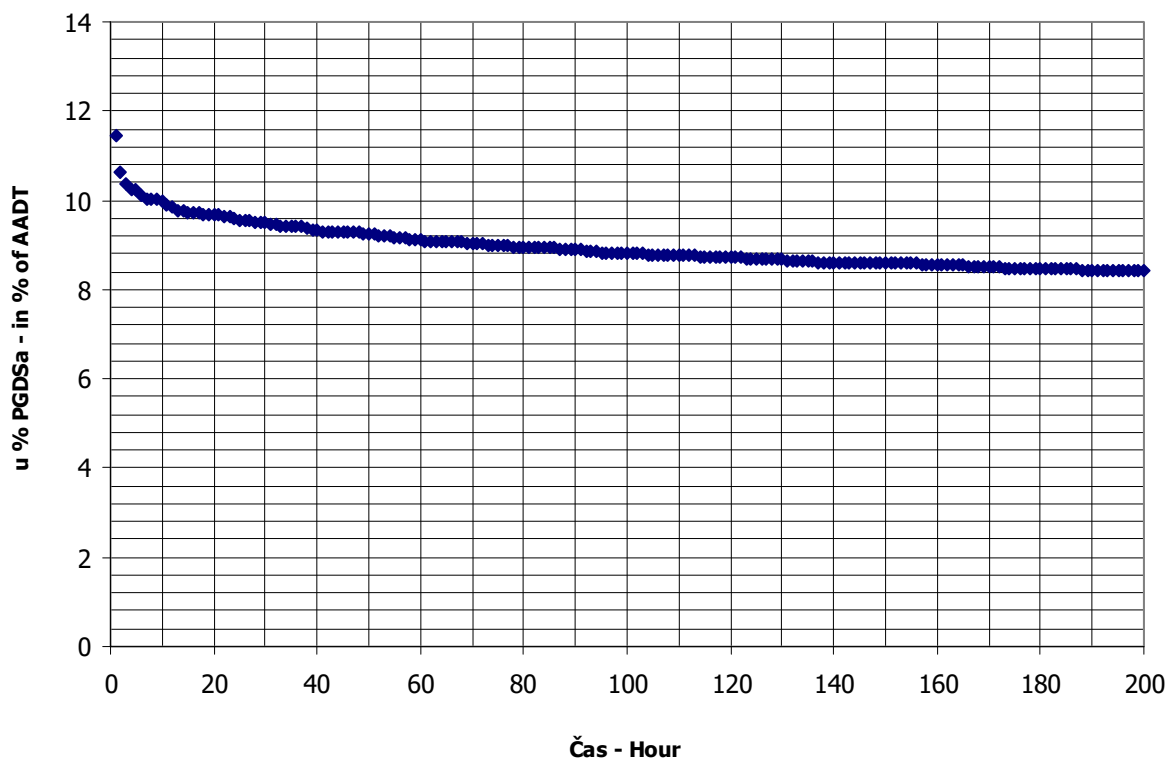
**23**



## SATNA DISTRIBUCIJA SAOBRAĆAJNOG TOKA TRAFFIC FLOW HOURLY DISTRIBUTION

Automatski brojač broj - Automatic counter number 000023  
 Lokalitet - Location / Stacionaža - Mileage [km+m] Garevac / 11+104,00  
 Broj puta - Road number / Dionica - Section M 17 / Crkvina - Modriča 1

<b>PGDS - AADT</b>	<b>5456 voz/dan - veh/day</b>							
Čas - Hour	Maksimalni vršni sat - Maximum peak hour	10	20	30	40	50	100	200
Sat u danu - Hour of day	10	19	15	13	13	14	14	8
Sat u godini - Hour in year	5098	5131	2871	5413	4933	5078	4910	5096
Dan - Day of week	subota - Saturday	nedelja - Sunday	četrvtak - Thursday	petak - Friday	subota - Saturday	petak - Friday	petak - Friday	subota - Saturday
Datum - Date	1	2	30	14	25	31	24	1
Mjesec - Month	avgust - August	avgust - August	april - April	avgust - August	juli - July	juli - July	juli - July	avgust - August
Vrijednost - Value	624	540	527	517	508	504	480	459
% - percent	11.44	9.90	9.66	9.48	9.31	9.24	8.80	8.41



**BROJANJE VOZILA NA MREŽI PUTEVA U REPUBLICI SRPSKOJ – 2015. GODINA**  
**VEHICLE COUNTING ON THE ROAD NETWORK OF THE REPUBLIC OF SRPSKA – YEAR 2015**

**MJESEČNI BROJ VOZILA**  
**MONTHLY NUMBER OF VEHICLES**

Automatski brojač broj - Automatic counter number  
 Lokalizet - Location / Stacionaža - Mileage [km+m]  
 Broj puta - Road number / Dionica - Section

000024  
 Lepnica / 0+691,00  
 M 1.8 / granica / border RS (Lepnica) - Lončari

	Mjesec - Month											
	Januar- January	Februar- February	Mart- March	April- April	Maj- May	Jun- June	Jul- July	August- August	Septembar- September	Oktobar- October	Novembar- November	Decembar- December
1	3435	2956	3768	4141	4285	4907	3939	8082	4041	4362	5426	3221
2	4408	2819	2745	6285	6524	4128	4800	6651	3957	4594	4199	3067
3	5579	2925	3181	7395	7396	3875	4956	5225	4769	5329	3914	3742
4	4706	2952	2501	6472	4357	4371	5687	5572	4780	5187	3912	3855
5	4468	3438	3736	5592	4035	4295	5121	5360	5285	3747	4384	4155
6	4119	3561	3687	3946	4023	4665	4093	6263	5095	3966	4337	3888
7	3370	3926	3983	4519	4652	4279	4197	7047	3842	3794	5131	3235
8	3619	3468	3629	4822	4740	3754	4288	8474	4065	5211	4582	3669
9	3788	2847	2567	6662	5419	3935	5078	6755	3771	4658	3584	2990
10	4470	2943	2773	8063	5099	4378	5447	5688	4601	5311	3677	3715
11	3790	3042	3027	6835	4760	7555	6336	5510	4797	5268	3597	3607
12	2877	3504	4270	4952	3962	4716	5715	5429	5268	3846	4416	3558
13	3177	3540	4149	8064	3827	5262	4314	6141	4654	3814	4190	3962
14	2839	3656	4763	5249	4721	5391	4543	6209	3658	4002	4918	3330
15	3392	3382	4211	4698	4573	3765	4535	7372	3827	4777	4659	3628
16	3661	3017	3462	5466	5326	3877	5502	7428	3849	4831	3528	3846
17	3653	3093	3527	5473	4989	3908	5553	4824	4524	5786	3532	4925
18	3033	2746	3447	6306	3865	4735	6385	4819	4527	5223	3379	3567
19	2824	3476	4079	4622	4085	3939	6034	4673	4868	3426	4043	3636
20	3127	3537	3832	3923	3857	4509	4705	5312	4832	3883	4096	3190
21	3107	3784	4212	4188	7205	4476	4632	5518	4030	4423	4119	3122
22	3511	3410	4495	4400	4951	3669	4688	6055	3958	6281	4220	4038
23	3372	2807	3428	5751	5643	3779	5359	5300	3976	5057	3233	5953
24	3633	2861	3500	5579	6247	4149	6345	4228	4546	6200	3479	7432
25	3146	2792	3610	7305	4009	4480	7475	4402	4695	5332	3339	3948
26	2910	3613	4163	5165	3986	4587	5986	4357	5269	5393	4122	4499
27	2822	3604	4539	3163	3816	4948	4929	5295	4911	4907	3634	4604
28	2865	4083	6037	3717	4704	4831	5026	5306	3630	5057	4023	4664
29	3240		4998	4107	4832	3976	5338	5732	3887	4923	5368	5037
30	3252		3880	4834	5439	4218	6111	5675	3775	4685	3296	5082
31	3496		3960		4707		6617	3943		5676		4203
Ukupno- Total	109689	91782	118159	161694	150034	133357	163734	178645	131687	148949	122337	125368
Prosje- Average	3538	3278	3812	5390	4840	4445	5282	5763	4390	4805	4078	4044
Godšnji prosjek (PGDS) - Annual average (AADT)												4481

**BROJANJE VOZILA NA MREŽI PUTEVA U REPUBLICI SRPSKOJ – 2015. GODINA**  
**VEHICLE COUNTING ON THE ROAD NETWORK OF THE REPUBLIC OF SRPSKA – YEAR 2015**

**STRUKTURA SAOBRAĆAJNOG TOKA**  
**TRAFFIC FLOW COMPOSITION**

Automatski brojač broj - Automatic counter number 000024  
 Lokalizet - Location / Stacionaža - Mileage [km+m] Lepnica / 0+691,00  
 Broj puta - Road number / Dionica - Section M 1.8 / granica / border RS (Lepnica) - Lončari

Mjesec - Month	Smjer - Direction	Dužina vozila - Vehicle length								Ukupno - Total
		< 5,5 m	(%)	5,5 - 12 m	(%)	12 - 16,5 m	(%)	< 16,5 m	(%)	
Januar - January	I	47498	87.5	5647	10.4	1030	1.9	131	0.2	54306
	II	49453	89.3	4776	8.6	1137	2.1	18	0.0	55383
	ukupno - total	96982	88.4	10392	9.5	2170	2.0	145	0.1	109689
Februar - February	I	40760	87.5	4846	10.4	884	1.9	112	0.2	46603
	II	40341	89.3	3896	8.6	928	2.1	15	0.0	45179
	ukupno - total	81149	88.4	8696	9.5	1816	2.0	121	0.1	91782
Mart - March	I	53318	87.5	6339	10.4	1157	1.9	147	0.2	60960
	II	51073	89.3	4932	8.6	1174	2.1	19	0.0	57199
	ukupno - total	104470	88.4	11194	9.5	2338	2.0	156	0.1	118159
April - April	I	78154	87.5	9292	10.4	1696	1.9	215	0.2	89356
	II	64591	89.3	6238	8.6	1485	2.1	23	0.0	72338
	ukupno - total	142962	88.4	15319	9.5	3199	2.0	214	0.1	161694
Maj - May	I	65044	87.5	7733	10.4	1411	1.9	179	0.2	74367
	II	67564	89.3	6525	8.6	1554	2.1	25	0.0	75667
	ukupno - total	132653	88.4	14214	9.5	2969	2.0	198	0.1	150034
Juni - June	I	59668	87.5	7094	10.4	1295	1.9	164	0.2	68221
	II	58161	89.3	5617	8.6	1337	2.1	21	0.0	65136
	ukupno - total	117908	88.4	12634	9.5	2639	2.0	176	0.1	133357
Juli - July	I	78463	87.5	9328	10.4	1702	1.9	216	0.2	89710
	II	66097	89.3	6383	8.6	1520	2.1	24	0.0	74024
	ukupno - total	144765	88.4	15512	9.5	3240	2.0	217	0.1	163734
Avgust - August	I	74120	87.5	8812	10.4	1608	1.9	204	0.2	84744
	II	83846	89.3	8097	8.6	1928	2.1	30	0.0	93901
	ukupno - total	157949	88.4	16925	9.5	3535	2.0	236	0.1	178645
Septembar - September	I	58381	87.5	6941	10.4	1267	1.9	161	0.2	66749
	II	57984	89.3	5600	8.6	1333	2.1	21	0.0	64938
	ukupno - total	116431	88.4	12476	9.5	2606	2.0	174	0.1	131687
Oktobar - October	I	69154	87.5	8222	10.4	1500	1.9	190	0.2	79066
	II	62399	89.3	6026	8.6	1435	2.1	23	0.0	69883
	ukupno - total	131693	88.4	14112	9.5	2947	2.0	197	0.1	148949
Novembar - November	I	54009	87.5	6421	10.4	1172	1.9	149	0.2	61750
	II	54099	89.3	5224	8.6	1244	2.1	20	0.0	60587
	ukupno - total	108164	88.4	11590	9.5	2421	2.0	162	0.1	122337
Decembar - December	I	60225	87.5	7160	10.4	1307	1.9	166	0.2	68857
	II	50459	89.3	4873	8.6	1160	2.1	18	0.0	56511
	ukupno - total	110844	88.4	11877	9.5	2481	2.0	166	0.1	125368
Ukupno (godišnje) - Total (annual)	I	738795	87.5	87834	10.4	16028	1.9	2033	0.2	844690
	II	706066	89.3	68185	8.6	16237	2.1	256	0.0	790745
	ukupno - total	1445970	88.4	154943	9.5	32359	2.0	2163	0.1	1635435
Prosjek (PGDS) - Average (AADT)	I	2024	85.9	241	11.1	44	2.7	6	0.3	2314
	II	1934	86.6	187	10.4	44	3.0	1	0.0	2166
	ukupno - total	3962	88.4	425	9.5	89	2.0	6	0.1	4481

**BRONANJE VOZILA NA MREŽI PUTEVA U REPUBLICI SRPSKOJ – 2015. GODINA**  
**VEHICLE COUNTING ON THE ROAD NETWORK OF THE REPUBLIC OF SRPSKA – YEAR 2015**

**SAO BRAĆAJNI POKAZATELJI**

000024  
 Lepnica / O+691,00  
 M 1.8 / granica / border RS (Lepnica) - Lončari

Automatski brojač broj  
 Lokalizacija / Stationaža [km+m]  
 Broj puta / Dionica

Mjesec	Smjer	minimalni čas		maksimalni čas		voz/h		miritimni dan		maksimalni dan		dnevni prosjek (05-21 h)	noćni prosjek (21-05 h)	prosjek radnim danom	prosjek vikendom	ljetni prosjek
		datum/dan	čas	čas	voz/h	datum/dan	voz/dan	datum/dan	voz/dan							
Januar	I	29/četvrtak	4	2	13	301	1175	4/nedjelja	1/četvrtak	2334	1597	155	873	879		
	II	20/utorak	2	1	11	385	1084	14/srijeda	4/nedjelja	3531	1673	113	812	975		
	I+II	21/srijeda	3	6	10	582	2822	27/utorak	3/subota	5579	3270	268	1685	1854		
Februar	I	5/četvrtak	4	2	9	256	1274	1/nedjelja	28/subota	2105	1507	158	1170	495		
	II	9/ponedjeljak	2	1	11	248	1129	18/srijeda	22/nedjelja	2097	1520	93	1084	529		
	I+II	9/ponedjeljak	2	7	10	443	2746	18/srijeda	28/subota	4083	3027	251	2254	1024		
Mart	I	4/srijeda	10	0	9	426	876	4/srijeda	28/subota	4109	1777	190	1306	661		
	II	28/subota	2	0	13	284	1362	2/ponedjeljak	22/nedjelja	2583	1740	105	1213	632		
	I+II	29/četvrtak	2	7	9	545	2501	4/srijeda	28/subota	6037	3517	294	2518	1293		
April	I	20/ponedjeljak	3	3	9	480	1249	27/ponedjeljak	10/petak	5671	2570	410	1826	1154		
	II	1/srijeda	2	2	12	460	1611	1/srijeda	13/ponedjeljak	5712	2243	167	1452	959		
	I+II	20/ponedjeljak	3	9	10	706	3163	27/ponedjeljak	13/ponedjeljak	8064	4813	577	3277	2113		
Maj	I	4/ponedjeljak	2	6	13	385	1832	11/ponedjeljak	21/četvrtak	4684	2129	271	1482	917		
	II	20/srijeda	2	2	12	504	1731	1/petak	3/medjelja	5235	2245	195	1387	1053		
	I+II	20/srijeda	2	9	10	692	3816	27/srijeda	3/medjelja	7396	4374	466	2870	1970		
Juni	I	2/utorak	2	5	8	411	1738	15/ponedjeljak	11/četvrtak	4676	2012	263	1656	619		2275
	II	16/utorak	2	3	12	321	1542	19/petak	14/medjelja	3607	1980	190	1511	660		2170
	I+II	3/srijeda	2	10	13	694	3669	22/ponedjeljak	11/četvrtak	7555	3992	453	3167	1279		4445
Juli	I	1/srijeda	2	8	9	356	2032	1/srijeda	25/subota	4599	2482	412	2031	863		2895
	II	2/četvrtak	2	5	14	284	1937	1/srijeda	19/medjelja	3303	2134	253	1678	709		2387
	I+II	6/ponedjeljak	2	19	12	558	3939	1/srijeda	25/subota	7475	4616	665	3710	1572		5282
Avgust	I	13/četvrtak	3	8	10	414	1927	31/ponedjeljak	8/subota	4601	2386	348	1757	977		2734
	II	26/srijeda	2	5	13	445	2016	31/ponedjeljak	16/medjelja	5199	2709	320	1828	1201		3029
	I+II	26/srijeda	2	13	10	694	3943	31/ponedjeljak	8/subota	8474	5094	668	3585	2178		5763
Septembar	I	16/srijeda	3	4	9	333	1794	21/ponedjeljak	26/subota	2981	1998	229	1572	654		2226
	II	24/četvrtak	2	4	13	307	1787	28/ponedjeljak	6/medjelja	3020	2002	161	1478	686		2163
	I+II	24/četvrtak	2	9	10	561	3630	28/ponedjeljak	5/subota	5285	4000	390	3050	1339		4390
Okobar	I	19/ponedjeljak	3	2	8	426	1523	19/ponedjeljak	22/četvrtak	4146	2283	269	1732	819		
	II	1/četvrtak	2	3	11	349	1844	13/utorak	26/ponedjeljak	3211	2091	163	1482	772		
	I+II	1/četvrtak	2	10	13	622	3426	19/ponedjeljak	2/četvrtak	6281	4374	431	3214	1591		
Novembar	I	30/ponedjeljak	2	2	9	342	1415	30/ponedjeljak	7/subota	2763	1880	179	1394	665		
	II	10/utorak	2	1	12	365	1287	27/petak	29/medjelja	3628	1897	122	1269	750		
	I+II	30/ponedjeljak	2	5	10	532	3233	23/ponedjeljak	1/medjelja	5426	3777	301	2663	1415		
Decembar	I	10/četvrtak	4	2	13	534	1468	9/srijeda	24/četvrtak	5482	1960	261	1686	535		
	II	3/četvrtak	2	1	12	292	1287	19/subota	27/medjelja	2607	1699	124	1342	481		
	I+II	9/srijeda	2	6	13	687	2990	9/srijeda	24/četvrtak	7432	3659	385	3028	1016		
Godina	I	4.3/srijeda	10	0	13	534	876	4.3/srijeda	10.4/petak	5671	2052	263	2234	2494		2537
	II	28.3/subota	2	0	12	504	1084	14.1/srijeda	13.4/ponedjeljak	5712	1998	168	1999	2539		2442
	I+II	30.11/ponedjeljak	2	5	10	706	2501	4.3/srijeda	8.8/subota	8474	4050	431	4233	5033		4979

**BROJANJE VOZILA NA MREŽI PUTEVA U REPUBLICI SRPSKOJ – 2015. GODINA**  
**VEHICLE COUNTING ON THE ROAD NETWORK OF THE REPUBLIC OF SRPSKA – YEAR 2015**

**TRAFFIC PARAMETERS**

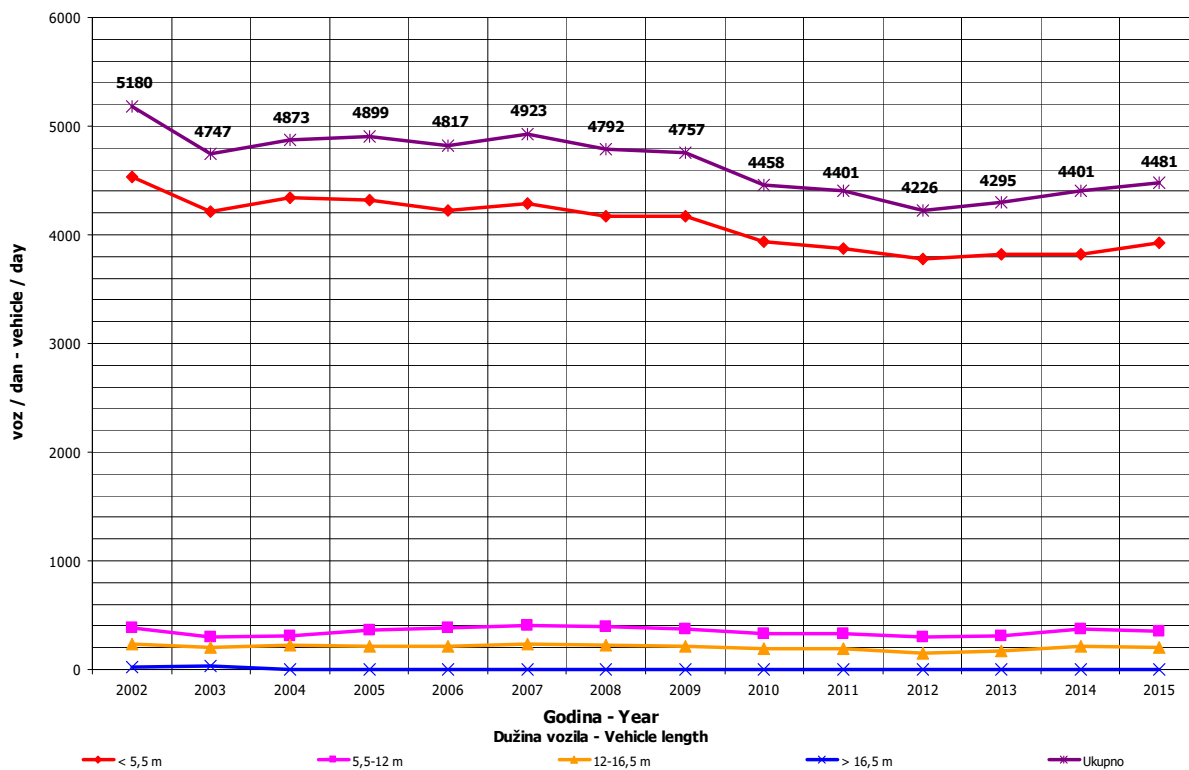
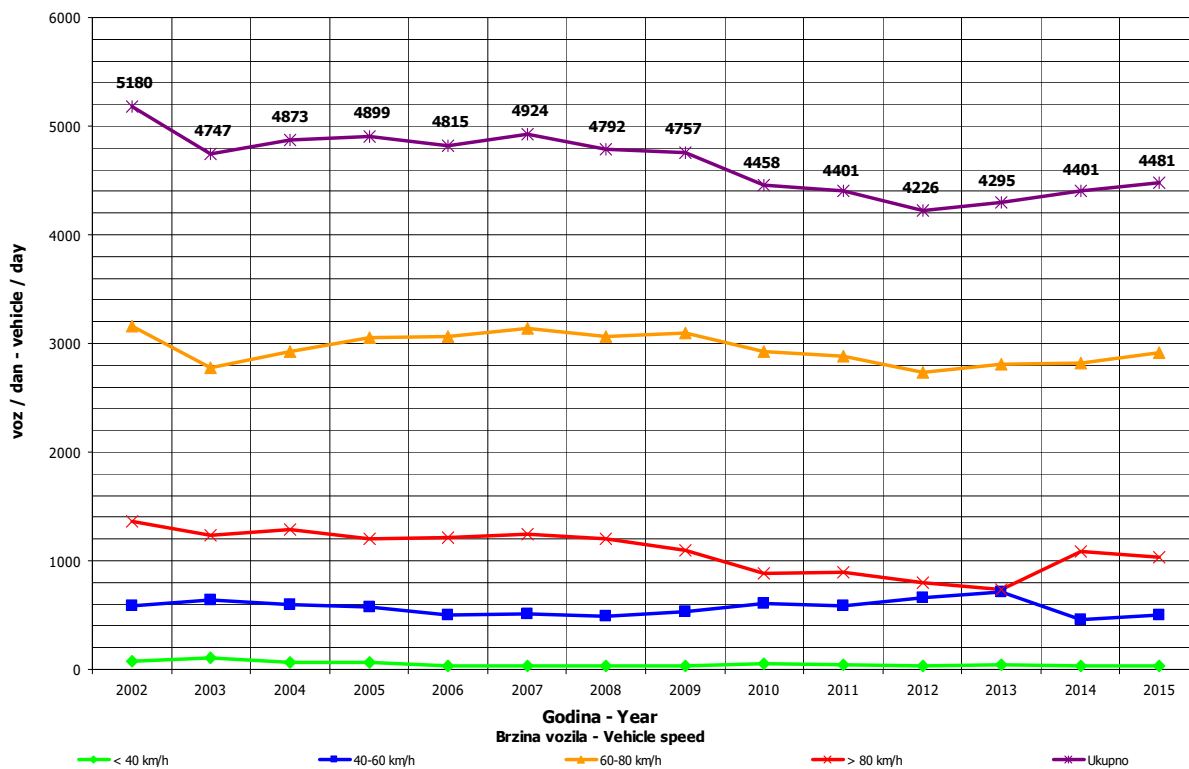
Automatic counter number 000024  
 Location / Mileage [km+m] Lepnica / 0+691,00  
 Road number / Section M 1.8 / granica / border RS (Lepnica) - Lončari

Month	Direction	minimum hour		maximum hour		veh/h	veh/h	minimum day		maximum day		day time average (5-21 h)	night average (21-05 h)	working day average	weekend average	summer average
		date/day	hour	date/day	hour			date/day	hour	date/day	hour					
January	I	29/Thursday	4	2	1/Thursday	13	301	4/Sunday	1175	1/Thursday	2334	1597	155	873	879	
	II	20/Tuesday	2	1	4/Sunday	11	385	14/Wednesday	1084	4/Sunday	3531	1673	113	812	975	
	I+II	21/Wednesday	3	6	3/Saturday	10	582	27/Tuesday	2822	3/Saturday	5579	3270	268	1685	1854	
February	I	5/Thursday	4	2	28/Saturday	9	256	1/Sunday	1274	28/Saturday	2105	1507	158	1170	495	
	II	9/Monday	2	1	7/Saturday	11	248	18/Wednesday	1129	29/Sunday	2097	1520	93	1084	529	
	I+II	9/Monday	2	7	28/Saturday	10	443	18/Wednesday	2746	28/Saturday	4083	3027	251	2254	1024	
March	I	4/Wednesday	10	0	28/Saturday	9	426	4/Wednesday	876	28/Saturday	4109	1777	190	1306	661	
	II	28/Saturday	2	0	1/Sunday	13	284	2/Monday	1362	22/Sunday	2583	1740	105	1213	632	
	I+II	26/Thursday	2	7	28/Saturday	9	545	4/Wednesday	2501	28/Saturday	6037	3517	294	2518	1293	
April	I	20/Monday	3	3	4/Saturday	12	480	27/Monday	1249	10/Friday	5671	2570	410	1826	1154	
	II	1/Wednesday	2	2	13/Monday	12	460	1/Wednesday	1611	13/Monday	5712	2243	167	1452	959	
	I+II	20/Monday	3	9	13/Monday	10	706	27/Monday	3163	13/Monday	8064	4813	577	3277	2113	
May	I	4/Monday	2	6	21/Thursday	13	385	11/Monday	1832	11/Monday	4684	2129	271	1482	917	
	II	20/Wednesday	2	2	3/Sunday	12	504	1/Friday	1731	3/Sunday	5235	2245	195	1387	1053	
	I+II	20/Wednesday	2	9	3/Sunday	10	692	27/Wednesday	3816	3/Sunday	7396	4374	466	2870	1970	
June	I	2/Tuesday	2	5	11/Thursday	8	411	15/Monday	1738	11/Thursday	4676	2012	263	1656	619	2275
	II	16/Tuesday	2	3	14/Sunday	12	321	19/Friday	1542	14/Sunday	3607	1980	190	1511	660	2170
	I+II	3/Wednesday	3	10	11/Thursday	13	694	22/Monday	3669	11/Thursday	7555	3992	453	3167	1279	4445
July	I	1/Wednesday	2	8	18/Saturday	2	356	1/Wednesday	2002	25/Saturday	4599	2482	412	2031	863	2895
	II	2/Thursday	2	5	26/Sunday	14	284	1/Wednesday	1937	19/Sunday	3303	2134	253	1678	709	2387
	I+II	6/Monday	2	19	25/Saturday	12	558	1/Wednesday	3939	25/Saturday	7475	4616	665	3710	1572	5282
August	I	13/Thursday	3	8	15/Saturday	10	414	31/Monday	1927	8/Saturday	4601	2386	348	1757	977	2734
	II	26/Wednesday	2	5	16/Sunday	13	445	31/Monday	2016	16/Sunday	5199	2709	320	1828	1201	3029
	I+II	26/Wednesday	2	13	15/Saturday	10	694	31/Monday	3943	8/Saturday	8474	5094	668	3585	2178	5763
September	I	16/Wednesday	3	4	26/Saturday	9	333	21/Monday	1794	26/Saturday	2981	1998	229	1572	654	2226
	II	24/Thursday	2	4	6/Sunday	13	307	28/Monday	1787	6/Sunday	3020	2002	161	1478	686	2163
	I+II	24/Thursday	2	9	12/Saturday	10	561	28/Monday	3630	5/Saturday	5285	4000	390	3050	1339	4390
October	I	19/Monday	3	2	24/Saturday	8	426	19/Monday	1523	22/Thursday	4146	2283	269	1732	819	
	II	1/Thursday	2	3	26/Monday	11	349	13/Tuesday	1844	26/Monday	3211	2091	163	1482	772	
	I+II	1/Thursday	2	10	8/Thursday	13	622	19/Monday	3426	22/Thursday	6281	4374	431	3214	1591	
November	I	30/Monday	2	2	7/Saturday	9	342	30/Monday	1415	7/Saturday	2763	1880	179	1394	665	
	II	10/Tuesday	2	1	29/Sunday	12	365	27/Friday	1287	29/Sunday	3628	1897	122	1269	750	
	I+II	30/Monday	2	5	7/Saturday	10	532	23/Monday	3233	1/Sunday	5426	3777	301	2663	1415	
December	I	10/Thursday	4	2	24/Thursday	13	534	9/Wednesday	1468	24/Thursday	5482	1960	261	1686	535	
	II	3/Thursday	2	1	27/Sunday	12	292	19/Saturday	1287	27/Sunday	2607	1699	124	1342	481	
	I+II	9/Wednesday	2	6	24/Thursday	13	687	9/Wednesday	2990	24/Thursday	7432	3659	385	3028	1016	
Year	I	4.3./Wednesday	10	0	24.12./Thursday	13	534	4.3./Wednesday	876	10.4./Friday	5671	2052	263	2234	2494	2537
	II	28.3./Saturday	2	0	3.5./Sunday	12	504	14.1./Wednesday	1084	13.4./Monday	5712	1998	168	1999	2442	2442
	I+II	30.11./Monday	2	5	13.4./Monday	10	706	4.3./Wednesday	2501	8.8./Saturday	8474	4050	431	4233	5033	4979

## GODIŠNJA NERAVNOMJERNOST SAOBRAĆAJNOG TOKA TRAFFIC FLOW ANNUAL VARIATION

Automatski brojač broj - Automatic counter number  
 Lokalizet - Location / Stacionaža - Mileage [km+m]  
 Broj puta - Road number / Dionica - Section

000024  
 Lepnica / 0+691,00  
 M 1.8 / granica / border RS (Lepnica) - Lončari

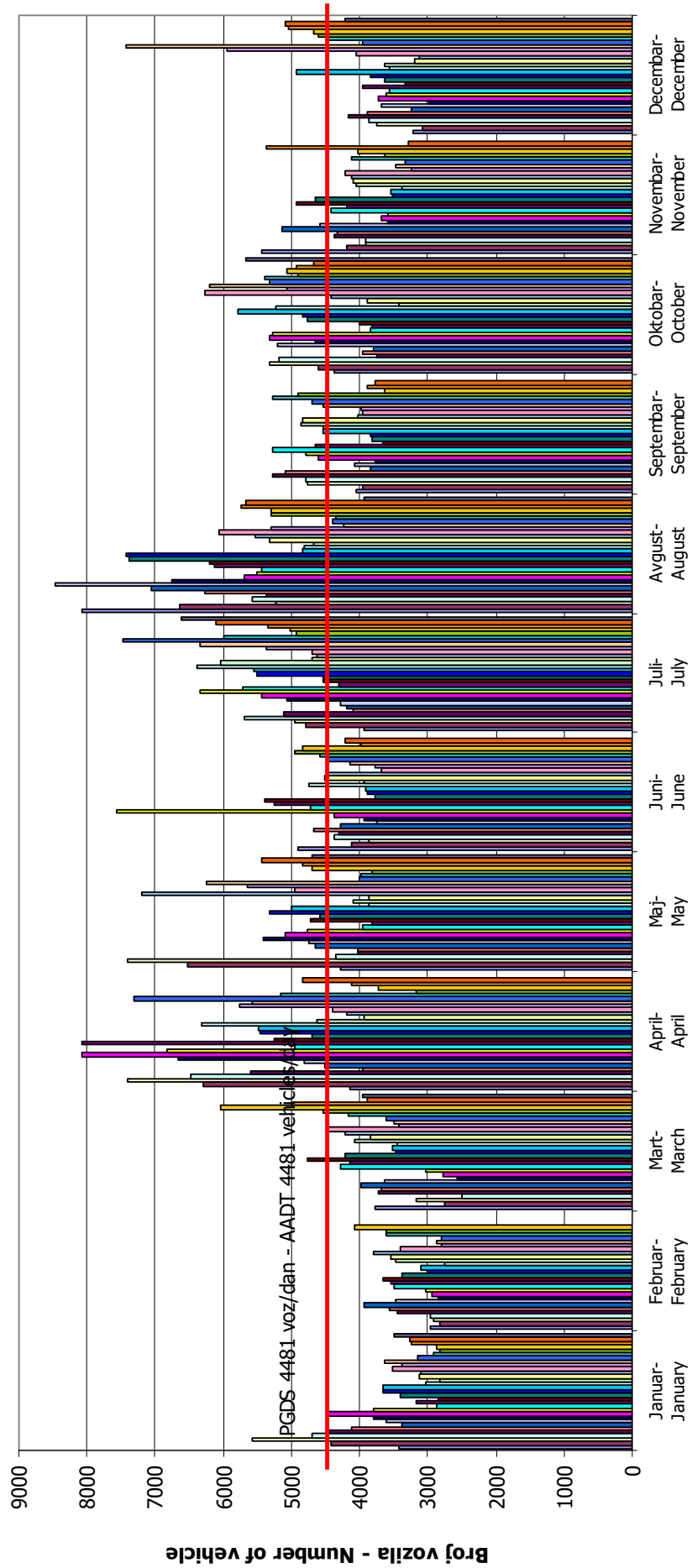




**DNEVNA NERAVNOMJERNOST SAOBRAĆAJNOG TOKA  
 TRAFFIC FLOW DAILY VARIATION**

Automatski brojač broj - Automatic counter number  
 Lokaliteta - Location / Stacionaža - Mileage [km+tm]  
 Broj puta - Road number/ Dionica - Section

000024  
 Lepnica / 0+691,00  
 M 1.8 / granica / border RS (Lepnica) - Lončari

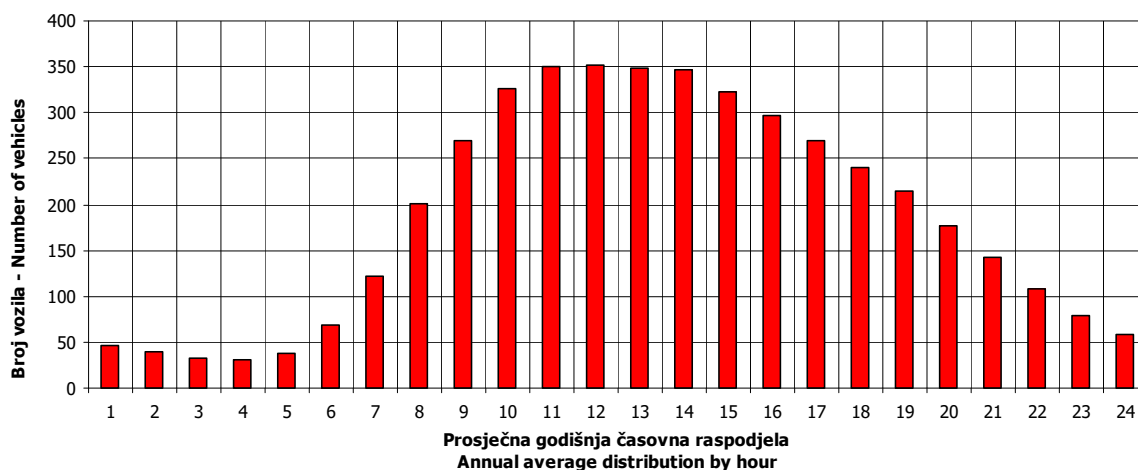


## VREMENSKA RASPODJELA SAOBRAĆAJNOG TOKA TRAFFIC FLOW TIME DISTRIBUTION

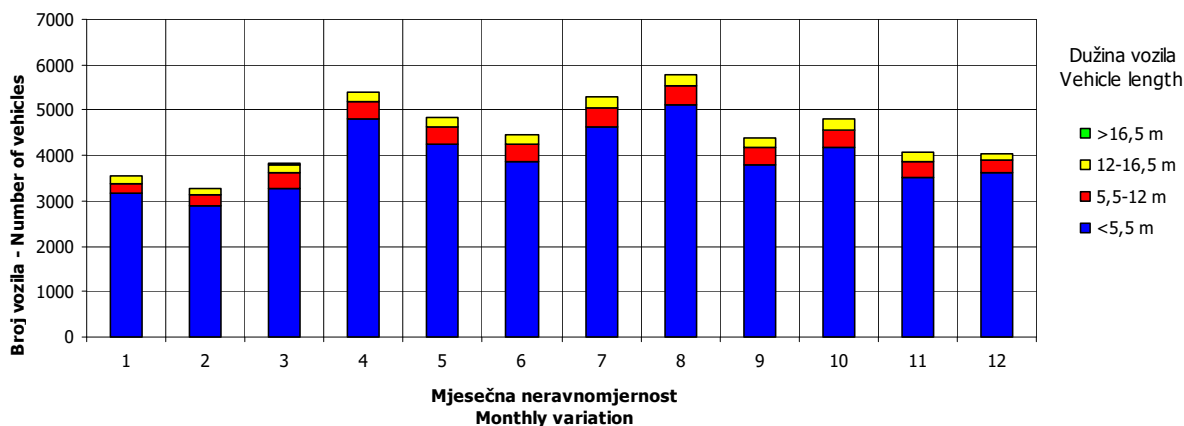
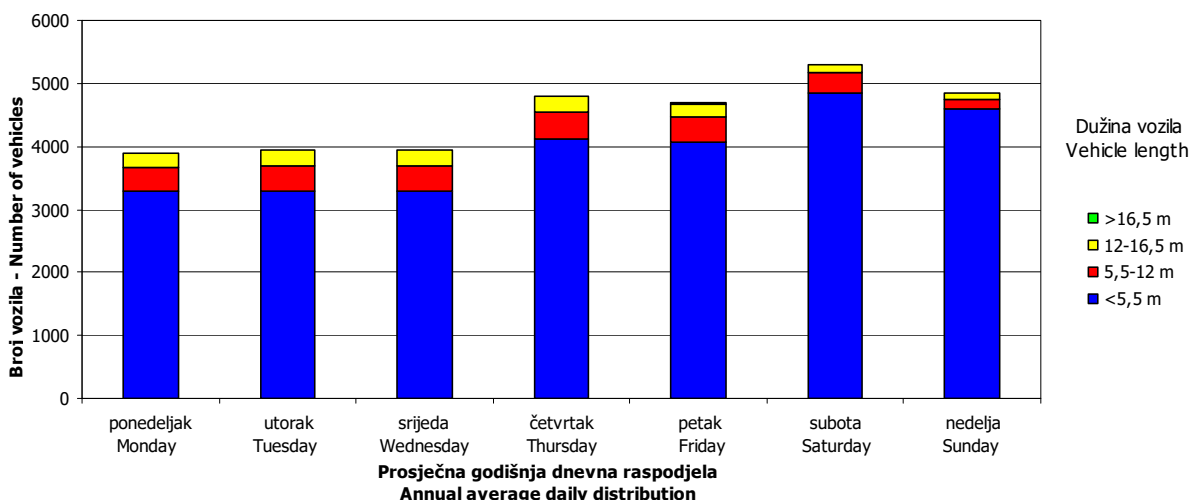
Automatski brojač broj - Automatic counter number  
 Lokalizet - Location / Stacionaža - Mileage [km+m]  
 Broj puta - Road number / Dionica - Section

000024  
 Lepnica / 0+691,00  
 M 1.8 / granica / border RS (Lepnica) - Lončari

**PGDS 4481 voz/dan      AADT 4481 veh/day**



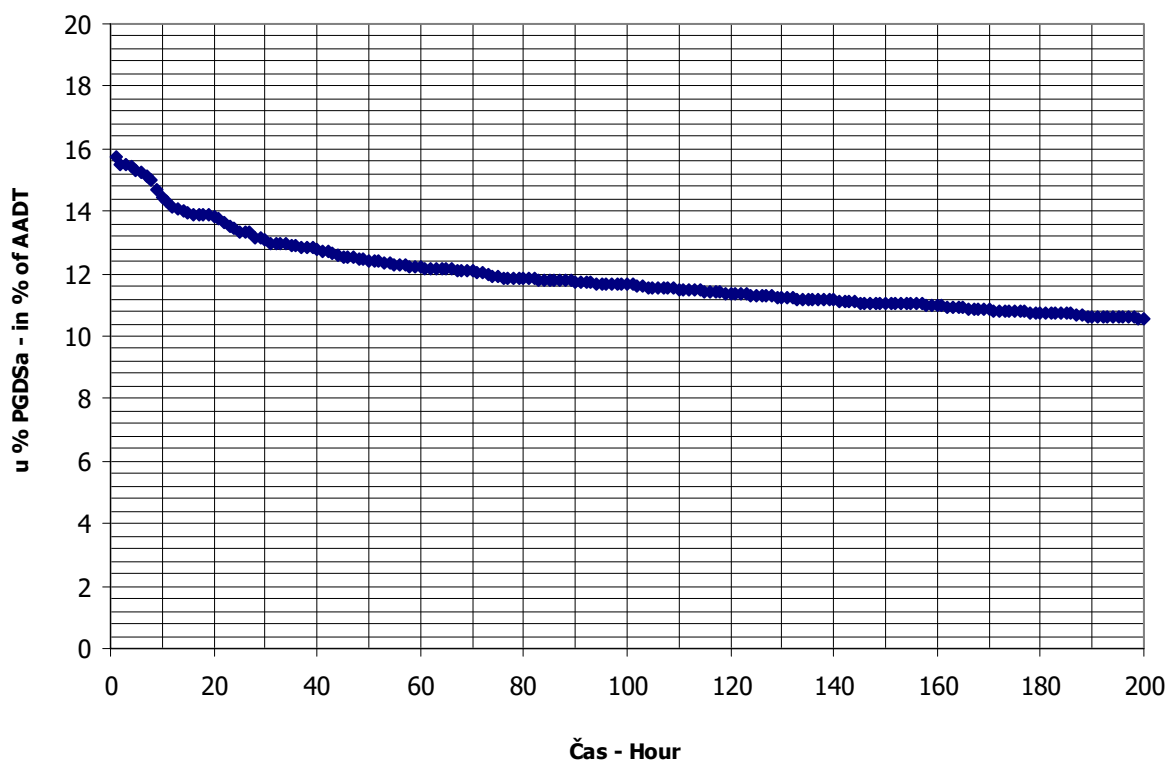
24



## SATNA DISTRIBUCIJA SAOBRAĆAJNOG TOKA TRAFFIC FLOW HOURLY DISTRIBUTION

Automatski brojač broj - Automatic counter number 000024  
 Lokalizet - Location / Stacionaža - Mileage [km+m] Lepnica / 0+691,00  
 Broj puta - Road number / Dionica - Section M 1.8 / granica / border RS (Lepnica) - Lončari

PGDS - AADT	4481 voz/dan - veh/day							
Čas - Hour	Maksimalni vršni sat - Maximum peak hour	10	20	30	40	50	100	200
Sat u danu - Hour of day	10	12	11	10	13	12	13	13
Sat u godini - Hour in year	2458	5268	5267	58	5461	2412	61	2869
Dan - Day of week	ponedeljak - Monday	subota - Saturday	subota - Saturday	subota - Saturday	nedelja - Sunday	subota - Saturday	subota - Saturday	četvrtak - Thursday
Datum - Date	13	8	8	3	16	11	3	30
Mjesec - Month	april - April	avgust - August	avgust - August	januar - January	avgust - August	april - April	januar - January	april - April
Vrijednost - Value	706	643	618	582	571	556	522	474
% - percent	15.76	14.35	13.79	12.99	12.74	12.41	11.65	10.58



**BROJANJE VOZILA NA MREŽI PUTEVA U REPUBLICI SRPSKOJ – 2015. GODINA**  
**VEHICLE COUNTING ON THE ROAD NETWORK OF THE REPUBLIC OF SRPSKA – YEAR 2015**

**MJESEČNI BROJ VOZILA**  
**MONTHLY NUMBER OF VEHICLES**

Automatski brojač broj - Automatic counter number  
 Lokalizet - Location / Stacionaža - Mileage [km+m]  
 Broj puta - Road number / Dionica - Section

000025  
 Blaževac / 5+516,00  
 M 1.8 / Pelagićevo - granica / border RS  
 (Blaževac)

	Mjesec - Month											
	Januar- January	Februar- February	Mart- March	April- April	Maj- May	Jun- June	Jul- July	August- August	Septembar- September	Oktobar- October	Novembar- November	Decembar- December
1	1381	2724	3498	2826	2542	3246	3232	5687	3700	3928	4129	2822
2	2715	1984	2719	3259	5011	3424	3554	5225	3516	4118	2949	2822
3	3997	2612	3029	3766	6330	3406	3722	3646	3792	4369	3037	3112
4	4451	2455	2875	4934	3365	3581	4182	4674	3902	4986	3046	3211
5	3215	2906	3223	4807	3665	3611	4250	4384	4201	2899	3287	3488
6	3172	3095	3265	2908	3561	3981	2865	5050	4176	3419	3420	3440
7	1879	3446	3468	3865	3873	3803	3682	5184	2788	3419	4162	2359
8	2208	3387	3191	3914	3959	2795	3364	5753	3403	5056	4155	3069
9	2603	2112	2341	4920	4475	3321	4024	5253	3366	4058	2419	2536
10	2752	2661	2855	5775	4489	3437	4214	3683	3841	4362	2956	3019
11	2513	2546	2879	5254	3618	5126	4432	4429	3763	4455	2984	3241
12	1930	2769	3116	4390	3679	3739	4597	4389	4213	2706	3250	3338
13	2451	2906	3212	5437	3346	4245	2917	5448	5094	3123	3459	3268
14	1774	2646	3746	4273	3793	4526	3764	5365	2961	3328	4271	2476
15	2191	2598	3746	3825	3764	2630	3538	5106	3676	3782	4159	1886
16	2697	2064	2462	4180	4371	3324	4065	5416	3577	3818	2591	1757
17	2681	2490	3051	4500	4515	3303	4584	3524	3810	5062	2944	2219
18	2586	1898	2929	4670	2658	3370	5236	4107	3991	4764	2871	2711
19	2052	2093	3394	3229	3506	3403	4894	4118	4253	2580	3148	2911
20	2469	2630	3311	2826	3483	3686	3553	4191	4627	3302	3388	2608
21	2390	2801	3590	3677	4544	4035	3971	4381	2680	3290	3670	1964
22	2694	2790	3757	3470	3999	2999	3660	4956	3360	3694	3594	3246
23	2703	2042	2483	3870	4396	3218	4317	4712	3317	4191	2356	4220
24	3045	2493	2846	4140	5281	3600	4705	3125	3794	4890	3160	4888
25	2990	2466	2745	4706	2779	4128	5139	3848	3889	4678	3027	3047
26	2145	2899	3090	4422	3430	3409	5029	3767	4776	3349	4089	3763
27	2481	3054	3254	2919	3348	3795	3327	4019	4560	3594	2218	4055
28	2365	3380	3715	3728	3763	4145	4022	4424	2951	3143	3073	3103
29	2450		3914	3898	3949	2674	4109	4816	2255	3712	4533	4015
30	2444		2516	5097	4496	3257	4805	5092	3459	3843	2530	3913
31	2669		3000		4418		5177	2832		4723		3124
Ukupno- Total	80093	73947	97220	123485	122406	107217	126930	140604	111691	120641	98875	95631
Prosjek- Average	2584	2641	3136	4116	3949	3574	4095	4536	3723	3892	3296	3085
	Godišnji prosjek (PGDS) - Annual average (AADT)											3558

**BROJANJE VOZILA NA MREŽI PUTEVA U REPUBLICI SRPSKOJ – 2015. GODINA**  
**VEHICLE COUNTING ON THE ROAD NETWORK OF THE REPUBLIC OF SRPSKA – YEAR 2015**

**STRUKTURA SAOBRAĆAJNOG TOKA**  
**TRAFFIC FLOW COMPOSITION**

Automatski brojač broj - Automatic counter number 000025  
 Lokalitet - Location / Stacionaža - Mileage [km+m] Blaževac / 5+516,00  
 Broj puta - Road number / Dionica - Section M 1.8 / Pelagićevo - granica / border RS (Blaževac)

Mjesec - Month	Smjer - Direction	Dužina vozila - Vehicle length								Ukupno - Total
		< 5,5 m	(%)	5,5 - 12 m	(%)	12 - 16,5 m	(%)	< 16,5 m	(%)	
Januar - January	I	32288	87.5	3839	10.4	700	1.9	89	0.2	36916
	II	38553	89.3	3723	8.6	887	2.1	14	0.0	43177
	ukupno - total	70814	88.4	7588	9.5	1585	2.0	106	0.1	80093
Februar - February	I	32193	87.5	3827	10.4	698	1.9	89	0.2	36808
	II	33162	89.3	3203	8.6	763	2.1	12	0.0	37139
	ukupno - total	65380	88.4	7006	9.5	1463	2.0	98	0.1	73947
Mart - March	I	41981	87.5	4991	10.4	911	1.9	116	0.2	47998
	II	43951	89.3	4244	8.6	1011	2.1	16	0.0	49222
	ukupno - total	85957	88.4	9211	9.5	1924	2.0	129	0.1	97220
April - April	I	55184	87.5	6561	10.4	1197	1.9	152	0.2	63094
	II	53924	89.3	5207	8.6	1240	2.1	20	0.0	60391
	ukupno - total	109179	88.4	11699	9.5	2443	2.0	163	0.1	123485
Maj - May	I	52195	87.5	6205	10.4	1132	1.9	144	0.2	59677
	II	56012	89.3	5409	8.6	1288	2.1	20	0.0	62729
	ukupno - total	108225	88.4	11597	9.5	2422	2.0	162	0.1	122406
Juni - June	I	46839	87.5	5569	10.4	1016	1.9	129	0.2	53552
	II	47918	89.3	4627	8.6	1102	2.1	17	0.0	53665
	ukupno - total	94796	88.4	10158	9.5	2121	2.0	142	0.1	107217
Juli - July	I	58041	87.5	6900	10.4	1259	1.9	160	0.2	66360
	II	54084	89.3	5223	8.6	1244	2.1	20	0.0	60570
	ukupno - total	112225	88.4	12025	9.5	2511	2.0	168	0.1	126930
Avgust - August	I	58986	87.5	7013	10.4	1280	1.9	162	0.2	67441
	II	65329	89.3	6309	8.6	1502	2.1	24	0.0	73163
	ukupno - total	124315	88.4	13321	9.5	2782	2.0	186	0.1	140604
Septembar - September	I	48544	87.5	5771	10.4	1053	1.9	134	0.2	55502
	II	50172	89.3	4845	8.6	1154	2.1	18	0.0	56189
	ukupno - total	98752	88.4	10582	9.5	2210	2.0	148	0.1	111691
Oktobar - October	I	52638	87.5	6258	10.4	1142	1.9	145	0.2	60183
	II	53984	89.3	5213	8.6	1241	2.1	20	0.0	60458
	ukupno - total	106665	88.4	11430	9.5	2387	2.0	160	0.1	120641
Novembar - November	I	42398	87.5	5041	10.4	920	1.9	117	0.2	48475
	II	45003	89.3	4346	8.6	1035	2.1	16	0.0	50400
	ukupno - total	87420	88.4	9368	9.5	1956	2.0	131	0.1	98875
Decembar - December	I	43785	87.5	5206	10.4	950	1.9	121	0.2	50061
	II	40690	89.3	3929	8.6	936	2.1	15	0.0	45570
	ukupno - total	84552	88.4	9060	9.5	1892	2.0	126	0.1	95631
Ukupno (godišnje) - Total (annual)	I	565071	87.5	67180	10.4	12259	1.9	1555	0.2	646066
	II	582781	89.3	56280	8.6	13402	2.1	212	0.0	652674
	ukupno - total	1148281	88.4	123044	9.5	25697	2.0	1718	0.1	1298740
Prosjek (PGDS) - Average (AADT)	I	1548	85.9	184	11.1	34	2.7	4	0.3	1770
	II	1597	86.6	154	10.4	37	3.0	1	0.0	1788
	ukupno - total	3146	88.4	337	9.5	70	2.0	5	0.1	3558

**BRONJANJE VOZILA NA MREŽI PUTEVA U REPUBLICI SRPSKOJ – 2015. GODINA**  
**VEHICLE COUNTING ON THE ROAD NETWORK OF THE REPUBLIC OF SRPSKA – YEAR 2015**

**SAO BRAČAJNI POKAZATELJI**

Automatski brojač broj  
 Lokalizet / Stacionaža [km+m]  
 Broj puta / Dionica

000025  
 Blaževac / 5+516,00  
 M 1.8 / Pelagićevo - granica / border RS (Blaževac)

Mjesec	Smjer	minimalni čas			maksimalni čas			minimalni dan		maksimalni dan		dnevni prosjek (05-21 h)	noćni prosjek (21-05 h)	prosjek radnim danom	prosjek vikendom	ljetni prosjek
		datum/dan	čas	voz/h	datum/dan	čas	voz/h	datum/dan	voz/dan	datum/dan	voz/dan					
Januar	I	19/ponedjeljak	3	0	3/sobota	11	210	1/četvrtak	591	24/subota	1607	1098	93	614	577	
	II	11/nedjelja	4	0	4/nedjelja	13	366	1/četvrtak	790	4/nedjelja	2940	1319	74	641	752	
	I+II	19/ponedjeljak	3	2	4/nedjelja	12	476	1/četvrtak	1381	4/nedjelja	4451	2417	167	1254	1329	
Februar	I	2/ponedjeljak	3	2	7/sobota	10	220	2/ponedjeljak	969	7/subota	1757	1216	99	912	402	
	II	17/utorak	1	0	8/nedjelja	12	232	18/srijeda	928	8/nedjelja	1932	1268	58	880	447	
	I+II	19/četvrtak	2	2	7/sobota	12	379	18/srijeda	1898	7/subota	3446	2484	157	1792	849	
Mart	I	28/subota	2	0	29/nedjelja	9	272	9/ponedjeljak	1130	28/subota	1938	1438	110	1049	499	
	II	28/subota	2	0	29/nedjelja	13	291	9/ponedjeljak	1211	22/nedjelja	2165	1521	67	1035	553	
	I+II	28/subota	2	0	29/nedjelja	11	427	9/ponedjeljak	2341	29/nedjelja	3914	2959	177	2084	1052	
April	I	2/četvrtak	2	3	5/nedjelja	9	377	20/ponedjeljak	1378	10/petak	3701	1894	209	1308	795	
	II	22/srijeda	2	0	5/nedjelja	12	340	1/srijeda	1381	13/ponedjeljak	3752	1900	113	1221	792	
	I+II	2/četvrtak	2	4	11/subota	10	511	1/srijeda	2826	10/petak	5775	3794	322	2529	1587	
Maj	I	18/ponedjeljak	1	2	17/nedjelja	9	323	18/ponedjeljak	1291	21/četvrtak	2534	1724	200	1170	755	
	II	13/srijeda	3	0	3/nedjelja	10	457	1/petak	973	3/nedjelja	4193	1905	119	1155	869	
	I+II	6/srijeda	1	8	3/nedjelja	10	620	1/petak	2542	3/nedjelja	6330	3630	319	2325	1623	
Juni	I	17/srijeda	2	2	11/četvrtak	11	287	15/ponedjeljak	1262	11/četvrtak	2854	1609	176	1272	513	1785
	II	4/četvrtak	2	1	14/nedjelja	11	295	29/ponedjeljak	1351	14/nedjelja	2793	1683	106	1229	561	1789
	I+II	10/srijeda	3	4	11/četvrtak	13	525	15/ponedjeljak	2630	11/četvrtak	5126	3292	282	2500	1074	3574
Juli	I	8/srijeda	2	6	18/subota	9	307	6/ponedjeljak	1455	18/subota	3005	1858	283	1509	632	2141
	II	8/srijeda	4	1	19/nedjelja	13	268	6/ponedjeljak	1410	26/nedjelja	2715	1817	137	1368	586	2141
	I+II	8/srijeda	2	8	11/subota	11	461	6/ponedjeljak	2865	18/subota	5236	3674	420	2876	1218	4095
Avgust	I	31/ponedjeljak	3	4	8/subota	10	310	31/ponedjeljak	1340	1/subota	3151	1894	281	1403	772	2175
	II	25/utorak	3	1	30/nedjelja	12	370	31/ponedjeljak	1492	16/nedjelja	3351	2173	188	1455	906	2361
	I+II	4/utorak	2	11	8/subota	10	536	31/ponedjeljak	2832	8/subota	5753	4067	468	2888	1678	4536
Septembar	I	30/srijeda	3	1	13/nedjelja	9	335	29/utorak	1124	26/subota	2636	1681	169	1267	583	1850
	II	7/ponedjeljak	1	1	13/nedjelja	11	348	29/utorak	1131	13/nedjelja	2742	1768	105	1259	613	1873
	I+II	30/srijeda	3	3	13/nedjelja	11	558	29/utorak	2255	13/nedjelja	5094	3449	274	2526	1197	3723
Oktobar	I	22/četvrtak	3	1	8/četvrtak	10	397	19/ponedjeljak	1236	24/subota	2654	1771	171	1280	662	
	II	14/srijeda	2	1	18/nedjelja	13	372	19/ponedjeljak	1344	4/nedjelja	2965	1851	99	1248	702	
	I+II	27/utorak	3	4	8/četvrtak	10	566	19/ponedjeljak	2580	17/subota	5062	3621	271	2527	1364	
Novembar	I	5/četvrtak	3	1	8/nedjelja	9	331	30/ponedjeljak	1090	26/četvrtak	2496	1490	126	1069	547	
	II	11/srijeda	3	0	15/nedjelja	13	338	27/petak	914	29/nedjelja	2988	1607	73	1035	645	
	I+II	11/srijeda	3	2	29/nedjelja	10	475	27/petak	2218	29/nedjelja	4533	3097	199	2104	1192	
Decembar	I	17/četvrtak	2	1	24/četvrtak	13	342	16/srijeda	836	24/četvrtak	3366	1469	146	1177	437	
	II	16/srijeda	3	0	21/ponedjeljak	13	283	21/ponedjeljak	882	22/subota	2248	1398	72	1041	430	
	I+II	1/utorak	2	4	24/četvrtak	13	481	16/srijeda	1757	24/četvrtak	4888	2867	218	2218	867	
Godina	I	19.1./ponedjeljak	3	0	8.10./četvrtak	10	397	1.1./četvrtak	591	10.4./petak	3701	1597	173	1695	1936	1991
	II	11.1./nedjelja	4	0	3.5./nedjelja	10	457	1.1./četvrtak	790	3.5./nedjelja	4193	1687	101	1639	2120	1997
	I+II	28.3./subota	2	0	3.5./nedjelja	10	620	1.1./četvrtak	1381	3.5./nedjelja	6330	3284	274	3335	4056	3987

**BROJANJE VOZILA NA MREŽI PUTEVA U REPUBLICI SRPSKOJ – 2015. GODINA**  
**VEHICLE COUNTING ON THE ROAD NETWORK OF THE REPUBLIC OF SRPSKA – YEAR 2015**

**TRAFFIC PARAMETERS**

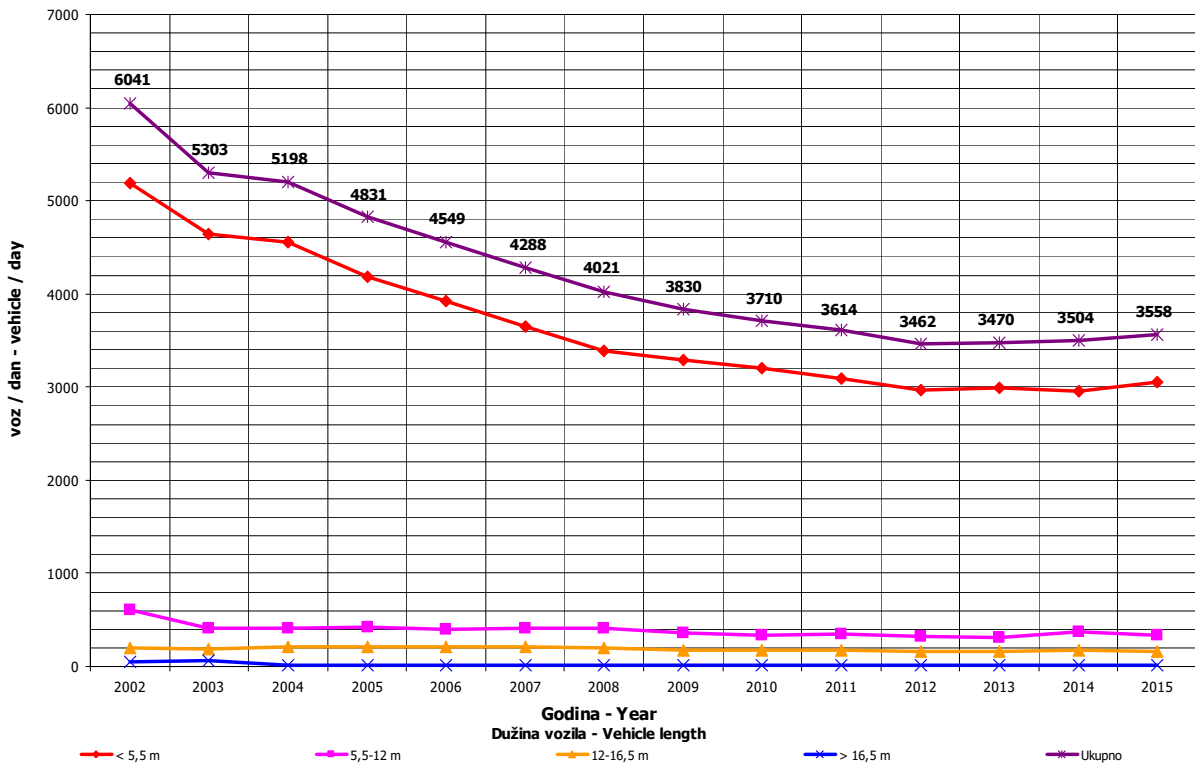
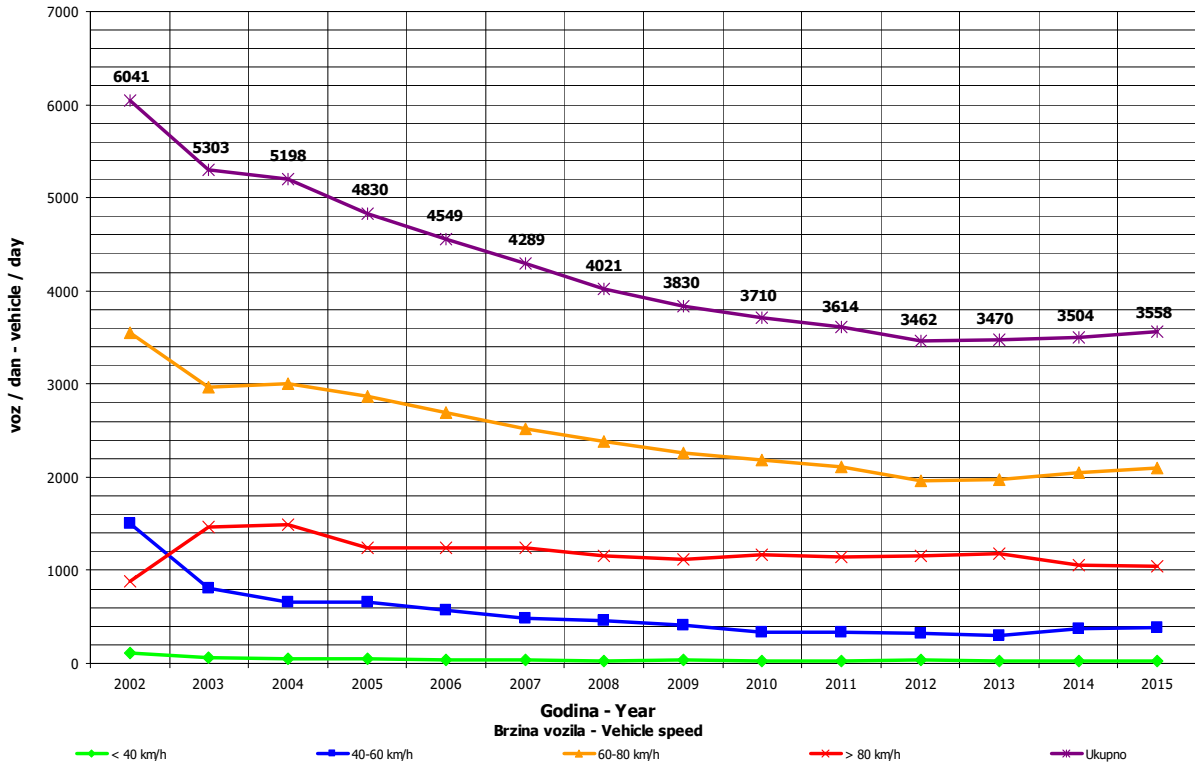
Automatic counter number 000025  
 Location / Mileage [km+m] Blaževac / 5+516,00  
 Road number / Section M 1.8 / Pelagićevo - granica / border RS (Blaževac)

Month	Direction	minimum hour		maximum hour		veh/h	veh/h	minimum day		maximum day		day time average (5-21 h)	night average (21-05 h)	working day average	weekend average	summer average
		date/day	hour	date/day	hour			date/day	veh/day	date/day	veh/day					
January	I	19/Monday	3	0	3/Saturday	11	210	1/Thursday	591	24/Saturday	1607	1098	93	614	577	
	II	11/Sunday	4	0	4/Sunday	13	366	1/Thursday	790	4/Sunday	2940	1319	74	641	752	
	I+II	19/Monday	3	2	4/Sunday	12	476	1/Thursday	1381	4/Sunday	4451	2417	167	1254	1329	
February	I	2/Monday	3	2	7/Saturday	10	220	2/Monday	969	7/Saturday	1757	1216	99	912	402	
	II	17/Tuesday	1	0	8/Sunday	12	232	18/Wednesday	928	8/Sunday	1932	1268	58	880	447	
	I+II	19/Thursday	2	2	7/Saturday	12	379	18/Wednesday	1898	7/Saturday	3446	2484	157	1792	849	
March	I	28/Saturday	2	0	29/Sunday	9	272	9/Monday	1130	28/Saturday	1938	1438	110	1049	499	
	II	28/Saturday	2	0	29/Sunday	13	291	9/Monday	1211	22/Sunday	2165	1521	67	1035	553	
	I+II	28/Saturday	2	0	29/Sunday	11	427	9/Monday	2341	29/Sunday	3914	2959	177	2084	1052	
April	I	2/Thursday	2	3	5/Sunday	9	377	20/Monday	1378	10/Friday	3701	1894	209	1308	795	
	II	22/Wednesday	2	0	5/Sunday	12	340	1/Wednesday	1381	13/Monday	3752	1900	113	1221	792	
	I+II	2/Thursday	2	4	11/Saturday	10	511	1/Wednesday	2826	10/Friday	5775	3794	322	2529	1587	
May	I	18/Monday	1	2	17/Sunday	9	323	18/Monday	1291	21/Thursday	2534	1724	200	1170	755	
	II	13/Wednesday	3	0	3/Sunday	10	457	1/Friday	973	3/Sunday	4193	1905	119	1155	869	
	I+II	6/Wednesday	2	8	3/Sunday	10	620	1/Friday	2542	3/Sunday	6330	3630	319	2325	1623	
June	I	17/Wednesday	2	2	11/Thursday	11	287	15/Monday	1262	11/Thursday	2854	1609	176	1272	513	1785
	II	4/Thursday	2	1	14/Sunday	11	295	29/Monday	1351	14/Sunday	2793	1683	106	1229	561	1789
	I+II	10/Wednesday	3	4	11/Thursday	13	525	15/Monday	2630	11/Thursday	5126	3292	282	2500	1074	3574
July	I	8/Wednesday	2	6	18/Saturday	9	307	6/Monday	1455	18/Saturday	3005	1858	283	1509	632	2141
	II	8/Wednesday	4	1	19/Sunday	13	268	6/Monday	1410	26/Sunday	2715	1817	137	1368	586	1953
	I+II	8/Wednesday	2	8	11/Saturday	11	461	6/Monday	2865	18/Saturday	5236	3674	420	2876	1218	4095
August	I	31/Monday	3	4	8/Saturday	10	310	31/Monday	1340	1/Saturday	3151	1894	281	1403	772	2175
	II	25/Tuesday	3	1	30/Sunday	12	370	31/Monday	1492	16/Sunday	3351	2173	188	1455	906	2361
	I+II	4/Tuesday	2	11	8/Saturday	10	536	31/Monday	2832	8/Saturday	5753	4067	468	2858	1678	4536
September	I	30/Wednesday	3	1	13/Sunday	9	335	29/Tuesday	1124	26/Saturday	2636	1681	169	1267	583	1850
	II	7/Monday	1	1	13/Sunday	11	348	29/Tuesday	1131	13/Sunday	2742	1768	105	1259	613	1873
	I+II	30/Wednesday	3	3	13/Sunday	11	558	29/Tuesday	2255	13/Sunday	5094	3449	274	2526	1197	3723
October	I	22/Thursday	3	1	8/Thursday	10	397	19/Monday	1236	24/Saturday	2654	1771	171	1280	662	
	II	14/Wednesday	2	1	18/Sunday	13	372	19/Monday	1344	4/Sunday	2965	1851	99	1248	702	
	I+II	27/Tuesday	3	4	8/Thursday	10	566	19/Monday	2580	17/Saturday	5062	3621	271	2527	1364	
November	I	5/Thursday	3	1	8/Sunday	9	331	30/Monday	1090	26/Thursday	2496	1490	126	1069	547	
	II	11/Wednesday	3	0	15/Sunday	13	338	27/Friday	914	29/Sunday	2988	1607	73	1035	645	
	I+II	11/Wednesday	3	2	29/Sunday	10	475	27/Friday	2218	29/Sunday	4533	3097	199	2104	1192	
December	I	17/Thursday	2	1	24/Thursday	13	342	16/Wednesday	836	24/Thursday	3366	1469	146	1177	437	
	II	16/Wednesday	3	0	27/Sunday	13	283	21/Monday	882	27/Sunday	2248	1398	72	1041	430	
	I+II	1/Thursday	2	4	24/Thursday	13	481	16/Wednesday	1757	24/Thursday	4888	2867	218	2218	867	
Year	I	19.1/Monday	3	0	8.10/Thursday	10	397	1.1./Thursday	591	10.4./Friday	3701	1597	173	1695	1936	1991
	II	11.1./Sunday	4	0	3.5./Sunday	10	457	1.1./Thursday	790	3.5./Sunday	4193	1687	101	1639	2120	1997
	I+II	28.3./Saturday	2	0	3.5./Sunday	10	620	1.1./Thursday	1381	3.5./Sunday	6330	3284	274	3335	4056	3987

## GODIŠNJA NERAVNOMJERNOST SAOBRAĆAJNOG TOKA TRAFFIC FLOW ANNUAL VARIATION

Automatski brojač broj - Automatic counter number  
 Lokalizet - Location / Stacionaža - Mileage [km+m]  
 Broj puta - Road number / Dionica - Section

000025  
 Blaževac / 5+516,00  
 M 1.8 / Pelagićevo - granica / border RS (Blaževac)

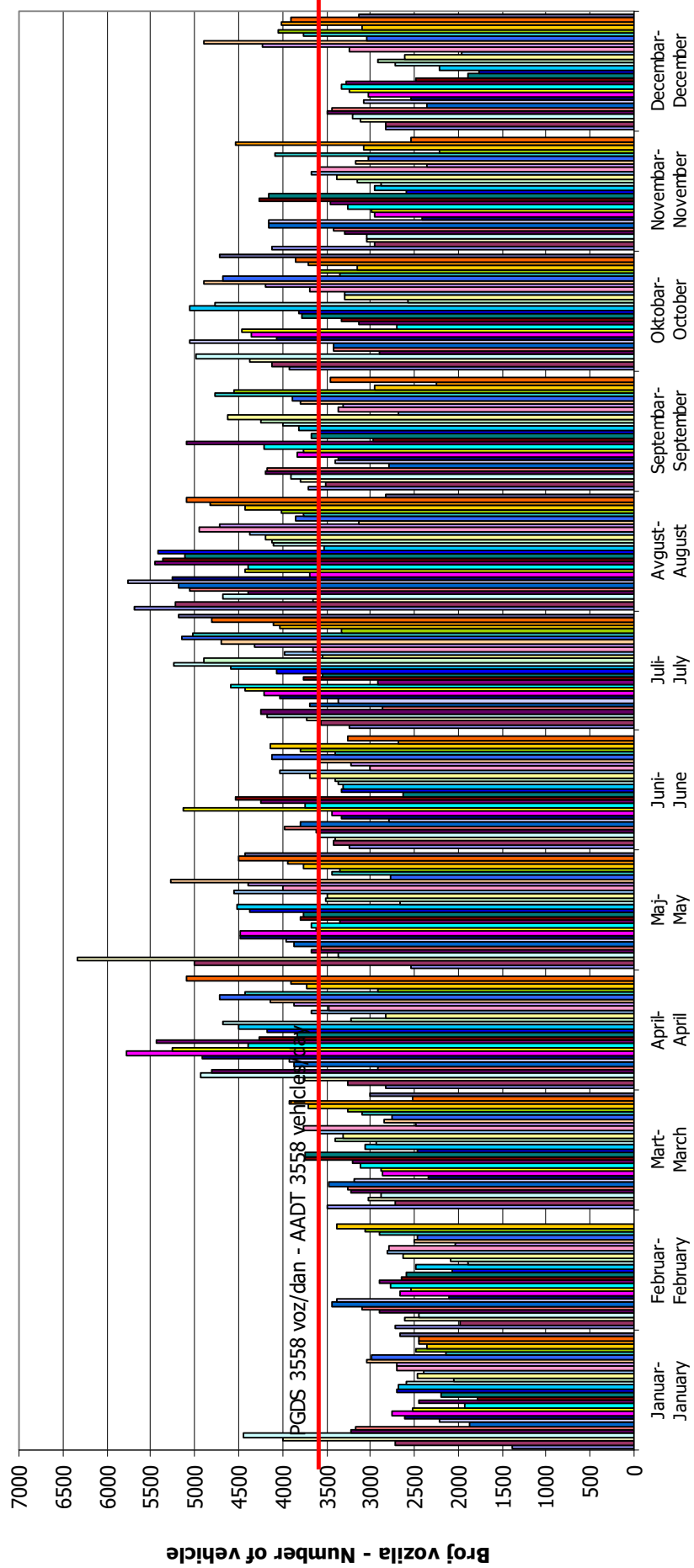




**DNEVNA NERAVNOMJERNOST SAOBRAĆAJNOG TOKA**  
**TRAFFIC FLOW DAILY VARIATION**

Automatski brojač broj - Automatic counter number  
 Lokalizet - Location / Stacionaža - Mileage [km+tm]  
 Broj puta - Road number/ Dionica - Section

000025  
 Blaževac / 5+516,00  
 M 1.8 / Pelagićevo - granica / border RS (Blaževac)



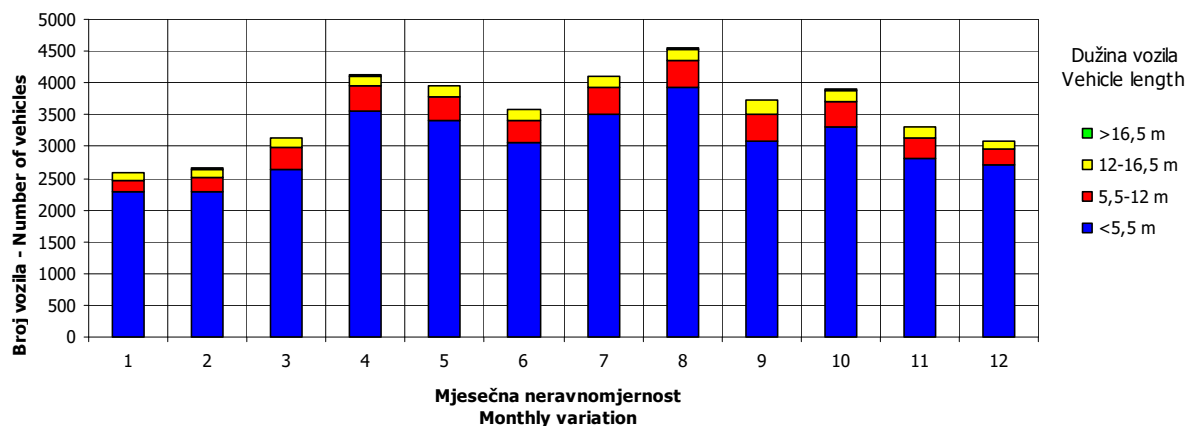
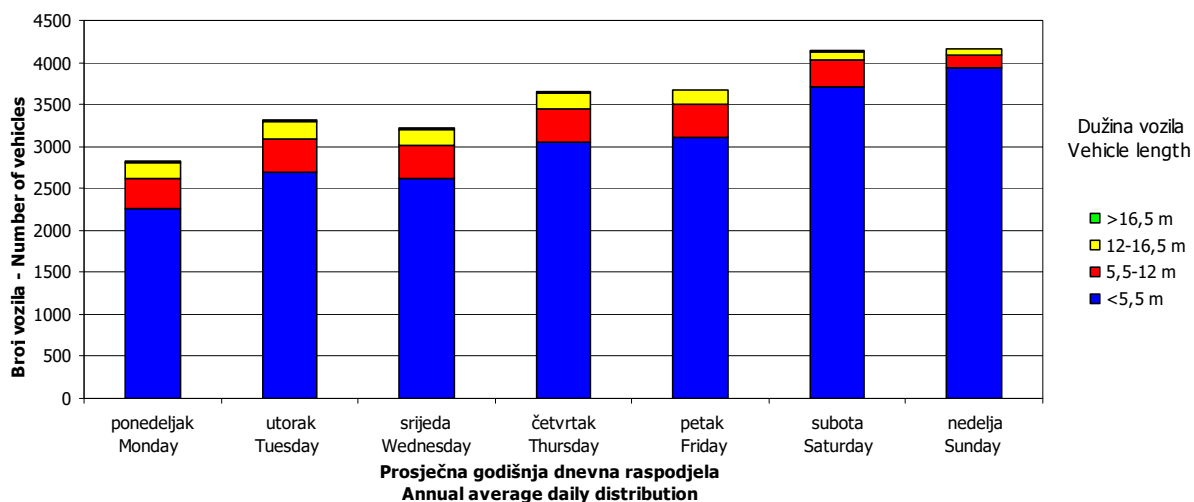
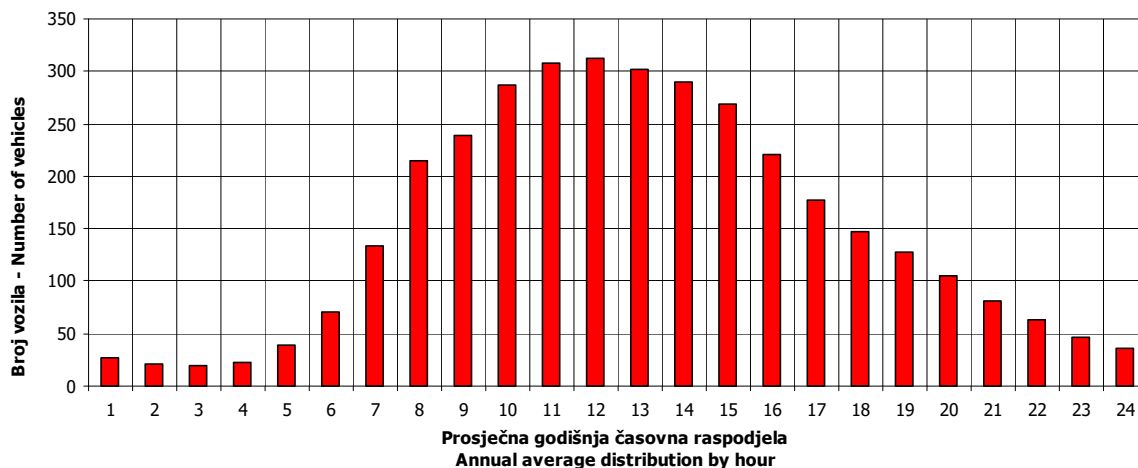
Dani / Mjeseci - Days / Months

## VREMENSKA RASPODJELA SAOBRAĆAJNOG TOKA TRAFFIC FLOW TIME DISTRIBUTION

Automatski brojač broj - Automatic counter number  
 Lokalizet - Location / Stacionaža - Mileage [km+m]  
 Broj puta - Road number / Dionica - Section

000025  
 Blaževac / 5+516,00  
 M 1.8 / Pelagićevo - granica / border RS (Blaževac)

**PGDS 3558 voz/dan      AADT 3558 veh/day**

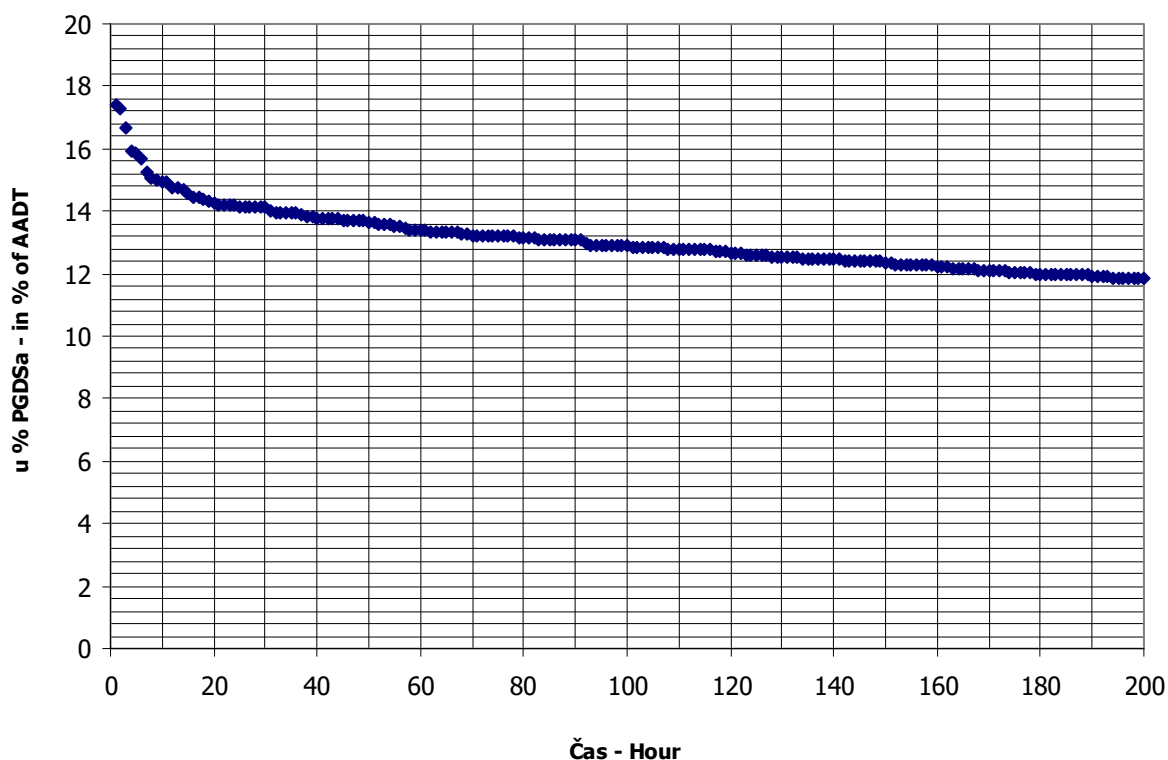


## SATNA DISTRIBUCIJA SAOBRAĆAJNOG TOKA TRAFFIC FLOW HOURLY DISTRIBUTION

Automatski brojač broj - Automatic counter number  
 Lokalitet - Location / Stacionaža - Mileage [km+m]  
 Broj puta - Road number / Dionica - Section

000025  
 Blaževac / 5+516,00  
 M 1.8 / Pelagićevo - granica / border RS (Blaževac)

<b>PGDS - AADT</b>	<b>3558 voz/dan - veh/day</b>							
Čas - Hour	Maksimalni vršni sat - Maximum peak hour	10	20	30	40	50	100	200
Sat u danu - Hour of day	10	12	12	11	10	9	11	10
Sat u godini - Hour in year	2938	2940	3444	2915	6634	6633	2771	4618
Dan - Day of week	nedelja - Sunday	nedelja - Sunday	nedelja - Sunday	subota - Saturday	nedelja - Sunday	nedelja - Sunday	nedelja - Sunday	nedelja - Sunday
Datum - Date	3	3	24	2	4	4	26	12
Mjesec - Month	maj - May	maj - May	maj - May	maj - May	oktobar - October	oktobar - October	april - April	juli - July
Vrijednost - Value	620	532	506	499	490	485	457	421
% - percent	17.42	14.95	14.22	14.02	13.77	13.63	12.84	11.83



**BROJANJE VOZILA NA MREŽI PUTEVA U REPUBLICI SRPSKOJ – 2015. GODINA**  
**VEHICLE COUNTING ON THE ROAD NETWORK OF THE REPUBLIC OF SRPSKA – YEAR 2015**

**MJESEČNI BROJ VOZILA**  
**MONTHLY NUMBER OF VEHICLES**

Automatski brojač broj - Automatic counter number  
 Lokalizet - Location / Stacionaža - Mileage [km+m]  
 Broj puta - Road number / Dionica - Section

000026  
 Marković Polje / 1+169,00  
 M 14.1 / Lončari - granica / border RS (Brčko 1)

	Mjesec - Month											
	Januar- January	Februar- February	Mart- March	April- April	Maj- May	Jun- June	Jul- July	August- August	Septembar- September	Oktobar- October	Novembar- November	Decembar- December
1	6038	6734	6627	6660	7132	8088	7190	9267	8120	7267	9705	5555
2	6680	7141	7444	6929	7713	6417	7245	10595	7532	7133	9861	6450
3	7801	5033	5518	6774	8487	6920	7112	11308	7472	7595	7866	6276
4	8141	6166	6297	7050	9136	6918	7332	9398	7673	8144	7063	6382
5	6546	6095	6267	7161	7491	6758	8328	9079	7834	8670	7040	6867
6	4969	5700	6302	7692	7801	6988	8900	8620	8103	6809	7032	7795
7	6663	6150	7433	5478	7771	7676	6871	8823	8733	7399	7312	7595
8	7013	6881	7034	6693	7120	7956	7268	8257	7422	7084	8237	6014
9	6683	6461	7643	6455	7364	6193	7346	9819	7615	7009	8873	6103
10	6468	4479	5691	6248	7744	6852	7575	10802	7153	7225	6337	6186
11	6865	5256	6231	6626	8210	6876	7876	9362	7907	7399	6786	6169
12	7584	4450	6170	7006	6757	7158	9016	9136	7429	8232	6422	6420
13	5457	4647	6333	7927	7050	7980	9539	9023	8150	7075	6705	6666
14	5959	4904	5939	6157	6726	7977	7615	9504	8991	7322	7354	7232
15	6244	5246	5907	6612	7067	8320	7621	9606	7224	7238	7584	5415
16	6359	5975	6589	6477	9106	6547	7621	10103	7567	7173	8412	6585
17	6858	4425	5053	7006	8217	6920	7451	10649	7508	7313	5971	6225
18	7025	5133	6062	7127	8138	6988	7883	8594	7268	7912	6798	6613
19	7404	5251	6283	7657	7479	7070	9028	8338	7578	8308	6754	6852
20	6177	5151	6425	8291	7109	7309	9886	7837	8935	6226	7160	7071
21	6075	6474	6277	6368	6854	8036	7871	7975	8818	6304	7361	8857
22	6106	6759	7206	7158	6657	8558	7758	8036	7232	6474	7637	5703
23	6026	7278	7988	6757	7493	6790	7628	8392	7272	7112	7821	6591
24	5839	5323	5454	6876	8067	7721	7830	9425	7229	7271	6072	7605
25	6497	6065	6335	7527	9032	7790	8392	7504	7309	7995	6378	7487
26	6499	6288	6133	8949	7035	7327	9607	7514	7930	9085	6106	8020
27	4763	5916	6901	9924	8242	7473	10420	7494	8118	7113	6223	7942
28	5927	6272	7554	6888	7596	8070	8357	8243	8768	7238	6656	7898
29	4646		8792	8088	7114	8437	8008	8069	6977	7105	7000	4987
30	4678		7870	6298	7125	6349	8575	8763	7247	7718	6975	5108
31	6195		6517		8113		8491	9701		9125		4415
Ukupno- Total	196185	161653	204275	212859	236946	220462	251640	279236	233114	231073	217501	205084
Prosje- Average	6329	5773	6590	7095	7643	7349	8117	9008	7770	7454	7250	6616
Godšnji prosjek (PGDS) - Annual average (AADT)												7260

**BROJANJE VOZILA NA MREŽI PUTEVA U REPUBLICI SRPSKOJ – 2015. GODINA**  
**VEHICLE COUNTING ON THE ROAD NETWORK OF THE REPUBLIC OF SRPSKA – YEAR 2015**

**STRUKTURA SAOBRAĆAJNOG TOKA**  
**TRAFFIC FLOW COMPOSITION**

Automatski brojač broj - Automatic counter number  
 Lokalizet - Location / Stacionaža - Mileage [km+m]  
 Broj puta - Road number / Dionica - Section

000026  
 Marković Polje / 1+169,00  
 M 14.1 / Lončari - granica / border RS (Brčko 1)

Mjesec - Month	Smjer - Direction	Dužina vozila - Vehicle length								Ukupno - Total
		< 5,5 m	(%)	5,5 - 12 m	(%)	12 - 16,5 m	(%)	< 16,5 m	(%)	
Januar - January	I	83851	87.5	9969	10.4	1819	1.9	231	0.2	95870
	II	89573	89.3	8650	8.6	2060	2.1	33	0.0	100315
	ukupno - total	173457	88.4	18587	9.5	3882	2.0	259	0.1	196185
Februar - February	I	70914	87.5	8431	10.4	1538	1.9	195	0.2	81079
	II	71946	89.3	6948	8.6	1654	2.1	26	0.0	80574
	ukupno - total	142926	88.4	15315	9.5	3199	2.0	214	0.1	161653
Mart - March	I	89757	87.5	10671	10.4	1947	1.9	247	0.2	102622
	II	90767	89.3	8765	8.6	2087	2.1	33	0.0	101653
	ukupno - total	180610	88.4	19353	9.5	4042	2.0	270	0.1	204275
April - April	I	93049	87.5	11062	10.4	2019	1.9	256	0.2	106386
	II	95071	89.3	9181	8.6	2186	2.1	35	0.0	106473
	ukupno - total	188199	88.4	20166	9.5	4212	2.0	282	0.1	212859
Maj - May	I	103334	87.5	12285	10.4	2242	1.9	284	0.2	118145
	II	106079	89.3	10244	8.6	2439	2.1	39	0.0	118801
	ukupno - total	209496	88.4	22448	9.5	4688	2.0	313	0.1	236946
Juni - June	I	96011	87.5	11415	10.4	2083	1.9	264	0.2	109773
	II	98836	89.3	9545	8.6	2273	2.1	36	0.0	110689
	ukupno - total	194921	88.4	20887	9.5	4362	2.0	292	0.1	220462
Juli - July	I	111385	87.5	13242	10.4	2417	1.9	307	0.2	127350
	II	110980	89.3	10717	8.6	2552	2.1	40	0.0	124290
	ukupno - total	222488	88.4	23841	9.5	4979	2.0	333	0.1	251640
Avgust - August	I	120825	87.5	14365	10.4	2621	1.9	333	0.2	138143
	II	125984	89.3	12166	8.6	2897	2.1	46	0.0	141093
	ukupno - total	246887	88.4	26455	9.5	5525	2.0	369	0.1	279236
Septembar - September	I	101035	87.5	12012	10.4	2192	1.9	278	0.2	115516
	II	105005	89.3	10140	8.6	2415	2.1	38	0.0	117598
	ukupno - total	206108	88.4	22085	9.5	4612	2.0	308	0.1	233114
Oktobar - October	I	101617	87.5	12081	10.4	2205	1.9	280	0.2	116183
	II	102587	89.3	9907	8.6	2359	2.1	37	0.0	114890
	ukupno - total	204303	88.4	21892	9.5	4572	2.0	306	0.1	231073
Novembar - November	I	93985	87.5	11174	10.4	2039	1.9	259	0.2	107456
	II	98260	89.3	9489	8.6	2260	2.1	36	0.0	110045
	ukupno - total	192304	88.4	20606	9.5	4304	2.0	288	0.1	217501
Decembar - December	I	90204	87.5	10724	10.4	1957	1.9	248	0.2	103133
	II	91033	89.3	8791	8.6	2093	2.1	33	0.0	101951
	ukupno - total	181325	88.4	19430	9.5	4058	2.0	271	0.1	205084
Ukupno (godišnje) - Total (annual)	I	1155967	87.5	137431	10.4	25079	1.9	3181	0.2	1321658
	II	1186119	89.3	114545	8.6	27276	2.1	430	0.0	1328370
	ukupno - total	2343022	88.4	251066	9.5	52434	2.0	3505	0.1	2650028
Prosjek (PGDS) - Average (AADT)	I	3167	85.9	377	11.1	69	2.7	9	0.3	3621
	II	3250	86.6	314	10.4	75	3.0	1	0.0	3639
	ukupno - total	6419	88.4	688	9.5	144	2.0	10	0.1	7260

**BRONANJE VOZILA NA MREŽI PUTEVA U REPUBLICI SRPSKOJ – 2015. GODINA**  
**VEHICLE COUNTING ON THE ROAD NETWORK OF THE REPUBLIC OF SRPSKA – YEAR 2015**

**SAO BRAČAJNI POKAZATELJI**

000026  
 Marković Polje / 1+169,00  
 M 14.1 / Lončari - granica / border RS (Brčko 1)

Automatski brojač broj  
 Lokalizet / Stacionaža [km+m]  
 Broj puta / Dionica

Mjesec	Smjer	minimalni čas		maksimalni čas		voz/h		mimimalni dan		maksimalni dan		dnevni prosjek (05-21 h)	noćni prosjek (21-05 h)	prosjek radnim danom	prosjek vikendom	ljetni prosjek
		datum/dan	čas	čas	voz/h	datum/dan	voz/dan	datum/dan	voz/dan							
Januar	I	16/petak	3	5	401	6/utorak	2067	3892	12/ponedjeljak	3892	2791	302	1549	1544		
	II	14/srijeda	3	6	383	29/četvrtak	2284	4261	4/nedjelja	4261	2916	319	1597	1639		
	I+II	14/srijeda	3	16	708	29/četvrtak	4646	8141	4/nedjelja	8141	5708	621	3145	3183		
Februar	I	6/petak	3	3	382	10/utorak	2095	3652	23/ponedjeljak	3652	2612	284	1999	897		
	II	13/petak	4	3	308	12/četvrtak	2181	3626	23/ponedjeljak	3626	2606	272	2010	868		
	I+II	13/petak	4	10	627	17/utorak	4425	7278	23/ponedjeljak	7278	5217	556	4008	1765		
Mart	I	5/četvrtak	4	6	438	17/utorak	2406	4917	29/nedjelja	4917	3003	309	2263	1048		
	II	3/utorak	4	7	382	17/utorak	2647	3993	30/ponedjeljak	3993	2986	292	2302	976		
	I+II	21/subota	3	17	682	17/utorak	5053	8792	29/nedjelja	8792	5989	601	4565	2025		
April	I	10/petak	2	7	423	7/utorak	2642	5157	27/ponedjeljak	5157	3155	391	2311	1236		
	II	8/srijeda	2	9	360	7/utorak	2836	4767	27/ponedjeljak	4767	3179	370	2342	1207		
	I+II	8/srijeda	2	23	733	7/utorak	5478	9924	27/ponedjeljak	9924	6334	762	4653	2443		
Maj	I	9/subota	3	6	413	19/utorak	3300	4983	16/subota	4983	3327	485	2397	1414		
	II	21/četvrtak	3	12	384	22/petak	3345	4765	4/ponedjeljak	4765	3394	438	2454	1378		
	I+II	1/petak	4	24	715	22/petak	6657	9136	4/ponedjeljak	9136	6721	923	4851	2792		
Juni	I	27/subota	3	7	405	9/utorak	2962	4375	22/ponedjeljak	4375	3216	444	2627	1033	3660	
	II	4/četvrtak	3	9	414	2/utorak	3224	4189	15/ponedjeljak	4189	3267	422	2671	1018	3689	
	I+II	4/četvrtak	3	22	677	9/utorak	6193	8558	22/ponedjeljak	8558	6483	865	5298	2050	7349	
Juli	I	11/subota	3	15	438	7/utorak	3343	5387	27/ponedjeljak	5387	3550	559	2995	1114	4109	
	II	10/petak	3	10	369	7/utorak	3528	5033	27/ponedjeljak	5033	3517	492	2947	1062	4009	
	I+II	10/petak	3	33	807	7/utorak	6871	10420	27/ponedjeljak	10420	7067	1050	5941	2176	8117	
Avgust	I	27/četvrtak	4	9	464	25/utorak	3560	5964	3/ponedjeljak	5964	3852	605	3000	1457	4457	
	II	26/srijeda	2	12	403	26/srijeda	3829	5597	17/ponedjeljak	5597	3985	566	3075	1476	4550	
	I+II	28/petak	3	30	806	27/četvrtak	7494	11308	3/ponedjeljak	11308	7837	1171	6075	2932	9008	
Septembar	I	25/petak	3	7	422	29/utorak	3376	4552	20/nedjelja	4552	3442	410	2779	1073	3852	
	II	11/petak	3	10	360	29/utorak	3601	4451	7/ponedjeljak	4451	3521	397	2856	1063	3919	
	I+II	12/subota	3	24	760	29/utorak	6977	8991	14/ponedjeljak	8991	6963	807	5635	2136	7770	
Okobar	I	8/četvrtak	2	7	440	20/utorak	3058	4945	31/subota	4945	3353	395	2600	1148		
	II	9/petak	3	6	366	21/srijeda	3163	4384	26/ponedjeljak	4384	3338	368	2597	1109		
	I+II	9/petak	3	15	740	20/utorak	6226	9125	31/subota	9125	6691	763	5197	2257		
Novembar	I	25/srijeda	23	2	456	24/utorak	2886	5159	1/nedjelja	5159	3252	331	2422	1161		
	II	19/četvrtak	4	8	411	17/utorak	3052	5070	2/ponedjeljak	5070	3329	338	2534	1134		
	I+II	10/utorak	4	20	817	17/utorak	5971	9861	2/ponedjeljak	9861	6581	669	4955	2295		
Decembar	I	17/četvrtak	23	6	456	31/četvrtak	1934	5184	21/ponedjeljak	5184	2971	356	2378	949		
	II	4/petak	3	9	325	31/četvrtak	2481	3959	26/subota	3959	2963	326	2379	910		
	I+II	19/subota	3	22	737	31/četvrtak	4415	8857	21/ponedjeljak	8857	5934	682	4756	1859		
Godina	I	25.11./srijeda	23	2	464	31.12./četvrtak	1934	5964	3.8./ponedjeljak	5964	3215	343	3543	3798	4024	
	II	13.2./petak	4	3	414	12.2./četvrtak	2181	5597	17.8./ponedjeljak	5597	3255	384	3596	3734	4046	
	I+II	13.2./petak	4	10	817	31.12./četvrtak	4415	11308	3.8./ponedjeljak	11308	6469	791	7139	7532	8069	

**BRONJE VOZILA NA MREZI PUTEVA U REPUBLICI SRPSKOJ – 2015. GODINA**  
**VEHICLE COUNTING ON THE ROAD NETWORK OF THE REPUBLIC OF SRPSKA – YEAR 2015**

**TRAFFIC PARAMETERS**

000026  
 Marković Polje / 1+169,00  
 M 14.1 / Lončari - graniča / border RS (Brčko 1)

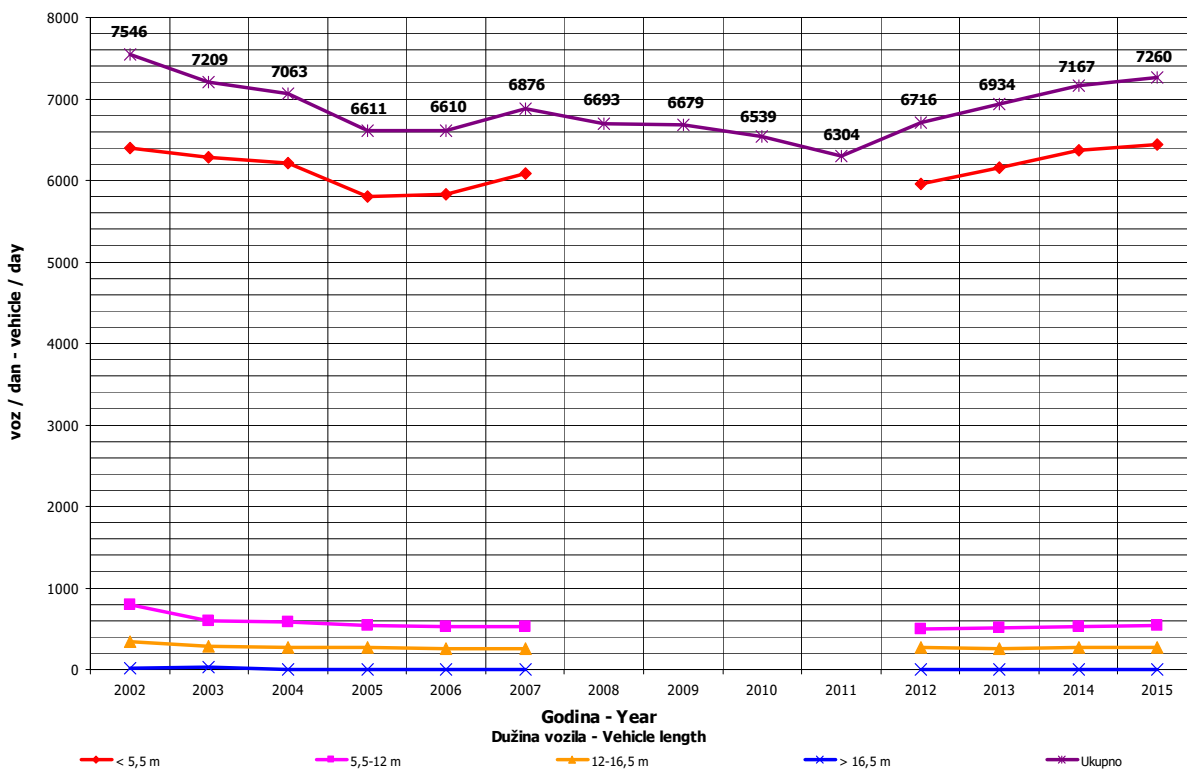
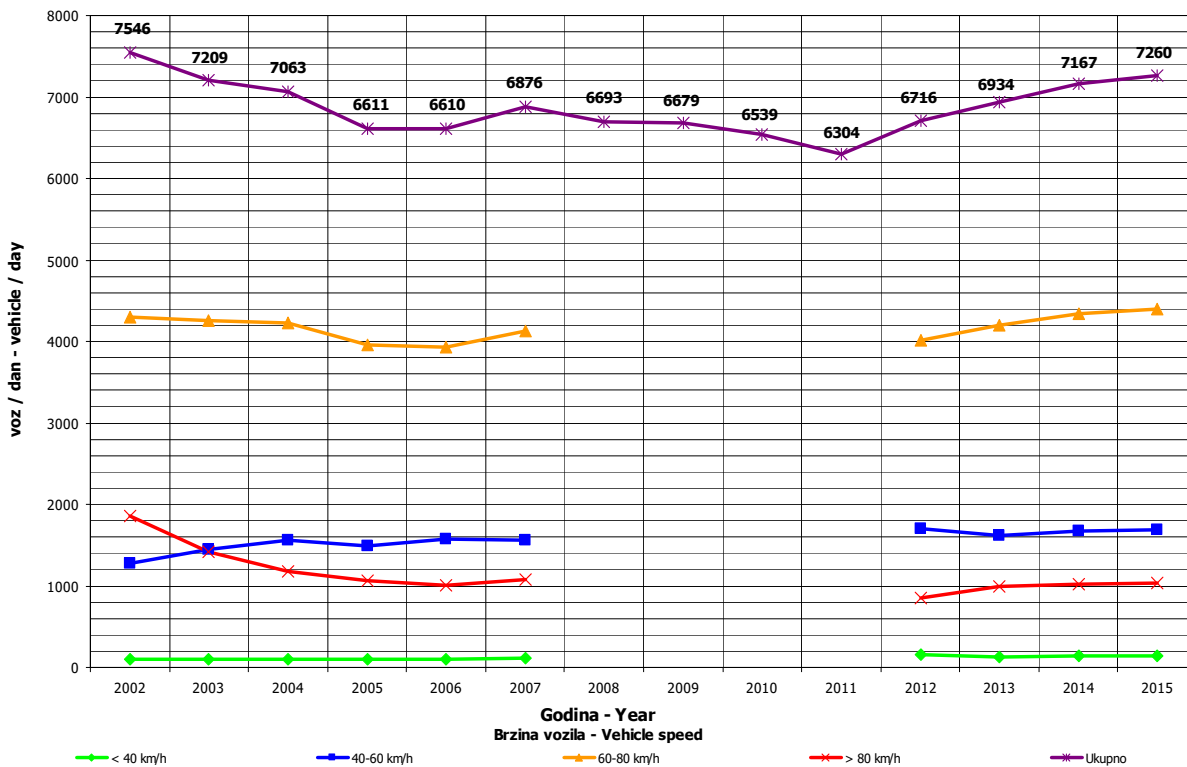
Automatic counter number  
 Location / Mileage [km+m]  
 Road number / Section

Month	Direction	minimum hour		maximum hour		veh/h	veh/h	minimum day		maximum day		day time average (5-21 h)	night average (21-05 h)	working day average	weekend average	summer average
		date/day	hour	date/day	hour			date/day	hour	date/day	hour					
January	I	16/Friday	3	5	12/Monday	11	401	6/Tuesday	2067	12/Monday	3892	2791	302	1549	1544	
	II	14/Wednesday	3	6	4/Sunday	12	383	29/Thursday	2284	4/Sunday	4261	2916	319	1597	1639	
	I+II	14/Wednesday	3	16	19/Monday	11	708	29/Thursday	4646	4/Sunday	8141	5708	621	3145	3183	
February	I	6/Friday	3	3	2/Monday	11	382	10/Tuesday	2095	23/Monday	3652	2612	284	1999	897	
	II	13/Friday	4	3	23/Monday	8	308	12/Thursday	2181	23/Monday	3626	2606	272	2010	868	
	I+II	13/Friday	4	10	2/Monday	11	627	17/Tuesday	4425	23/Monday	7278	5217	556	4008	1765	
March	I	5/Thursday	4	6	23/Monday	10	438	17/Tuesday	2406	29/Sunday	4917	3003	309	2263	1048	
	II	3/Thursday	4	7	30/Monday	9	382	17/Tuesday	2647	30/Monday	3993	2986	292	2302	976	
	I+II	2/Saturday	3	17	23/Monday	10	682	17/Tuesday	5053	29/Sunday	8792	5989	601	4565	2025	
April	I	10/Friday	2	7	27/Monday	11	423	7/Tuesday	2642	27/Monday	5157	3155	391	2311	1236	
	II	8/Wednesday	2	9	27/Monday	8	360	7/Tuesday	2836	27/Monday	4767	3179	370	2342	1207	
	I+II	8/Wednesday	2	23	27/Monday	10	733	7/Tuesday	5478	27/Monday	9924	6334	762	4653	2443	
May	I	9/Saturday	3	6	25/Monday	11	413	19/Tuesday	3300	16/Saturday	4983	3327	485	2397	1414	
	II	2/Thursday	3	12	27/Wednesday	13	384	22/Friday	3345	4/Monday	4765	3394	438	2454	1378	
	I+II	1/Friday	4	24	4/Monday	10	715	22/Friday	6657	4/Monday	9136	6721	923	4851	2792	
June	I	27/Saturday	3	7	8/Monday	10	405	9/Tuesday	2962	22/Monday	4375	3216	444	2627	1033	3660
	II	4/Thursday	3	9	24/Wednesday	12	414	2/Tuesday	3224	15/Monday	4189	3267	422	2671	1018	3689
	I+II	4/Thursday	3	22	15/Monday	9	677	9/Tuesday	6193	27/Monday	8558	6483	865	5298	2050	7349
July	I	11/Saturday	3	15	20/Monday	10	438	7/Tuesday	3343	27/Monday	5387	3550	559	2995	1114	4109
	II	10/Friday	3	10	27/Monday	9	369	7/Tuesday	3528	27/Monday	5033	3517	492	2947	1062	4009
	I+II	10/Friday	3	33	27/Monday	9	807	7/Tuesday	6871	27/Monday	10420	7067	1050	5941	2176	8117
August	I	27/Wednesday	4	9	3/Monday	10	464	25/Tuesday	3560	3/Monday	5964	3852	605	3000	1457	4457
	II	26/Wednesday	2	12	16/Sunday	18	403	26/Wednesday	3829	17/Monday	5597	3985	566	3075	1476	4550
	I+II	28/Friday	3	30	3/Monday	9	806	27/Thursday	7494	3/Monday	11308	7837	1171	6075	2932	9008
September	I	25/Friday	3	7	21/Monday	11	422	29/Tuesday	3376	20/Sunday	4552	3442	410	2779	1073	3852
	II	11/Friday	3	10	14/Monday	9	360	29/Tuesday	3601	7/Monday	4451	3521	397	2856	1063	3919
	I+II	12/Saturday	3	24	14/Monday	9	760	29/Tuesday	6977	14/Monday	8991	6963	807	5635	2136	7770
October	I	8/Thursday	2	7	26/Monday	9	440	20/Tuesday	3058	31/Saturday	4945	3353	395	2600	1148	
	II	9/Friday	3	6	26/Monday	7	366	21/Wednesday	3163	26/Monday	4384	3338	368	2597	1109	
	I+II	9/Friday	3	15	26/Monday	9	740	20/Tuesday	6226	31/Saturday	9125	6691	763	5197	2257	
November	I	25/Wednesday	23	2	2/Monday	10	456	24/Tuesday	2886	1/Sunday	5159	3252	331	2422	1161	
	II	19/Thursday	2	8	3/Thursday	11	411	17/Tuesday	3052	2/Monday	5070	3329	338	2534	1134	
	I+II	10/Tuesday	4	20	2/Monday	10	817	17/Tuesday	5971	2/Monday	9861	6581	669	4955	2295	
December	I	17/Thursday	23	6	21/Monday	11	456	31/Thursday	1934	21/Monday	5184	2971	356	2378	949	
	II	4/Friday	3	9	7/Monday	8	325	31/Thursday	2481	26/Saturday	3959	2963	326	2379	910	
	I+II	19/Saturday	3	22	21/Monday	11	737	31/Thursday	4415	21/Monday	8857	5934	682	4756	1859	
Year	I	25.11./Wednesday	23	2	3.8./Monday	10	464	31.12./Thursday	1934	3.8./Monday	5964	3215	407	3543	3798	4024
	II	13.2./Friday	4	3	24.6./Wednesday	12	414	12.2./Thursday	2181	17.8./Monday	5597	3255	384	3596	3734	4046
	I+II	13.2./Friday	4	10	2.11./Monday	10	817	31.12./Thursday	4415	3.8./Monday	11308	6469	791	7139	7532	8069

## GODIŠNJA NERAVNOMJERNOST SAOBRAĆAJNOG TOKA TRAFFIC FLOW ANNUAL VARIATION

Automatski brojač broj - Automatic counter number  
 Lokalizet - Location / Stacionaža - Mileage [km+m]  
 Broj puta - Road number / Dionica - Section

000026  
 Marković Polje / 1+169,00  
 M 14.1 / Lončari - granica / border RS (Brčko 1)

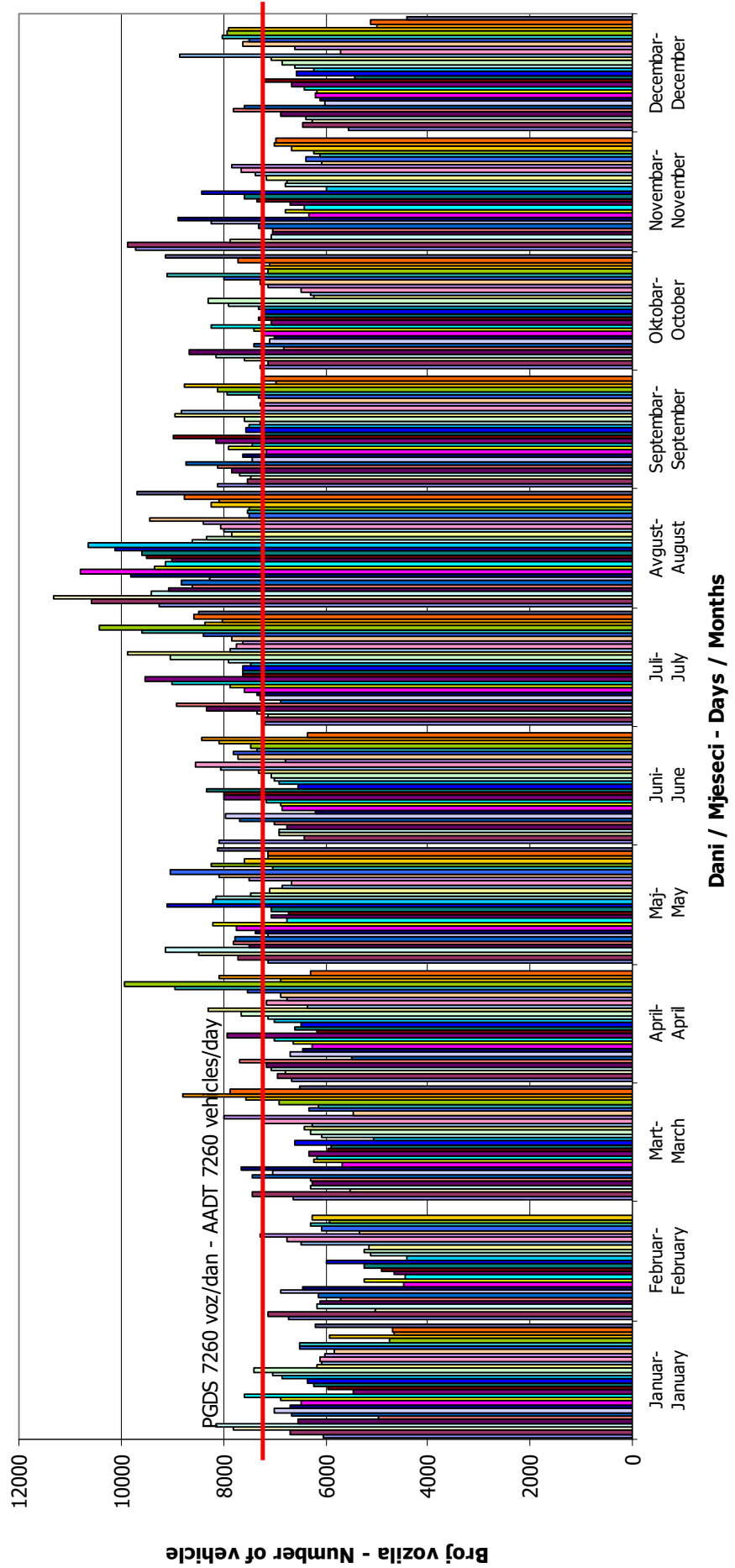




**DNEVNA NERAVNOMJERNOST SAOBRAĆAJNOG TOKA  
 TRAFFIC FLOW DAILY VARIATION**

Automatski brojač broj - Automatic counter number  
 Lokalizet - Location / Stacionaža - Mileage [km+mm]  
 Broj puta - Road number/ Dionica - Section

000026  
 Marković Polje / 1+169,00  
 M 14.1 / Lončari - granica / border RS (Brčko 1)

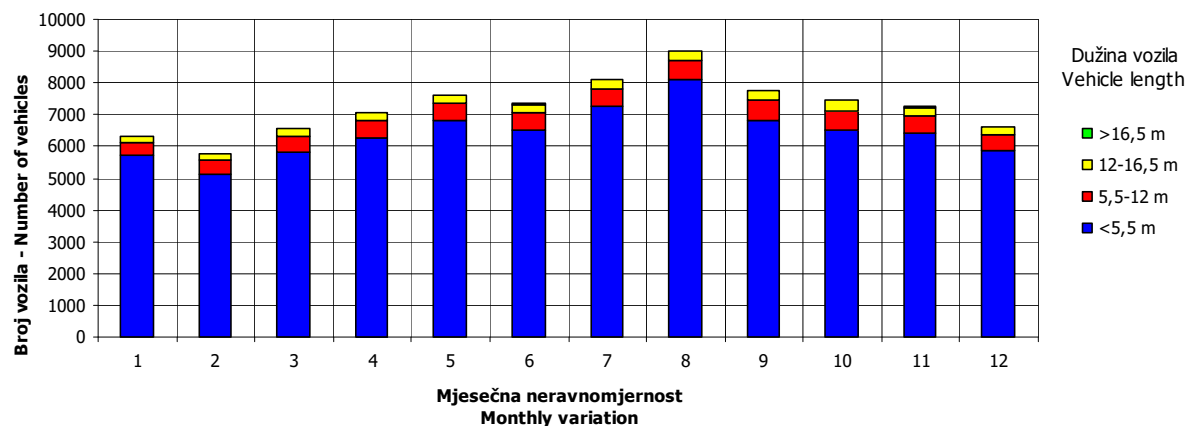
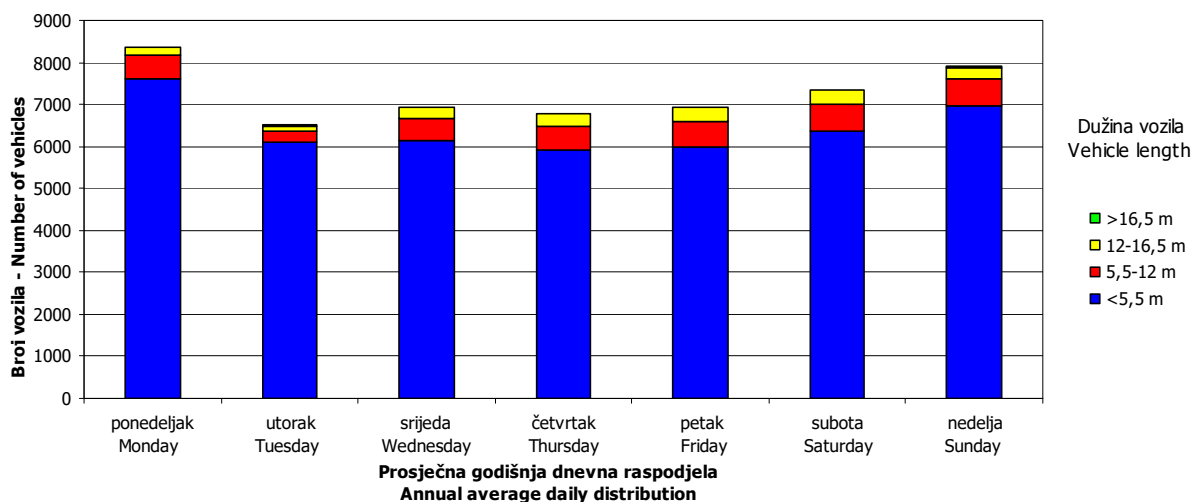
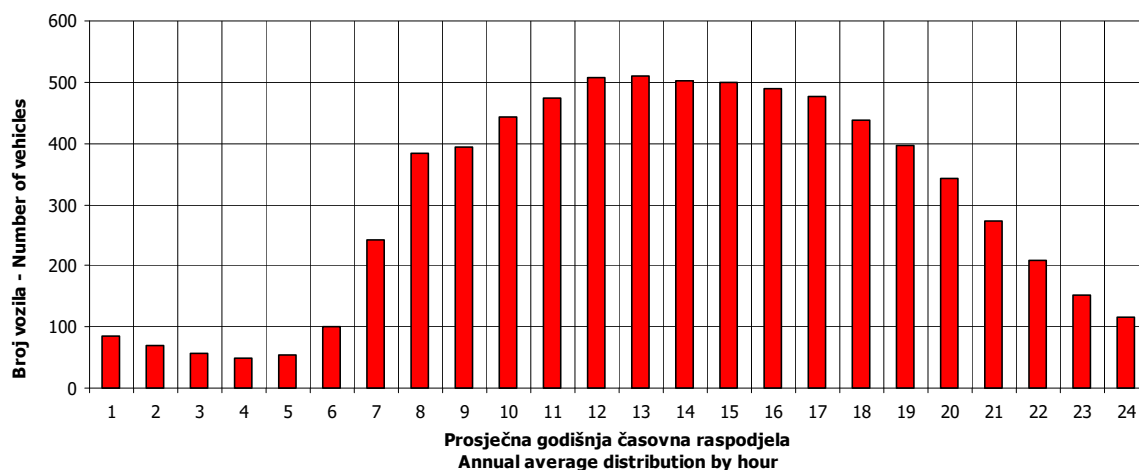


## VREMENSKA RASPODJELA SAOBRAĆAJNOG TOKA TRAFFIC FLOW TIME DISTRIBUTION

Automatski brojač broj - Automatic counter number  
 Lokalizet - Location / Stacionaža - Mileage [km+m]  
 Broj puta - Road number / Dionica - Section

000026  
 Marković Polje / 1+169,00  
 M 14.1 / Lončari - granica / border RS (Brčko 1)

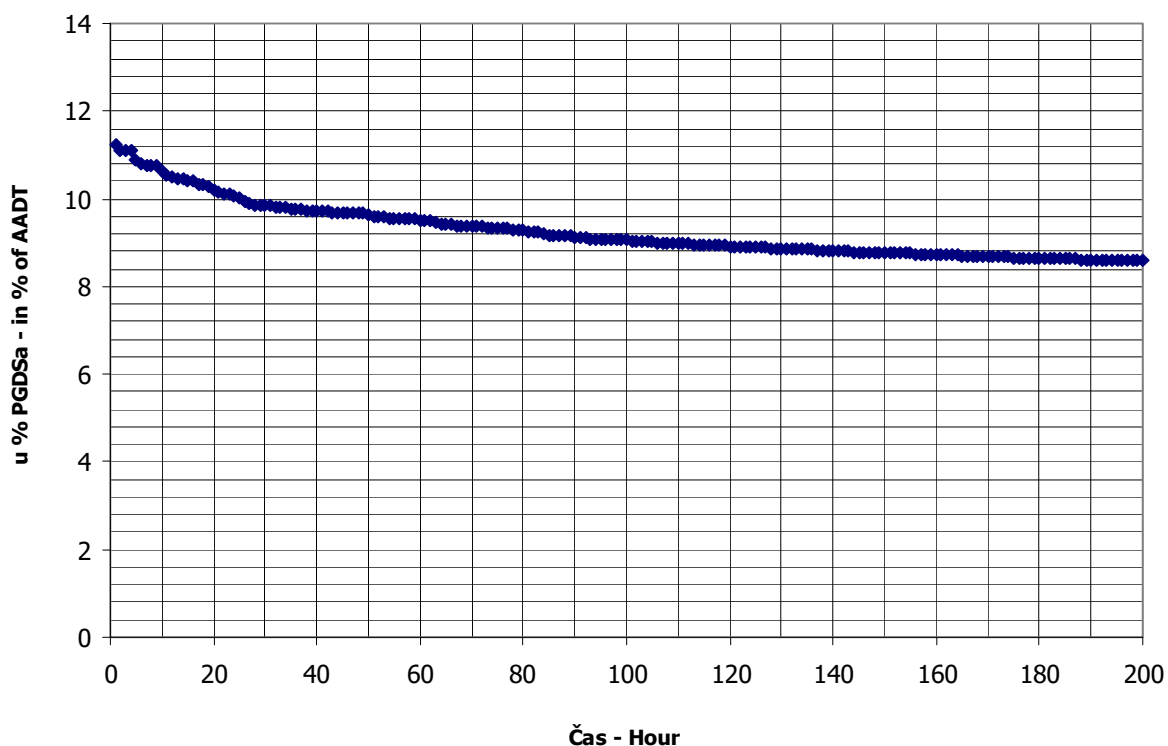
**PGDS 7260 voz/dan      AADT 7260 veh/day**



## SATNA DISTRIBUCIJA SAOBRAĆAJNOG TOKA TRAFFIC FLOW HOURLY DISTRIBUTION

Automatski brojač broj - Automatic counter number 000026  
 Lokalitet - Location / Stacionaža - Mileage [km+m] Marković Polje / 1+169,00  
 Broj puta - Road number / Dionica - Section M 14.1 / Lončari - granica / border RS  
 (Brčko 1)

PGDS - AADT	7260 voz/dan - veh/day							
Čas - Hour	Maksimalni vršni sat - Maximum peak hour	10	20	30	40	50	100	200
Sat u danu - Hour of day	10	9	11	11	11	9	11	16
Sat u godini - Hour in year	7330	7329	8507	6827	6323	5649	3299	7648
Dan - Day of week	ponedeljak - Monday	ponedeljak - Monday	ponedeljak - Monday	ponedeljak - Monday	ponedeljak - Monday	ponedeljak - Monday	ponedeljak - Monday	nedelja - Sunday
Datum - Date	2	2	21	12	21	24	18	15
Mjesec - Month	novembar - November	novembar - November	decembar - December	oktobar - October	septembar - September	avgust - August	maj - May	novembar - November
Vrijednost - Value	817	767	737	714	706	698	657	624
% - percent	11.25	10.56	10.15	9.83	9.72	9.61	9.05	8.59



**BROJANJE VOZILA NA MREŽI PUTEVA U REPUBLICI SRPSKOJ – 2015. GODINA**  
**VEHICLE COUNTING ON THE ROAD NETWORK OF THE REPUBLIC OF SRPSKA – YEAR 2015**

**MJESEČNI BROJ VOZILA**  
**MONTHLY NUMBER OF VEHICLES**

Automatski brojač broj - Automatic counter number  
 Lokalitet - Location / Stacionaža - Mileage [km+m]  
 Broj puta - Road number / Dionica - Section

000027  
 Čađavica / 7+795,00  
 M 14.1 / Vršani - Bijeljina 1

	Mjesec - Month											
	Januar- January	Februar- February	Mart- March	April- April	Maj- May	Jun- June	Jul- July	August- August	Septembar- September	Oktobar- October	Novembar- November	Decembar- December
1	3441	4085	5440	5565	6655	6253	6053	9740	6469	6483	6128	5806
2	4695	4770	5147	5828	7900	5844	6119	8533	6338	7110	5919	5493
3	5832	5326	5583	6412	7635	6019	6616	7569	6783	7081	5853	5545
4	5034	5013	5248	6493	6850	5801	6830	8025	7985	6485	5373	6340
5	6030	5443	5296	6056	8121	6548	6187	7535	7078	5851	5925	5909
6	4251	5742	6063	6028	7413	6831	6149	7748	6516	6395	6491	4879
7	3321	5507	5257	5658	7088	6330	6952	8528	6155	6123	6502	5580
8	4522	4944	4652	5780	5953	6738	6296	9325	6522	6567	5757	5934
9	5040	4773	5227	5748	7308	6683	6465	9465	6055	7164	5688	5327
10	5251	5385	5524	6224	6152	5792	7431	7851	6510	7192	6138	5544
11	4542	4889	5211	6441	6815	6628	7896	7368	7636	6582	5704	6152
12	4592	5348	5325	5571	6970	6994	7227	7176	7103	6189	5885	5557
13	5252	5341	5831	5719	5909	7005	6904	7132	6565	5915	6389	4534
14	3604	5097	5575	5975	6255	6567	6763	7999	6190	6182	6257	5492
15	4438	4037	5181	6000	6679	6099	6560	8266	6533	6440	5471	3862
16	5179	5205	5292	5894	6621	6417	6863	7573	6277	7085	5730	4261
17	5005	5293	5696	6570	6151	5985	7606	6606	6484	6873	6070	4974
18	4061	3740	5516	6778	5801	5790	7875	6988	7132	6170	5887	5653
19	5178	4288	5733	5914	6096	6581	7210	7392	7166	5861	5290	5601
20	6798	5267	6263	5462	6121	6353	7081	6834	6597	6508	6746	4389
21	5911	5441	5808	6461	7111	5621	7604	7576	7186	6273	6715	4489
22	5502	4224	5220	6034	7104	5912	6648	7398	6409	6537	5646	5432
23	5712	4715	5343	7101	6940	6004	6705	6823	6059	7133	5551	6031
24	5266	4989	5547	6037	6692	6030	7483	6350	6249	7068	6258	6853
25	4523	4991	5507	6738	6298	6331	8575	6963	6871	6136	6053	7063
26	4698	5290	5748	5342	6211	6570	7909	6551	6917	6328	5922	6688
27	5163	5747	6200	6574	5895	6433	6946	6837	6330	6734	5985	5448
28	4982	5997	5721	7089	6566	5898	7420	7769	6123	6034	5819	6262
29	5127		5407	7209	7013	5758	6917	7427	6347	6199	5164	6905
30	5120		5515	5398	6828	6247	8271	6713	6191	7073	5504	6948
31	4760		5674		6590		8602	6043		7588		6142
Ukupno- Total	152830	140887	170750	184099	207741	188062	220163	234103	198776	203359	177820	175093
Prosjek- Average	4930	5032	5508	6137	6701	6269	7102	7552	6626	6560	5927	5648
Godšnji prosjek (PGDS) - Annual average (AADT)												6174

**BROJANJE VOZILA NA MREŽI PUTEVA U REPUBLICI SRPSKOJ – 2015. GODINA**  
**VEHICLE COUNTING ON THE ROAD NETWORK OF THE REPUBLIC OF SRPSKA – YEAR 2015**

**STRUKTURA SAOBRAĆAJNOG TOKA**  
**TRAFFIC FLOW COMPOSITION**

Automatski brojač broj - Automatic counter number  
 Lokalizet - Location / Stacionaža - Mileage [km+m]  
 Broj puta - Road number / Dionica - Section

000027  
 Čadavica / 7+795,00  
 M 14.1 / Vršani - Bijeljina 1

Mjesec - Month	Smjer - Direction	Dužina vozila - Vehicle length								Ukupno - Total
		< 5,5 m	(%)	5,5 - 12 m	(%)	12 - 16,5 m	(%)	< 16,5 m	(%)	
Januar - January	I	66152	87.5	7865	10.4	1435	1.9	182	0.2	75634
	II	68929	89.3	6657	8.6	1585	2.1	25	0.0	77196
	ukupno - total	135125	88.4	14479	9.5	3024	2.0	202	0.1	152830
Februar - February	I	61936	87.5	7363	10.4	1344	1.9	170	0.2	70814
	II	62569	89.3	6042	8.6	1439	2.1	23	0.0	70073
	ukupno - total	124565	88.4	13348	9.5	2788	2.0	186	0.1	140887
Mart - March	I	75186	87.5	8939	10.4	1631	1.9	207	0.2	85962
	II	75708	89.3	7311	8.6	1741	2.1	27	0.0	84788
	ukupno - total	150969	88.4	16177	9.5	3379	2.0	226	0.1	170750
April - April	I	81498	87.5	9689	10.4	1768	1.9	224	0.2	93180
	II	81183	89.3	7840	8.6	1867	2.1	29	0.0	90919
	ukupno - total	162771	88.4	17442	9.5	3643	2.0	244	0.1	184099
Maj - May	I	91541	87.5	10883	10.4	1986	1.9	252	0.2	104662
	II	92041	89.3	8888	8.6	2117	2.1	33	0.0	103079
	ukupno - total	183674	88.4	19682	9.5	4110	2.0	275	0.1	207741
Juni - June	I	82756	87.5	9839	10.4	1795	1.9	228	0.2	94618
	II	83438	89.3	8058	8.6	1919	2.1	30	0.0	93444
	ukupno - total	166275	88.4	17817	9.5	3721	2.0	249	0.1	188062
Juli - July	I	98456	87.5	11705	10.4	2136	1.9	271	0.2	112568
	II	96073	89.3	9278	8.6	2209	2.1	35	0.0	107595
	ukupno - total	194657	88.4	20858	9.5	4356	2.0	291	0.1	220163
Avgust - August	I	102111	87.5	12140	10.4	2215	1.9	281	0.2	116748
	II	104788	89.3	10119	8.6	2410	2.1	38	0.0	117355
	ukupno - total	206982	88.4	22179	9.5	4632	2.0	310	0.1	234103
Septembar - September	I	87483	87.5	10401	10.4	1898	1.9	241	0.2	100022
	II	88179	89.3	8516	8.6	2028	2.1	32	0.0	98754
	ukupno - total	175748	88.4	18832	9.5	3933	2.0	263	0.1	198776
Oktobar - October	I	89713	87.5	10666	10.4	1946	1.9	247	0.2	102573
	II	89993	89.3	8691	8.6	2069	2.1	33	0.0	100786
	ukupno - total	179800	88.4	19266	9.5	4024	2.0	269	0.1	203359
Novembar - November	I	78294	87.5	9308	10.4	1699	1.9	215	0.2	89517
	II	78847	89.3	7614	8.6	1813	2.1	29	0.0	88303
	ukupno - total	157220	88.4	16847	9.5	3518	2.0	235	0.1	177820
Decembar - December	I	78329	87.5	9312	10.4	1699	1.9	216	0.2	89556
	II	76377	89.3	7376	8.6	1756	2.1	28	0.0	85537
	ukupno - total	154808	88.4	16588	9.5	3464	2.0	232	0.1	175093
Ukupno (godišnje) - Total (annual)	I	993455	87.5	118110	10.4	21553	1.9	2734	0.2	1135852
	II	998126	89.3	96390	8.6	22953	2.1	362	0.0	1117831
	ukupno - total	1992594	88.4	213516	9.5	44592	2.0	2981	0.1	2253683
Prosjek (PGDS) - Average (AADT)	I	2722	85.9	324	11.1	59	2.7	7	0.3	3112
	II	2735	86.6	264	10.4	63	3.0	1	0.0	3063
	ukupno - total	5459	88.4	585	9.5	122	2.0	8	0.1	6174

**BRONANJE VOZILA NA MREŽI PUTEVA U REPUBLICI SRPSKOJ – 2015. GODINA**  
**VEHICLE COUNTING ON THE ROAD NETWORK OF THE REPUBLIC OF SRPSKA – YEAR 2015**

**SAO BRAĆAJNI POKAZATELJI**

000027  
 Čadavica / 7+795,00  
 M 14.1 / Vršani - Bijejina 1

Automatski brojač broj  
 Lokalizacija / Stacionaža [km+m]  
 Broj puta / Dionica

Mjesec	Smjer	minimalni čas		maksimalni čas		mirni dan		maksimalni dan		dnevni prosjek (05-21 h)	noćni prosjek (21-05 h)	prosjek radnim danom	prosjek vikendom	ljetni prosjek
		datum/dan	čas	voz/h	čas	voz/dan	datum/dan	voz/dan	datum/dan					
Januar	I	8/četvrtak	3	6	20/utorak	16	312	1/četvrtak	1539	3455	2196	243	1364	1075
	II	9/petak	3	4	5/ponedjeljak	11	296	7/srijeda	1628	3343	2215	275	1138	1138
	I+II	9/petak	3	11	20/utorak	16	592	7/srijeda	3321	6798	4412	518	2716	2214
Februar	I	9/ponedjeljak	3	6	21/subota	13	251	18/srijeda	1865	3008	2303	226	1828	700
	II	19/četvrtak	2	7	8/nedjelja	17	264	18/srijeda	1875	2989	2252	251	1799	704
	I+II	19/četvrtak	3	13	21/subota	13	466	18/srijeda	3740	5997	4554	477	3627	1405
Mart	I	28/subota	2	0	27/petak	15	300	8/nedjelja	2297	3187	2532	243	1989	785
	II	28/subota	2	0	20/petak	13	247	8/nedjelja	2355	3076	2468	266	1963	771
	I+II	28/subota	2	0	27/petak	15	499	8/nedjelja	4652	6263	5000	508	3951	1557
April	I	16/četvrtak	4	7	29/srijeda	15	344	26/nedjelja	2620	3707	2771	336	2071	1036
	II	12/nedjelja	3	9	24/petak	12	281	30/četvrtak	2476	3598	2694	336	2023	1007
	I+II	2/četvrtak	3	20	29/srijeda	15	591	26/nedjelja	5342	7209	5465	672	4094	2043
Maj	I	1/petak	3	7	3/nedjelja	15	355	27/srijeda	2953	4080	2969	408	2155	1222
	II	1/petak	3	4	5/utorak	16	304	18/ponedjeljak	2842	4041	2923	401	2112	1213
	I+II	1/petak	3	11	5/utorak	16	608	18/ponedjeljak	5801	8121	5892	810	4267	2435
Juni	I	27/subota	5	5	6/subota	11	275	21/nedjelja	2849	3533	2772	383	2297	858
	II	27/subota	4	3	8/ponedjeljak	11	247	21/nedjelja	2772	3499	2738	376	2270	843
	I+II	27/subota	5	9	12/petak	16	493	21/nedjelja	5621	7005	5510	759	4567	1701
Juli	I	1/srijeda	4	8	25/subota	15	351	6/ponedjeljak	3088	4494	3154	477	2630	1001
	II	9/četvrtak	3	10	26/nedjelja	11	286	1/srijeda	2963	4299	3020	451	2546	925
	I+II	1/srijeda	4	27	25/subota	15	605	1/srijeda	6053	8602	6174	928	5176	1926
Avgust	I	24/ponedjeljak	3	11	1/subota	14	384	31/ponedjeljak	3073	4888	3296	470	2464	1303
	II	26/srijeda	3	7	8/subota	12	329	31/ponedjeljak	2970	4852	3286	500	2467	1319
	I+II	26/srijeda	3	23	9/nedjelja	18	672	31/ponedjeljak	6043	9740	6582	969	4930	2621
Septembar	I	2/srijeda	3	6	19/subota	15	334	23/srijeda	3036	4030	2994	341	2423	911
	II	7/ponedjeljak	3	8	21/ponedjeljak	13	303	9/srijeda	2901	3955	2951	340	2394	898
	I+II	2/srijeda	3	16	4/petak	13	570	9/srijeda	6055	7985	5945	681	4817	1809
Okobar	I	7/srijeda	2	9	16/petak	15	330	5/ponedjeljak	2883	3859	2973	335	2305	1003
	II	7/srijeda	3	8	31/subota	15	291	19/ponedjeljak	2929	3729	2912	339	2282	970
	I+II	28/srijeda	4	18	31/subota	15	595	5/ponedjeljak	5851	7588	5886	674	4587	1973
Novembar	I	23/ponedjeljak	3	7	6/petak	15	301	29/nedjelja	2451	3483	2721	262	2091	892
	II	11/srijeda	2	8	21/subota	16	266	19/četvrtak	2626	3318	2664	280	2054	890
	I+II	11/srijeda	2	20	21/subota	12	556	29/nedjelja	5164	6746	5385	542	4145	1782
Decembar	I	2/srijeda	4	8	24/četvrtak	16	325	15/utorak	1967	3858	2607	282	2179	710
	II	16/srijeda	3	6	25/petak	13	277	15/utorak	1895	3410	2490	270	2082	677
	I+II	17/četvrtak	3	20	26/subota	16	558	15/utorak	3862	7063	5097	551	4261	1387
Godina	I	28.3./subota	2	0	1.8./subota	14	384	1.1./četvrtak	1539	4888	2777	335	3116	3103
	II	28.3./subota	2	0	8.8./subota	12	329	7.1./srijeda	1628	4852	2721	341	3061	3419
	I+II	28.3./subota	2	0	9.8./nedjelja	18	672	7.1./srijeda	3321	9740	5499	676	6178	6894

**BROJANJE VOZILA NA MREŽI PUTEVA U REPUBLICI SRPSKOJ – 2015. GODINA**  
**VEHICLE COUNTING ON THE ROAD NETWORK OF THE REPUBLIC OF SRPSKA – YEAR 2015**

**TRAFFIC PARAMETERS**

000027

Čađavica / 7+795,00

M 14.1 / Višani - Bijeljina 1

Automatic counter number

Location / Mileage [km+m]

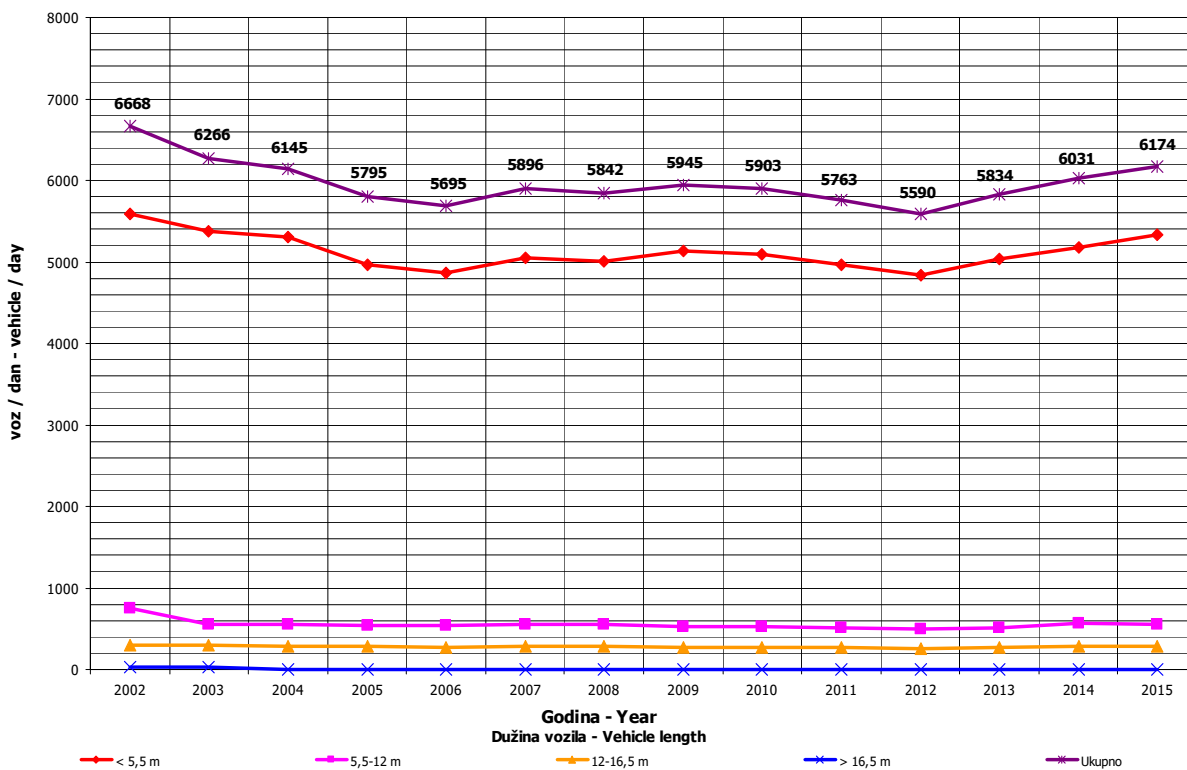
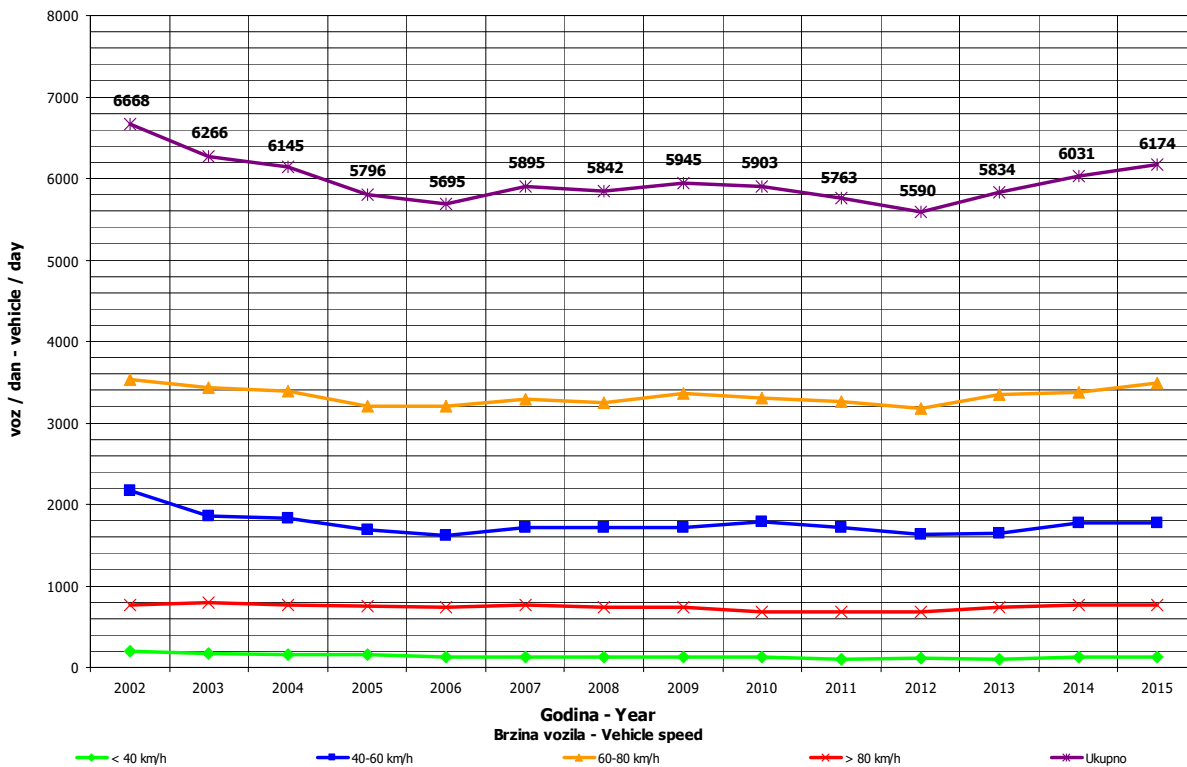
Road number / Section

Month	Direction	minimum hour		maximum hour		veh/h	veh/h	minimum day		maximum day		day time average (5-21 h)	night average (21-05 h)	working day average	weekend average	summer average
		date/day	hour	date/day	hour			date/day	hour	date/day	hour					
January	I	8/Thursday	3	6	20/Tuesday	16	312	1/Thursday	1539	20/Tuesday	3455	2196	243	1364	1075	
	II	9/Friday	3	4	5/Monday	11	296	7/Wednesday	1628	20/Tuesday	3343	2215	275	1352	1138	
	I+II	9/Friday	3	11	20/Tuesday	16	592	7/Wednesday	3321	20/Tuesday	6798	4412	518	2716	2214	
February	I	9/Monday	3	6	21/Saturday	13	251	18/Wednesday	1865	28/Saturday	3008	2303	226	1828	700	
	II	19/Thursday	2	7	8/Sunday	17	264	18/Wednesday	1875	28/Saturday	2989	2252	251	1799	704	
	I+II	19/Thursday	3	13	21/Saturday	13	466	18/Wednesday	3740	28/Saturday	5997	4554	477	3627	1405	
March	I	28/Saturday	2	0	27/Friday	15	300	8/Sunday	2297	20/Friday	3187	2532	243	1989	785	
	II	28/Saturday	2	0	20/Friday	13	247	8/Sunday	2355	20/Friday	3076	2468	266	1963	771	
	I+II	28/Saturday	2	0	27/Friday	15	499	8/Sunday	4652	20/Friday	6263	5000	508	3951	1557	
April	I	16/Thursday	4	7	29/Wednesday	15	344	26/Sunday	2620	29/Wednesday	3707	2771	336	2071	1036	
	II	12/Sunday	3	9	24/Friday	12	281	30/Thursday	2476	23/Thursday	3598	2694	336	2023	1007	
	I+II	2/Thursday	3	20	29/Wednesday	15	591	26/Sunday	5342	29/Wednesday	7209	5465	672	4094	2043	
May	I	1/Friday	3	7	3/Sunday	15	355	27/Wednesday	2953	5/Tuesday	4080	2969	408	2155	1222	
	II	1/Friday	3	4	5/Tuesday	16	304	18/Monday	2842	5/Tuesday	4041	2923	401	2112	1213	
	I+II	1/Friday	3	11	5/Tuesday	16	608	18/Monday	5801	5/Tuesday	8121	5892	810	4267	2435	
June	I	27/Saturday	5	5	6/Saturday	11	275	21/Sunday	2849	6/Saturday	3533	2772	383	2297	858	3155
	II	27/Saturday	4	3	8/Monday	11	247	21/Sunday	2772	13/Saturday	3499	2738	376	2270	843	3114
	I+II	27/Saturday	5	9	12/Friday	16	493	21/Sunday	5621	13/Saturday	7005	5510	759	4567	1701	6269
July	I	1/Wednesday	4	8	25/Saturday	15	351	6/Monday	3088	25/Saturday	4494	3154	477	2630	1001	3631
	II	9/Thursday	3	10	26/Sunday	11	286	1/Wednesday	2963	31/Friday	4299	3020	451	2546	925	3471
	I+II	1/Wednesday	4	27	25/Saturday	15	605	1/Wednesday	6053	31/Friday	8602	6174	928	5176	1926	7102
August	I	24/Monday	3	11	1/Saturday	14	384	31/Monday	3073	1/Saturday	4888	3296	470	2464	1303	3766
	II	26/Wednesday	3	7	8/Saturday	12	329	31/Monday	2970	1/Saturday	4852	3286	500	2467	1319	3786
	I+II	26/Wednesday	3	23	9/Sunday	18	672	31/Monday	6043	1/Saturday	9740	6582	969	4930	2621	7552
September	I	2/Wednesday	3	6	19/Saturday	15	334	23/Wednesday	3036	4/Friday	4030	2994	341	2423	911	3334
	II	7/Monday	3	8	21/Monday	13	303	9/Wednesday	2901	4/Friday	3955	2951	340	2394	898	3292
	I+II	2/Wednesday	3	16	4/Friday	13	570	9/Wednesday	6055	4/Friday	7985	5945	681	4817	1809	6626
October	I	7/Wednesday	2	9	16/Friday	15	330	5/Monday	2883	31/Saturday	3859	2973	335	2305	1003	
	II	7/Wednesday	3	8	31/Saturday	15	291	19/Monday	2929	31/Saturday	3729	2912	339	2282	970	
	I+II	28/Wednesday	4	18	31/Saturday	15	595	5/Monday	5851	31/Saturday	7588	5886	674	4587	1973	
November	I	23/Monday	3	7	6/Friday	15	301	29/Sunday	2451	21/Saturday	3483	2721	262	2091	892	
	II	11/Wednesday	2	8	21/Saturday	16	266	19/Thursday	2626	20/Friday	3318	2664	280	2054	890	
	I+II	11/Wednesday	2	20	21/Saturday	12	556	29/Sunday	5164	20/Friday	6746	5385	542	4145	1782	
December	I	2/Wednesday	4	8	24/Thursday	16	325	15/Thursday	1967	24/Thursday	3858	2607	282	2179	710	
	II	16/Wednesday	3	6	25/Friday	13	277	15/Thursday	1895	29/Thursday	3410	2490	270	2082	677	
	I+II	17/Thursday	3	20	26/Saturday	16	558	15/Thursday	3862	25/Friday	7063	5097	551	4261	1387	
Year	I	28.3./Saturday	2	0	1.8./Saturday	14	384	1.1./Thursday	1539	1.8./Saturday	4888	2777	335	3116	3103	3475
	II	28.3./Saturday	2	0	8.8./Saturday	12	329	7.1./Wednesday	1628	1.8./Saturday	4852	2721	341	3061	3065	3419
	I+II	28.3./Saturday	2	0	9.8./Sunday	18	672	7.1./Wednesday	3321	1.8./Saturday	9740	5499	676	6178	6167	6894

## GODIŠNJA NERAVNOMJERNOST SAOBRAĆAJNOG TOKA TRAFFIC FLOW ANNUAL VARIATION

Automatski brojač broj - Automatic counter number  
 Lokalizet - Location / Stacionaža - Mileage [km+m]  
 Broj puta - Road number / Dionica - Section

000027  
 Čadavica / 7+795,00  
 M 14.1 / Vršani - Bijeljina 1

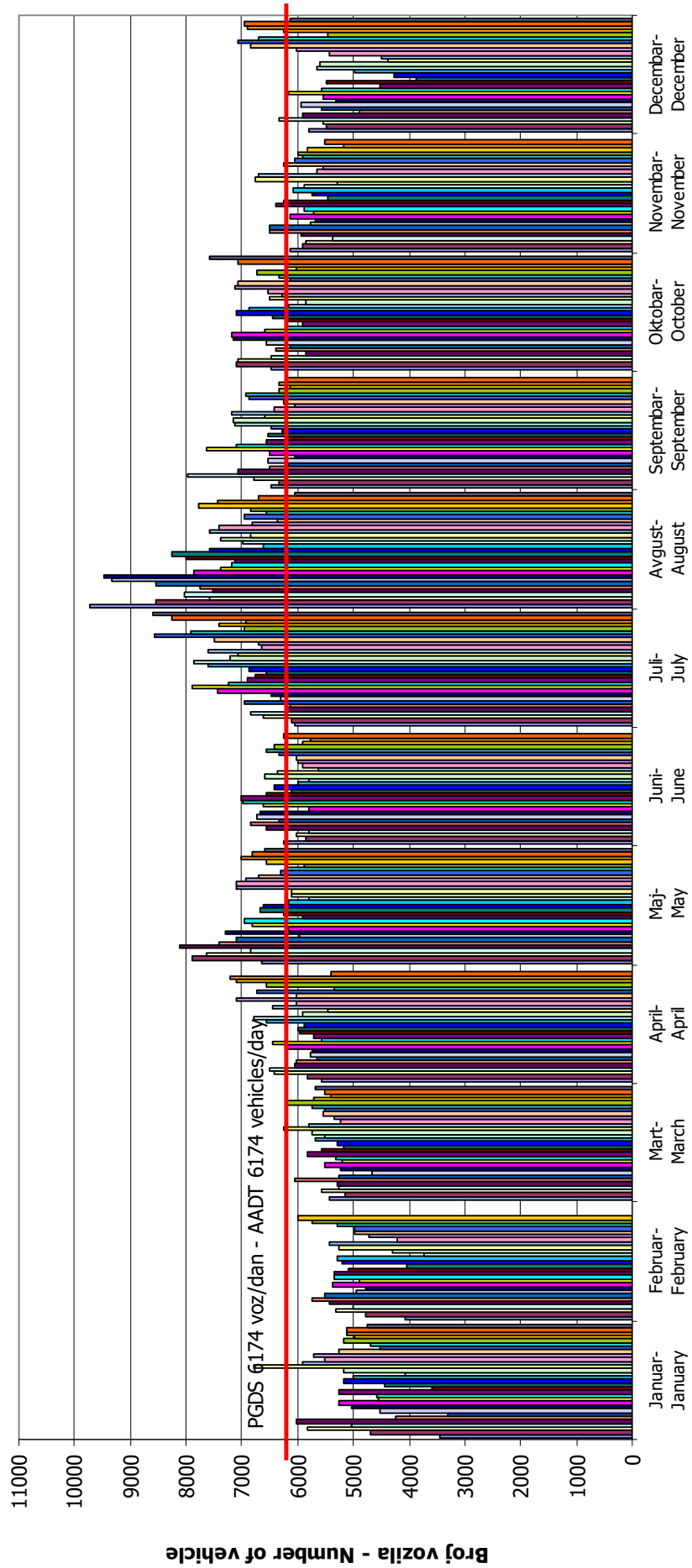




**DNEVNA NERAVNOMJERNOST SAOBRAĆAJNOG TOKA  
 TRAFFIC FLOW DAILY VARIATION**

Automatski brojač broj - Automatic counter number  
 Lokaliitet - Location / Stacionaža - Mileage [km+tm]  
 Broj puta - Road number/ Dionica - Section

000027  
 Čadavica / 7+795,00  
 M 14.1 / Vršani - Bijeljina 1

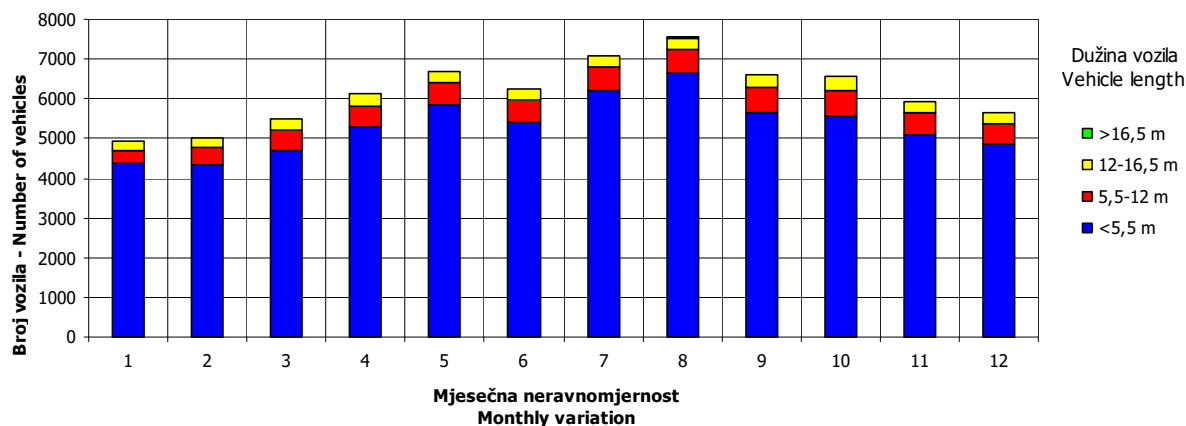
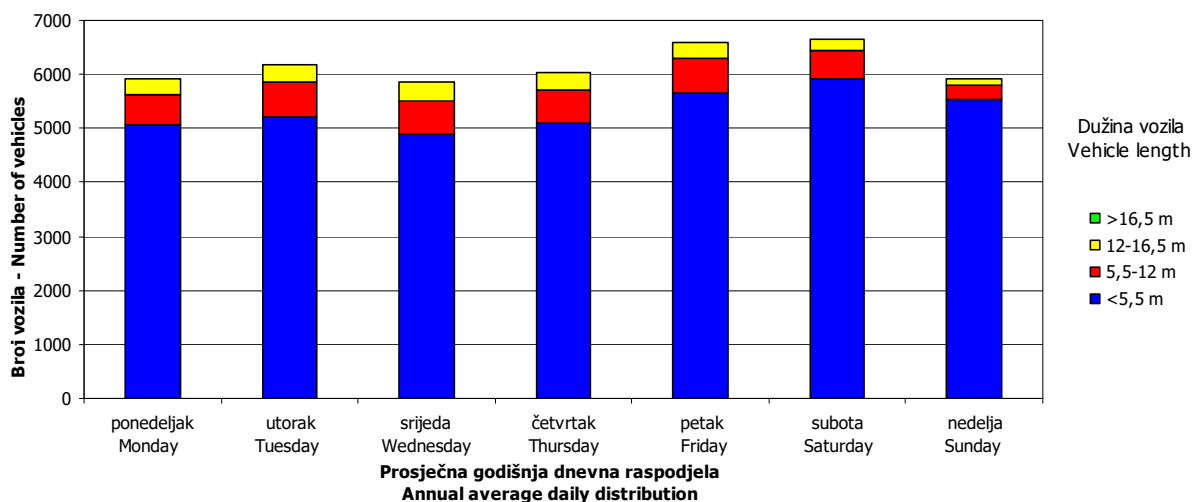
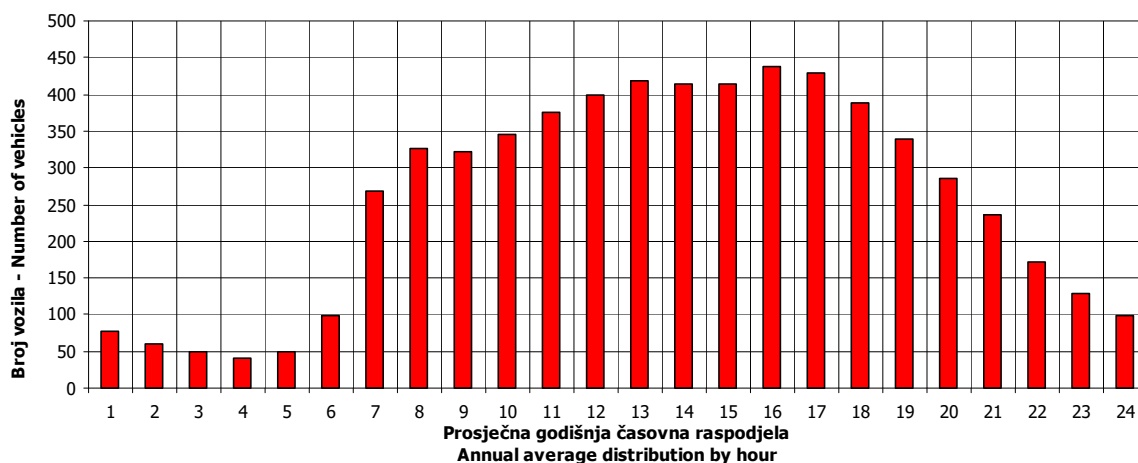


## VREMENSKA RASPODJELA SAOBRAĆAJNOG TOKA TRAFFIC FLOW TIME DISTRIBUTION

Automatski brojač broj - Automatic counter number  
 Lokalizet - Location / Stacionaža - Mileage [km+m]  
 Broj puta - Road number / Dionica - Section

000027  
 Čađavica / 7+795,00  
 M 14.1 / Vršani - Bijeljina 1

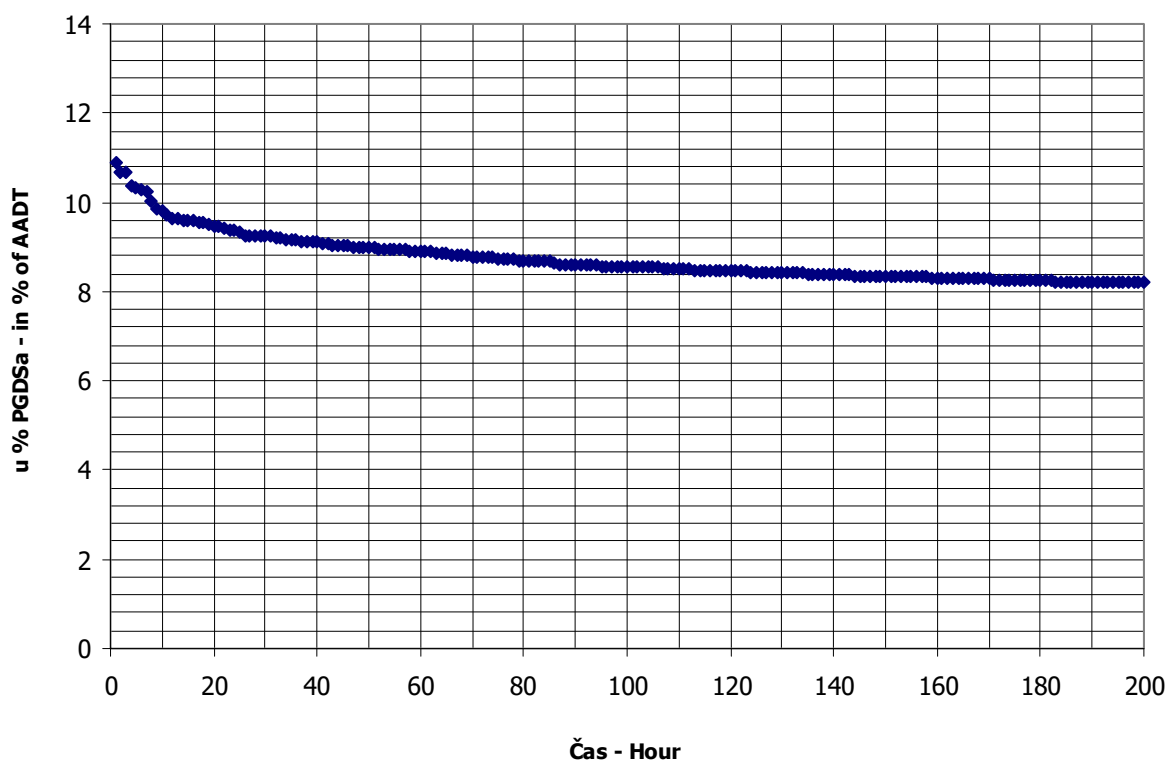
**PGDS 6174 voz/dan    AADT 6174 veh/day**



## SATNA DISTRIBUCIJA SAOBRAĆAJNOG TOKA TRAFFIC FLOW HOURLY DISTRIBUTION

Automatski brojač broj - Automatic counter number 000027  
 Lokalizet - Location / Stacionaža - Mileage [km+m] Čađavica / 7+795,00  
 Broj puta - Road number / Dionica - Section M 14.1 / Vršani - Bijeljina 1

<b>PGDS - AADT</b>	<b>6174 voz/dan - veh/day</b>							
Čas - Hour	Maksimalni vršni sat - Maximum peak hour	10	20	30	40	50	100	200
Sat u danu - Hour of day	18	17	14	14	15	14	13	16
Sat u godini - Hour in year	5298	2993	5294	6086	6927	5534	5413	2800
Dan - Day of week	nedelja - Sunday	utorak - Tuesday	nedelja - Sunday	petak - Friday	petak - Friday	srijeda - Wednesday	petak - Friday	ponedeljak - Monday
Datum - Date	9	5	9	11	16	19	14	27
Mjesec - Month	avgust - August	maj - May	avgust - August	septembar - September	oktobar - October	avgust - August	avgust - August	april - April
Vrijednost - Value	672	599	583	570	561	554	528	505
% - percent	10.88	9.70	9.44	9.23	9.09	8.97	8.55	8.18



**BROJANJE VOZILA NA MREŽI PUTEVA U REPUBLICI SRPSKOJ – 2015. GODINA**  
**VEHICLE COUNTING ON THE ROAD NETWORK OF THE REPUBLIC OF SRPSKA – YEAR 2015**

**MJESEČNI BROJ VOZILA**  
**MONTHLY NUMBER OF VEHICLES**

Automatski brojač broj - Automatic counter number  
 Lokalitet - Location / Stacionaža - Mileage [km+m]  
 Broj puta - Road number / Dionica - Section

000028  
 Trnjaci / 8+520,00  
 M 18 / Rača - Gojsovac

	Mjesec - Month											
	Januar- January	Februar- February	Mart- March	April- April	Maj- May	Jun- June	Jul- July	August- August	Septembar- September	Oktobar- October	Novembar- November	Decembar- December
1	3308	3880	5253	4774	6038	5355	5531	8211	5395	5149	5824	4725
2	4217	4284	4648	4911	6094	5722	5481	7635	5627	6168	5117	4675
3	5011	4503	4843	6163	6800	5187	5933	6602	5263	6207	5031	4767
4	4614	4173	4606	6128	5721	6251	6095	6432	6092	6097	4950	5423
5	5701	4534	4639	5741	6161	5688	5842	6136	6065	5279	4924	5209
6	4369	4936	5279	5230	6378	5727	6409	6191	5615	4997	5515	4821
7	3108	4963	5077	4644	6162	5510	5457	6735	5124	4896	5837	4940
8	4249	4615	4719	5183	5358	5365	5657	7317	5318	5444	5327	4898
9	4516	4442	4729	5243	6031	5402	5870	6835	5201	5889	4864	4897
10	4545	4312	4597	6662	5826	4989	7112	6143	5480	6366	4838	4801
11	3995	4324	4387	7067	5818	5409	8203	6085	5545	6329	4777	5301
12	4377	4383	4661	6494	5445	5693	6749	5954	5876	5120	4912	5125
13	4446	4635	5138	5645	5202	6225	6218	6111	6326	5149	5582	4530
14	3330	4678	5505	5572	5138	5822	5655	6528	5336	4936	5852	4570
15	3681	3872	5232	5675	6022	6505	5731	6968	5263	5017	5511	4826
16	4500	4601	4817	6752	6198	5647	5701	6427	5280	5918	4986	3641
17	4464	4463	4827	5637	5664	5112	6357	6017	5020	5994	4900	4317
18	3953	3423	4618	6175	5358	5146	6606	6519	5850	5936	5043	4823
19	4790	3565	4832	5359	5258	5670	6329	5871	6286	5451	4702	5106
20	6138	4578	5239	7037	5029	5909	6419	5868	5742	4892	5686	4040
21	5165	5238	5350	5788	5439	5937	5482	6346	5154	5425	6278	4085
22	4539	3835	5193	5175	6116	5379	5563	6452	5199	4821	5410	4413
23	4766	4185	4987	5234	6200	5330	5746	6435	5235	5762	5096	5009
24	4570	4159	4695	6102	5811	5220	6448	5900	4827	6180	5324	5240
25	4039	4122	4811	6168	5171	5243	6731	5822	5537	5464	5096	5753
26	4416	4460	4781	6172	5690	5969	6397	5530	5829	5569	4967	5715
27	4439	5060	5523	5429	4948	6389	6184	6043	5943	4968	5555	4985
28	4170	5394	5627	5501	4935	5546	5933	6225	5008	4839	5630	5493
29	4179		5414	5397	5829	5562	6364	6704	5053	4894	4884	5620
30	4378		5068	6468	6217	5537	5962	6611	4902	6472	5068	5760
31	4279		4858		5986		7247	5775		6392		5600
Ukupno- Total	136252	123617	153953	173526	178043	168446	191412	198428	164391	172020	157486	153108
Prosje- Average	4395	4415	4966	5784	5743	5615	6175	6401	5480	5549	5250	4939
Godšnji prosjek (PGDS) - Annual average (AADT)												5399

**BROJANJE VOZILA NA MREŽI PUTEVA U REPUBLICI SRPSKOJ – 2015. GODINA**  
**VEHICLE COUNTING ON THE ROAD NETWORK OF THE REPUBLIC OF SRPSKA – YEAR 2015**

**STRUKTURA SAOBRAĆAJNOG TOKA**  
**TRAFFIC FLOW COMPOSITION**

Automatski brojač broj - Automatic counter number 000028  
 Lokalitet - Location / Stacionaža - Mileage [km+m] Trnjaci / 8+520,00  
 Broj puta - Road number / Dionica - Section M 18 / Rača - Gojsovac

Mjesec - Month	Smjer - Direction	Dužina vozila - Vehicle length								Ukupno - Total
		< 5,5 m	(%)	5,5 - 12 m	(%)	12 - 16,5 m	(%)	< 16,5 m	(%)	
Januar - January	I	59730	87.5	7101	10.4	1296	1.9	164	0.2	68292
	II	60683	89.3	5860	8.6	1395	2.1	22	0.0	67960
	ukupno - total	120467	88.4	12909	9.5	2696	2.0	180	0.1	136252
Februar - February	I	54510	87.5	6481	10.4	1183	1.9	150	0.2	62323
	II	54730	89.3	5285	8.6	1259	2.1	20	0.0	61294
	ukupno - total	109296	88.4	11712	9.5	2446	2.0	164	0.1	123617
Mart - March	I	67586	87.5	8035	10.4	1466	1.9	186	0.2	77274
	II	68468	89.3	6612	8.6	1574	2.1	25	0.0	76679
	ukupno - total	136118	88.4	14586	9.5	3046	2.0	204	0.1	153953
April - April	I	76629	87.5	9110	10.4	1662	1.9	211	0.2	87613
	II	76713	89.3	7408	8.6	1764	2.1	28	0.0	85913
	ukupno - total	153423	88.4	16440	9.5	3433	2.0	230	0.1	173526
Maj - May	I	78342	87.5	9314	10.4	1700	1.9	216	0.2	89571
	II	78998	89.3	7629	8.6	1817	2.1	29	0.0	88472
	ukupno - total	157417	88.4	16868	9.5	3523	2.0	235	0.1	178043
Juni - June	I	74699	87.5	8881	10.4	1621	1.9	206	0.2	85406
	II	74148	89.3	7161	8.6	1705	2.1	27	0.0	83040
	ukupno - total	148932	88.4	15959	9.5	3333	2.0	223	0.1	168446
Juli - July	I	85082	87.5	10115	10.4	1846	1.9	234	0.2	97277
	II	84054	89.3	8117	8.6	1933	2.1	31	0.0	94135
	ukupno - total	169237	88.4	18135	9.5	3787	2.0	253	0.1	191412
Avgust - August	I	86521	87.5	10286	10.4	1877	1.9	238	0.2	98922
	II	88850	89.3	8580	8.6	2043	2.1	32	0.0	99506
	ukupno - total	175440	88.4	18799	9.5	3926	2.0	262	0.1	198428
Septembar - September	I	72108	87.5	8573	10.4	1564	1.9	198	0.2	82444
	II	73172	89.3	7066	8.6	1683	2.1	27	0.0	81947
	ukupno - total	145346	88.4	15575	9.5	3253	2.0	217	0.1	164391
Oktobar - October	I	76179	87.5	9057	10.4	1653	1.9	210	0.2	87098
	II	75828	89.3	7323	8.6	1744	2.1	28	0.0	84922
	ukupno - total	152091	88.4	16297	9.5	3404	2.0	228	0.1	172020
Novembar - November	I	69155	87.5	8222	10.4	1500	1.9	190	0.2	79067
	II	70021	89.3	6762	8.6	1610	2.1	25	0.0	78419
	ukupno - total	139241	88.4	14920	9.5	3116	2.0	208	0.1	157486
Decembar - December	I	67526	87.5	8028	10.4	1465	1.9	186	0.2	77205
	II	67775	89.3	6545	8.6	1559	2.1	25	0.0	75903
	ukupno - total	135370	88.4	14506	9.5	3029	2.0	203	0.1	153108
Ukupno (godišnje) - Total (annual)	I	868066	87.5	103203	10.4	18833	1.9	2389	0.2	992491
	II	873440	89.3	84349	8.6	20085	2.1	317	0.0	978191
	ukupno - total	1742378	88.4	186704	9.5	38993	2.0	2607	0.1	1970682
Prosjek (PGDS) - Average (AADT)	I	2378	85.9	283	11.1	52	2.7	7	0.3	2719
	II	2393	86.6	231	10.4	55	3.0	1	0.0	2680
	ukupno - total	4774	88.4	512	9.5	107	2.0	7	0.1	5399

**BRONANJE VOZILA NA MREŽI PUTEVA U REPUBLICI SRPSKOJ – 2015. GODINA**  
**VEHICLE COUNTING ON THE ROAD NETWORK OF THE REPUBLIC OF SRPSKA – YEAR 2015**

**SAO BRAĆAJNI POKAZATELJI**

000028

Trnjava / 8+520,00

M 18 / Rača - Gojsovac

Automatski brojač broj  
 Lokalizacija / Stacionaža [km+m]

Broj puta / Dionica

Mjesec	Smjer	minimalni čas		maksimalni čas		voz/h	mirni dan		maksimalni dan		dnevni prosjek (05-21 h)	noćni prosjek (21-05 h)	prosjek radnim danom	prosjek vikendom	ljetni prosjek
		datum/dan	čas	čas	voz/dan		datum/dan	voz/dan							
Januar	I	15/četvrtak	3	5/ponedjeljak	13	255	7/srijeda	1413	20/utorak	3026	1991	211	1194	1008	
	II	7/srijeda	3	20/utorak	17	301	1/četvrtak	1460	20/utorak	3112	1975	218	1191	1002	
	I+II	2/petak	4	20/utorak	17	529	7/srijeda	3108	20/utorak	6138	3966	429	2385	2010	
	I	17/utorak	1	8/nedjelja	17	250	18/srijeda	1748	28/subota	2720	2030	196	1574	652	
Februar	II	16/ponedjeljak	4	21/subota	12	242	18/srijeda	1675	28/subota	2674	1986	204	1538	651	
	I+II	2/ponedjeljak	1	21/subota	12	477	18/srijeda	3423	28/subota	5394	4016	399	3112	1303	
	I	28/subota	2	1/nedjelja	17	223	11/srijeda	2241	28/subota	2845	2266	226	1739	753	
	II	28/subota	2	14/subota	13	238	11/srijeda	2146	29/nedjelja	2810	2237	237	1699	775	
Mart	I+II	28/subota	2	29/nedjelja	17	441	11/srijeda	4387	28/subota	5627	4503	463	3438	1528	
	I	13/ponedjeljak	3	17/petak	13	282	7/utorak	2339	11/subota	3654	2608	310	1893	1026	
	II	18/subota	4	20/ponedjeljak	17	381	7/utorak	2305	20/ponedjeljak	4135	2571	295	1838	1028	
	I+II	15/srijeda	3	20/ponedjeljak	16	610	7/utorak	4644	11/subota	7067	5179	605	3731	2054	
Maj	I	29/petak	2	1/petak	11	303	27/srijeda	2528	5/utorak	3245	2519	370	1817	1072	
	II	6/srijeda	3	31/nedjelja	17	290	28/četvrtak	2384	3/nedjelja	3659	2498	357	1770	1085	
	I+II	5/utorak	1	1/petak	11	549	28/četvrtak	4935	3/nedjelja	6800	5016	727	3586	2157	
	I	22/ponedjeljak	3	13/subota	17	253	10/srijeda	2577	13/subota	3277	2430	416	2069	777	2846
Juni	II	3/srijeda	3	14/nedjelja	18	260	10/srijeda	2412	15/ponedjeljak	3261	2387	382	1977	792	2769
	I+II	4/četvrtak	2	13/subota	17	449	10/srijeda	4989	15/ponedjeljak	6505	4817	798	4046	1569	5615
	I	9/četvrtak	3	25/subota	14	316	21/utorak	2740	11/subota	4149	2662	476	2289	848	3137
	II	14/utorak	3	11/subota	13	309	2/četvrtak	2637	11/subota	4054	2599	438	2178	860	3037
Avgust	I+II	9/četvrtak	3	25/subota	14	554	7/utorak	5457	11/subota	8203	5261	914	4466	1708	6175
	I	28/petak	3	1/subota	11	307	31/ponedjeljak	2842	1/subota	4311	2760	431	2096	1094	3191
	II	12/srijeda	3	2/nedjelja	17	321	26/srijeda	2633	2/nedjelja	4221	2794	456	2060	1151	3210
	I+II	12/srijeda	3	1/subota	11	575	26/srijeda	5530	1/subota	8211	5513	887	4156	2245	6401
Septembar	I	11/petak	3	13/nedjelja	18	277	24/četvrtak	2414	19/subota	3197	2448	300	1962	785	2747
	II	8/utorak	3	27/nedjelja	18	268	30/srijeda	2392	13/nedjelja	3269	2415	317	1928	804	2732
	I+II	17/četvrtak	3	13/nedjelja	18	520	24/četvrtak	4827	13/nedjelja	6326	4863	617	3890	1589	5480
	I	2/petak	3	31/subota	10	262	22/četvrtak	2465	30/petak	3417	2521	288	1929	880	
Okobar	II	22/četvrtak	3	4/nedjelja	15	290	29/četvrtak	2306	11/nedjelja	3315	2457	283	1847	893	
	I+II	28/srijeda	3	11/nedjelja	18	521	22/četvrtak	4821	30/petak	6472	4978	571	3776	1773	
	I	2/ponedjeljak	3	1/nedjelja	16	286	29/nedjelja	2351	21/subota	3202	2398	237	1808	826	
	II	3/utorak	1	1/nedjelja	13	284	19/četvrtak	2277	1/nedjelja	3085	2367	248	1756	859	
Novembar	I+II	3/utorak	1	21/subota	12	546	19/četvrtak	4702	21/subota	6278	4765	484	3564	1685	
	I	21/ponedjeljak	3	19/subota	13	236	16/srijeda	1857	30/srijeda	2942	2263	227	1859	631	
	II	31/četvrtak	3	31/četvrtak	14	284	16/srijeda	1784	30/srijeda	2818	2215	234	1805	645	
	I+II	9/srijeda	2	31/četvrtak	13	487	16/srijeda	3641	30/srijeda	5760	4478	461	3664	1275	
Godina	I+II	28.3./subota	2	25.7./subota	14	316	7.1./srijeda	1413	1.8./subota	4311	2410	308	2685	2793	2983
	II	28.3./subota	2	20.4./ponedjeljak	17	381	1.1./četvrtak	1460	2.8./nedjelja	4221	2374	306	2607	2844	2940
	I+II	28.3./subota	2	20.4./ponedjeljak	16	610	7.1./srijeda	3108	1.8./subota	8211	4785	615	5292	5637	5924

**BROJANJE VOZILA NA MREŽI PUTEVA U REPUBLICI SRPSKOJ – 2015. GODINA**  
**VEHICLE COUNTING ON THE ROAD NETWORK OF THE REPUBLIC OF SRPSKA – YEAR 2015**

**TRAFFIC PARAMETERS**

000028

Trnjaci / 8+520,00

M 18 / Rača - Gojsovac

Automatic counter number

Location / Mileage [km+m]

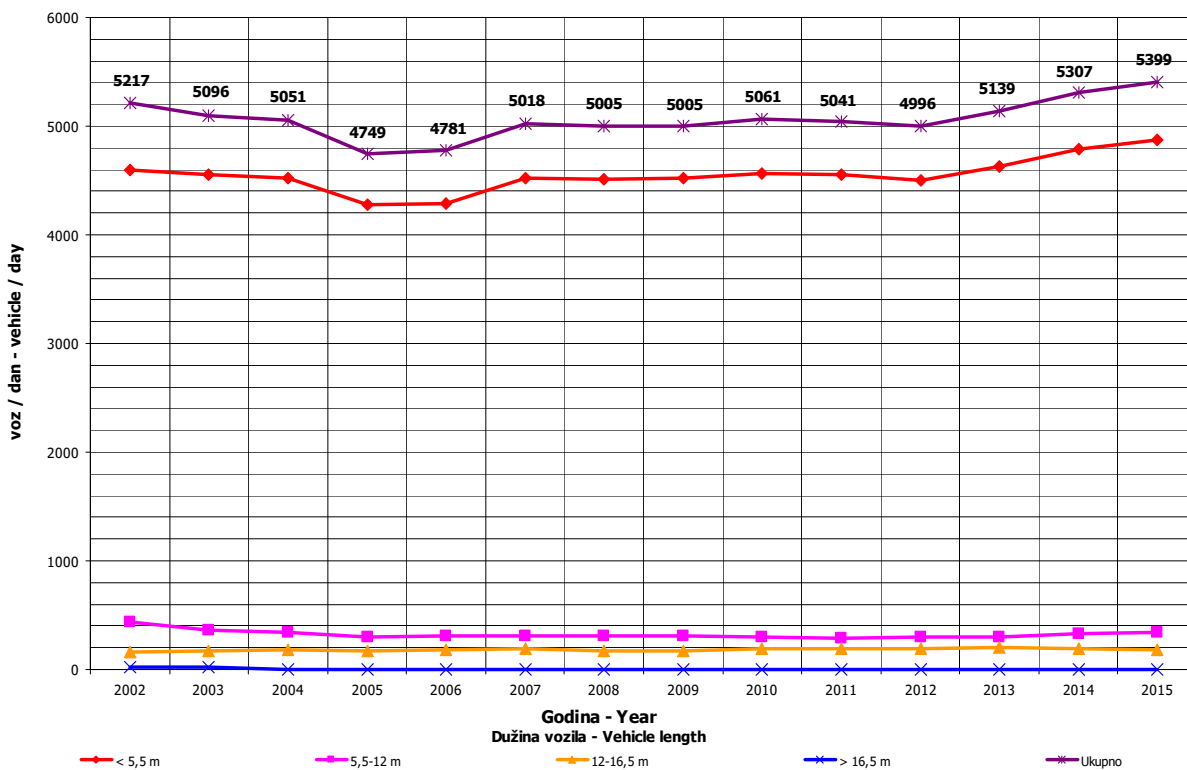
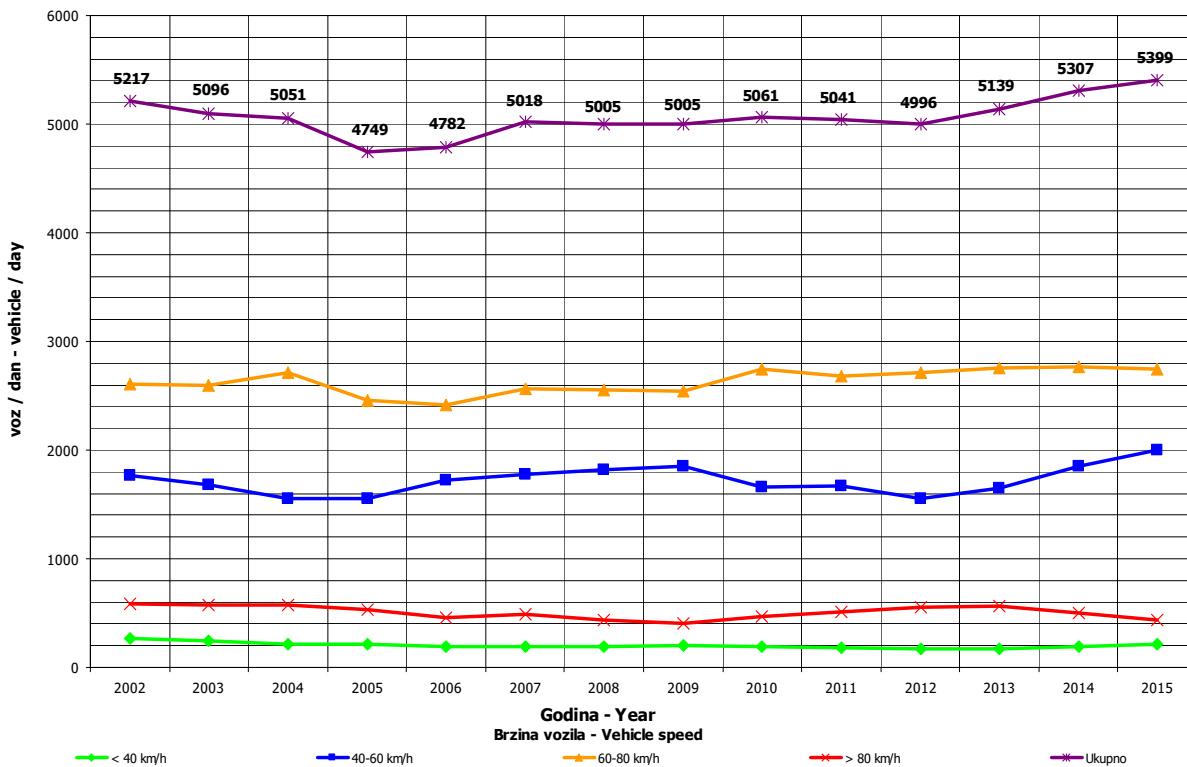
Road number / Section

Month	Direction	minimum hour		maximum hour		veh/h	veh/h	minimum day		maximum day		day time average (5-21 h)	night average (21-05 h)	working day average	weekend average	summer average
		date/day	hour	date/day	hour			date/day	hour	date/day	hour					
January	I	15/Thursday	3	5/Monday	13	2	255	7/Wednesday	1413	20/Tuesday	3026	1991	211	1194	1008	
	II	7/Wednesday	3	20/Tuesday	17	5	301	1/Thursday	1460	20/Tuesday	3112	1975	218	1191	1002	
	I+II	2/Friday	4	20/Tuesday	17	11	529	7/Wednesday	3108	20/Tuesday	6138	3966	429	2385	2010	
February	I	17/Tuesday	1	8/Sunday	17	2	250	18/Wednesday	1748	28/Saturday	2720	2030	196	1574	652	
	II	16/Monday	4	21/Saturday	12	1	242	18/Wednesday	1675	28/Saturday	2674	1986	204	1538	651	
	I+II	2/Monday	1	21/Saturday	12	10	477	18/Wednesday	3423	28/Saturday	5394	4016	399	3112	1303	
March	I	28/Saturday	2	1/Sunday	17	0	223	11/Wednesday	2241	28/Saturday	2845	2266	226	1739	753	
	II	28/Saturday	2	14/Saturday	13	0	238	11/Wednesday	2146	29/Sunday	2810	2237	237	1699	775	
	I+II	28/Saturday	2	29/Sunday	17	441	441	11/Wednesday	4387	28/Saturday	5627	4503	463	3438	1528	
April	I	13/Monday	3	17/Friday	13	4	282	7/Thursday	2339	11/Saturday	3654	2608	310	1893	1026	
	II	18/Saturday	4	20/Monday	17	381	381	7/Thursday	2305	20/Monday	4135	2571	295	1838	1028	
	I+II	15/Wednesday	3	20/Monday	16	11	610	7/Thursday	4644	11/Saturday	7067	5179	605	3731	2054	
May	I	29/Friday	2	1/Friday	11	3	303	27/Wednesday	2528	5/Thursday	3245	2519	370	1817	1072	
	II	6/Wednesday	3	31/Sunday	17	290	290	28/Thursday	2384	3/Sunday	3659	2498	357	1770	1085	
	I+II	5/Thursday	1	1/Friday	11	549	549	28/Thursday	4935	3/Sunday	6800	5016	727	3586	2157	
June	I	22/Monday	3	13/Saturday	17	253	253	10/Wednesday	2577	13/Saturday	3277	2430	416	2069	777	2846
	II	3/Wednesday	3	14/Sunday	18	260	260	10/Wednesday	2412	15/Monday	3261	2387	382	1977	792	2769
	I+II	4/Thursday	2	13/Saturday	17	449	449	10/Wednesday	4989	15/Monday	6505	4817	798	4046	1569	5615
July	I	9/Thursday	3	25/Saturday	14	5	316	21/Thursday	2740	11/Saturday	4149	2662	476	2289	848	3137
	II	14/Thursday	3	11/Saturday	13	309	309	2/Thursday	2637	11/Saturday	4054	2599	438	2178	860	3037
	I+II	9/Thursday	3	25/Saturday	14	554	554	7/Thursday	5457	11/Saturday	8203	5261	914	4466	1708	6175
August	I	28/Friday	3	1/Saturday	11	307	307	31/Monday	2842	1/Saturday	4311	2760	431	2096	1094	3191
	II	12/Wednesday	3	2/Sunday	17	321	321	26/Wednesday	2633	2/Sunday	4221	2754	456	2060	1151	3210
	I+II	12/Wednesday	3	1/Saturday	11	575	575	26/Wednesday	5530	1/Saturday	8211	5513	887	4156	2245	6401
September	I	11/Friday	3	13/Sunday	18	277	277	24/Thursday	2414	19/Saturday	3197	2448	300	1962	785	2747
	II	8/Thursday	3	27/Sunday	18	268	268	30/Wednesday	2392	13/Sunday	3269	2415	317	1928	804	2732
	I+II	17/Thursday	3	13/Sunday	18	520	520	24/Thursday	4827	13/Sunday	6326	4863	617	3890	1589	5480
October	I	2/Friday	3	31/Saturday	10	262	262	22/Thursday	2465	30/Friday	3417	2521	288	1929	880	
	II	22/Thursday	3	4/Sunday	15	290	290	29/Thursday	2306	11/Sunday	3315	2457	283	1847	893	
	I+II	28/Wednesday	3	11/Sunday	18	521	521	22/Thursday	4821	30/Friday	6472	4978	571	3776	1773	
November	I	2/Monday	3	1/Sunday	16	284	284	29/Thursday	2351	21/Saturday	3202	2398	237	1808	826	
	II	3/Thursday	1	1/Sunday	13	286	286	19/Thursday	2277	1/Sunday	3085	2367	248	1756	859	
	I+II	3/Thursday	1	21/Saturday	12	546	546	19/Thursday	4702	21/Saturday	6278	4765	484	3564	1685	
December	I	21/Monday	3	19/Saturday	13	236	236	16/Wednesday	1857	30/Wednesday	2942	2263	227	1859	631	
	II	31/Thursday	3	31/Thursday	14	284	284	16/Wednesday	1784	30/Wednesday	2818	2215	234	1805	645	
	I+II	9/Wednesday	2	31/Thursday	13	487	487	16/Wednesday	3641	30/Wednesday	5760	4478	461	3664	1275	
Year	I	28.3./Saturday	2	25.7./Saturday	14	316	316	7.1./Wednesday	1413	1.8./Saturday	4311	2410	308	2685	2793	2983
	II	28.3./Saturday	2	20.4./Monday	17	381	381	1.1./Thursday	1460	2.8./Sunday	4221	2374	306	2607	2844	2940
	I+II	28.3./Saturday	2	20.4./Monday	16	610	610	7.1./Wednesday	3108	1.8./Saturday	8211	4785	615	5292	5637	5924

## GODIŠNJA NERAVNOMJERNOST SAOBRAĆAJNOG TOKA TRAFFIC FLOW ANNUAL VARIATION

Automatski brojač broj - Automatic counter number  
 Lokalizet - Location / Stacionaža - Mileage [km+m]  
 Broj puta - Road number / Dionica - Section

000028  
 Trnjaci / 8+520,00  
 M 18 / Rača - Gojsovac

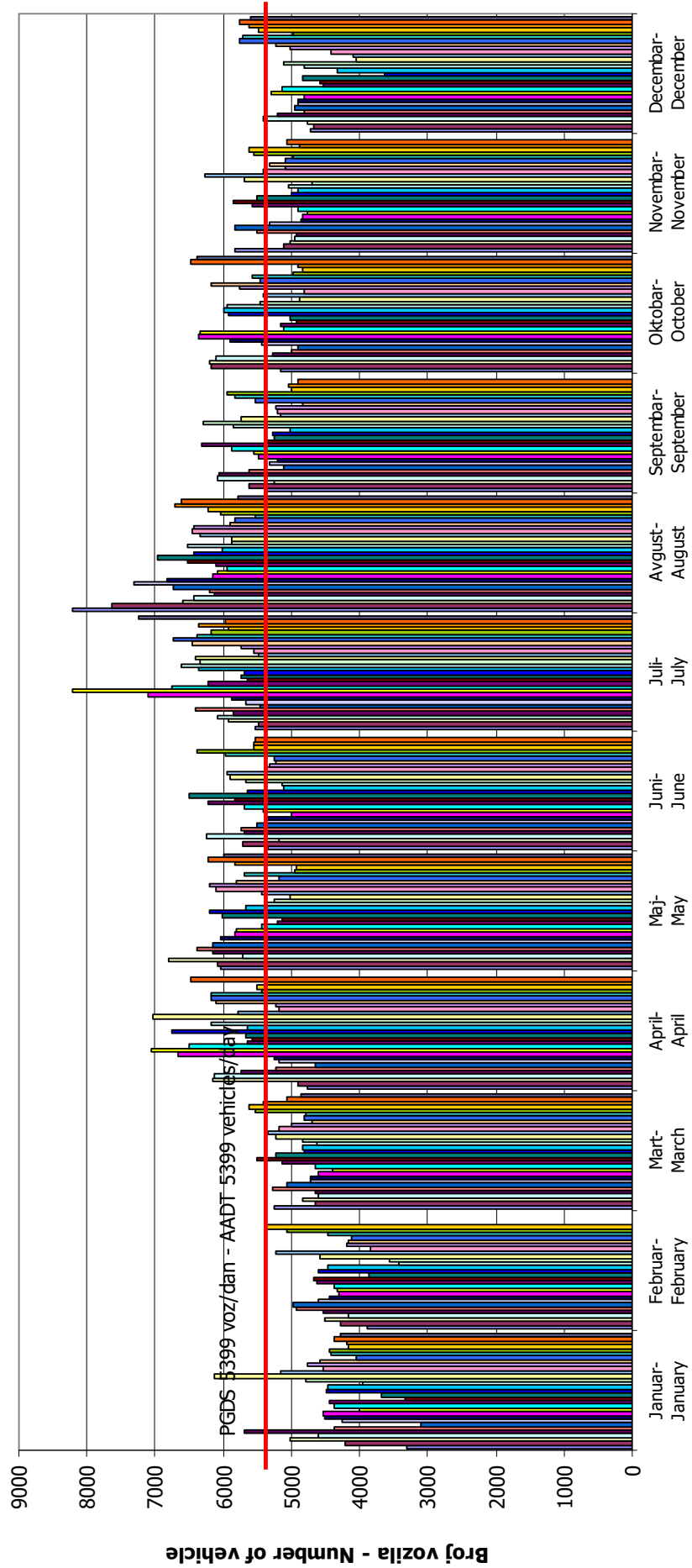




**DNEVNA NERAVNOMJERNOST SAOBRAĆAJNOG TOKA  
 TRAFFIC FLOW DAILY VARIATION**

Automatski brojač broj - Automatic counter number  
 Lokalizet - Location / Stacionaža - Mileage [km+tm]  
 Broj puta - Road number/ Dionica - Section

000028  
 Trnjaci / 8+520,00  
 M 18 / Rača - Gojsovac

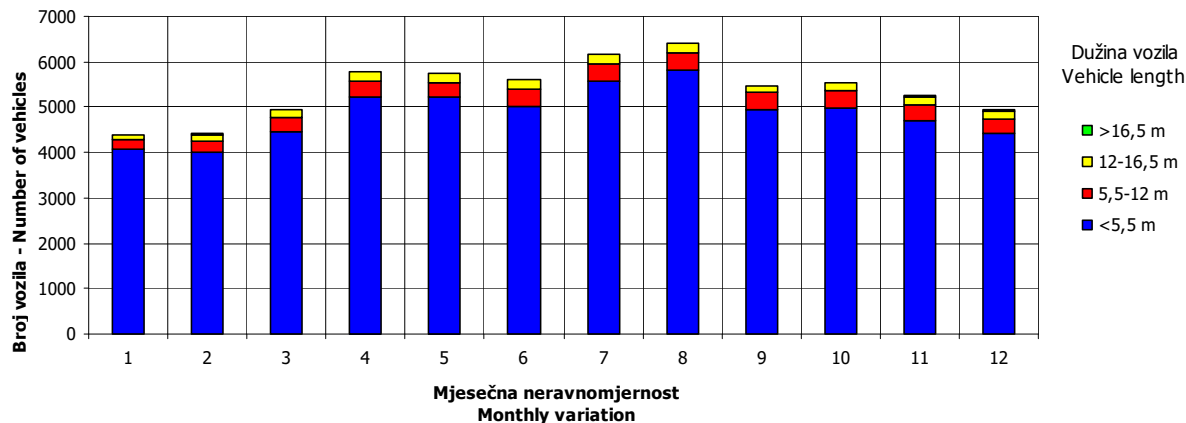
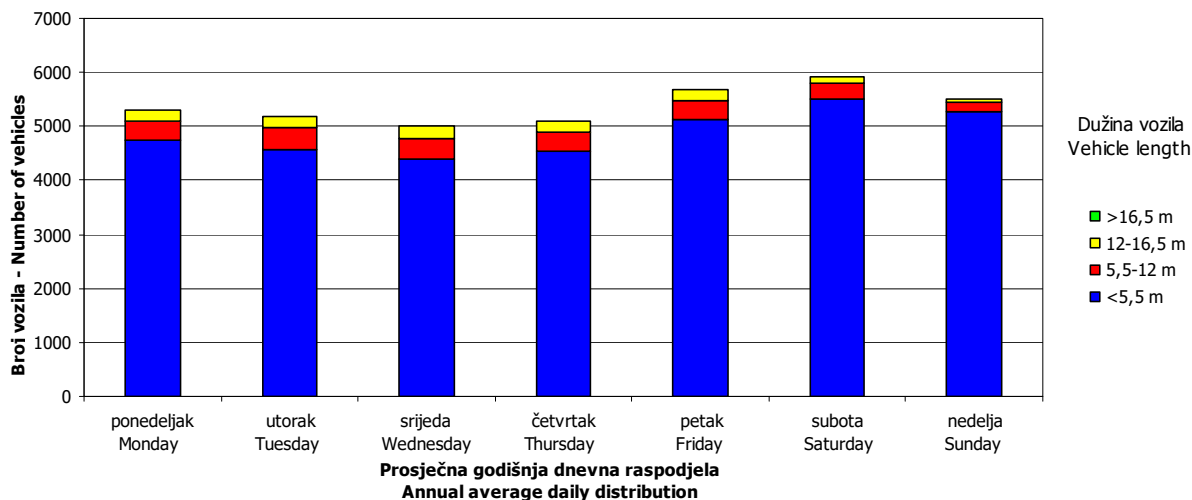
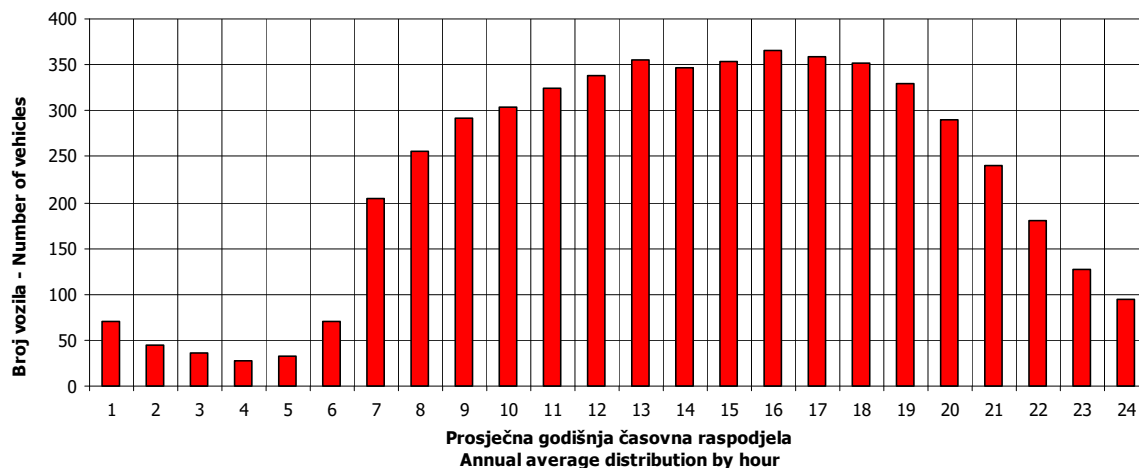


## VREMENSKA RASPODJELA SAOBRAĆAJNOG TOKA TRAFFIC FLOW TIME DISTRIBUTION

Automatski brojač broj - Automatic counter number  
 Lokalizet - Location / Stacionaža - Mileage [km+m]  
 Broj puta - Road number / Dionica - Section

000028  
 Trnjaci / 8+520,00  
 M 18 / Rača - Gojsovac

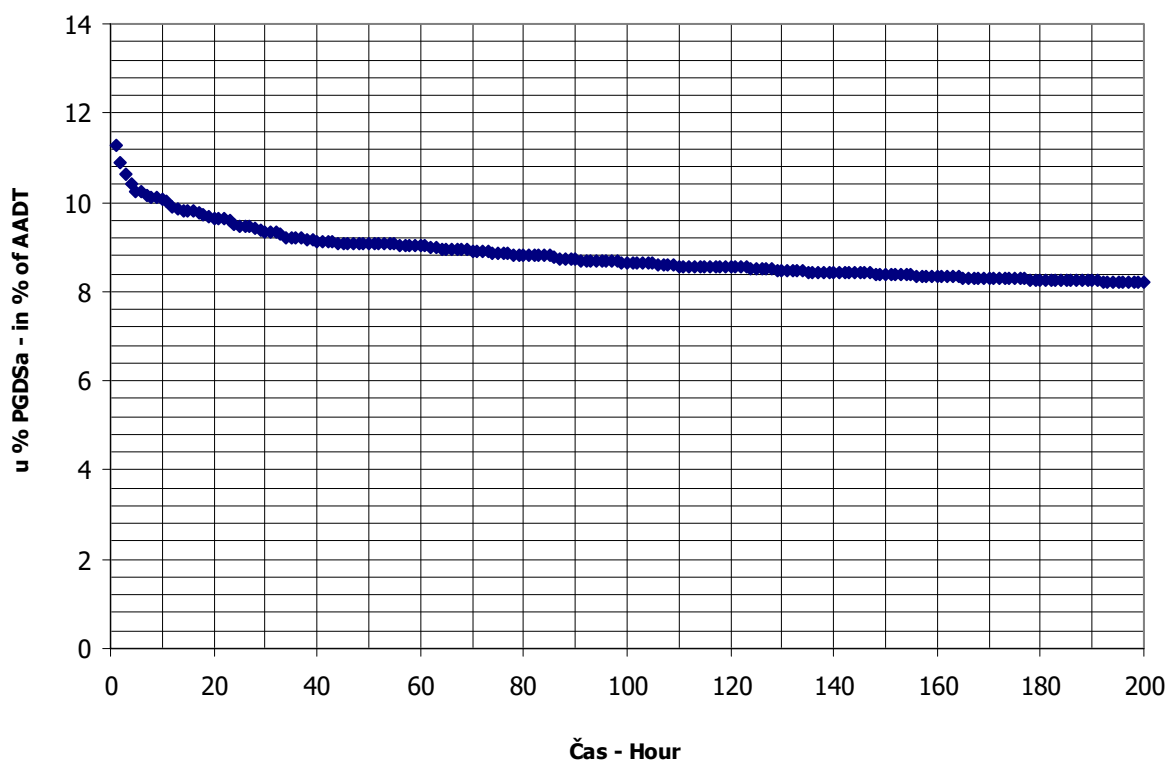
**PGDS 5399 voz/dan    AADT 5399 veh/day**



## SATNA DISTRIBUCIJA SAOBRAĆAJNOG TOKA TRAFFIC FLOW HOURLY DISTRIBUTION

Automatski brojač broj - Automatic counter number 000028  
 Lokalitet - Location / Stacionaža - Mileage [km+m] Trnjaci / 8+520,00  
 Broj puta - Road number / Dionica - Section M 18 / Rača - Gojsovac

<b>PGDS - AADT</b>	<b>5399 voz/dan - veh/day</b>							
Čas - Hour	Maksimalni vršni sat - Maximum peak hour	10	20	30	40	50	100	200
Sat u danu - Hour of day	16	16	18	12	12	18	14	15
Sat u godini - Hour in year	2632	7312	6810	2628	2940	6474	6974	7815
Dan - Day of week	ponedeljak - Monday	nedelja - Sunday	nedelja - Sunday	nedelja - Sunday	nedelja - Sunday	nedelja - Sunday	nedelja - Sunday	nedelja - Sunday
Datum - Date	20	1	11	20	3	27	18	22
Mjesec - Month	april - April	novembar - November	oktobar - October	april - April	maj - May	septembar - September	oktobar - October	novembar - November
Vrijednost - Value	610	542	521	504	492	490	467	444
% - percent	11.30	10.04	9.65	9.33	9.11	9.08	8.65	8.22



**AUTOMATSKI BROJAČ UNIŠTEN**  
**AUTOMATIC COUNTER DESTROYED**



**BROJANJE VOZILA NA MREŽI PUTEVA U REPUBLICI SRPSKOJ – 2015. GODINA**  
**VEHICLE COUNTING ON THE ROAD NETWORK OF THE REPUBLIC OF SRPSKA – YEAR 2015**

**MJESEČNI BROJ VOZILA**  
**MONTHLY NUMBER OF VEHICLES**

Automatski brojač broj - Automatic counter number  
 Lokalitet - Location / Stacionaža - Mileage [km+m]  
 Broj puta - Road number / Dionica - Section

000030  
 Kojčinovac / 8+020,00  
 M 14.1 / Bijeljina 2 - Glavičće

	Mjesec - Month											
	Januar- January	Februar- February	Mart- March	April- April	Maj- May	Jun- June	Jul- July	August- August	Septembar- September	Oktobar- October	Novembar- November	Decembar- December
1	4777	5342	6560	7313	8127	8414	7979	11473	8079	7604	7391	7449
2	6240	6939	7043	7373	8460	7769	8358	11682	7822	8608	7870	6920
3	7501	6847	7257	7741	8436	8213	8514	10285	8140	8458	7704	6954
4	5752	6703	6707	7018	8723	8068	8636	9894	8795	7682	7314	7986
5	8995	7223	6995	6519	9096	8256	7859	9789	8310	8092	7467	7329
6	5644	7295	7345	8325	11068	8493	8738	10048	7448	7787	7963	6424
7	4800	6929	6791	7146	9065	8301	9104	10451	7925	7886	8141	7210
8	6151	6108	4969	7881	9742	8489	8081	10915	8101	8137	7363	7387
9	5904	7049	3870	8173	8301	8254	8236	10620	7691	8596	7664	7191
10	6520	6911	4412	9414	7592	7553	9031	10467	9236	8597	7640	7192
11	5193	6159	4892	9802	8241	8185	8941	9995	8212	7547	7187	7595
12	6805	6822	6848	8732	7854	8624	8744	9915	8074	8010	7297	7215
13	7017	7291	7474	9121	7802	8645	8770	9379	7106	7553	7974	5916
14	4797	6279	7360	8409	8044	7996	8902	10533	8103	7830	7733	7343
15	6210	4837	6564	7782	8259	8251	8609	9644	7680	8152	6840	7221
16	7063	7073	7093	8552	8144	7867	9024	9547	7541	8402	7512	5764
17	6358	6841	6913	7722	7956	7143	9592	9383	8660	8365	7442	6436
18	5254	4851	6449	8166	7730	7588	9977	9197	8559	7414	7313	6794
19	7515	6071	6540	7398	7815	8147	9568	9183	8208	8194	7118	7584
20	8983	7052	6777	7365	7644	7909	9636	8541	7849	8165	8262	5515
21	7321	7257	6686	9342	8374	6908	9092	9083	8091	7792	8680	7069
22	7135	5602	6314	7870	8599	7672	8462	8749	8003	7532	7092	7107
23	7039	6684	6876	7912	8401	7644	8764	8133	7852	8297	8017	7620
24	6645	6668	6953	7642	8189	7520	9333	8810	7792	8108	8104	7920
25	5298	6506	6645	7864	8095	8119	9756	8854	8284	7321	7796	9023
26	6761	6859	6894	7727	8016	8620	9417	8480	8638	8031	7301	8547
27	5102	7354	7825	8409	7710	8000	9536	8767	7530	8061	7762	6746
28	6485	7143	7337	8232	9308	7887	9006	10198	8062	7288	7607	8559
29	6665		7003	8452	8843	7885	8974	8874	7491	7543	6565	8838
30	6654		7304	9474	8391	7899	10481	8148	7511	8797	7500	8936
31	6159		7444		8737		10686	8322		9053		8580
Ukupno- Total	198743	184695	206140	242876	260762	240319	279806	297359	240793	248902	227619	228370
Prosjek- Average	6411	6596	6650	8096	8412	8011	9026	9592	8026	8029	7587	7367
Godšnji prosjek (PGDS) - Annual average (AADT)												7825

**BROJANJE VOZILA NA MREŽI PUTEVA U REPUBLICI SRPSKOJ – 2015. GODINA**  
**VEHICLE COUNTING ON THE ROAD NETWORK OF THE REPUBLIC OF SRPSKA – YEAR 2015**

**STRUKTURA SAOBRAĆAJNOG TOKA**  
**TRAFFIC FLOW COMPOSITION**

Automatski brojač broj - Automatic counter number  
 Lokalizet - Location / Stacionaža - Mileage [km+m]  
 Broj puta - Road number / Dionica - Section

000030  
 Kojčinovac / 8+020,00  
 M 14.1 / Bijeljina 2 - Glavičice

Mjesec - Month	Smjer - Direction	Dužina vozila - Vehicle length								Ukupno - Total
		< 5,5 m	(%)	5,5 - 12 m	(%)	12 - 16,5 m	(%)	< 16,5 m	(%)	
Januar - January	I	86913	87.5	10333	10.4	1886	1.9	239	0.2	99371
	II	88731	89.3	8569	8.6	2040	2.1	32	0.0	99372
	ukupno - total	175719	88.4	18829	9.5	3932	2.0	263	0.1	198743
Februar - February	I	80722	87.5	9597	10.4	1751	1.9	222	0.2	92292
	II	82508	89.3	7968	8.6	1897	2.1	30	0.0	92403
	ukupno - total	163298	88.4	17498	9.5	3654	2.0	244	0.1	184695
Mart - March	I	90432	87.5	10751	10.4	1962	1.9	249	0.2	103394
	II	91743	89.3	8860	8.6	2110	2.1	33	0.0	102746
	ukupno - total	182259	88.4	19530	9.5	4079	2.0	273	0.1	206140
April - April	I	108188	87.5	12862	10.4	2347	1.9	298	0.2	123695
	II	106418	89.3	10277	8.6	2447	2.1	39	0.0	119181
	ukupno - total	214739	88.4	23010	9.5	4806	2.0	321	0.1	242876
Maj - May	I	114561	87.5	13620	10.4	2485	1.9	315	0.2	130982
	II	115882	89.3	11191	8.6	2665	2.1	42	0.0	129780
	ukupno - total	230553	88.4	24705	9.5	5160	2.0	345	0.1	260762
Juni - June	I	108070	87.5	12848	10.4	2345	1.9	297	0.2	123561
	II	104255	89.3	10068	8.6	2397	2.1	38	0.0	116758
	ukupno - total	212478	88.4	22768	9.5	4755	2.0	318	0.1	240319
Juli - July	I	124770	87.5	14834	10.4	2707	1.9	343	0.2	142654
	II	122465	89.3	11827	8.6	2816	2.1	44	0.0	137152
	ukupno - total	247390	88.4	26509	9.5	5536	2.0	370	0.1	279806
Avgust - August	I	130443	87.5	15508	10.4	2830	1.9	359	0.2	149140
	II	132347	89.3	12781	8.6	3043	2.1	48	0.0	148219
	ukupno - total	262910	88.4	28172	9.5	5884	2.0	393	0.1	297359
Septembar - September	I	105730	87.5	12570	10.4	2294	1.9	291	0.2	120885
	II	107067	89.3	10340	8.6	2462	2.1	39	0.0	119908
	ukupno - total	212897	88.4	22813	9.5	4764	2.0	318	0.1	240793
Oktobar - October	I	110218	87.5	13104	10.4	2391	1.9	303	0.2	126016
	II	109727	89.3	10596	8.6	2523	2.1	40	0.0	122886
	ukupno - total	220067	88.4	23581	9.5	4925	2.0	329	0.1	248902
Novembar - November	I	100417	87.5	11938	10.4	2179	1.9	276	0.2	114811
	II	100728	89.3	9727	8.6	2316	2.1	37	0.0	112808
	ukupno - total	201249	88.4	21565	9.5	4504	2.0	301	0.1	227619
Decembar - December	I	101005	87.5	12008	10.4	2191	1.9	278	0.2	115483
	II	100799	89.3	9734	8.6	2318	2.1	37	0.0	112887
	ukupno - total	201913	88.4	21636	9.5	4519	2.0	302	0.1	228370
Ukupno (godišnje) - Total (annual)	I	1261468	87.5	149974	10.4	27368	1.9	3472	0.2	1442281
	II	1262671	89.3	121937	8.6	29036	2.1	458	0.0	1414103
	ukupno - total	2525472	88.4	270617	9.5	56517	2.0	3778	0.1	2856384
Prosjek (PGDS) - Average (AADT)	I	3456	85.9	411	11.1	75	2.7	10	0.3	3951
	II	3459	86.6	334	10.4	80	3.0	1	0.0	3874
	ukupno - total	6919	88.4	741	9.5	155	2.0	10	0.1	7825

**BRONANJE VOZILA NA MREŽI PUTEVA U REPUBLICI SRPSKOJ – 2015. GODINA**  
**VEHICLE COUNTING ON THE ROAD NETWORK OF THE REPUBLIC OF SRPSKA – YEAR 2015**

**SAOBRAĆAJNI POKAZATELJI**

000030  
 Kočinovac / 8+020,00  
 M 14.1 / Bijeljina 2 - Glavičice

Automatski brojač broj  
 Lokalizet / Stacionaža [km+m]  
 Broj puta / Dionica

Mjesec	Smjer	minimalni čas		maksimalni čas		voz/dan	voz/dan	maksimalni dan	voz/dan	dnevni prosjek (05-21 h)	noćni prosjek (21-05 h)	prosjek radnim danom	prosjek vikendom	ljetni prosjek
		datum/dan	čas	datum/dan	čas									
Januar	I	13/utorak	2	2	20/utorak	12	404	7/srijeda	4499	2856	349	1792	1413	
	II	15/četvrtak	2	2	20/utorak	16	401	1/četvrtak	2205	2904	303	1818	1389	
	I+II	19/četvrtak	3	9	20/utorak	16	746	1/četvrtak	4777	5760	651	3610	2801	
Februar	I	10/utorak	2	3	21/subota	10	392	15/nedjelja	2363	2987	309	2412	885	
	II	25/srijeda	2	3	9/ponedjeljak	11	294	18/srijeda	2409	3044	256	2417	883	
	I+II	25/srijeda	2	8	21/subota	10	608	15/nedjelja	4837	6031	566	4829	1768	
Mart	I	28/subota	2	0	27/petak	15	319	9/ponedjeljak	1914	3001	335	2374	961	
	II	28/subota	2	0	16/ponedjeljak	7	307	9/ponedjeljak	1956	3026	288	2353	961	
	I+II	28/subota	2	0	27/petak	15	567	9/ponedjeljak	3870	6026	623	4728	1922	
April	I	1/srijeda	2	5	16/četvrtak	17	395	5/nedjelja	3247	3669	454	2746	1378	
	II	1/srijeda	3	4	13/ponedjeljak	7	371	24/petak	3249	3596	376	2625	1347	
	I+II	2/četvrtak	1	17	11/subota	12	739	5/nedjelja	6519	7266	830	5371	2725	
Maj	I	12/utorak	2	4	6/srijeda	12	446	10/nedjelja	3696	3706	520	2768	1458	
	II	27/srijeda	2	6	6/srijeda	16	404	27/srijeda	3663	3699	487	2716	1469	
	I+II	4/ponedjeljak	2	16	6/srijeda	16	838	10/nedjelja	7592	7405	1007	5485	2927	
Juni	I	3/srijeda	2	10	12/petak	17	365	21/nedjelja	3365	3617	502	3044	1074	4118
	II	18/četvrtak	3	5	14/nedjelja	20	345	24/srijeda	3479	3414	479	2829	1064	3892
	I+II	3/srijeda	2	21	26/petak	15	618	21/nedjelja	6908	7030	980	5873	2138	8011
Juli	I	7/utorak	3	10	31/petak	17	385	5/nedjelja	3868	3985	616	3405	1197	4602
	II	7/utorak	0	0	30/četvrtak	10	373	1/srijeda	3887	3830	594	3270	1155	4424
	I+II	7/utorak	1	16	30/četvrtak	12	726	5/nedjelja	7859	7816	1210	6674	2352	9026
Avgust	I	5/srijeda	3	14	2/nedjelja	20	431	23/nedjelja	3947	4176	635	3250	1561	4811
	II	26/srijeda	2	7	9/nedjelja	19	419	31/ponedjeljak	4141	4154	628	3188	1593	4781
	I+II	26/srijeda	2	21	2/nedjelja	20	817	23/nedjelja	8133	8330	1263	6438	3154	9592
Septembar	I	22/utorak	3	5	10/četvrtak	15	378	13/nedjelja	3469	3551	478	2972	1057	4029
	II	24/četvrtak	3	5	6/nedjelja	19	357	27/nedjelja	3470	3564	434	2949	1048	3998
	I+II	24/četvrtak	3	13	26/subota	14	678	13/nedjelja	7106	9236	911	5921	2105	8026
Oktobar	I	20/utorak	2	5	30/petak	17	386	25/nedjelja	3578	3613	453	2894	1171	
	II	22/četvrtak	3	3	31/subota	12	353	28/srijeda	3525	3613	351	2795	1169	
	I+II	1/četvrtak	3	18	31/subota	12	694	28/srijeda	7288	7225	804	5689	2340	
Novembar	I	11/srijeda	2	6	21/subota	12	462	19/četvrtak	3370	3468	359	2708	1119	
	II	9/ponedjeljak	2	4	21/subota	16	360	26/četvrtak	4245	3457	304	2632	1128	
	I+II	11/srijeda	2	14	21/subota	12	785	29/nedjelja	6565	6925	663	5340	2247	
Decembar	I	10/četvrtak	3	3	30/srijeda	15	440	20/nedjelja	2696	3377	349	2831	894	
	II	10/četvrtak	3	2	26/subota	11	381	20/nedjelja	2819	4385	292	2752	889	
	I+II	10/četvrtak	3	5	29/utorak	15	727	20/nedjelja	5515	6726	641	5584	1783	
Godina	I	28.3./subota	2	0	21.11./subota	12	462	9.3./ponedjeljak	1914	1919	448	4010	3822	4395
	II	28.3./subota	2	0	9.8./nedjelja	19	419	9.3./ponedjeljak	1956	3474	400	3906	3803	4279
	I+II	28.3./subota	2	0	6.5./srijeda	16	838	9.3./ponedjeljak	3870	6978	848	7916	7625	8674



**BROJANJE VOZILA NA MREŽI PUTEVA U REPUBLICI SRPSKOJ – 2015. GODINA**  
**VEHICLE COUNTING ON THE ROAD NETWORK OF THE REPUBLIC OF SRPSKA – YEAR 2015**

**TRAFFIC PARAMETERS**

Automatic counter number  
 Location / Mileage [km+m]  
 Road number / Section

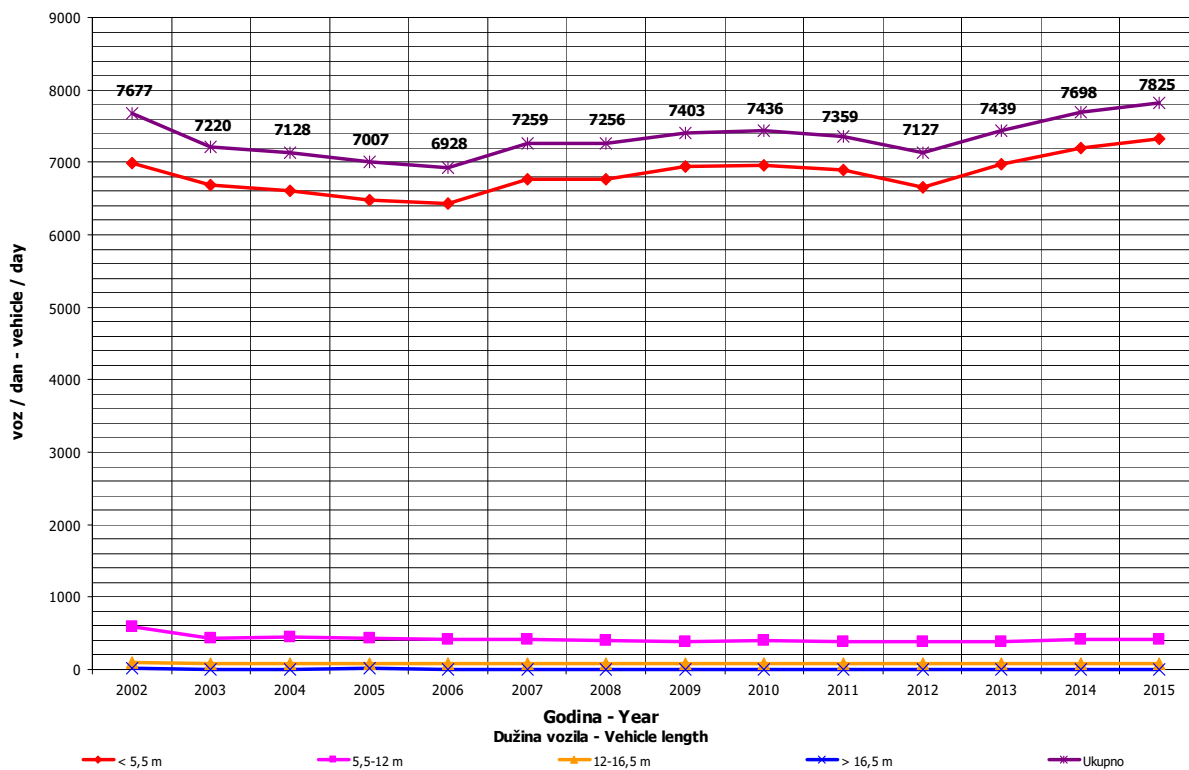
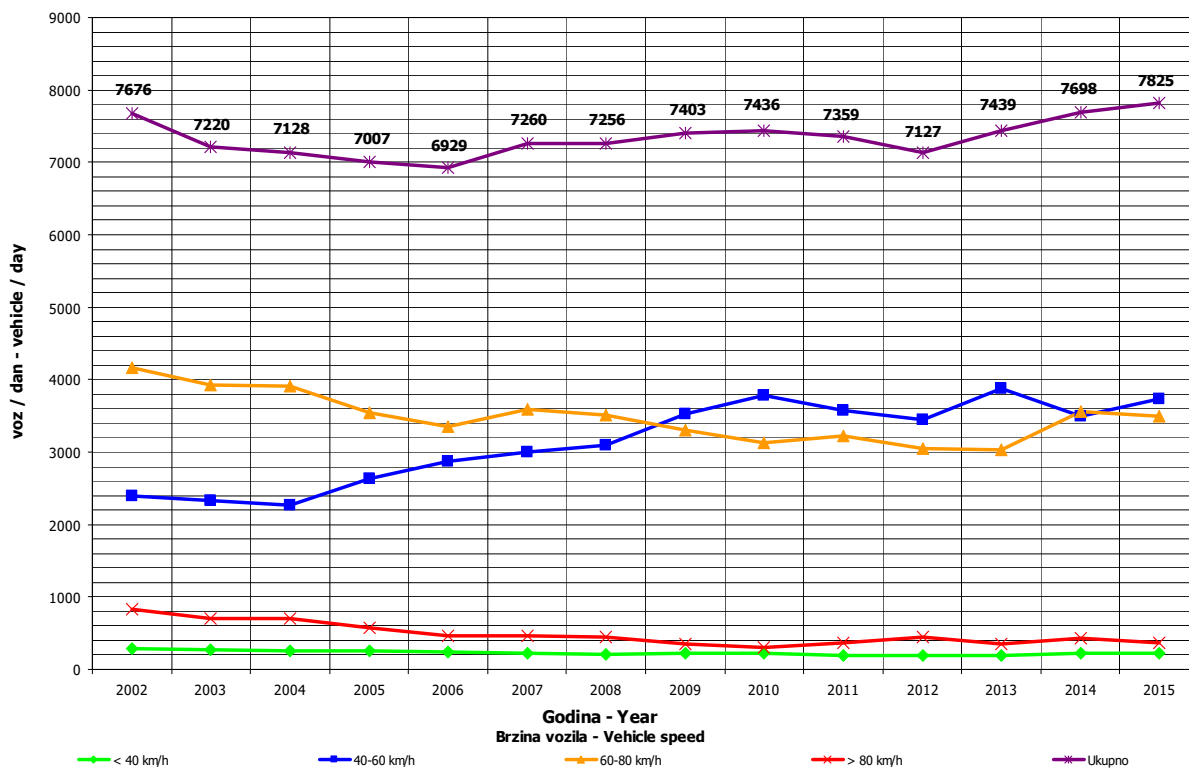
000030  
 Kojčinovac / 8+020,00  
 M 14.1 / Bijeljina 2 - Glavičice

Month	Direction	minimum hour		maximum hour		veh/h	minimum day		maximum day		veh/day	day time average (5-21 h)	night average (21-05 h)	working day average	weekend average	summer average
		date/day	hour	date/day	hour		date/day	veh/day								
January	I	13/Tuesday	2	20/Tuesday	12	404	7/Wednesday	2327	20/Tuesday	4499	2856	349	1792	1413		
	II	15/Thursday	2	20/Tuesday	16	401	1/Thursday	2205	5/Monday	4521	2904	303	1818	1389		
	I+II	15/Thursday	3	20/Tuesday	16	746	1/Thursday	4777	5/Monday	8995	5760	651	3610	2801		
February	I	10/Tuesday	2	21/Saturday	10	392	15/Sunday	2363	21/Saturday	3852	2987	309	2412	885		
	II	25/Wednesday	2	9/Monday	11	294	18/Wednesday	2409	27/Friday	3661	3044	256	2417	883		
	I+II	25/Wednesday	2	9/Monday	11	608	18/Wednesday	4837	27/Friday	7354	6031	566	4829	1768		
March	I	28/Saturday	2	27/Friday	15	319	9/Monday	1914	27/Friday	3921	3001	335	2374	961		
	II	28/Saturday	2	16/Monday	7	307	9/Monday	1956	27/Friday	3904	3026	288	2353	961		
	I+II	28/Saturday	2	16/Monday	7	567	9/Monday	3870	27/Friday	7825	6026	623	4728	1922		
April	I	1/Wednesday	2	16/Thursday	17	395	5/Sunday	3247	5/Sunday	4996	3669	454	2746	1378		
	II	1/Wednesday	3	13/Monday	7	371	24/Friday	3249	11/Saturday	4806	3596	376	2625	1347		
	I+II	2/Thursday	1	11/Saturday	12	739	5/Sunday	6519	11/Saturday	9802	7266	830	5371	2725		
May	I	12/Tuesday	2	6/Wednesday	12	446	10/Sunday	3696	6/Wednesday	5539	3706	520	2768	1458		
	II	27/Wednesday	2	6/Wednesday	16	404	27/Wednesday	3663	6/Wednesday	5529	3699	487	2716	1469		
	I+II	4/Monday	2	6/Wednesday	16	838	10/Sunday	7592	6/Wednesday	11068	7405	1007	5485	2927		
June	I	3/Wednesday	2	12/Friday	17	365	21/Sunday	3365	8/Monday	4686	3617	502	3044	1074		4118
	II	18/Thursday	3	14/Sunday	20	345	24/Wednesday	3479	26/Friday	4289	3414	479	2829	1064		3892
	I+II	3/Wednesday	2	21/Saturday	15	618	21/Sunday	6908	13/Saturday	8645	7030	980	5873	2138		8011
July	I	7/Tuesday	3	31/Friday	17	385	5/Sunday	3868	13/Saturday	5514	3985	616	3405	1197		4602
	II	7/Tuesday	0	30/Thursday	10	373	1/Wednesday	3887	30/Thursday	5303	3830	594	3270	1155		4424
	I+II	7/Tuesday	1	30/Thursday	12	726	5/Sunday	7859	31/Friday	10686	7816	1210	6674	2352		9026
August	I	5/Wednesday	3	2/Sunday	20	431	23/Sunday	3947	1/Saturday	5919	4176	635	3250	1561		4811
	II	26/Wednesday	2	9/Sunday	19	419	31/Monday	4141	2/Sunday	5771	4154	628	3188	1593		4781
	I+II	26/Wednesday	2	2/Sunday	20	817	23/Sunday	8133	2/Sunday	11682	8330	1263	6438	3154		9592
September	I	22/Tuesday	3	10/Thursday	15	378	13/Sunday	3469	10/Thursday	4586	3551	478	2972	1057		4029
	II	24/Thursday	3	6/Sunday	19	357	10/Thursday	3470	10/Thursday	4650	3564	434	2949	1048		3998
	I+II	24/Thursday	3	26/Saturday	14	678	13/Sunday	7106	10/Thursday	9236	7115	911	5921	2105		8026
October	I	20/Tuesday	2	30/Friday	17	386	25/Sunday	3578	31/Saturday	4588	3613	453	2894	1171		
	II	22/Thursday	3	31/Saturday	12	353	28/Wednesday	3525	31/Saturday	4465	3613	351	2795	1169		
	I+II	1/Thursday	3	31/Saturday	12	694	28/Wednesday	7288	31/Saturday	9053	7225	804	5689	2340		
November	I	11/Wednesday	2	21/Saturday	12	462	19/Thursday	3149	21/Saturday	4435	3468	359	2708	1119		
	II	9/Monday	2	21/Saturday	16	360	26/Thursday	3370	21/Saturday	4245	3457	304	2632	1128		
	I+II	11/Wednesday	2	21/Saturday	12	785	29/Sunday	6565	21/Saturday	8680	6925	663	5340	2247		
December	I	10/Thursday	3	30/Wednesday	15	440	20/Sunday	2696	25/Friday	4678	3377	349	2831	894		
	II	10/Thursday	3	26/Saturday	11	381	20/Sunday	2819	29/Tuesday	4385	3349	292	2752	889		
	I+II	10/Thursday	3	29/Tuesday	15	727	20/Sunday	5515	25/Friday	9023	6726	641	5584	1783		
Year	I	28.3./Saturday	2	21.11./Saturday	12	462	9.3./Monday	1914	1.8./Saturday	5919	3504	448	4010	3822		4395
	II	28.3./Saturday	2	9.8./Sunday	19	419	9.3./Monday	1956	2.8./Sunday	5771	3474	400	3906	3803		4279
	I+II	28.3./Saturday	2	6.5./Wednesday	16	838	9.3./Monday	3870	2.8./Sunday	11682	6978	848	7916	7625		8674

## GODIŠNJA NERAVNOMJERNOST SAOBRAĆAJNOG TOKA TRAFFIC FLOW ANNUAL VARIATION

Automatski brojač broj - Automatic counter number  
 Lokalizet - Location / Stacionaža - Mileage [km+m]  
 Broj puta - Road number / Dionica - Section

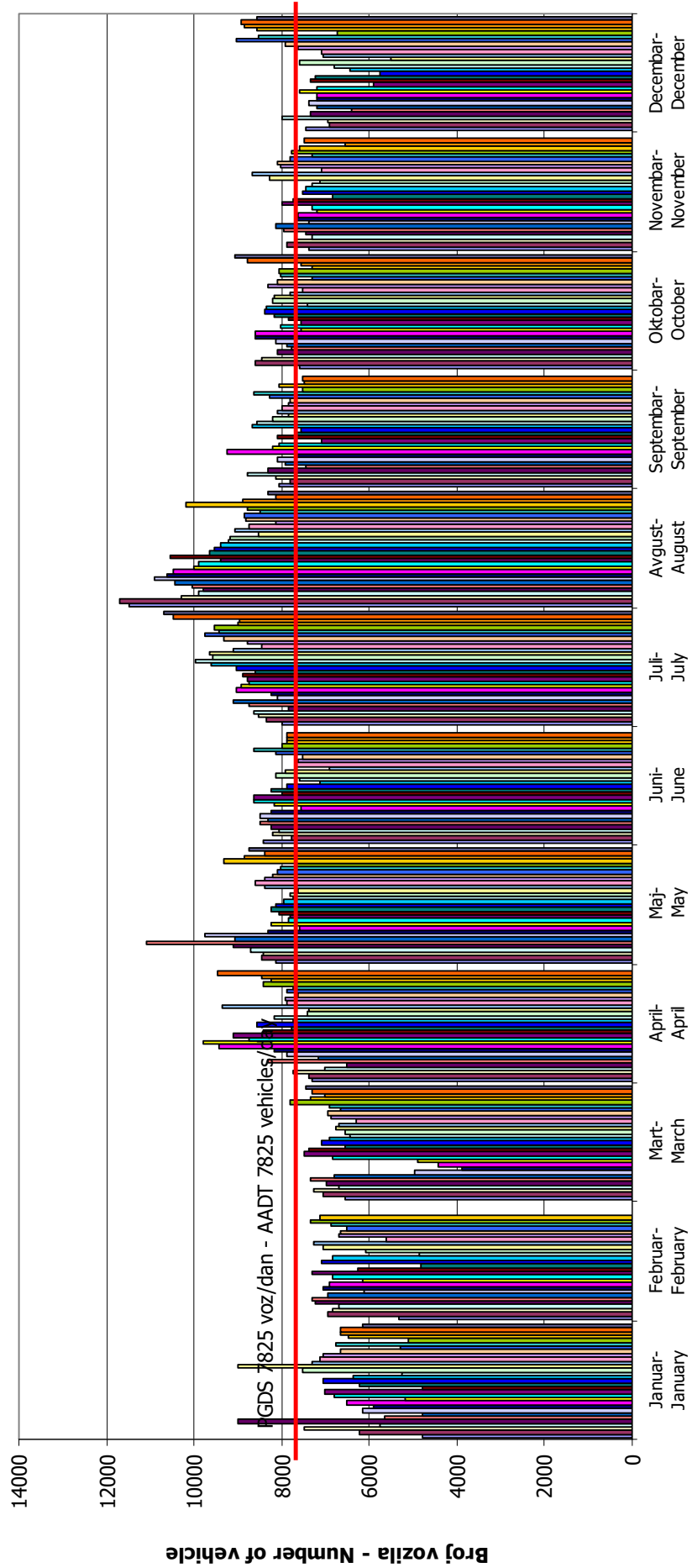
000030  
 Kojčinovac / 8+020,00  
 M 14.1 / Bijeljina 2 - Glavičice



**DNEVNA NERAVNOMJERNOST SAOBRAĆAJNOG TOKA  
 TRAFFIC FLOW DAILY VARIATION**

Automatski brojač broj - Automatic counter number  
 Lokalizet - Location / Stacionaža - Mileage [km+mm]  
 Broj puta - Road number/ Dionica - Section

000030  
 Kočinovac / 8+020,00  
 M 14.1 / Bijeljina 2 - Glavičice

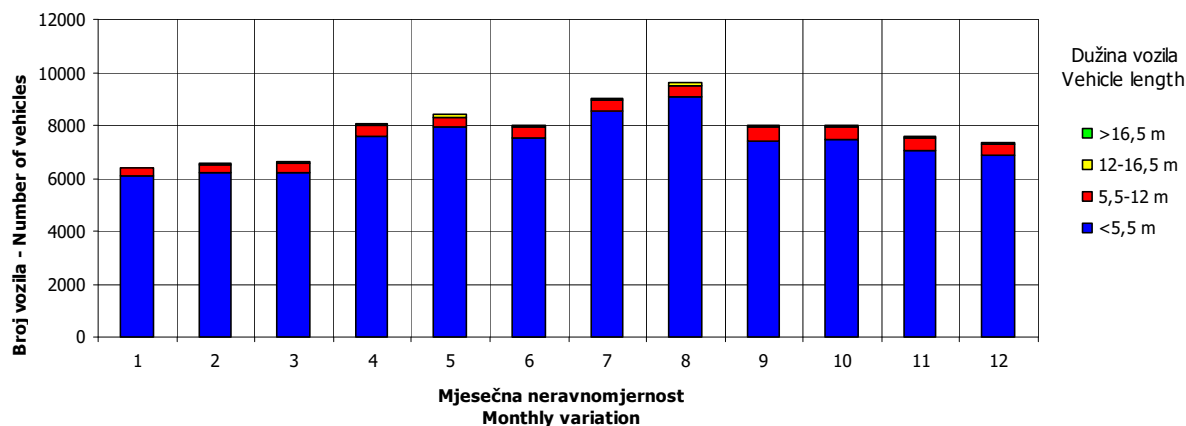
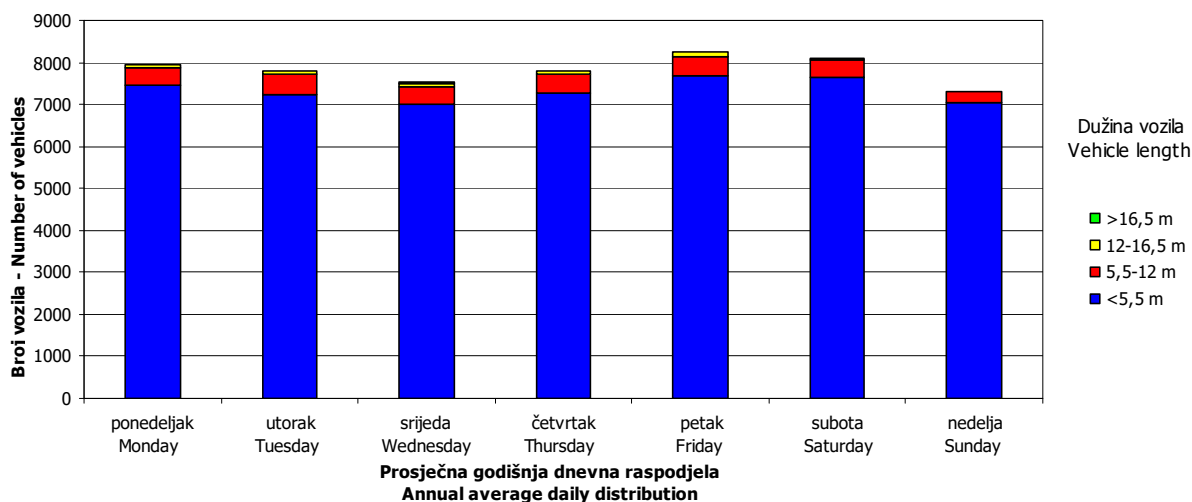
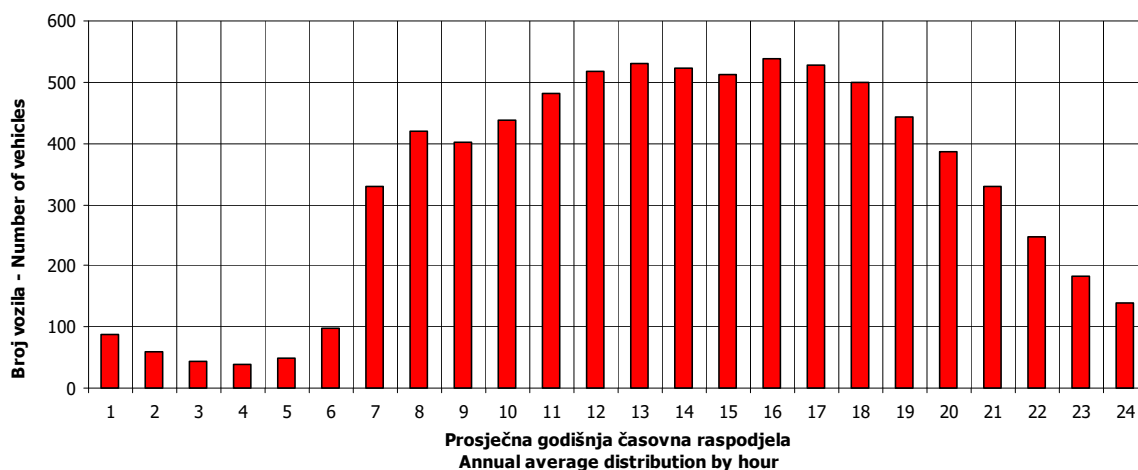


## VREMENSKA RASPODJELA SAOBRAĆAJNOG TOKA TRAFFIC FLOW TIME DISTRIBUTION

Automatski brojač broj - Automatic counter number  
 Lokalizet - Location / Stacionaža - Mileage [km+m]  
 Broj puta - Road number / Dionica - Section

000030  
 Kojčinovac / 8+020,00  
 M 14.1 / Bijeljina 2 - Glavičice

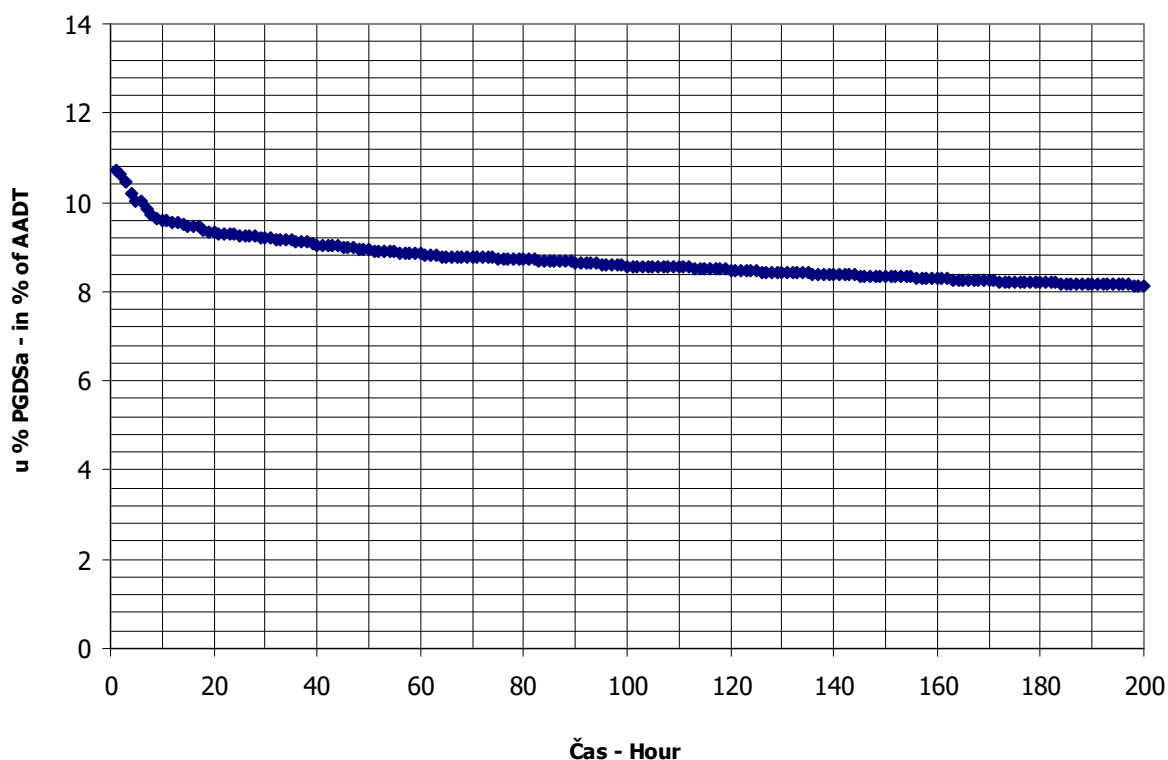
**PGDS 7825 voz/dan    AADT 7825 veh/day**



## SATNA DISTRIBUCIJA SAOBRAĆAJNOG TOKA TRAFFIC FLOW HOURLY DISTRIBUTION

Automatski brojač broj - Automatic counter number 000030  
 Lokalizet - Location / Stacionaža - Mileage [km+m] Kojčinovac / 8+020,00  
 Broj puta - Road number / Dionica - Section M 14.1 / Bijeljina 2 - Glavičice

<b>PGDS - AADT</b>	<b>7825 voz/dan - veh/day</b>							
Čas - Hour	Maksimalni vršni sat - Maximum peak hour	10	20	30	40	50	100	200
Sat u danu - Hour of day	16	12	15	13	11	10	17	14
Sat u godini - Hour in year	3016	5268	8703	5413	5267	3010	5081	4502
Dan - Day of week	srijeda - Wednesday	subota - Saturday	utorak - Tuesday	petak - Friday	subota - Saturday	srijeda - Wednesday	petak - Friday	utorak - Tuesday
Datum - Date	6	8	29	14	8	6	31	7
Mjesec - Month	maj - May	avgust - August	decembar - December	avgust - August	avgust - August	maj - May	juli - July	juli - July
Vrijednost - Value	838	750	727	719	707	697	671	636
% - percent	10.71	9.58	9.29	9.19	9.04	8.91	8.58	8.13



**BROJANJE VOZILA NA MREŽI PUTEVA U REPUBLICI SRPSKOJ – 2015. GODINA**  
**VEHICLE COUNTING ON THE ROAD NETWORK OF THE REPUBLIC OF SRPSKA – YEAR 2015**

**MJESEČNI BROJ VOZILA**  
**MONTHLY NUMBER OF VEHICLES**

Automatski brojač broj - Automatic counter number  
 Lokalitet - Location / Stacionaža - Mileage [km+m]  
 Broj puta - Road number / Dionica - Section

000031  
 Tršić / 16+160,00  
 M 19 / Šepak - Karakaj 3

	Mjesec - Month											
	Januar- January	Februar- February	Mart- March	April- April	Maj- May	Jun- June	Jul- July	August- August	Septembar- September	Oktobar- October	Novembar- November	Decembar- December
1	5505	5372	4930	5591	5593	6586	6003	8740	6230	6113	6191	5493
2	6511	5255	5366	5894	7121	6009	6014	8708	6553	7015	5958	5270
3	5740	4856	5308	6573	6887	6306	6922	8146	6691	6883	5509	5386
4	3721	4889	5160	6592	6871	6076	6920	8107	7443	6426	5560	6441
5	3805	5048	5648	6102	7145	7106	6363	7694	7287	6663	5694	6136
6	5964	6085	6079	6131	8727	7168	7098	7539	6426	5939	6598	5430
7	5207	6666	5645	5709	7328	6956	6223	8696	6531	6001	6610	5548
8	5671	4667	4882	6218	7911	7240	6311	8847	6370	6264	5934	5895
9	5885	5627	5764	6294	6826	7052	6663	8794	6234	7014	5926	5379
10	5570	5205	5228	7476	6163	6014	7702	8235	6402	7034	5682	5661
11	4759	4769	5126	8073	6235	6360	7956	7454	7967	6069	6267	6000
12	5191	5610	5221	7001	6144	7437	7377	7519	6734	6588	5840	5789
13	5403	5700	5969	6841	6109	7195	7053	7592	6522	5802	6699	4945
14	5369	5374	5983	6153	6273	6369	6725	8657	6549	6011	6674	5732
15	5268	4785	5387	6502	6759	6354	6521	8081	6306	6054	5946	5542
16	5937	5297	5808	7881	6616	6068	6814	7861	6186	6748	5852	5659
17	5881	5108	5640	6283	6201	5854	7610	7328	6289	6866	5799	4804
18	7390	5059	5586	7174	6298	5771	8053	6806	7248	5754	5809	4854
19	6006	5236	5598	6316	5954	6607	8491	7872	6803	6135	5715	5848
20	5255	5840	6245	7018	5789	6446	7714	7091	6533	6225	6816	4311
21	5076	5454	5623	7126	6601	5790	7598	7655	7455	5952	7654	4497
22	5180	4776	4992	5954	7313	5952	7018	7409	6496	5820	5622	5206
23	5545	5050	5841	6057	7240	5766	6988	6970	6057	6646	6071	5667
24	5452	5230	5218	7116	6583	5808	8049	6982	6307	6438	6225	6180
25	4064	5088	5378	6777	6569	5922	8670	6589	7152	5817	5926	7438
26	5307	5415	5447	5883	6113	6794	9339	6795	6792	6099	5734	6831
27	5100	5720	6334	6242	6290	6768	7641	7132	6277	6347	6602	5503
28	3410	5434	6003	6036	7333	6094	7203	8000	6471	5902	6390	6869
29	4885		5754	6123	7248	6518	6976	7550	6145	5759	5535	6933
30	5858		5748	7445	6849	5931	8063	6965	6220	6739	5861	7309
31	5605		5675		6942		8277	6510		7559		7140
Ukupno- Total	165520	148615	172586	196581	208031	192317	226355	238324	198676	196682	182699	179696
Prosjek- Average	5339	5308	5567	6553	6711	6411	7302	7688	6623	6345	6090	5797
Godšnji prosjek (PGDS) - Annual average (AADT)												6319

**BROJANJE VOZILA NA MREŽI PUTEVA U REPUBLICI SRPSKOJ – 2015. GODINA**  
**VEHICLE COUNTING ON THE ROAD NETWORK OF THE REPUBLIC OF SRPSKA – YEAR 2015**

**STRUKTURA SAOBRAĆAJNOG TOKA**  
**TRAFFIC FLOW COMPOSITION**

Automatski brojač broj - Automatic counter number  
 Lokalizet - Location / Stacionaža - Mileage [km+m]  
 Broj puta - Road number / Dionica - Section

000031  
 Tršić / 16+160,00  
 M 19 / Šepak - Karakaj 3

Mjesec - Month	Smjer - Direction	Dužina vozila - Vehicle length								Ukupno - Total
		< 5,5 m	(%)	5,5 - 12 m	(%)	12 - 16,5 m	(%)	< 16,5 m	(%)	
Januar - January	I	72245	87.5	8589	10.4	1567	1.9	199	0.2	82600
	II	74041	89.3	7150	8.6	1703	2.1	27	0.0	82920
	ukupno - total	146345	88.4	15682	9.5	3275	2.0	219	0.1	165520
Februar - February	I	64975	87.5	7725	10.4	1410	1.9	179	0.2	74288
	II	66367	89.3	6409	8.6	1526	2.1	24	0.0	74327
	ukupno - total	131398	88.4	14080	9.5	2941	2.0	197	0.1	148615
Mart - March	I	75587	87.5	8986	10.4	1640	1.9	208	0.2	86421
	II	76938	89.3	7430	8.6	1769	2.1	28	0.0	86165
	ukupno - total	152592	88.4	16351	9.5	3415	2.0	228	0.1	172586
April - April	I	86070	87.5	10233	10.4	1867	1.9	237	0.2	98407
	II	87661	89.3	8465	8.6	2016	2.1	32	0.0	98174
	ukupno - total	173807	88.4	18624	9.5	3890	2.0	260	0.1	196581
Maj - May	I	90896	87.5	10806	10.4	1972	1.9	250	0.2	103925
	II	92958	89.3	8977	8.6	2138	2.1	34	0.0	104106
	ukupno - total	183931	88.4	19709	9.5	4116	2.0	275	0.1	208031
Juni - June	I	84285	87.5	10021	10.4	1829	1.9	232	0.2	96366
	II	85676	89.3	8274	8.6	1970	2.1	31	0.0	95951
	ukupno - total	170037	88.4	18220	9.5	3805	2.0	254	0.1	192317
Juli - July	I	99026	87.5	11773	10.4	2148	1.9	273	0.2	113220
	II	101020	89.3	9756	8.6	2323	2.1	37	0.0	113135
	ukupno - total	200132	88.4	21445	9.5	4479	2.0	299	0.1	226355
Avgust - August	I	103029	87.5	12249	10.4	2235	1.9	284	0.2	117796
	II	107621	89.3	10393	8.6	2475	2.1	39	0.0	120528
	ukupno - total	210714	88.4	22579	9.5	4716	2.0	315	0.1	238324
Septembar - September	I	86127	87.5	10239	10.4	1869	1.9	237	0.2	98472
	II	89474	89.3	8641	8.6	2058	2.1	32	0.0	100204
	ukupno - total	175659	88.4	18823	9.5	3931	2.0	263	0.1	198676
Oktobar - October	I	85748	87.5	10194	10.4	1860	1.9	236	0.2	98039
	II	88080	89.3	8506	8.6	2025	2.1	32	0.0	98643
	ukupno - total	173896	88.4	18634	9.5	3892	2.0	260	0.1	196682
Novembar - November	I	79550	87.5	9458	10.4	1726	1.9	219	0.2	90952
	II	81922	89.3	7911	8.6	1884	2.1	30	0.0	91747
	ukupno - total	161533	88.4	17309	9.5	3615	2.0	242	0.1	182699
Decembar - December	I	78723	87.5	9359	10.4	1708	1.9	217	0.2	90007
	II	80085	89.3	7734	8.6	1842	2.1	29	0.0	89689
	ukupno - total	158878	88.4	17025	9.5	3556	2.0	238	0.1	179696
Ukupno (godišnje) - Total (annual)	I	1006260	87.5	119632	10.4	21831	1.9	2769	0.2	1150493
	II	1031841	89.3	99646	8.6	23728	2.1	374	0.0	1155589
	ukupno - total	2038922	88.4	218480	9.5	45629	2.0	3050	0.1	2306082
Prosjek (PGDS) - Average (AADT)	I	2757	85.9	328	11.1	60	2.7	8	0.3	3152
	II	2827	86.6	273	10.4	65	3.0	1	0.0	3166
	ukupno - total	5586	88.4	599	9.5	125	2.0	8	0.1	6319

**BRONANJE VOZILA NA MREŽI PUTEVA U REPUBLICI SRPSKOJ – 2015. GODINA**  
**VEHICLE COUNTING ON THE ROAD NETWORK OF THE REPUBLIC OF SRPSKA – YEAR 2015**

**SAOBRAĆAJNI POKAZATELJI**

000031  
 Tršć / 16+ 160,00  
 M 19 / Šepak - Karakaj 3

Automatski brojač broj  
 Lokalizet / Stacionaža [km+m]  
 Broj puta / Dionica

Mjesec	Smjer	minimalni čas			maksimalni čas			minimalni dan			maksimalni dan			dnevni prosjek (05-21 h)	noćni prosjek (21-05 h)	prosijek radnim danom	prosijek vikendom	ljetni prosjek
		datum/dan	čas	voz/h	datum/dan	čas	voz/h	datum/dan	voz/dan	datum/dan	voz/dan	datum/dan	voz/dan					
Januar	I	13/utorak	3	4	18/nedjelja	17	341	28/srijeda	1705	1705	18/nedjelja	3712	2361	303	1336	1328		
	II	28/srijeda	1	2	6/utorak	15	338	28/srijeda	1705	1705	18/nedjelja	3678	2372	303	1338	1337		
	I+II	28/srijeda	3	8	18/nedjelja	17	620	28/srijeda	3410	3410	18/nedjelja	7390	4733	606	2674	2665		
Februar	I	10/utorak	3	5	7/subota	9	353	8/nedjelja	2168	2168	7/subota	3364	2397	256	1902	751		
	II	4/srijeda	2	1	13/petak	15	308	11/srijeda	2356	2356	7/subota	3302	2399	256	1887	768		
	I+II	4/srijeda	2	7	7/subota	9	613	8/nedjelja	4667	4667	7/subota	6666	4796	512	3789	1519		
Mart	I	28/subota	2	0	13/petak	11	270	8/nedjelja	2427	2427	7/petak	3198	2504	284	1995	793		
	II	28/subota	2	0	20/petak	15	326	1/nedjelja	2438	2438	27/petak	3136	2488	291	1985	794		
	I+II	28/subota	2	0	20/petak	15	510	8/nedjelja	4882	4882	27/petak	6334	4992	575	3980	1587		
April	I	7/utorak	2	4	11/subota	17	300	1/srijeda	2831	2831	11/subota	4044	2895	386	2144	1137		
	II	8/srijeda	3	3	16/četvrtak	15	346	1/srijeda	2760	2760	11/subota	4029	2894	378	2134	1138		
	I+II	3/petak	3	13	16/četvrtak	15	553	1/srijeda	5591	5591	11/subota	8073	5788	764	4278	2275		
Maj	I	5/utorak	2	5	6/srijeda	11	313	20/srijeda	2907	2907	6/srijeda	4318	2901	451	2177	1176		
	II	25/ponedjeljak	2	5	8/petak	17	431	1/petak	2684	2684	6/srijeda	4409	2918	440	2178	1179		
	I+II	5/utorak	2	14	8/petak	17	642	1/petak	5593	5593	6/srijeda	8727	5819	891	4355	2356		
Juni	I	2/utorak	2	4	26/petak	6	288	21/nedjelja	2807	2807	12/petak	3778	2754	458	2333	879	3213	
	II	4/četvrtak	2	6	1/ponedjeljak	15	327	24/srijeda	2879	2879	12/petak	3659	2751	447	2318	880	3198	
	I+II	12/petak	2	15	12/petak	15	519	23/utorak	5766	5766	12/petak	7437	5505	905	4651	1760	6411	
Juli	I	16/četvrtak	2	11	26/nedjelja	18	322	1/srijeda	3011	3011	26/nedjelja	4506	3042	610	2637	1015	3652	
	II	8/srijeda	2	9	26/nedjelja	19	350	1/srijeda	2992	2992	26/nedjelja	4833	3083	566	2627	1022	3649	
	I+II	8/srijeda	2	22	26/nedjelja	18	669	1/srijeda	6003	6003	26/nedjelja	9339	6125	1177	5264	2038	7302	
Avgust	I	25/utorak	3	11	7/petak	18	326	25/utorak	3213	3213	1/subota	4471	3212	588	2543	1257	3800	
	II	27/četvrtak	3	7	29/subota	15	358	31/ponedjeljak	3213	3213	9/nedjelja	4648	3325	563	2566	1321	3888	
	I+II	27/četvrtak	3	18	9/nedjelja	18	624	31/ponedjeljak	6510	6510	8/subota	8847	6537	1151	5110	2578	7688	
Septembar	I	21/ponedjeljak	3	3	7/ponedjeljak	6	304	23/srijeda	3021	3021	11/petak	3936	2935	348	2410	873	3283	
	II	21/ponedjeljak	3	5	11/petak	15	382	23/srijeda	3036	3036	11/petak	4031	2985	355	2433	907	3340	
	I+II	21/ponedjeljak	3	8	21/ponedjeljak	15	611	23/srijeda	6057	6057	11/petak	7967	5920	703	4843	1779	6623	
Oktobar	I	27/utorak	3	1	5/ponedjeljak	6	274	22/četvrtak	2870	2870	31/subota	3765	2823	340	2219	944		
	II	21/srijeda	3	3	23/petak	15	358	18/nedjelja	2857	2857	31/subota	3794	2849	333	2227	954		
	I+II	14/srijeda	2	6	23/petak	15	582	18/nedjelja	5754	5754	31/subota	7559	5672	673	4446	1898		
Novembar	I	4/utorak	1	4	18/srijeda	6	283	19/četvrtak	2552	2552	21/subota	3863	2710	322	2090	942		
	II	4/srijeda	3	2	11/srijeda	15	358	22/nedjelja	2698	2698	21/subota	3791	2741	317	2115	943		
	I+II	18/srijeda	2	10	11/srijeda	15	568	3/utorak	5509	5509	21/subota	7654	5451	639	4205	1885		
Decembar	I	22/utorak	2	3	26/subota	15	281	20/nedjelja	2121	2121	25/petak	3723	2606	298	2182	721		
	II	23/srijeda	2	3	4/petak	15	379	20/nedjelja	2190	2190	25/petak	3715	2583	310	2169	724		
	I+II	22/utorak	2	10	30/srijeda	14	609	20/nedjelja	4311	4311	25/petak	7438	5189	608	4352	1445		
Godina	I	28.3./subota	2	0	7.2./subota	9	353	28.1./srijeda	1705	1705	26.7/nedjelja	4506	2764	388	3136	3188	3491	
	II	28.3./subota	2	0	8.5/petak	17	431	28.1./srijeda	1705	1705	26.7/nedjelja	4833	2785	381	3138	3228	3523	
	I+II	28.3./subota	2	0	26.7/nedjelja	18	669	28.1./srijeda	3410	3410	26.7/nedjelja	9339	5549	769	6274	6416	7014	



**BROJANJE VOZILA NA MREŽI PUTEVA U REPUBLICI SRPSKOJ – 2015. GODINA**  
**VEHICLE COUNTING ON THE ROAD NETWORK OF THE REPUBLIC OF SRPSKA – YEAR 2015**

**TRAFFIC PARAMETERS**

000031

Tršić / 16+ 160,00

M 19/ Šepak - Karakaj 3

Automatic counter number

Location / Mileage [km+m]

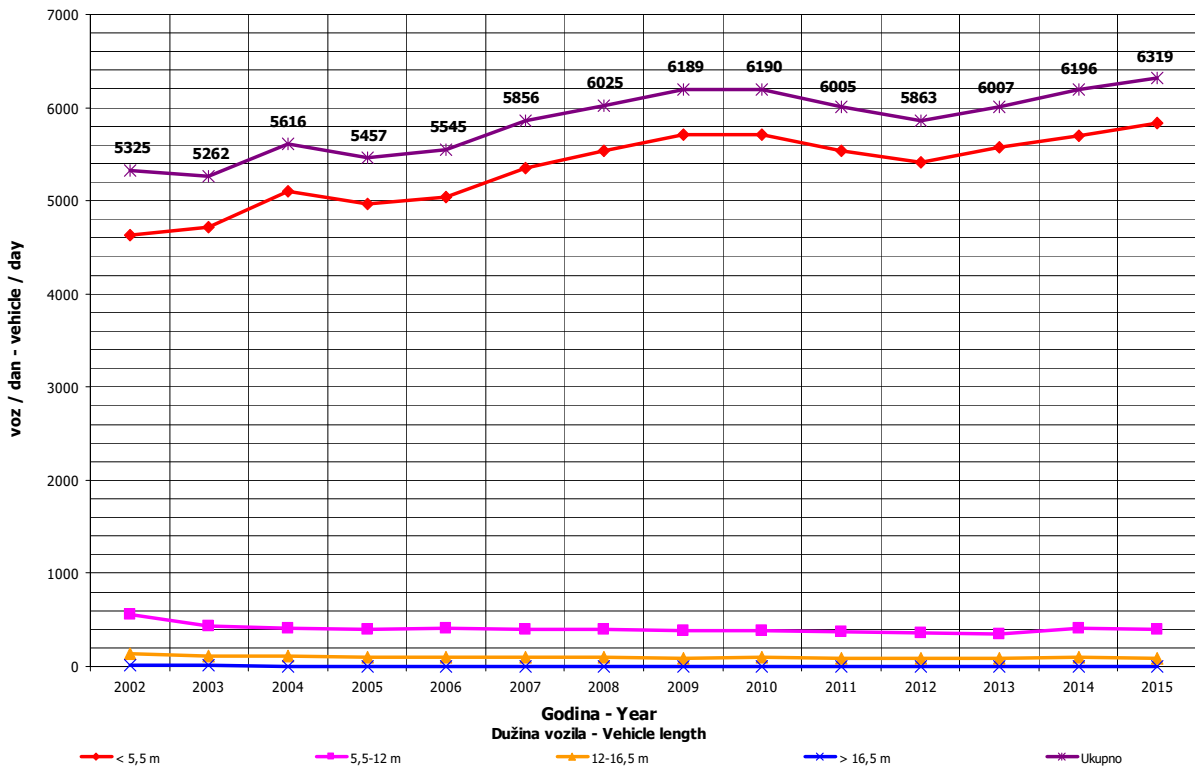
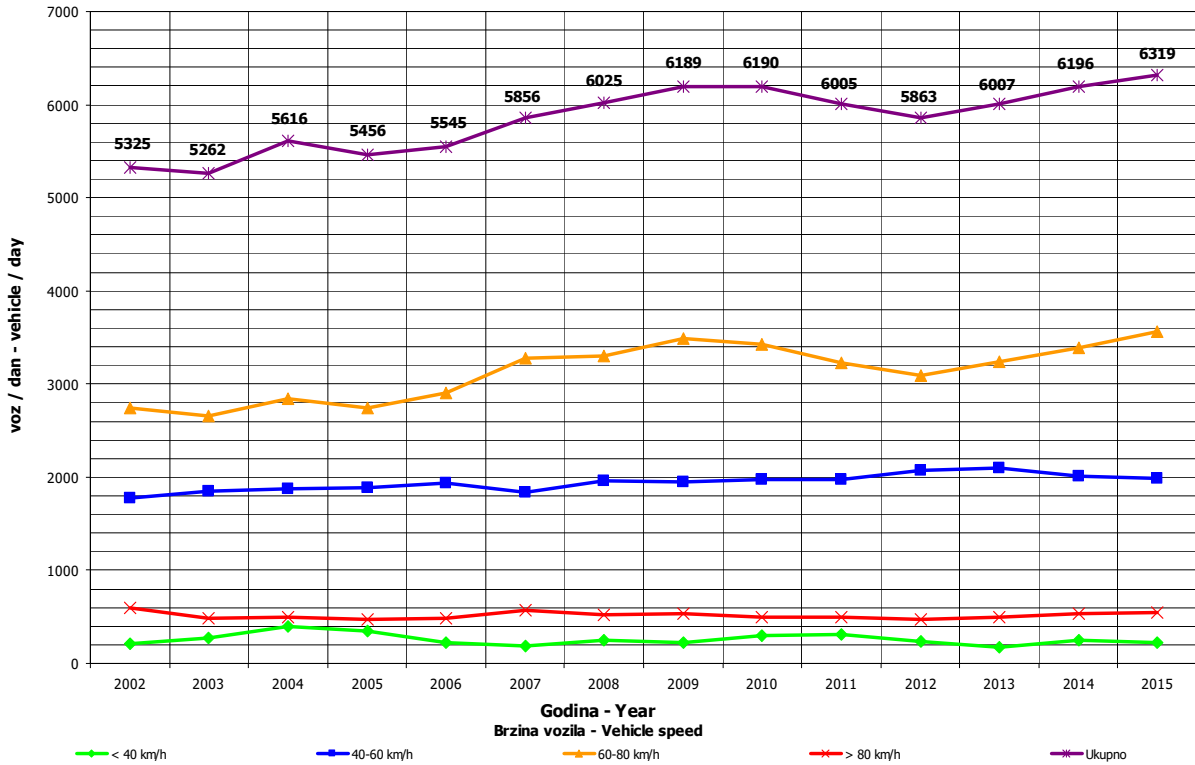
Road number / Section

Month	Direction	minimum hour		maximum hour		veh/h	minimum day		maximum day		day time average (5-21 h)	night average (21-05 h)	working day average	weekend average	summer average
		date/day	hour	date/day	hour		date/day	veh/day	date/day	veh/day					
January	I	13/Tuesday	1	18/Sunday	17	341	28/Wednesday	1705	18/Sunday	3712	2361	303	1336	1328	
	II	28/Wednesday	3	6/Tuesday	15	338	28/Wednesday	1705	18/Sunday	3678	2372	303	1338	1337	
	I+II	28/Wednesday	3	18/Sunday	17	620	28/Wednesday	3410	18/Sunday	7390	4733	606	2674	2665	
February	I	10/Tuesday	3	7/Saturday	9	353	8/Sunday	2168	7/Saturday	3364	2397	256	1902	751	
	II	4/Wednesday	2	13/Friday	15	308	11/Wednesday	2356	7/Saturday	3302	2399	256	1887	768	
	I+II	4/Wednesday	2	7/Saturday	9	613	8/Sunday	4667	7/Saturday	6666	4796	512	3789	1519	
March	I	28/Saturday	2	13/Friday	11	270	8/Sunday	2427	27/Friday	3198	2504	284	1995	793	
	II	28/Saturday	2	20/Friday	15	326	1/Sunday	2438	27/Friday	3136	2488	291	1985	794	
	I+II	28/Saturday	2	0	15	510	8/Sunday	4882	27/Friday	6334	4992	575	3980	1587	
April	I	7/Tuesday	2	11/Saturday	17	300	1/Wednesday	2831	11/Saturday	4044	2895	386	2144	1137	
	II	8/Wednesday	3	16/Thursday	15	346	1/Wednesday	2760	11/Saturday	4029	2894	378	2134	1138	
	I+II	3/Friday	3	16/Thursday	15	553	1/Wednesday	5591	11/Saturday	8073	5788	764	4278	2275	
May	I	5/Tuesday	2	6/Wednesday	11	313	20/Wednesday	2907	6/Wednesday	4318	2901	451	2177	1176	
	II	25/Monday	2	8/Friday	17	431	1/Friday	2684	6/Wednesday	4409	2918	440	2178	1179	
	I+II	5/Tuesday	2	8/Friday	17	642	1/Friday	5593	6/Wednesday	8727	5819	891	4355	2356	
June	I	2/Tuesday	2	26/Friday	6	288	21/Sunday	2807	12/Friday	3778	2754	458	2333	879	3213
	II	4/Thursday	2	1/Monday	15	327	24/Wednesday	2879	12/Friday	3659	2751	447	2318	880	3198
	I+II	10/Wednesday	2	12/Friday	15	519	23/Tuesday	5766	12/Friday	7437	5505	905	4651	1760	6411
July	I	16/Thursday	2	26/Sunday	18	322	1/Wednesday	3011	26/Sunday	4506	3042	610	2637	1015	3652
	II	8/Wednesday	2	26/Sunday	19	350	1/Wednesday	2992	26/Sunday	4833	3083	566	2627	1022	3649
	I+II	8/Wednesday	2	26/Sunday	18	669	1/Wednesday	6003	26/Sunday	9339	6125	1177	5264	2038	7302
August	I	25/Tuesday	3	7/Friday	18	326	25/Tuesday	3213	1/Saturday	4471	3212	588	2543	1257	3800
	II	27/Thursday	3	29/Saturday	15	358	31/Monday	3213	9/Sunday	4648	3325	563	2566	1321	3888
	I+II	27/Thursday	3	9/Sunday	18	624	31/Monday	6510	8/Saturday	8847	6537	1151	5110	2578	7688
September	I	21/Monday	3	7/Monday	6	304	23/Wednesday	3021	11/Friday	3936	2935	348	2410	873	3283
	II	21/Monday	3	11/Friday	15	382	23/Wednesday	3036	11/Friday	4031	2985	355	2433	907	3340
	I+II	21/Monday	3	21/Monday	15	611	23/Wednesday	6057	11/Friday	7967	5920	703	4843	1779	6623
October	I	27/Tuesday	3	5/Monday	6	274	22/Thursday	2870	31/Saturday	3765	2823	340	2219	944	
	II	21/Wednesday	3	23/Friday	15	358	18/Sunday	2857	31/Saturday	3794	2849	333	2227	954	
	I+II	14/Wednesday	2	23/Friday	15	582	18/Sunday	5754	31/Saturday	7559	5672	673	4446	1898	
November	I	24/Tuesday	1	18/Wednesday	6	283	19/Thursday	2552	21/Saturday	3863	2710	322	2090	942	
	II	4/Wednesday	3	11/Wednesday	15	358	22/Sunday	2698	21/Saturday	3791	2741	317	2115	943	
	I+II	18/Wednesday	2	11/Wednesday	15	568	31/Thursday	5509	21/Saturday	7654	5451	639	4205	1885	
December	I	22/Tuesday	2	26/Saturday	15	281	20/Sunday	2121	25/Friday	3723	2606	298	2182	721	
	II	23/Wednesday	2	4/Friday	15	379	20/Sunday	2190	25/Friday	3715	2583	310	2169	724	
	I+II	22/Tuesday	2	30/Wednesday	14	609	20/Sunday	4311	25/Friday	7438	5189	608	4352	1445	
Year	I	28.3./Saturday	2	0	9	353	28.1./Wednesday	1705	26.7./Sunday	4506	2764	388	3136	3188	3491
	II	28.3./Saturday	2	0	17	431	28.1./Wednesday	1705	26.7./Sunday	4833	2785	381	3138	3228	3523
	I+II	28.3./Saturday	2	0	18	669	28.1./Wednesday	3410	26.7./Sunday	9339	5549	769	6274	6416	7014

**GODIŠNJA NERAVNOMJERNOST SAOBRAĆAJNOG TOKA**  
**TRAFFIC FLOW ANNUAL VARIATION**

Automatski brojač broj - Automatic counter number  
 Lokalizet - Location / Stacionaža - Mileage [km+m]  
 Broj puta - Road number / Dionica - Section

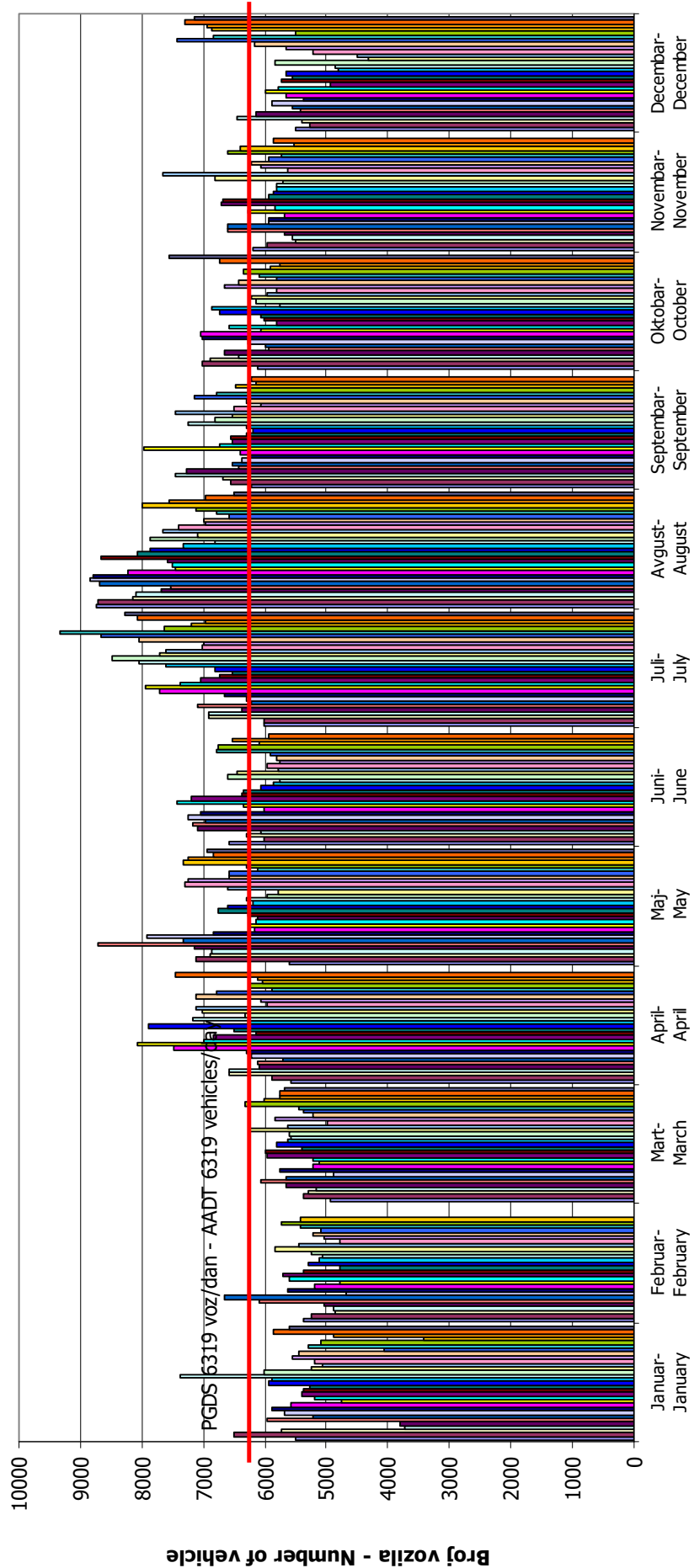
000031  
 Tršić / 16+160,00  
 M 19 / Šepak - Karakaj 3



**DNEVNA NERAVNOMJERNOST SAOBRAĆAJNOG TOKA  
 TRAFFIC FLOW DAILY VARIATION**

Automatski brojač broj - Automatic counter number  
 Lokalizet - Location / Stacionaža - Mileage [km+mm]  
 Broj puta - Road number/ Dionica - Section

000031  
 Tršić / 16+160,00  
 M 19 / Šepak - Karakaj 3

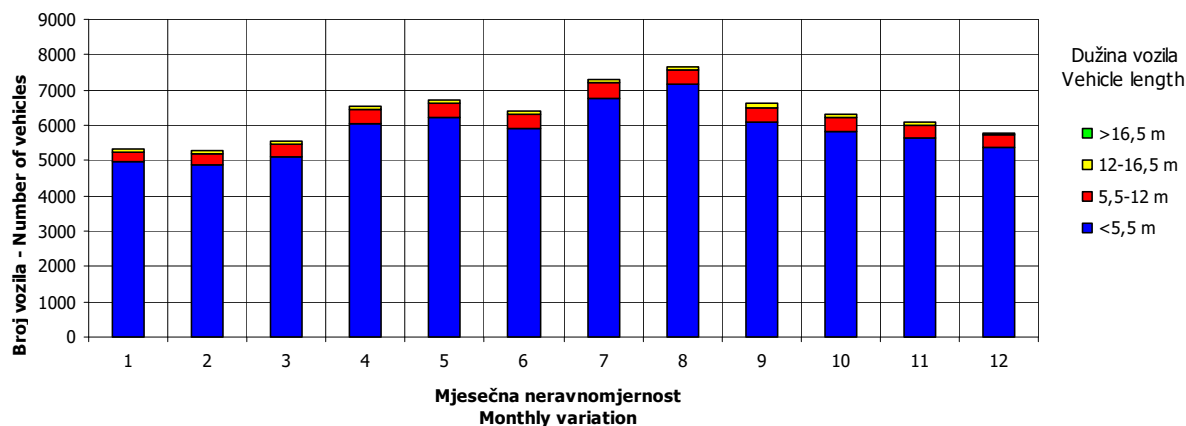
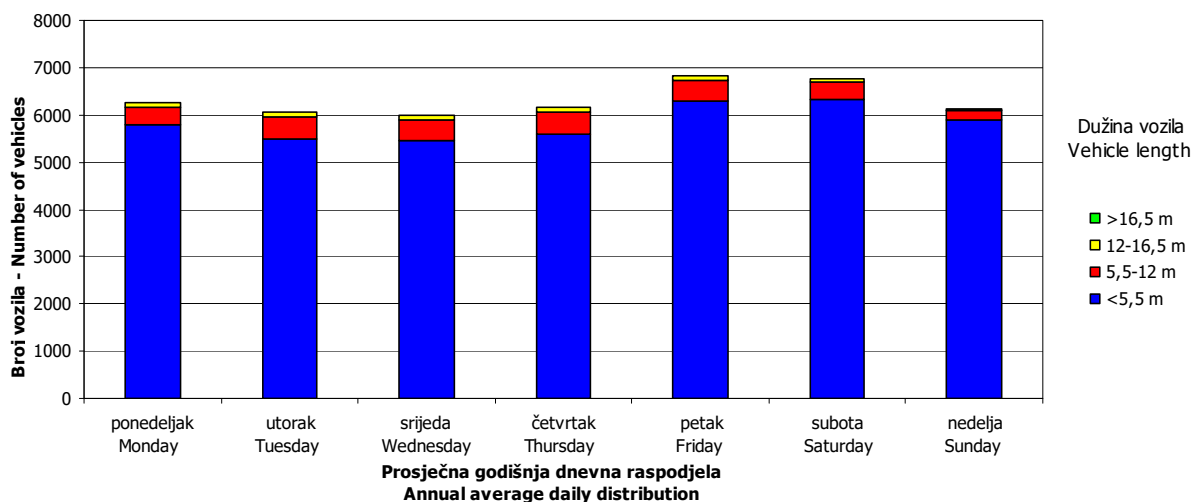
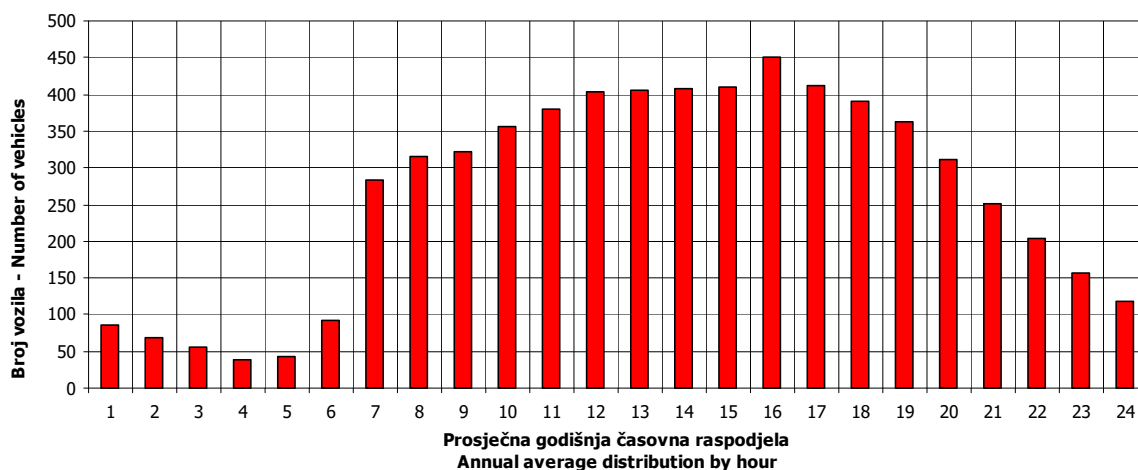


## VREMENSKA RASPODJELA SAOBRAĆAJNOG TOKA TRAFFIC FLOW TIME DISTRIBUTION

Automatski brojač broj - Automatic counter number  
 Lokalizet - Location / Stacionaža - Mileage [km+m]  
 Broj puta - Road number / Dionica - Section

000031  
 Tršić / 16+160,00  
 M 19 / Šepak - Karakaj 3

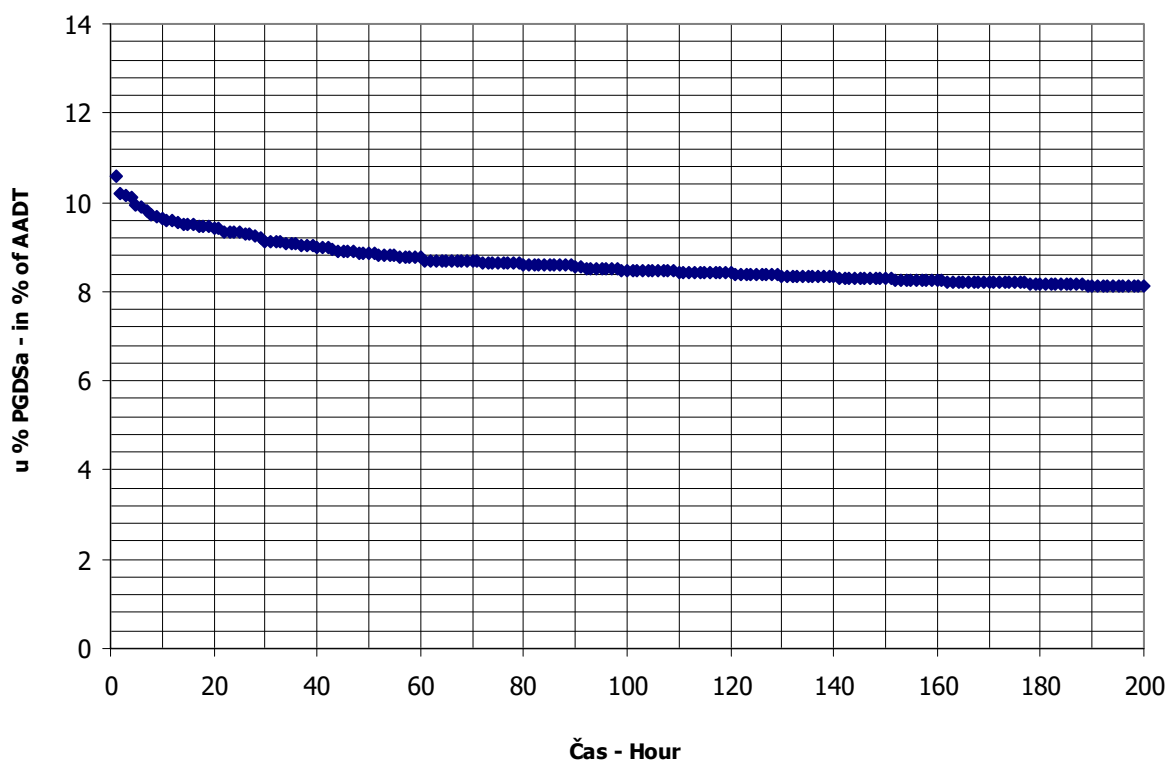
**PGDS 6319 voz/dan    AADT 6319 veh/day**



**SATNA DISTRIBUCIJA SAOBRAĆAJNOG TOKA**  
**TRAFFIC FLOW HOURLY DISTRIBUTION**

Automatski brojač broj - Automatic counter number 000031  
 Lokalizet - Location / Stacionaža - Mileage [km+m] Tršić / 16+160,00  
 Broj puta - Road number / Dionica - Section M 19 / Šepak - Karakaj 3

<b>PGDS - AADT</b>	<b>6319 voz/dan - veh/day</b>							
Čas - Hour	Maksimalni vršni sat - Maximum peak hour	10	20	30	40	50	100	200
Sat u danu - Hour of day	18	13	15	15	11	15	15	15
Sat u godini - Hour in year	4962	5245	6087	6423	5531	6255	5583	6207
Dan - Day of week	nedelja - Sunday	petak - Friday	petak - Friday	petak - Friday	srijeda - Wednesday	petak - Friday	petak - Friday	srijeda - Wednesday
Datum - Date	26	7	11	25	19	18	21	16
Mjesec - Month	juli - July	avgust - August	septembar - September	septembar - September	avgust - August	septembar - September	avgust - August	septembar - September
Vrijednost - Value	669	607	595	577	569	559	536	513
% - percent	10.59	9.61	9.42	9.13	9.00	8.85	8.48	8.12



**AUTOMATSKI BROJAČ UNIŠTEN**  
**AUTOMATIC COUNTER DESTROYED**



**BROJANJE VOZILA NA MREŽI PUTEVA U REPUBLICI SRPSKOJ – 2015. GODINA**  
**VEHICLE COUNTING ON THE ROAD NETWORK OF THE REPUBLIC OF SRPSKA – YEAR 2015**

**MJESEČNI BROJ VOZILA**  
**MONTHLY NUMBER OF VEHICLES**

Automatski brojač broj - Automatic counter number  
 Lokalizet - Location / Stacionaža - Mileage [km+m]  
 Broj puta - Road number / Dionica - Section

000033  
 Dušanovo / 5+478,00  
 M 19 / Konjević Polje - Milići

	Mjesec - Month											
	Januar- January	Februar- February	Mart- March	April- April	Maj- May	Jun- June	Jul- July	August- August	Septembar- September	Oktobar- October	Novembar- November	Decembar- December
1	1445	1606	2135	2465	3116	2746	3081	4040	2600	2867	2689	2338
2	1834	2078	2056	2581	2823	2599	2964	3965	3098	3362	2647	2432
3	2437	2007	2316	2988	3096	2773	3451	3856	3115	3019	2445	2614
4	2111	2063	2118	2924	3049	2660	3058	3760	3589	2866	2370	2731
5	2354	2196	2354	2562	3064	3265	3088	3727	3127	2833	2591	2279
6	1345	2453	2509	2464	2681	3223	3311	3684	3114	2832	2835	2064
7	1213	2226	1938	2528	2643	3059	3279	3833	2841	2763	2700	2244
8	1860	1998	1864	2526	2978	3088	3119	3963	2897	2872	2417	2317
9	1812	2042	2064	2666	3238	3131	3538	4213	3055	3376	2590	2200
10	2217	2109	2148	3039	2352	2779	5567	3917	3063	3047	2439	2213
11	1891	1969	2034	2600	2710	2789	4174	3817	3796	2919	2559	2525
12	1930	1925	2010	2216	2541	3483	3949	3529	2845	2946	2630	2217
13	2013	2178	2531	2681	2733	2947	3809	3871	2781	2435	2951	1889
14	1505	1905	2292	2493	2865	2946	3319	4698	3084	2691	2670	2130
15	1974	1418	2175	2532	3193	2910	3336	4086	2928	2588	2502	1675
16	2370	2211	2132	2578	2714	2817	3367	4068	2804	2966	2742	1625
17	2231	1898	2237	3074	2576	2744	3872	3678	2986	2676	2772	1808
18	1704	1358	2161	2809	2708	2916	3756	3528	3499	2185	2531	1814
19	2267	1182	2172	2397	2801	3482	3921	3724	3138	2417	2349	1634
20	2615	1638	2532	2645	2567	3049	3956	3471	3021	2583	2972	1439
21	2426	1900	1807	2712	2813	2950	3668	3855	3645	2511	2942	1570
22	2224	1514	1912	2477	3199	2967	3167	3386	3157	2475	2513	1868
23	2417	1797	2170	2604	2799	2862	3237	3372	2987	3090	2710	2157
24	2224	1932	2073	3325	2743	2831	3590	3276	3082	2633	2703	2494
25	1629	1941	1939	3283	2850	2988	3751	3310	3732	2510	2642	2815
26	1984	2144	2174	2464	2690	3311	3953	3265	3101	2620	2721	2413
27	1849	2480	2552	2781	2709	3008	3575	3483	3081	2712	2773	2031
28	1908	2295	2326	2263	3009	2971	3581	3986	3163	2656	2619	2397
29	1958		2473	3105	3187	2988	3348	2893	3026	2710	2471	2652
30	2151		2277	2768	2737	3020	3906	2725	2925	3253	2467	2920
31	1892		2300		2685		4180	2645		2980		2466
Ukupno- Total	61790	54463	67781	80550	87869	89302	111871	113624	93280	86393	78962	67971
Prosje- Average	1993	1945	2186	2685	2834	2977	3609	3665	3109	2787	2632	2193
Godšnji prosjek (PGDS) - Annual average (AADT)												2724



**BROJANJE VOZILA NA MREŽI PUTEVA U REPUBLICI SRPSKOJ – 2015. GODINA**  
**VEHICLE COUNTING ON THE ROAD NETWORK OF THE REPUBLIC OF SRPSKA – YEAR 2015**

**STRUKTURA SAOBRAĆAJNOG TOKA**  
**TRAFFIC FLOW COMPOSITION**

Automatski brojač broj - Automatic counter number  
 Lokalizet - Location / Stacionaža - Mileage [km+m]  
 Broj puta - Road number / Dionica - Section

000033  
 Dušanovo / 5+478,00  
 M 19 / Konjević Polje - Milići

Mjesec - Month	Smjer - Direction	Dužina vozila - Vehicle length								Ukupno - Total
		< 5,5 m	(%)	5,5 - 12 m	(%)	12 - 16,5 m	(%)	< 16,5 m	(%)	
Januar - January	I	26595	87.5	3162	10.4	577	1.9	73	0.2	30407
	II	28022	89.3	2706	8.6	644	2.1	10	0.0	31383
	ukupno - total	54632	88.4	5854	9.5	1223	2.0	82	0.1	61790
Februar - February	I	23415	87.5	2784	10.4	508	1.9	64	0.2	26771
	II	24726	89.3	2388	8.6	569	2.1	9	0.0	27692
	ukupno - total	48153	88.4	5160	9.5	1078	2.0	72	0.1	54463
Mart - March	I	29284	87.5	3482	10.4	635	1.9	81	0.2	33482
	II	30626	89.3	2958	8.6	704	2.1	11	0.0	34299
	ukupno - total	59929	88.4	6422	9.5	1341	2.0	90	0.1	67781
April - April	I	34732	87.5	4129	10.4	754	1.9	96	0.2	39710
	II	36467	89.3	3522	8.6	839	2.1	13	0.0	40840
	ukupno - total	71218	88.4	7631	9.5	1594	2.0	107	0.1	80550
Maj - May	I	37536	87.5	4463	10.4	814	1.9	103	0.2	42916
	II	40139	89.3	3876	8.6	923	2.1	15	0.0	44953
	ukupno - total	77689	88.4	8325	9.5	1739	2.0	116	0.1	87869
Juni - June	I	39029	87.5	4640	10.4	847	1.9	107	0.2	44623
	II	39895	89.3	3853	8.6	917	2.1	14	0.0	44679
	ukupno - total	78956	88.4	8461	9.5	1767	2.0	118	0.1	89302
Juli - July	I	49144	87.5	5843	10.4	1066	1.9	135	0.2	56188
	II	49720	89.3	4802	8.6	1143	2.1	18	0.0	55683
	ukupno - total	98911	88.4	10599	9.5	2214	2.0	148	0.1	111871
Avgust - August	I	47931	87.5	5698	10.4	1040	1.9	132	0.2	54802
	II	52523	89.3	5072	8.6	1208	2.1	19	0.0	58822
	ukupno - total	100461	88.4	10765	9.5	2248	2.0	150	0.1	113624
Septembar - September	I	39481	87.5	4694	10.4	857	1.9	109	0.2	45141
	II	42984	89.3	4151	8.6	988	2.1	16	0.0	48139
	ukupno - total	82474	88.4	8837	9.5	1846	2.0	123	0.1	93280
Oktobar - October	I	36921	87.5	4389	10.4	801	1.9	102	0.2	42213
	II	39449	89.3	3810	8.6	907	2.1	14	0.0	44180
	ukupno - total	76384	88.4	8185	9.5	1709	2.0	114	0.1	86393
Novembar - November	I	33816	87.5	4020	10.4	734	1.9	93	0.2	38663
	II	35983	89.3	3475	8.6	827	2.1	13	0.0	40299
	ukupno - total	69814	88.4	7481	9.5	1562	2.0	104	0.1	78962
Decembar - December	I	29372	87.5	3492	10.4	637	1.9	81	0.2	33582
	II	30706	89.3	2965	8.6	706	2.1	11	0.0	34389
	ukupno - total	60097	88.4	6440	9.5	1345	2.0	90	0.1	67971
Ukupno (godišnje) - Total (annual)	I	427256	87.5	50796	10.4	9269	1.9	1176	0.2	488497
	II	451242	89.3	43577	8.6	10377	2.1	164	0.0	505359
	ukupno - total	878718	88.4	94159	9.5	19665	2.0	1315	0.1	993856
Prosjeak (PGDS) - Average (AADT)	I	1171	85.9	139	11.1	25	2.7	3	0.3	1338
	II	1236	86.6	119	10.4	28	3.0	0	0.0	1385
	ukupno - total	2407	88.4	258	9.5	54	2.0	4	0.1	2724

**BRONANJE VOZILA NA MREŽI PUTEVA U REPUBLICI SRPSKOJ – 2015. GODINA**  
**VEHICLE COUNTING ON THE ROAD NETWORK OF THE REPUBLIC OF SRPSKA – YEAR 2015**

**SAOBRAĆAJNI POKAZATELJI**

000033  
 Dušanovo / 5+478,00  
 M 19 / Konjević Polje - Milić

Automatski brojač broj  
 Lokalizet / Stacionaža [km+m]  
 Broj puta / Dionica

Mjesec	Smjer	minimalni čas		maksimalni čas		voz/h	datum/dan	voz/dan	minimalni dan		maksimalni dan		dnevni prosjek (05-21 h)	noćni prosjek (21-05 h)	prosjek radnim danom	prosjek vikendom	ljetni prosjek
		čas	voz/h	čas	voz/h				datum/dan	voz/dan	datum/dan	voz/dan					
Januar	I	7/srijeda	4	1	10/subota	12	130	545	7/srijeda	1282	20/utorak	1822	894	87	545	437	
	II	7/srijeda	5	0	3/subota	13	165	637	1/četrak	1333	20/utorak	1333	934	78	562	450	
	I+II	7/srijeda	5	2	3/subota	13	283	1213	7/srijeda	2615	20/utorak	1213	1828	165	1106	887	
Februar	I	8/nedelja	1	1	21/subota	9	121	595	19/četrak	1239	6/petak	1239	874	83	701	255	
	II	16/ponedeljak	3	0	2/petak	15	122	587	19/četrak	1280	27/petak	1280	915	73	713	276	
	I+II	12/četrak	3	3	6/petak	15	208	1182	19/četrak	2480	27/petak	2480	1789	156	1414	531	
Mart	I	28/subota	2	0	29/nedelja	17	113	881	21/subota	1308	13/petak	1308	990	90	786	295	
	II	4/srijeda	2	0	29/nedelja	16	140	926	21/subota	1326	20/petak	1326	1027	79	791	316	
	I+II	28/subota	2	0	20/petak	15	243	1807	21/subota	2552	27/petak	2552	169	169	1576	610	
April	I	21/utorak	1	1	24/petak	17	153	1098	12/nedelja	1683	25/subota	1683	1195	129	881	443	
	II	6/ponedeljak	3	0	3/petak	15	144	1118	12/nedelja	1656	24/petak	1656	1247	114	905	456	
	I+II	9/četrak	2	5	24/petak	17	267	2216	12/nedelja	3325	24/petak	3325	2441	244	1786	899	
Maj	I	29/petak	1	3	9/subota	15	167	1159	10/nedelja	1567	22/petak	1567	1227	157	899	485	
	II	6/srijeda	3	2	9/subota	9	174	1193	10/nedelja	1698	9/subota	1698	1308	142	939	511	
	I+II	15/petak	3	7	4/ponedeljak	15	267	2352	10/nedelja	3238	9/subota	3238	2535	299	1838	996	
Juni	I	2/utorak	1	3	19/petak	12	135	1287	2/utorak	1835	19/petak	1835	1293	194	1093	395	1487
	II	4/četrak	3	2	21/nedelja	14	175	1312	2/utorak	1715	12/petak	1715	1343	146	1079	411	1489
	I+II	1/ponedeljak	3	9	21/nedelja	14	274	2599	2/utorak	3483	12/petak	3483	2636	340	2172	805	2977
Juli	I	2/četrak	2	7	10/petak	17	419	1445	5/nedelja	2919	10/petak	2919	1534	278	1333	479	1812
	II	6/ponedeljak	2	2	10/petak	18	220	1473	4/subota	2648	10/petak	2648	1590	206	1319	477	1796
	I+II	1/srijeda	3	17	10/petak	17	635	2964	2/četrak	5567	10/petak	5567	3124	485	2652	956	3609
Avgust	I	31/ponedeljak	1	2	6/četrak	13	191	1274	31/ponedeljak	2315	14/petak	2315	1498	271	1200	568	1768
	II	6/četrak	2	5	14/petak	15	212	1371	31/ponedeljak	2383	14/petak	2383	1666	231	1281	616	1897
	I+II	31/ponedeljak	1	11	14/petak	18	347	2645	31/ponedeljak	4698	14/petak	4698	3163	502	2481	1184	3665
Septembar	I	15/utorak	1	3	21/ponedeljak	17	178	1298	1/utorak	1879	21/ponedeljak	1879	1350	155	1124	381	1505
	II	14/ponedeljak	4	2	25/petak	15	184	1302	1/utorak	1984	11/petak	1984	1463	142	1179	426	1604
	I+II	16/srijeda	3	8	25/petak	15	322	2600	1/utorak	3796	11/petak	3796	2813	297	2302	807	3109
Oktobar	I	29/četrak	2	1	28/srijeda	16	161	1059	18/nedelja	1667	9/petak	1667	1234	128	974	388	
	II	25/nedelja	4	0	9/petak	16	158	1126	18/nedelja	1727	2/petak	1727	1307	119	1012	413	
	I+II	8/četrak	3	7	11/nedelja	16	284	2185	18/nedelja	3376	9/petak	3376	2540	247	1986	801	
Novembar	I	16/ponedeljak	0	1	5/četrak	15	156	1126	22/nedelja	1507	20/petak	1507	1179	110	909	380	
	II	5/četrak	2	2	16/ponedeljak	15	278	1172	19/četrak	1516	13/petak	1516	1241	102	939	404	
	I+II	5/četrak	3	6	6/petak	15	255	2349	19/četrak	2972	20/petak	2972	2420	212	1848	784	
Decembar	I	17/četrak	1	0	4/petak	15	133	694	20/nedelja	1441	30/srijeda	1441	995	88	830	253	
	II	9/srijeda	3	0	25/petak	14	130	745	20/nedelja	1479	30/srijeda	1479	1022	88	847	262	
	I+II	13/nedelja	3	4	30/srijeda	13	250	1439	20/nedelja	2920	30/srijeda	2920	2017	176	1678	515	
Godina	I	28.3/subota	2	0	10.7/petak	17	419	545	7.1/srijeda	2919	10.7/petak	2919	1190	148	1363	1285	1646
	II	7.1/srijeda	5	0	10.7/petak	18	220	587	19.2/četrak	2648	10.7/petak	2648	1257	127	1398	1354	1699
	I+II	28.3/subota	2	0	10.7/petak	17	635	1182	19.2/četrak	5567	10.7/petak	5567	2448	275	2761	2639	3345

**BROJANJE VOZILA NA MREŽI PUTEVA U REPUBLICI SRPSKOJ – 2015. GODINA**  
**VEHICLE COUNTING ON THE ROAD NETWORK OF THE REPUBLIC OF SRPSKA – YEAR 2015**

**TRAFFIC PARAMETERS**

Automatic counter number  
 Location / Mileage [km+m]  
 Road number / Section

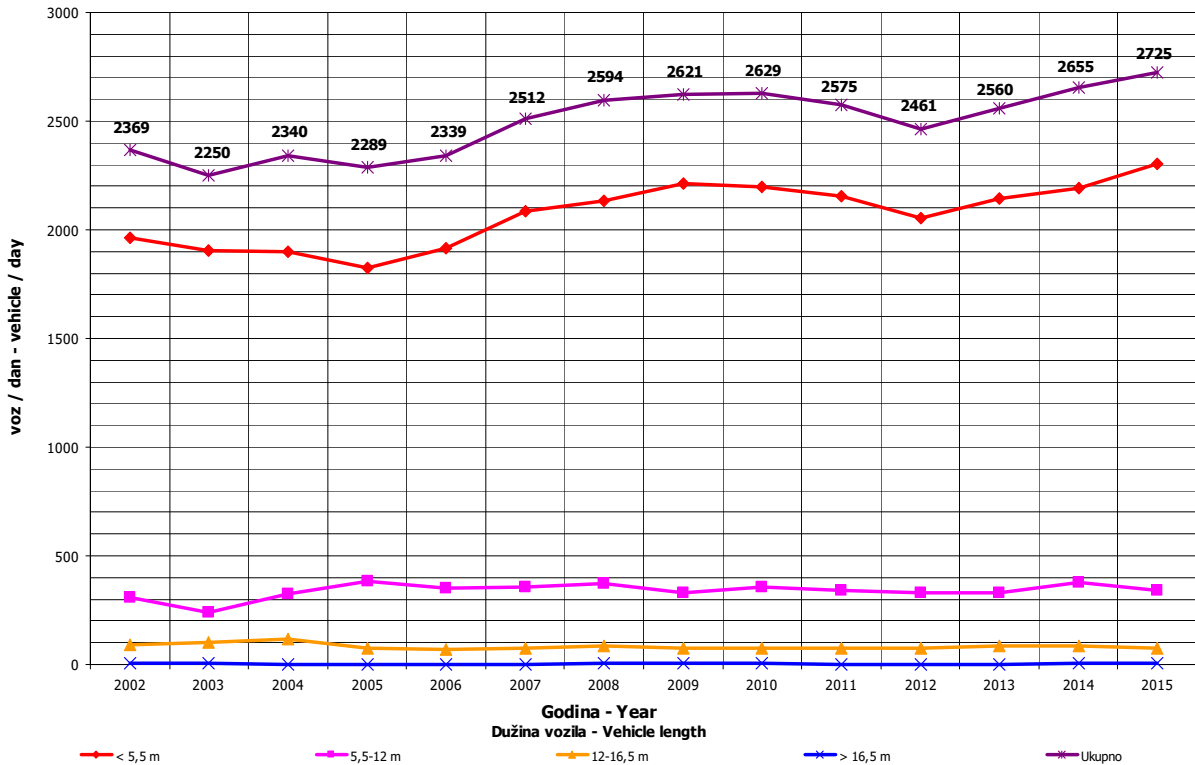
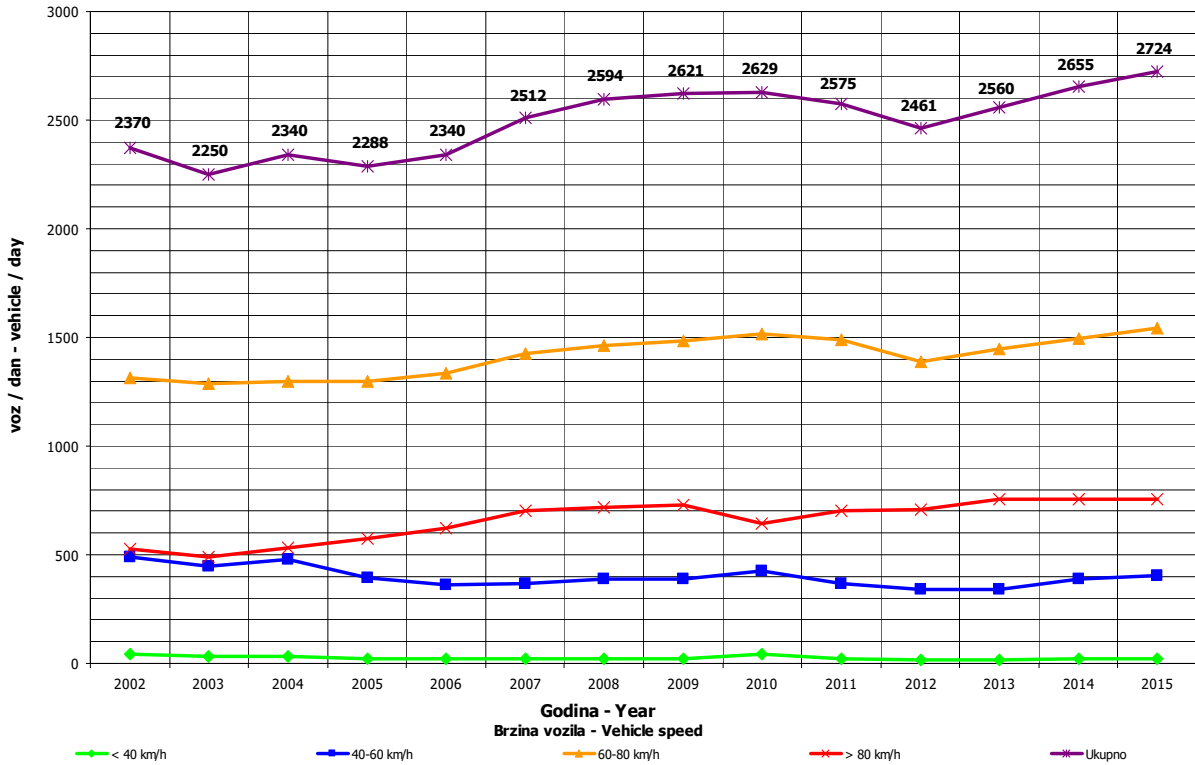
000033  
 Dušanovo / 5+478,00  
 M 19 / Konjević Polje - Milić

Month	Direction	minimum hour		maximum hour		veh/h	minimum day		maximum day		day time average (5-21 h)	night average (21-05 h)	working day average	weekend average	summer average
		date/day	hour	date/day	hour		date/day	veh/day	date/day	veh/day					
January	I	7/Wednesday	4	10/Saturday	12	130	7/Wednesday	545	20/Tuesday	1282	894	87	545	437	
	II	7/Wednesday	5	3/Saturday	13	165	1/Thursday	637	20/Tuesday	1333	934	78	562	450	
	I+II	7/Wednesday	5	3/Saturday	13	283	7/Wednesday	1213	20/Tuesday	2615	1828	165	1106	887	
February	I	8/Sunday	1	21/Saturday	9	121	19/Thursday	595	6/Friday	1239	874	83	701	255	
	II	16/Monday	3	27/Friday	15	122	19/Thursday	587	27/Friday	1280	915	73	713	276	
	I+II	12/Thursday	3	6/Friday	15	208	19/Thursday	1182	27/Friday	2480	1789	156	1414	531	
March	I	28/Saturday	2	29/Sunday	17	113	21/Saturday	881	13/Friday	1308	990	90	786	295	
	II	4/Wednesday	2	29/Sunday	16	140	21/Saturday	926	20/Friday	1326	1027	79	791	316	
	I+II	28/Saturday	2	20/Friday	15	243	21/Saturday	1807	27/Friday	2552	2017	169	1576	610	
April	I	21/Tuesday	1	24/Friday	17	153	12/Sunday	1098	25/Saturday	1683	1195	129	881	443	
	II	6/Monday	3	3/Friday	15	144	12/Sunday	1118	24/Friday	1656	1247	114	905	456	
	I+II	9/Thursday	2	24/Friday	17	267	12/Sunday	2216	24/Friday	3325	2441	244	1786	899	
May	I	29/Friday	1	9/Saturday	15	167	10/Sunday	1159	22/Friday	1567	1227	157	899	485	
	II	6/Wednesday	3	9/Saturday	9	174	10/Sunday	1193	9/Saturday	1698	1308	142	939	511	
	I+II	15/Friday	3	4/Monday	9	267	10/Sunday	2352	9/Saturday	3238	2535	299	1838	996	
June	I	2/Tuesday	1	19/Friday	12	135	2/Thursday	1287	19/Friday	1835	1293	194	1093	395	1487
	II	4/Thursday	3	21/Sunday	14	175	2/Thursday	1312	12/Friday	1715	1343	146	1079	411	1489
	I+II	1/Monday	3	21/Sunday	14	274	2/Thursday	2599	12/Friday	3483	2636	340	2172	805	2977
July	I	2/Thursday	2	10/Friday	17	419	5/Sunday	1445	10/Friday	2919	1534	278	1333	479	1812
	II	6/Monday	2	10/Friday	18	220	4/Saturday	1473	10/Friday	2648	1590	206	1319	477	1796
	I+II	1/Wednesday	3	10/Friday	17	635	2/Thursday	2964	10/Friday	5567	3124	485	2652	956	3609
August	I	31/Monday	1	6/Thursday	13	191	31/Monday	1274	14/Friday	2315	1498	271	1200	568	1768
	II	6/Thursday	2	14/Friday	15	212	31/Monday	1371	14/Friday	2383	1666	231	1281	616	1897
	I+II	31/Monday	1	14/Friday	18	347	31/Monday	2645	14/Friday	4698	3163	502	2481	1184	3665
September	I	15/Thursday	1	21/Monday	17	178	1/Thursday	1298	21/Monday	1879	1350	155	1124	381	1505
	II	14/Monday	4	25/Friday	15	184	1/Thursday	1302	11/Friday	1984	1463	142	1179	426	1604
	I+II	16/Wednesday	3	25/Friday	15	322	1/Thursday	2600	11/Friday	3796	2813	297	2302	807	3109
October	I	29/Thursday	2	28/Wednesday	16	161	18/Sunday	1059	9/Friday	1667	1234	128	974	388	
	II	29/Sunday	4	9/Friday	16	158	18/Sunday	1126	2/Friday	1727	1307	119	1012	413	
	I+II	8/Thursday	3	11/Sunday	16	284	18/Sunday	2185	9/Friday	3376	2540	247	1986	801	
November	I	16/Monday	0	5/Thursday	15	156	22/Sunday	1126	20/Friday	1507	1179	110	909	380	
	II	5/Thursday	2	16/Monday	15	155	19/Thursday	1172	13/Friday	1516	1241	102	939	404	
	I+II	5/Thursday	3	6/Friday	15	278	19/Thursday	2349	20/Friday	2972	2420	212	1848	784	
December	I	17/Thursday	1	4/Friday	15	133	20/Sunday	694	30/Wednesday	1441	995	88	830	253	
	II	9/Wednesday	3	5/Friday	14	130	20/Sunday	745	30/Wednesday	1479	1022	88	847	262	
	I+II	13/Sunday	3	30/Wednesday	13	250	20/Sunday	1439	30/Wednesday	2920	2017	176	1678	515	
Year	I	28.3./Saturday	2	0	17	419	7.1./Wednesday	545	10.7./Friday	2919	1190	148	1363	1285	1646
	II	7.1./Wednesday	5	0	18	220	19.2./Thursday	587	10.7./Friday	2648	1257	127	1398	1354	1699
	I+II	28.3./Saturday	2	0	17	635	19.2./Thursday	1182	10.7./Friday	5567	2448	275	2761	2639	3345

## GODIŠNJA NERAVNOMJERNOST SAOBRAĆAJNOG TOKA TRAFFIC FLOW ANNUAL VARIATION

Automatski brojač broj - Automatic counter number  
 Lokalizet - Location / Stacionaža - Mileage [km+m]  
 Broj puta - Road number / Dionica - Section

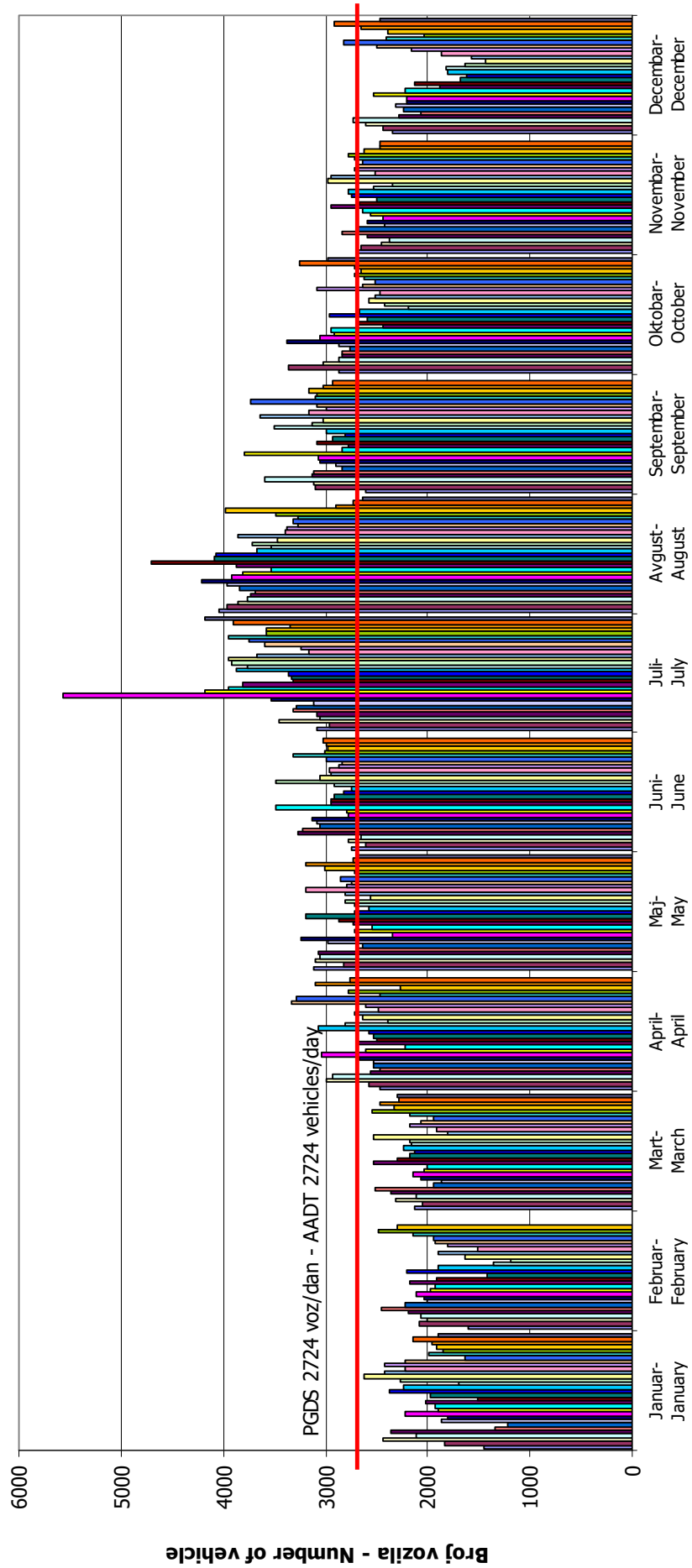
000033  
 Dušanovo / 5+478,00  
 M 19 / Konjević Polje - Milići



**DNEVNA NERAVNOMJERNOST SAOBRAĆAJNOG TOKA  
 TRAFFIC FLOW DAILY VARIATION**

Automatski brojač broj - Automatic counter number  
 Lokalityet - Location / Stacionaža - Mileage [km+tm]  
 Broj puta - Road number/ Dionica - Section

000033  
 Dušanovo / 5+478,00  
 M 19 / Konjević Polje - Milići

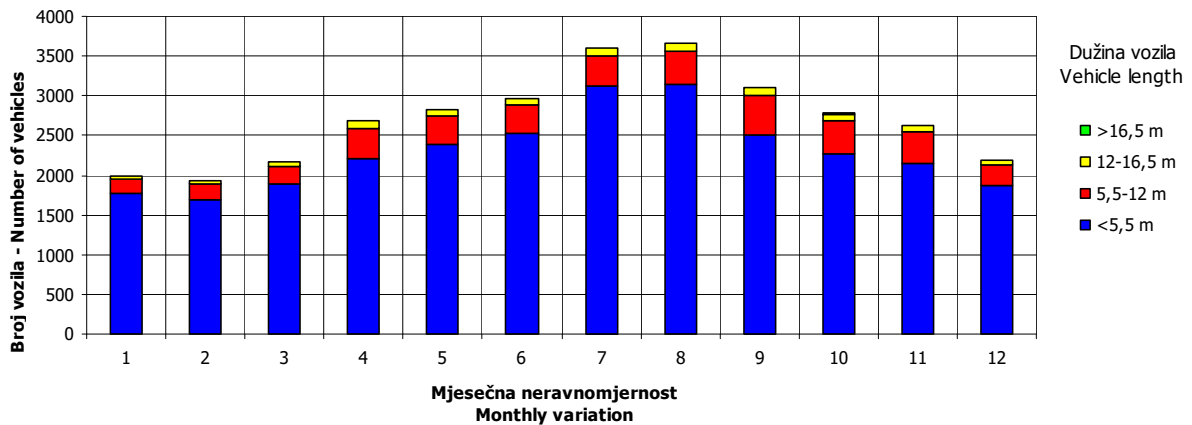
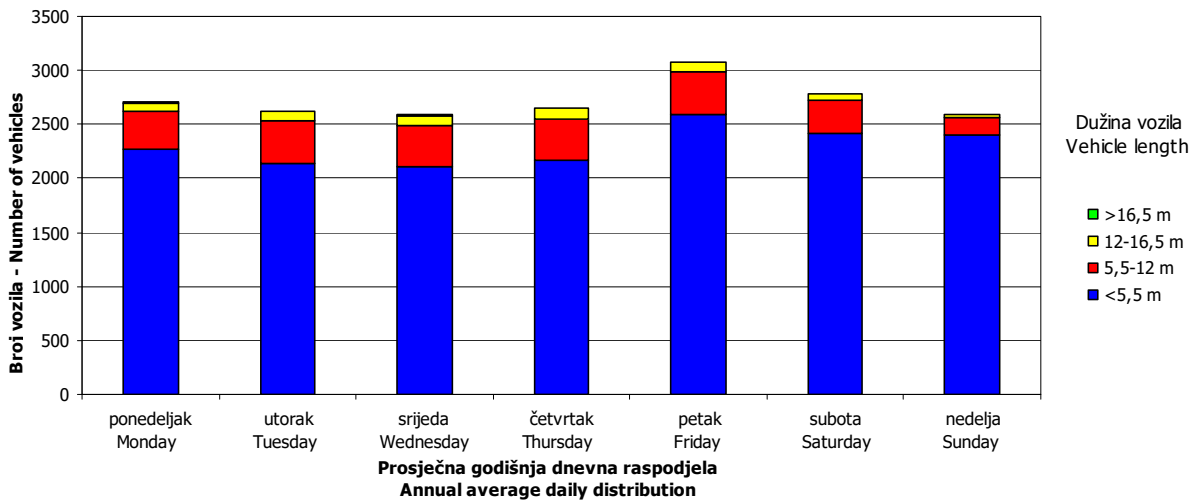
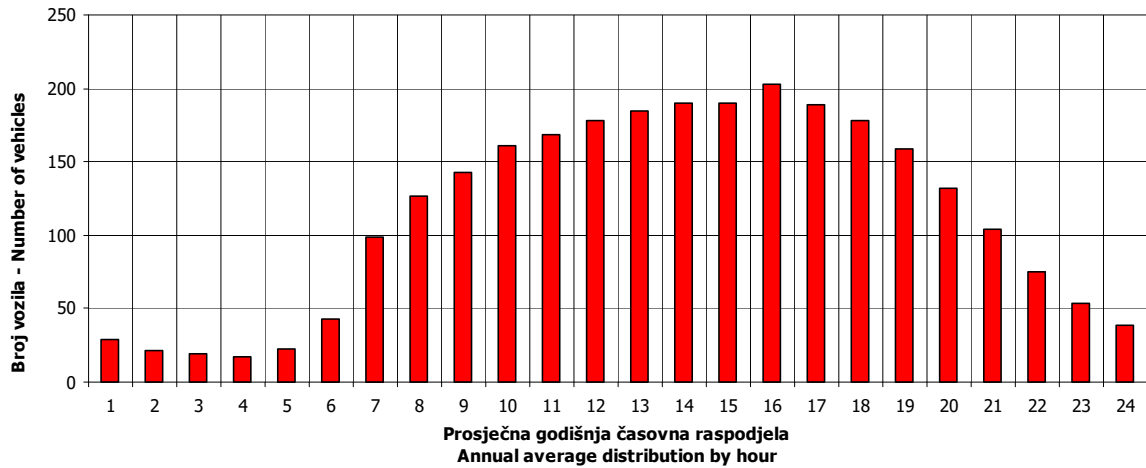


**VREMENSKA RASPODJELA SAOBRAĆAJNOG TOKA**  
**TRAFFIC FLOW TIME DISTRIBUTION**

Automatski brojač broj - Automatic counter number  
 Lokalizet - Location / Stacionaža - Mileage [km+m]  
 Broj puta - Road number / Dionica - Section

000033  
 Dušanovo / 5+478,00  
 M 19 / Konjević Polje - Milići

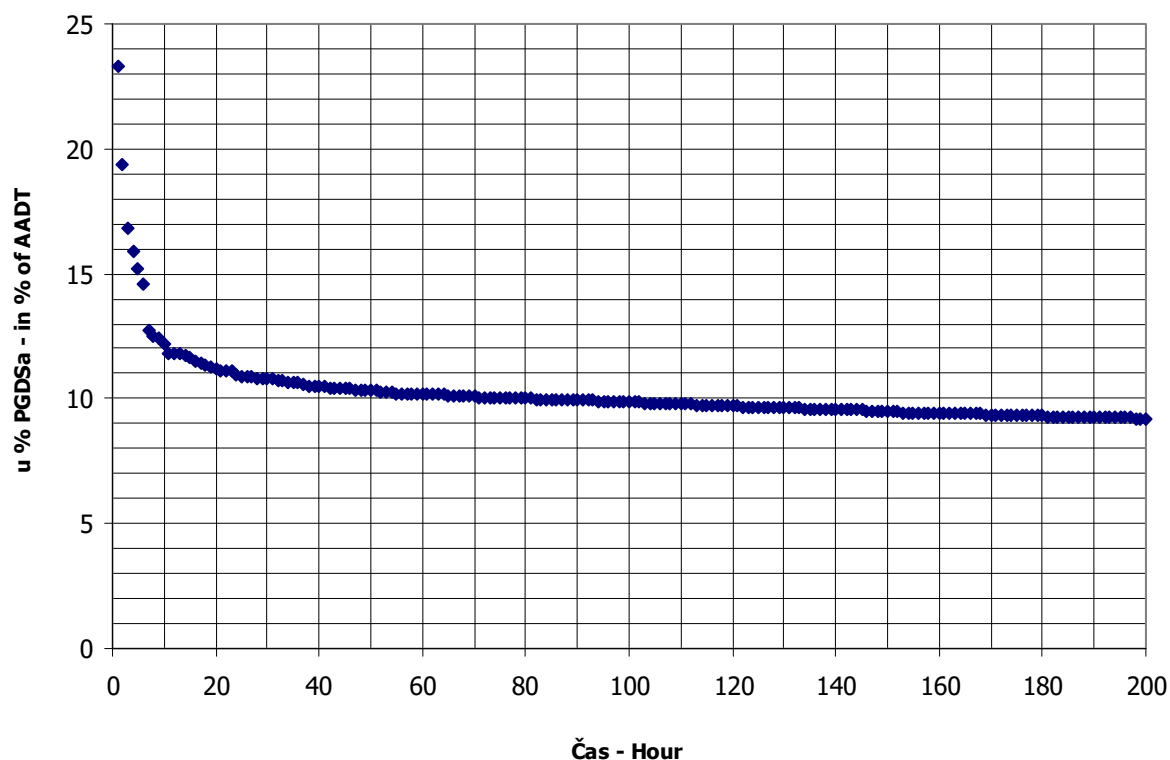
**PGDS 2724 voz/dan    AADT 2724 veh/day**



## SATNA DISTRIBUCIJA SAOBRAĆAJNOG TOKA TRAFFIC FLOW HOURLY DISTRIBUTION

Automatski brojač broj - Automatic counter number      000033  
 Lokalitet - Location / Stacionaža - Mileage [km+m]      Dušanovo / 5+478,00  
 Broj puta - Road number / Dionica - Section              M 19 / Konjević Polje - Milići

<b>PGDS - AADT</b>	<b>2724 voz/dan - veh/day</b>							
Čas - Hour	Maksimalni vršni sat - Maximum peak hour	10	20	30	40	50	100	200
Sat u danu - Hour of day	17	18	18	13	17	13	17	19
Sat u godini - Hour in year	4577	5082	5298	5053	6425	5317	5753	4795
Dan - Day of week	petak-Friday	petak-Friday	nedelja-Sunday	četvrtak-Thursday	petak-Friday	ponedeljak-Monday	petak-Friday	nedelja-Sunday
Datum - Date	10	31	9	30	25	10	28	19
Mjesec - Month	juli-July	juli-July	avgust-August	juli-July	septembar-September	avgust-August	avgust-August	juli-July
Vrijednost - Value	635	322	303	294	285	281	268	251
% - percent	23.31	11.82	11.12	10.79	10.46	10.32	9.84	9.21



**BROJANJE VOZILA NA MREŽI PUTEVA U REPUBLICI SRPSKOJ – 2015. GODINA**  
**VEHICLE COUNTING ON THE ROAD NETWORK OF THE REPUBLIC OF SRPSKA – YEAR 2015**

**MJESEČNI BROJ VOZILA**  
**MONTHLY NUMBER OF VEHICLES**

Automatski brojač broj - Automatic counter number  
 Lokalitet - Location / Stacionaža - Mileage [km+m]  
 Broj puta - Road number / Dionica - Section

000034  
 Žljebovi / 15+302,00  
 M 19 / Han Pijesak 2 - Sokolac

	Mjesec - Month											
	Januar- January	Februar- February	Mart- March	April- April	Maj- May	Jun- June	Jul- July	August- August	Septembar- September	Oktobar- October	Novembar- November	Decembar- December
1	1160	1208	1495	1458	1999	1742	2244	2838	1762	1755	2086	1433
2	1487	1294	1333	1617	1817	1671	1981	3007	1876	2164	1719	1398
3	1771	1365	1433	1952	2336	1697	2265	2583	1945	1901	1455	1548
4	641	1338	1367	1775	1987	1837	2266	2496	2289	2271	1446	1864
5	777	1437	1484	1790	2062	2125	2269	2310	2152	1884	1675	1569
6	1322	1657	1685	1513	1689	1957	2062	2332	2309	1684	1897	1513
7	1517	1553	1372	1514	1761	2053	2033	2657	1812	1692	1720	1495
8	1395	1525	1364	1542	2006	1756	1934	2790	1773	1907	1669	1466
9	1429	1345	1279	1643	2013	1777	2084	3593	1843	2204	1647	1329
10	1762	1319	1291	1887	1747	1815	2781	2751	2062	2053	1559	1342
11	1177	1183	1237	1844	1723	1839	3454	2579	2314	2223	1542	1699
12	1205	1526	1309	1780	1663	2192	2541	2393	2028	1905	1722	1393
13	1350	1491	1544	1632	1684	2174	2361	2381	2134	1524	1962	1295
14	1350	1415	1285	1450	1765	2198	2258	2717	1838	1427	1766	1256
15	1396	1123	1464	1582	1933	1989	2276	3001	1883	1562	1812	1516
16	1600	1409	1350	1700	1557	1853	2323	3179	1738	1956	1699	1335
17	1709	1259	1392	1950	1669	1818	2685	2500	1841	1670	1682	1400
18	1695	1042	1258	1859	1713	1963	2764	2322	2227	1551	1764	1549
19	1541	1473	1302	1740	1580	2349	3032	2510	2140	1528	1715	1325
20	1410	1642	1418	1580	1384	2224	2454	2491	2145	1448	1999	1229
21	1183	1686	1090	1687	1599	2402	2138	2625	2315	1497	2158	979
22	1316	1262	1207	1652	2019	1919	2186	2494	2047	1677	1885	1155
23	1472	1113	1383	1608	1836	1860	2179	2741	1956	2023	1714	1389
24	1559	1159	1232	2324	1904	1975	2636	2169	1961	1799	1751	1580
25	895	1222	1269	2163	1636	2043	3006	2067	2431	1860	1658	1798
26	1082	1465	1372	1810	1747	2292	2969	2124	2141	1657	1663	1589
27	733	1667	1599	1856	1589	2051	2417	2290	2373	1621	1779	1340
28	1277	1586	1467	1955	1800	3038	2284	2518	1881	1746	1591	1477
29	1249		1751	2087	2247	2078	2206	2335	1863	1838	1818	1588
30	1413		1335	1786	1817	2010	2504	2461	1860	2199	1538	1841
31	1280		1458		1891		2796	1916		1992		1520
Ukupno- Total	41153	38764	42825	52736	56173	60697	75388	79170	60939	56218	52091	45210
Prosjek- Average	1328	1384	1381	1758	1812	2023	2432	2554	2031	1813	1736	1458
Godšnji prosjek (PGDS) - Annual average (AADT)												1810



**BROJANJE VOZILA NA MREŽI PUTEVA U REPUBLICI SRPSKOJ – 2015. GODINA**  
**VEHICLE COUNTING ON THE ROAD NETWORK OF THE REPUBLIC OF SRPSKA – YEAR 2015**

**STRUKTURA SAOBRAĆAJNOG TOKA**  
**TRAFFIC FLOW COMPOSITION**

Automatski brojač broj - Automatic counter number  
 Lokalizet - Location / Stacionaža - Mileage [km+m]  
 Broj puta - Road number / Dionica - Section

000034  
 Žljebovi / 15+302,00  
 M 19 / Han Pijesak 2 - Sokolac

Mjesec - Month	Smjer - Direction	Dužina vozila - Vehicle length								Ukupno - Total
		< 5,5 m	(%)	5,5 - 12 m	(%)	12 - 16,5 m	(%)	< 16,5 m	(%)	
Januar - January	I	18131	87.5	2156	10.4	393	1.9	50	0.2	20730
	II	18236	89.3	1761	8.6	419	2.1	7	0.0	20423
	ukupno - total	36385	88.4	3899	9.5	814	2.0	54	0.1	41153
Februar - February	I	17407	87.5	2070	10.4	378	1.9	48	0.2	19903
	II	16842	89.3	1626	8.6	387	2.1	6	0.0	18861
	ukupno - total	34273	88.4	3673	9.5	767	2.0	51	0.1	38764
Mart - March	I	18775	87.5	2232	10.4	407	1.9	52	0.2	21466
	II	19072	89.3	1842	8.6	439	2.1	7	0.0	21359
	ukupno - total	37864	88.4	4057	9.5	847	2.0	57	0.1	42825
April - April	I	23314	87.5	2772	10.4	506	1.9	64	0.2	26656
	II	23287	89.3	2249	8.6	536	2.1	8	0.0	26080
	ukupno - total	46627	88.4	4996	9.5	1043	2.0	70	0.1	52736
Maj - May	I	24771	87.5	2945	10.4	537	1.9	68	0.2	28321
	II	24869	89.3	2402	8.6	572	2.1	9	0.0	27852
	ukupno - total	49665	88.4	5322	9.5	1111	2.0	74	0.1	56173
Juni - June	I	27271	87.5	3242	10.4	592	1.9	75	0.2	31179
	II	26357	89.3	2545	8.6	606	2.1	10	0.0	29518
	ukupno - total	53665	88.4	5750	9.5	1201	2.0	80	0.1	60697
Juli - July	I	34143	87.5	4059	10.4	741	1.9	94	0.2	39037
	II	32458	89.3	3134	8.6	746	2.1	12	0.0	36351
	ukupno - total	66654	88.4	7142	9.5	1492	2.0	100	0.1	75388
Avgust - August	I	34088	87.5	4053	10.4	740	1.9	94	0.2	38974
	II	35892	89.3	3466	8.6	825	2.1	13	0.0	40196
	ukupno - total	69998	88.4	7501	9.5	1566	2.0	105	0.1	79170
Septembar - September	I	26448	87.5	3144	10.4	574	1.9	73	0.2	30239
	II	27412	89.3	2647	8.6	630	2.1	10	0.0	30700
	ukupno - total	53879	88.4	5773	9.5	1206	2.0	81	0.1	60939
Oktobar - October	I	24800	87.5	2948	10.4	538	1.9	68	0.2	28355
	II	24879	89.3	2403	8.6	572	2.1	9	0.0	27863
	ukupno - total	49705	88.4	5326	9.5	1112	2.0	74	0.1	56218
Novembar - November	I	22950	87.5	2728	10.4	498	1.9	63	0.2	26239
	II	23083	89.3	2229	8.6	531	2.1	8	0.0	25852
	ukupno - total	46056	88.4	4935	9.5	1031	2.0	69	0.1	52091
Decembar - December	I	20370	87.5	2422	10.4	442	1.9	56	0.2	23290
	II	19573	89.3	1890	8.6	450	2.1	7	0.0	21920
	ukupno - total	39972	88.4	4283	9.5	895	2.0	60	0.1	45210
Ukupno (godišnje) - Total (annual)	I	292469	87.5	34771	10.4	6345	1.9	805	0.2	334390
	II	291960	89.3	28195	8.6	6714	2.1	106	0.0	326974
	ukupno - total	584745	88.4	62658	9.5	13086	2.0	875	0.1	661364
Prosjeak (PGDS) - Average (AADT)	I	801	85.9	95	11.1	17	2.7	2	0.3	916
	II	800	86.6	77	10.4	18	3.0	0	0.0	896
	ukupno - total	1602	88.5	172	9.5	36	2.0	2	0.1	1810

**BRONANJE VOZILA NA MREŽI PUTEVA U REPUBLICI SRPSKOJ – 2015. GODINA**  
**VEHICLE COUNTING ON THE ROAD NETWORK OF THE REPUBLIC OF SRPSKA – YEAR 2015**

**SAOBRAĆAJNI POKAZATELJI**

000034  
 Zljebovi / 15+302,00  
 M 19 / Han Pijesak 2 - Sokolac

Automatski brojač broj  
 Lokalizet / Stacionaža [km+m]  
 Broj puta / Dionica

Mjesec	Smjer	minimalni čas		maksimalni čas		voz/h	datum/dan	voz/dan	datum/dan	voz/dan	dnevni prosjek (05-21 h)	noćni prosjek (21-05 h)	prosjek radnim danom	prosjek vikendom	ljetni prosjek
		čas	voz/h	čas	voz/h										
Januar	I	6/utorak	0	0	3/subota	14	115	309	4/nedjelja	905	604	64	335	333	
	II	5/ponedjeljak	2	0	3/subota	12	130	332	4/nedjelja	945	608	51	323	336	
	I+II	6/utorak	3	2	3/subota	12	244	641	4/nedjelja	1771	1212	115	658	669	
Februar	I	9/ponedjeljak	2	0	8/nedjelja	14	75	592	24/utorak	826	641	69	501	209	
	II	16/ponedjeljak	2	0	21/subota	11	92	385	18/srijeda	860	619	55	477	196	
	I+II	9/ponedjeljak	2	2	8/nedjelja	17	157	1042	18/srijeda	1686	1260	124	979	406	
Mart	I	16/ponedjeljak	1	0	15/nedjelja	16	84	512	21/subota	849	621	71	497	195	
	II	2/ponedjeljak	4	0	29/nedjelja	15	91	578	21/subota	902	634	55	482	208	
	I+II	28/subota	2	0	15/nedjelja	16	165	1090	21/subota	1751	1255	126	978	403	
April	I	8/srijeda	2	1	28/utorak	18	144	737	14/utorak	1217	787	101	579	310	
	II	20/ponedjeljak	3	0	24/petak	16	96	713	14/utorak	1107	792	78	570	300	
	I+II	15/srijeda	3	2	24/petak	16	185	1450	14/utorak	2324	1579	179	1149	609	
Maj	I	5/utorak	4	2	3/nedjelja	19	112	703	20/srijeda	1172	797	117	586	328	
	II	5/utorak	3	1	29/petak	17	111	681	20/srijeda	1177	805	93	562	336	
	I+II	6/srijeda	3	4	3/nedjelja	18	184	1384	20/srijeda	2336	1602	210	1148	664	
Juni	I	1/ponedjeljak	2	3	16/utorak	13	125	846	3/srijeda	1490	896	143	736	303	1039
	II	30/utorak	3	0	21/nedjelja	11	154	799	8/ponedjeljak	1548	883	102	684	301	984
	I+II	2/utorak	2	7	28/nedjelja	19	251	1671	2/utorak	3038	1778	245	1420	603	2023
Juli	I	3/petak	2	4	11/subota	2	200	976	8/srijeda	1817	1052	208	884	376	1260
	II	1/srijeda	2	2	11/subota	8	173	943	2/četvrtak	1637	1037	135	828	344	1172
	I+II	3/petak	2	12	11/subota	17	268	1934	8/srijeda	3454	2089	343	1712	719	2432
Avgust	I	30/nedjelja	3	4	9/nedjelja	19	145	964	25/utorak	1746	1041	216	813	444	1257
	II	31/ponedjeljak	4	4	9/nedjelja	17	167	890	31/ponedjeljak	1847	1133	164	824	473	1297
	I+II	24/ponedjeljak	3	13	9/nedjelja	19	304	1916	31/ponedjeljak	3593	2174	380	1636	917	2554
Septembar	I	28/ponedjeljak	1	0	27/nedjelja	18	160	838	8/utorak	1256	895	113	729	279	1008
	II	14/ponedjeljak	2	1	25/petak	16	126	861	16/srijeda	1256	933	90	722	302	1023
	I+II	17/četvrtak	2	4	27/nedjelja	18	236	1738	16/srijeda	2431	1828	204	1451	581	2031
Oktobar	I	14/srijeda	2	0	4/nedjelja	17	156	732	14/srijeda	1170	816	98	639	275	
	II	8/četvrtak	3	0	30/petak	16	114	574	13/utorak	1134	820	79	616	283	
	I+II	14/srijeda	2	1	4/nedjelja	17	241	1427	14/srijeda	2271	1636	178	1255	559	
Novembar	I	16/ponedjeljak	1	0	1/nedjelja	15	130	716	3/utorak	1094	788	86	596	278	
	II	4/srijeda	2	0	22/nedjelja	13	116	708	4/srijeda	1064	790	72	590	272	
	I+II	4/srijeda	2	1	1/nedjelja	15	225	1446	4/srijeda	2158	1578	158	1186	550	
Decembar	I	1/utorak	2	0	18/petak	16	96	529	21/ponedjeljak	940	675	76	561	190	
	II	9/srijeda	1	0	4/petak	15	96	450	21/ponedjeljak	974	646	61	534	173	
	I+II	9/srijeda	1	2	4/petak	15	170	979	21/ponedjeljak	1864	1321	138	1095	363	
Godina	I	6.1/utorak	0	0	11.7/subota	19	200	309	4.1/nedjelja	1817	802	114	901	950	1143
	II	5.1/ponedjeljak	2	0	11.7/subota	8	173	332	4.1/nedjelja	1847	809	87	871	951	1121
	I+II	28.3/subota	2	0	9.8/nedjelja	19	304	641	4.1/nedjelja	3593	1611	201	1772	1901	2264

**BROJANJE VOZILA NA MREŽI PUTEVA U REPUBLICI SRPSKOJ – 2015. GODINA**  
**VEHICLE COUNTING ON THE ROAD NETWORK OF THE REPUBLIC OF SRPSKA – YEAR 2015**

**TRAFFIC PARAMETERS**

000034

Zijebovi / 15+302,00

M 19 / Han Pjesak 2 - Sokolac

Automatic counter number

Location / Mileage [km+m]

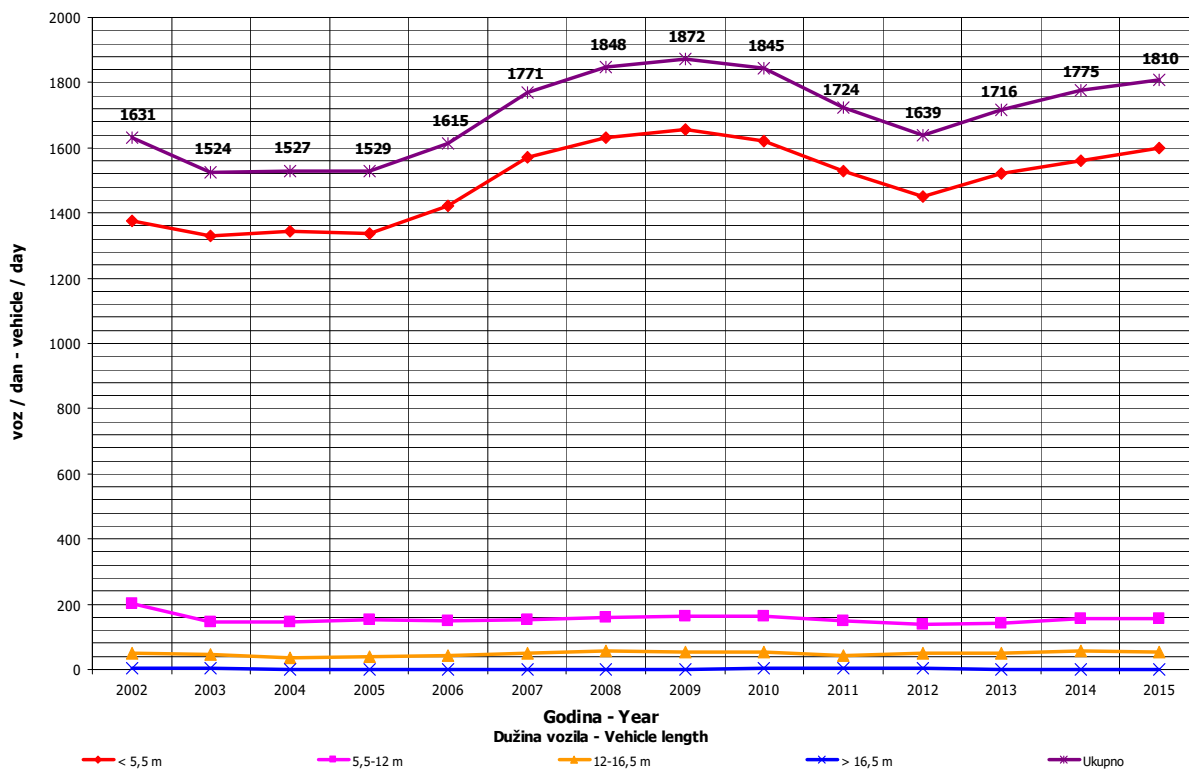
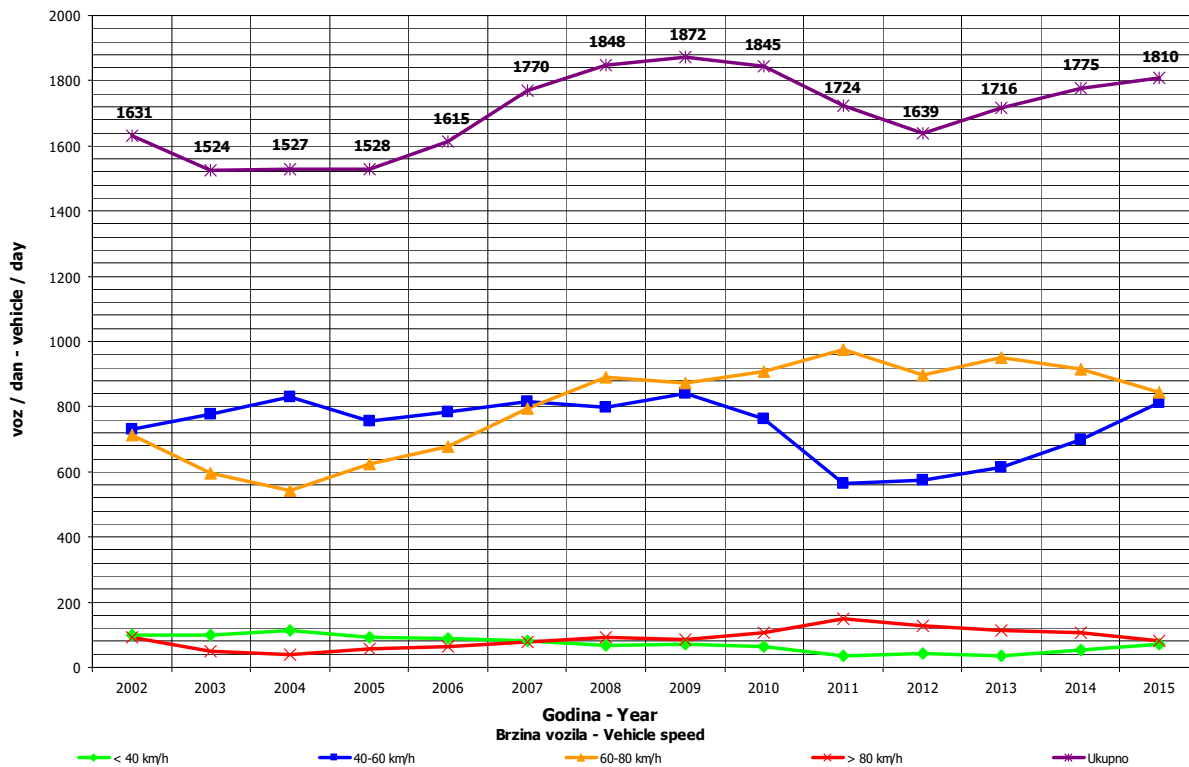
Road number / Section

Month	Direction	minimum hour		maximum hour		veh/h	veh/day	minimum day		maximum day		day time average (5-21 h)	night average (21-05 h)	working day average	weekend average	summer average
		date/day	hour	date/day	hour			date/day	date/day	veh/day	veh/day					
January	I	6/Tuesday	0	3/Saturday	14	115	309	4/Sunday	905	10/Saturday	945	604	64	335	333	
	II	5/Monday	2	3/Saturday	12	130	332	4/Sunday	945	17/Saturday	945	608	51	323	336	
	I+II	6/Tuesday	3	3/Saturday	12	244	641	4/Sunday	1771	3/Saturday	1771	1212	115	658	669	
February	I	9/Monday	2	8/Sunday	14	75	592	24/Tuesday	826	21/Saturday	826	641	69	501	209	
	II	16/Monday	2	21/Saturday	11	92	385	18/Wednesday	1042	21/Saturday	860	619	55	477	196	
	I+II	9/Monday	2	8/Sunday	17	157	1042	18/Wednesday	1686	21/Saturday	1686	1260	124	979	406	
March	I	16/Monday	1	15/Sunday	16	84	512	21/Saturday	849	29/Sunday	849	621	71	497	195	
	II	2/Monday	4	29/Sunday	15	91	578	21/Saturday	902	29/Sunday	902	634	55	482	208	
	I+II	28/Saturday	2	15/Sunday	16	165	1090	21/Saturday	1751	29/Sunday	1751	1255	126	978	403	
April	I	8/Wednesday	2	28/Tuesday	18	144	737	14/Tuesday	1217	24/Friday	1217	787	101	579	310	
	II	20/Monday	3	24/Friday	16	96	713	14/Tuesday	1107	24/Friday	1107	792	78	570	300	
	I+II	15/Wednesday	3	24/Friday	19	112	1450	14/Tuesday	2324	24/Friday	2324	1579	179	1149	609	
May	I	3/Sunday	4	3/Sunday	19	112	703	20/Wednesday	1172	3/Sunday	1172	797	117	586	328	
	II	5/Tuesday	3	29/Friday	17	111	681	20/Wednesday	1177	29/Friday	1177	805	93	562	336	
	I+II	6/Wednesday	3	3/Sunday	18	184	1384	20/Wednesday	2336	3/Sunday	2336	1602	210	1148	664	
June	I	1/Monday	2	16/Tuesday	13	125	846	3/Wednesday	1490	28/Sunday	1490	896	143	736	303	1039
	II	30/Tuesday	3	21/Sunday	11	154	799	8/Monday	1548	28/Sunday	1548	883	102	684	301	984
	I+II	2/Tuesday	2	28/Sunday	19	251	1671	2/Tuesday	3038	28/Sunday	3038	1778	245	1420	603	2023
July	I	3/Friday	2	11/Saturday	19	200	976	8/Wednesday	1817	11/Saturday	1817	1052	208	884	376	1260
	II	1/Wednesday	2	11/Saturday	8	173	943	2/Thursday	1637	11/Saturday	1637	1037	135	828	344	1172
	I+II	3/Friday	2	11/Saturday	17	268	1934	8/Wednesday	3454	11/Saturday	3454	2089	343	1712	719	2432
August	I	30/Sunday	3	9/Sunday	19	145	964	25/Tuesday	1746	9/Sunday	1746	1041	216	813	444	1257
	II	31/Monday	4	9/Sunday	17	167	890	31/Monday	1847	9/Sunday	1847	1133	164	824	473	1297
	I+II	24/Monday	3	9/Sunday	19	304	1916	31/Monday	3593	9/Sunday	3593	2174	380	1636	917	2554
September	I	28/Monday	1	27/Sunday	18	160	838	8/Tuesday	1256	21/Monday	1256	895	113	729	279	1008
	II	14/Monday	2	25/Friday	16	126	861	16/Wednesday	1256	25/Friday	1256	933	90	722	302	1023
	I+II	17/Thursday	2	27/Sunday	18	236	1738	16/Wednesday	2431	25/Friday	2431	1828	204	1451	581	2031
October	I	14/Wednesday	2	4/Sunday	17	156	732	14/Wednesday	1170	4/Sunday	1170	816	98	639	275	
	II	8/Thursday	3	30/Friday	16	114	574	13/Tuesday	1134	30/Friday	1134	820	79	616	283	
	I+II	14/Wednesday	2	4/Sunday	17	241	1427	14/Wednesday	2271	4/Sunday	2271	1636	178	1255	559	
November	I	16/Monday	1	1/Sunday	15	130	716	3/Tuesday	1094	21/Saturday	1094	788	86	596	278	
	II	4/Wednesday	2	22/Sunday	13	116	708	4/Wednesday	1446	21/Saturday	1446	790	72	590	272	
	I+II	4/Wednesday	2	1/Sunday	15	225	1446	4/Wednesday	2158	21/Saturday	2158	1578	158	1186	550	
December	I	1/Tuesday	2	18/Friday	16	96	529	21/Monday	940	18/Friday	940	675	76	561	190	
	II	9/Wednesday	1	4/Friday	15	96	450	21/Monday	974	4/Friday	974	646	61	534	173	
	I+II	9/Wednesday	1	4/Friday	15	170	979	21/Monday	1864	4/Friday	1864	1321	138	1095	363	
Year	I	6.1./Tuesday	0	11.7./Saturday	19	200	309	4.1./Sunday	1817	11.7./Saturday	1817	802	114	901	950	1143
	II	5.1./Monday	2	11.7./Saturday	8	173	332	4.1./Sunday	1847	9.8./Sunday	1847	809	87	871	951	1121
	I+II	28.3./Saturday	2	9.8./Sunday	19	304	641	4.1./Sunday	3593	9.8./Sunday	3593	1611	201	1772	1901	2264

## GODIŠNJA NERAVNOMJERNOST SAOBRAĆAJNOG TOKA TRAFFIC FLOW ANNUAL VARIATION

Automatski brojač broj - Automatic counter number  
 Lokalizet - Location / Stacionaža - Mileage [km+m]  
 Broj puta - Road number / Dionica - Section

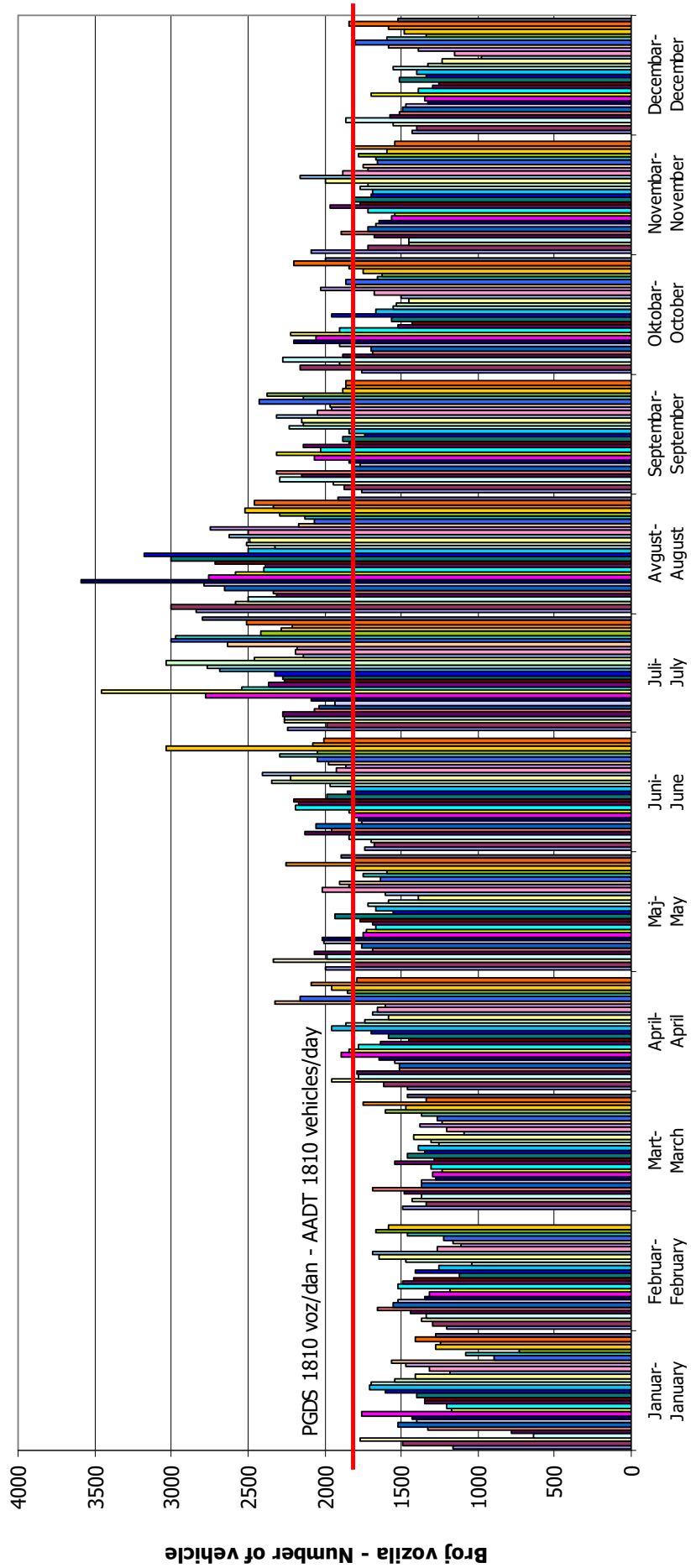
000034  
 Žljebovi / 15+302,00  
 M 19 / Han Pijesak 2 - Sokolac



**DNEVNA NERAVNOMJERNOST SAOBRAĆAJNOG TOKA  
 TRAFFIC FLOW DAILY VARIATION**

Automatski brojač broj - Automatic counter number  
 Lokalitet - Location / Stacionaža - Mileage [km+tm]  
 Broj puta - Road number/ Dionica - Section

000034  
 Žljebovi / 15+302,00  
 M 19 / Han Pijesak 2 - Sokolac

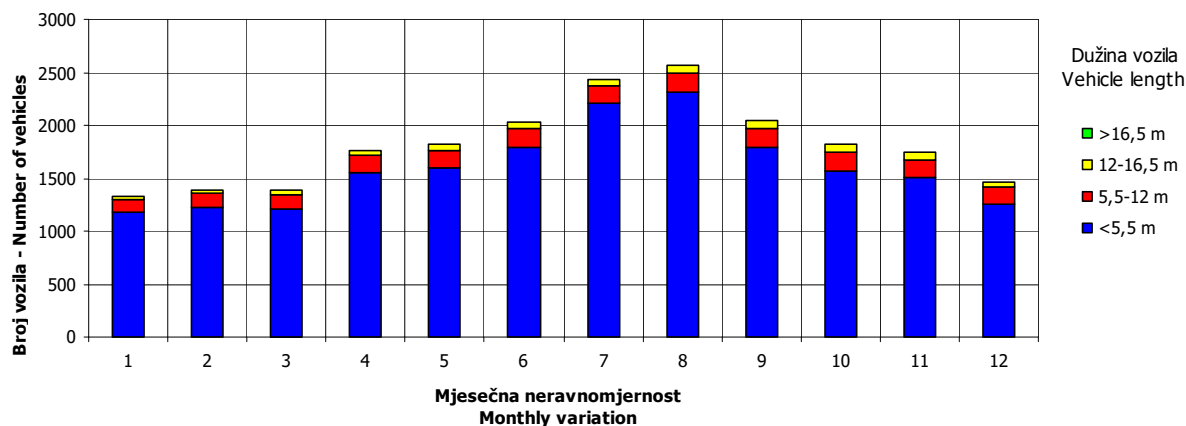
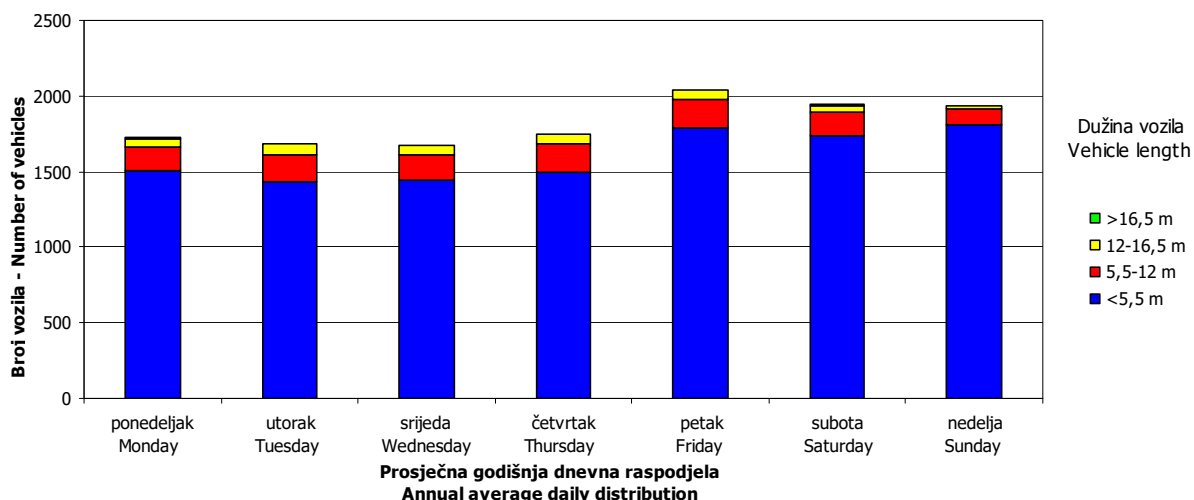
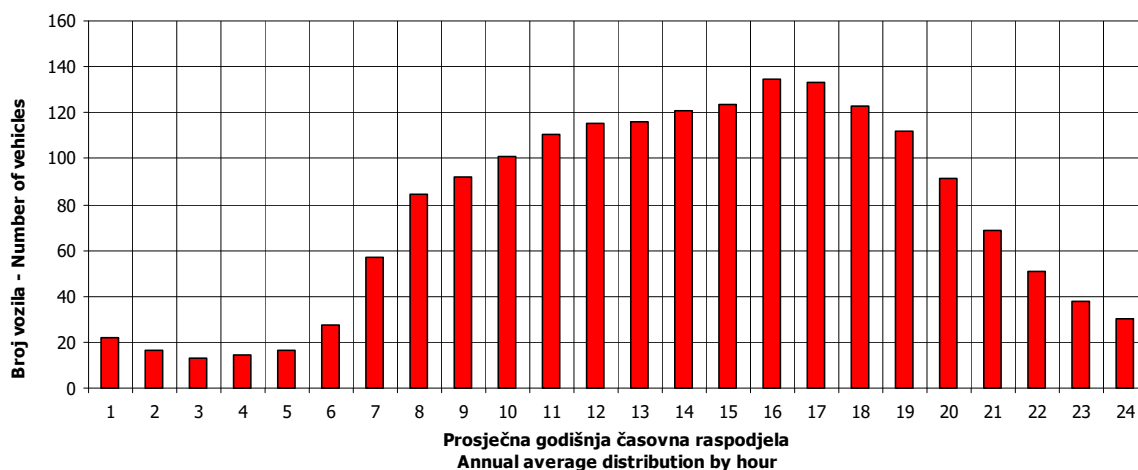


## VREMENSKA RASPODJELA SAOBRAĆAJNOG TOKA TRAFFIC FLOW TIME DISTRIBUTION

Automatski brojač broj - Automatic counter number  
 Lokalizet - Location / Stacionaža - Mileage [km+m]  
 Broj puta - Road number / Dionica - Section

000034  
 Žljebovi / 15+302,00  
 M 19 / Han Pijesak 2 - Sokolac

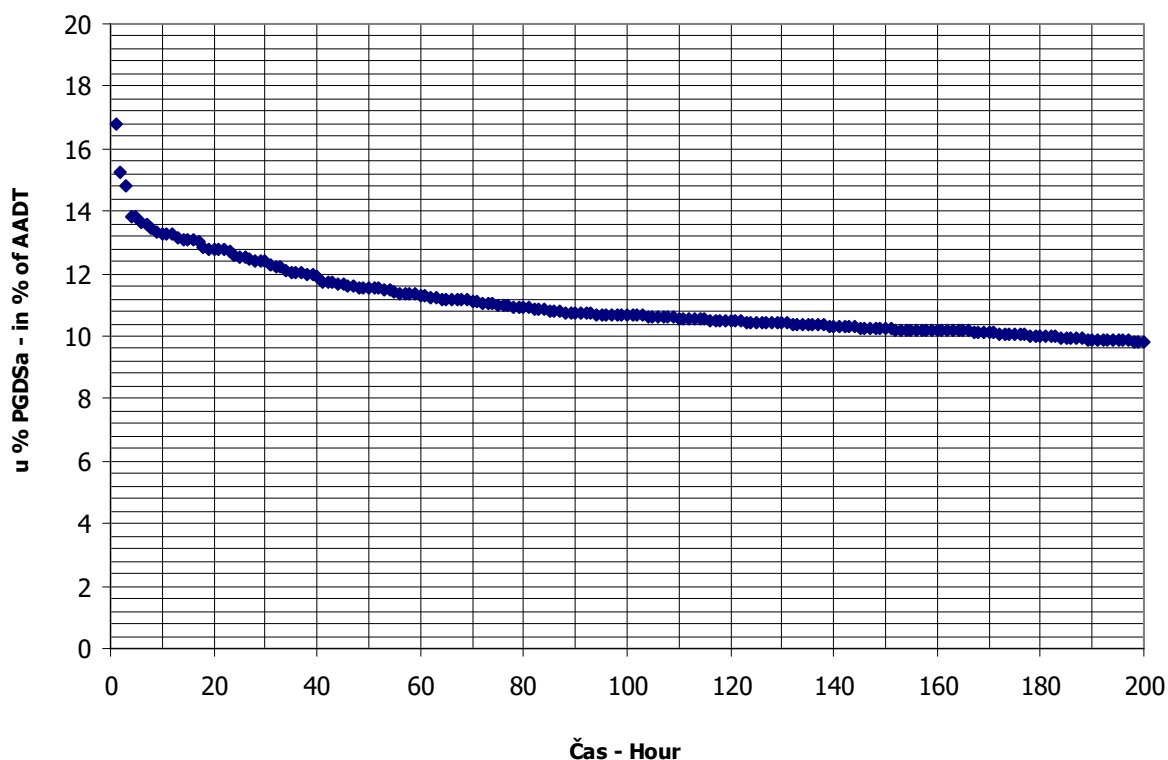
**PGDS 1810 voz/dan    AADT 1810 veh/day**



## SATNA DISTRIBUCIJA SAOBRAĆAJNOG TOKA TRAFFIC FLOW HOURLY DISTRIBUTION

Automatski brojač broj - Automatic counter number 000034  
 Lokalitet - Location / Stacionaža - Mileage [km+m] Žljebovi / 15+302,00  
 Broj puta - Road number / Dionica - Section M 19 / Han Pijesak 2 - Sokolac

PGDS - AADT	1810 voz/dan - veh/day							
Čas - Hour	Maksimalni vršni sat - Maximum peak hour	10	20	30	40	50	100	200
Sat u danu - Hour of day	19	17	16	11	17	18	19	18
Sat u godini - Hour in year	5299	6641	4576	227	4289	5250	4627	4410
Dan - Day of week	nedjelja - Sunday	nedjelja - Sunday	petak - Friday	subota - Saturday	nedjelja - Sunday	petak - Friday	nedjelja - Sunday	petak - Friday
Datum - Date	9	4	10	10	28	7	12	3
Mjesec - Month	avgust - August	oktobar - October	juli - July	januar - January	juni - June	avgust - August	juli - July	juli - July
Vrijednost - Value	304	241	231	223	212	209	193	178
% - percent	16.80	13.31	12.76	12.32	11.71	11.55	10.66	9.83



**BROJANJE VOZILA NA MREŽI PUTEVA U REPUBLICI SRPSKOJ – 2015. GODINA**  
**VEHICLE COUNTING ON THE ROAD NETWORK OF THE REPUBLIC OF SRPSKA – YEAR 2015**

**MJESEČNI BROJ VOZILA**  
**MONTHLY NUMBER OF VEHICLES**

Automatski brojač broj - Automatic counter number  
 Lokalitet - Location / Stacionaža - Mileage [km+m]  
 Broj puta - Road number / Dionica - Section

000035  
 Bulozi / 4+275,00  
 M 5 / granica / border RS (Lapišnica) - Ljubogošta

	Mjesec - Month											
	Januar- January	Februar- February	Mart- March	April- April	Maj- May	Jun- June	Jul- July	August- August	Septembar- September	Oktobar- October	Novembar- November	Decembar- December
1	3753	6274	7716	6488	9187	7070	8042	9870	7088	8134	7912	6531
2	5260	6177	7548	7016	8417	7151	7942	10445	6933	8772	7436	6823
3	7273	6313	6408	7736	9971	7559	8273	8644	8050	7722	6879	6672
4	6422	6595	6405	7501	7721	7027	8549	8709	9035	9864	7016	7701
5	6818	6648	6845	7542	7262	8377	8597	8158	8102	7583	7305	6695
6	4271	7376	7288	6819	8038	7996	7850	8377	8778	7486	7802	6622
7	4287	7051	5448	7470	7687	8854	8695	9266	7742	7900	7118	6619
8	5505	6755	5562	6986	9228	7631	7956	9528	7696	8205	7042	6845
9	5953	6346	6245	7142	8272	7801	8080	9780	7653	9220	7397	6510
10	6541	6342	5963	7902	8536	7682	9371	8404	7818	8699	6851	6345
11	5917	6504	6251	7894	7169	7543	8399	8292	9334	7867	7261	7430
12	6189	5512	6215	8323	7904	9206	9390	8208	8135	7997	7404	6641
13	6015	6523	7152	7270	6984	8896	8452	8464	8454	6067	7986	5592
14	5588	6089	6610	6972	7826	8893	7991	9266	8073	6875	7221	6253
15	6233	5538	7429	7223	8504	7515	8416	9246	7942	7413	6893	5089
16	6666	6084	6354	8065	8237	7381	8184	10365	8333	8189	6851	6891
17	7361	6131	6327	7360	8585	7600	9338	8661	8255	7302	6779	5627
18	6633	5331	6217	7250	7783	7565	8685	8455	8996	5695	6996	5555
19	6582	4415	6378	7321	7159	9144	9629	9297	7941	6558	7419	4694
20	7238	5810	7134	7050	7505	8700	8161	8630	7521	6489	7960	4014
21	6648	6303	5362	7196	7770	8146	9006	8635	10949	7249	7715	5208
22	6247	5991	5346	7294	9024	7636	6931	8554	7849	7344	7252	6171
23	6971	5677	6403	7234	8185	7477	8203	8794	7692	8040	6550	6810
24	6229	5679	6213	8326	8837	7929	9035	7988	6456	7364	7529	7080
25	4962	6179	5849	8427	7549	7905	9589	7892	9544	7235	8084	7798
26	6184	6706	6313	8428	7137	8860	9615	8358	9290	7045	8207	7547
27	6132	7578	7570	7308	7362	8182	8430	8327	10251	7480	6873	5974
28	5800	7236	7014	7287	8033	8070	8172	9380	8722	7428	6913	7448
29	5987		6609	7779	8300	7593	8401	8322	8623	7533	7479	7581
30	6553		6471	10248	7362	7792	9045	8005	8226	8160	7362	8133
31	6347		6266		7824		9462	7640		7800		7142
Ukupno- Total	188565	175163	200911	226857	249358	239181	265889	271960	249481	236715	219492	202041
Prosjek- Average	6083	6256	6481	7562	8044	7973	8577	8773	8316	7636	7316	6517
Godšnji prosjek (PGDS) - Annual average (AADT)												7464



**BROJANJE VOZILA NA MREŽI PUTEVA U REPUBLICI SRPSKOJ – 2015. GODINA**  
**VEHICLE COUNTING ON THE ROAD NETWORK OF THE REPUBLIC OF SRPSKA – YEAR 2015**

**STRUKTURA SAOBRAĆAJNOG TOKA**  
**TRAFFIC FLOW COMPOSITION**

Automatski brojač broj - Automatic counter number 000035  
 Lokalitet - Location / Stacionaža - Mileage [km+m] Bulozi / 4+275,00  
 Broj puta - Road number / Dionica - Section M 5 / granica / border RS (Lapišnica) - Ljubogošta

Mjesec - Month	Smjer - Direction	Dužina vozila - Vehicle length								Ukupno - Total
		< 5,5 m	(%)	5,5 - 12 m	(%)	12 - 16,5 m	(%)	< 16,5 m	(%)	
Januar - January	I	82250	87.5	9779	10.4	1784	1.9	226	0.2	94039
	II	84403	89.3	8151	8.6	1941	2.1	31	0.0	94526
	ukupno - total	166720	88.4	17865	9.5	3731	2.0	249	0.1	188565
Februar - February	I	76526	87.5	9098	10.4	1660	1.9	211	0.2	87495
	II	78280	89.3	7560	8.6	1800	2.1	28	0.0	87668
	ukupno - total	154870	88.4	16595	9.5	3466	2.0	232	0.1	175163
Mart - March	I	87305	87.5	10380	10.4	1894	1.9	240	0.2	99819
	II	90267	89.3	8717	8.6	2076	2.1	33	0.0	101092
	ukupno - total	177635	88.4	19035	9.5	3975	2.0	266	0.1	200911
April - April	I	99608	87.5	11842	10.4	2161	1.9	274	0.2	113886
	II	100874	89.3	9741	8.6	2320	2.1	37	0.0	112971
	ukupno - total	200576	88.4	21493	9.5	4489	2.0	300	0.1	226857
Maj - May	I	108003	87.5	12840	10.4	2343	1.9	297	0.2	123484
	II	112395	89.3	10854	8.6	2585	2.1	41	0.0	125874
	ukupno - total	220470	88.4	23624	9.5	4934	2.0	330	0.1	249358
Juni - June	I	103429	87.5	12297	10.4	2244	1.9	285	0.2	118254
	II	107977	89.3	10427	8.6	2483	2.1	39	0.0	120927
	ukupno - total	211472	88.4	22660	9.5	4733	2.0	316	0.1	239181
Juli - July	I	117695	87.5	13993	10.4	2553	1.9	324	0.2	134564
	II	117261	89.3	11324	8.6	2697	2.1	43	0.0	131325
	ukupno - total	235086	88.4	25191	9.5	5261	2.0	352	0.1	265889
Avgust - August	I	118149	87.5	14046	10.4	2563	1.9	325	0.2	135084
	II	122219	89.3	11803	8.6	2811	2.1	44	0.0	136876
	ukupno - total	240453	88.4	25766	9.5	5381	2.0	360	0.1	271960
Septembar - September	I	111209	87.5	13221	10.4	2413	1.9	306	0.2	127149
	II	109232	89.3	10549	8.6	2512	2.1	40	0.0	122332
	ukupno - total	220579	88.4	23636	9.5	4936	2.0	330	0.1	249481
Oktobar - October	I	104199	87.5	12388	10.4	2261	1.9	287	0.2	119135
	II	104989	89.3	10139	8.6	2414	2.1	38	0.0	117580
	ukupno - total	209292	88.4	22427	9.5	4684	2.0	313	0.1	236715
Novembar - November	I	96367	87.5	11457	10.4	2091	1.9	265	0.2	110180
	II	97606	89.3	9426	8.6	2245	2.1	35	0.0	109312
	ukupno - total	194064	88.4	20795	9.5	4343	2.0	290	0.1	219492
Decembar - December	I	89359	87.5	10624	10.4	1939	1.9	246	0.2	102167
	II	89179	89.3	8612	8.6	2051	2.1	32	0.0	99874
	ukupno - total	178635	88.4	19142	9.5	3998	2.0	267	0.1	202041
Ukupno (godišnje) - Total (annual)	I	1194099	87.5	141964	10.4	25906	1.9	3286	0.2	1365255
	II	1214681	89.3	117303	8.6	27933	2.1	441	0.0	1360358
	ukupno - total	2409851	88.4	258227	9.5	53930	2.0	3605	0.1	2725613
Prosjek (PGDS) - Average (AADT)	I	3272	85.9	389	11.1	71	2.7	9	0.3	3740
	II	3328	86.6	321	10.4	77	3.0	1	0.0	3727
	ukupno - total	6602	88.5	707	9.5	148	2.0	10	0.1	7464

**BRONJANJE VOZILA NA MREŽI PUTEVA U REPUBLICI SRPSKOJ – 2015. GODINA**  
**VEHICLE COUNTING ON THE ROAD NETWORK OF THE REPUBLIC OF SRPSKA – YEAR 2015**

**SAOBRAĆAJNI POKAZATELJI**

Automatski brojač broj  
 Lokalizet / Stacionaža [km+m]  
 Broj puta / Dionica

000035

Bulož / 4+275,00

M 5 / granica / border RS (Lapišnica) - Ljubogošta

Mjesec	Smjer	minimalni čas			maksimalni čas			minimalni dan			maksimalni dan			dnevni prosjek (05-21 h)	noćni prosjek (21-05 h)	prosijek radnim danom	prosijek vikendom	ljetni prosjek
		datum/dan	čas	voz/h	datum/dan	čas	voz/h	datum/dan	voz/dan	datum/dan	voz/dan	datum/dan	voz/dan					
Januar	I	7/srijeda	4	0	18/nedjelja	11	441	19/četvrtak	1905	17/subota	3833	28/24	209	1656	1377			
	II	7/srijeda	2	1	4/nedjelja	16	560	1/četvrtak	1848	3/subota	3760	28/24	215	1627	1423			
	I+II	7/srijeda	4	1	3/subota	12	732	1/četvrtak	3753	17/subota	7361	5659	424	3283	2800			
Februar	I	10/utorak	1	0	1/nedjelja	11	432	19/četvrtak	2218	27/petak	3991	29/26	199	2220	905			
	II	12/četvrtak	2	1	1/nedjelja	16	561	19/četvrtak	2197	8/nedjelja	3712	29/24	197	2206	925			
	I+II	9/ponedjeljak	3	5	1/nedjelja	16	727	19/četvrtak	4415	27/petak	7578	5860	396	4426	1830			
Mart	I	6/petak	3	0	1/nedjelja	11	531	22/nedjelja	2449	27/petak	4019	3007	213	2323	896			
	II	28/subota	2	0	1/nedjelja	16	582	21/subota	2608	2/ponedjeljak	4206	3047	214	2316	945			
	I+II	28/subota	2	0	1/nedjelja	16	780	22/nedjelja	5346	1/nedjelja	7716	6054	427	4639	1842			
April	I	6/ponedjeljak	1	2	30/četvrtak	17	684	19/nedjelja	3082	30/četvrtak	6134	3517	279	2538	1258			
	II	28/utorak	3	1	12/nedjelja	19	787	18/subota	3130	12/nedjelja	5121	3457	309	2429	1337			
	I+II	28/utorak	3	5	30/četvrtak	16	987	1/srijeda	6488	30/četvrtak	10248	6974	588	4967	2595			
Maj	I	28/četvrtak	2	2	1/petak	9	782	31/nedjelja	3257	1/petak	5591	3669	314	2544	1439			
	II	20/srijeda	3	4	3/nedjelja	18	875	30/subota	3446	3/nedjelja	6487	3660	400	2486	1575			
	I+II	28/četvrtak	2	7	3/nedjelja	18	1022	13/srijeda	6984	3/nedjelja	9971	7329	714	5030	3013			
Juni	I	24/srijeda	3	2	1,2/petak	16	442	1/ponedjeljak	3358	12/petak	5019	3625	317	2855	1087		3942	
	II	2/utorak	3	4	14/nedjelja	20	802	2/utorak	3567	14/nedjelja	5222	3618	413	2860	1171		4031	
	I+II	30/utorak	3	8	14/nedjelja	20	951	4/četvrtak	7027	12/petak	9206	7242	730	5715	2258		7973	
Juli	I	22/srijeda	2	3	10/petak	15	476	22/srijeda	3511	10/petak	5164	3983	358	3190	1151		4341	
	II	8/srijeda	2	2	19/nedjelja	19	712	22/srijeda	3420	19/nedjelja	5391	3745	491	3049	1187		4236	
	I+II	8/srijeda	2	8	19/nedjelja	19	875	22/srijeda	6931	19/nedjelja	9629	7727	850	6240	2337		8577	
Agust	I	24/ponedjeljak	3	5	1/subota	10	475	30/nedjelja	3483	1/subota	5470	4017	341	2906	1452		4358	
	II	25/utorak	3	5	16/nedjelja	19	850	31/ponedjeljak	3856	16/nedjelja	5907	3917	498	2870	1545		4415	
	I+II	25/utorak	3	11	16/nedjelja	19	1015	31/ponedjeljak	7640	2/nedjelja	10445	7934	839	5776	2997		8773	
Septembar	I	8/utorak	3	1	11/petak	16	508	2/srijeda	3438	25/petak	5154	3949	289	3114	1124		4238	
	II	24/četvrtak	3	2	27/nedjelja	18	876	24/četvrtak	2143	21/ponedjeljak	6054	3740	338	2919	1158		4078	
	I+II	24/četvrtak	3	9	27/nedjelja	19	1059	24/četvrtak	6456	21/ponedjeljak	10949	7689	627	6034	2282		8316	
Oktobar	I	6/utorak	1	1	9/petak	16	469	18/nedjelja	2499	9/petak	4916	3578	265	2740	1103			
	II	27/utorak	3	1	4/nedjelja	18	863	13/utorak	3056	4/nedjelja	5536	3518	275	2652	1141			
	I+II	27/utorak	3	6	4/nedjelja	18	1035	18/nedjelja	5695	4/nedjelja	9864	7095	541	5392	2243			
Novembar	I	9/ponedjeljak	3	1	26/četvrtak	16	459	15/nedjelja	3085	26/četvrtak	4353	3438	234	2629	1044			
	II	10/utorak	2	1	1/nedjelja	17	647	23/ponedjeljak	3059	1/nedjelja	4384	3415	228	2503	1141			
	I+II	24/utorak	3	5	1/nedjelja	17	835	23/ponedjeljak	6550	26/četvrtak	8207	6854	463	5132	2185			
Decembar	I	21/ponedjeljak	3	1	31/četvrtak	14	390	20/nedjelja	1873	25/petak	4119	3070	226	2536	760			
	II	14/ponedjeljak	3	2	6/nedjelja	16	491	20/nedjelja	2141	30/srijeda	4031	3012	210	2441	781			
	I+II	21/ponedjeljak	3	5	25/petak	15	708	20/nedjelja	4014	30/srijeda	8133	6082	436	4976	1541			
Godina	I	7.1.srijeda	4	0	1.5.petak	9	782	20.12./nedjelja	1873	30.4./četvrtak	6134	3470	271	3774	3666		4222	
	II	28.3./subota	2	0	27.9./nedjelja	18	876	1.1./četvrtak	1848	3.5./nedjelja	6487	3410	317	3666	3864		4192	
	I+II	28.3./subota	2	0	27.9./nedjelja	19	1059	1.1./četvrtak	3753	21.9./ponedjeljak	10949	6880	588	7440	7530		8414	

**BROJANJE VOZILA NA MREŽI PUTEVA U REPUBLICI SRPSKOJ – 2015. GODINA**  
**VEHICLE COUNTING ON THE ROAD NETWORK OF THE REPUBLIC OF SRPSKA – YEAR 2015**

**TRAFFIC PARAMETERS**

Automatic counter number  
 Location / Mileage [km+m]  
 Road number / Section

000035

Bulozi / 4+275,00

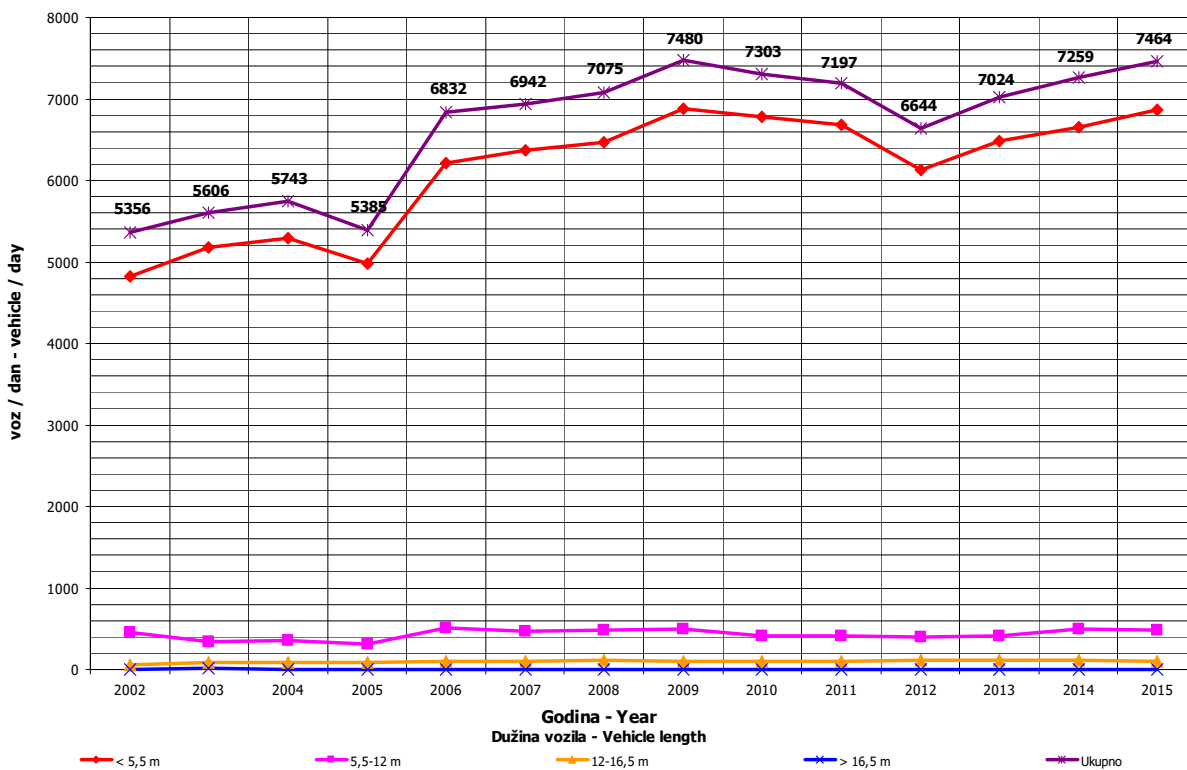
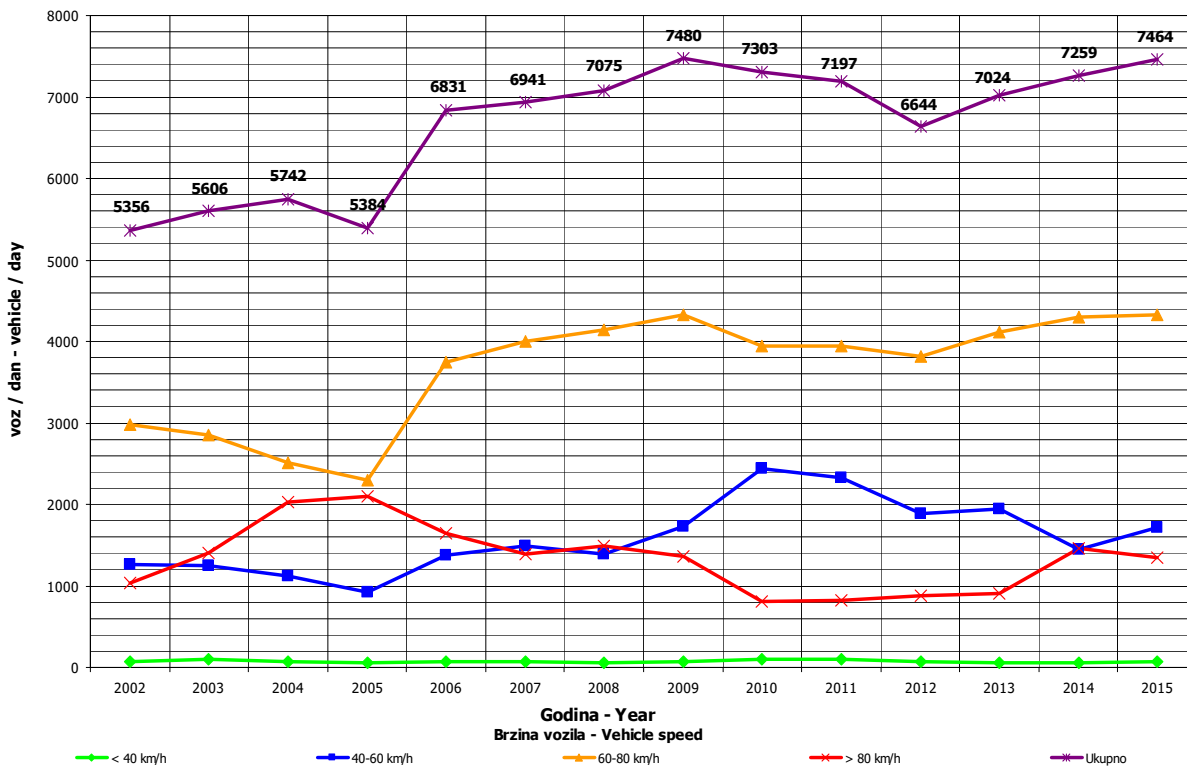
M 5 / granica / border RS (Lapišnica) - Ljubogosta

Month	Direction	minimum hour		maximum hour		veh/h	veh/day	minimum day		maximum day		day time average (5-21 h)	night average (21-05 h)	working day average	weekend average	summer average
		date/day	hour	date/day	hour			date/day	veh/day	date/day	veh/day					
January	I	7/Wednesday	4	0	18/Sunday	11	441	1/Thursday	1905	17/Saturday	3833	2824	209	1656	1377	
	II	7/Wednesday	2	1	4/Sunday	16	560	1/Thursday	1848	3/Saturday	3760	2835	215	1627	1423	
	I+II	7/Wednesday	4	1	3/Saturday	12	732	1/Thursday	3753	17/Saturday	7361	5659	424	3283	2800	
February	I	10/Tuesday	1	0	1/Sunday	11	432	19/Thursday	2218	27/Friday	3991	2926	199	2220	905	
	II	12/Thursday	2	1	1/Sunday	16	561	19/Thursday	2197	8/Sunday	3712	2934	197	2206	925	
	I+II	9/Monday	3	5	1/Sunday	16	727	19/Thursday	4415	27/Friday	7578	5860	396	4426	1830	
March	I	6/Friday	3	0	1/Sunday	11	531	22/Sunday	2449	27/Friday	4019	3007	213	2323	896	
	II	28/Saturday	2	0	1/Sunday	16	582	21/Saturday	2608	2/Monday	4206	3047	214	2316	945	
	I+II	28/Saturday	2	0	1/Sunday	16	780	21/Sunday	5346	1/Sunday	7716	6054	427	4639	1842	
April	I	6/Monday	1	2	30/Thursday	17	684	19/Sunday	3082	30/Thursday	6134	3517	279	2538	1258	
	II	28/Tuesday	3	1	12/Sunday	19	787	18/Saturday	3130	12/Sunday	5121	3457	309	2429	1337	
	I+II	28/Tuesday	3	5	30/Thursday	16	987	1/Wednesday	6488	30/Thursday	10248	6974	588	4967	2595	
May	I	28/Thursday	2	2	1/Friday	9	782	31/Sunday	3257	1/Friday	5591	3669	314	2544	1439	
	II	20/Wednesday	3	4	3/Sunday	18	875	30/Saturday	3446	3/Sunday	6487	3660	400	2486	1575	
	I+II	28/Thursday	2	7	3/Sunday	18	1022	13/Wednesday	6984	3/Sunday	9971	7329	714	5030	3013	
June	I	24/Wednesday	3	2	12/Friday	16	442	1/Monday	3358	12/Friday	5019	3625	317	2855	1087	3942
	II	2/Tuesday	3	4	14/Sunday	20	802	2/Tuesday	3567	14/Sunday	5222	3618	413	2860	1171	4031
	I+II	30/Tuesday	3	8	14/Sunday	20	951	4/Thursday	7027	12/Friday	9206	7242	730	5715	2258	7973
July	I	22/Wednesday	2	3	10/Friday	15	476	22/Wednesday	3511	10/Friday	5164	3983	358	3190	1151	4341
	II	8/Wednesday	2	3	19/Sunday	19	712	22/Wednesday	3420	19/Sunday	5391	3745	491	3049	1187	4236
	I+II	8/Wednesday	2	8	19/Sunday	19	875	22/Wednesday	6931	19/Sunday	9629	7727	850	6240	2337	8577
August	I	24/Monday	3	5	1/Saturday	10	475	30/Sunday	3483	1/Saturday	5470	4017	341	2906	1452	4358
	II	25/Tuesday	3	5	16/Sunday	19	850	31/Monday	3856	16/Sunday	5907	3917	498	2870	1545	4415
	I+II	25/Tuesday	3	11	16/Sunday	19	1015	31/Monday	7640	2/Sunday	10445	7934	839	5776	2997	8773
September	I	8/Tuesday	3	1	11/Friday	16	508	2/Wednesday	3438	25/Friday	5154	3949	289	3114	1124	4238
	II	24/Thursday	3	2	27/Sunday	18	876	24/Thursday	2143	21/Monday	6054	3740	338	2919	1158	4078
	I+II	24/Thursday	3	9	27/Sunday	19	1059	24/Thursday	6456	21/Monday	10949	7689	627	6034	2282	8316
October	I	6/Tuesday	1	1	9/Friday	16	469	18/Sunday	2499	9/Friday	4916	3578	265	2740	1103	
	II	27/Tuesday	3	1	4/Sunday	18	863	13/Tuesday	3056	4/Sunday	5536	3518	275	2652	1141	
	I+II	27/Tuesday	3	6	4/Sunday	18	1035	18/Sunday	5695	4/Sunday	9864	7095	541	5392	2243	
November	I	9/Monday	3	1	26/Thursday	16	459	15/Sunday	3085	26/Thursday	4353	3438	234	2629	1044	
	II	10/Tuesday	2	1	1/Sunday	17	647	23/Monday	3059	1/Sunday	4384	3415	228	2503	1141	
	I+II	10/Tuesday	2	5	1/Sunday	17	835	23/Monday	6550	26/Thursday	8207	6854	463	5132	2185	
December	I	21/Monday	3	1	31/Thursday	14	390	20/Sunday	1873	25/Friday	4119	3070	226	2536	760	
	II	14/Monday	3	2	6/Sunday	16	491	30/Wednesday	2141	30/Wednesday	4031	3012	210	2441	781	
	I+II	21/Monday	3	5	25/Friday	15	708	20/Sunday	4014	30/Wednesday	8133	6082	436	4976	1541	
Year	I	7.1./Wednesday	4	0	1.5./Friday	9	782	20.12./Sunday	1873	30.4./Thursday	6134	3470	271	3774	3666	4222
	II	28.3./Saturday	2	0	27.9./Sunday	18	876	1.1./Thursday	1848	3.5./Sunday	6487	3410	317	3666	3864	4192
	I+II	28.3./Saturday	2	0	27.9./Sunday	19	1059	1.1./Thursday	3753	21.9./Monday	10949	6880	588	7440	7530	8414

## GODIŠNJA NERAVNOMJERNOST SAOBRAĆAJNOG TOKA TRAFFIC FLOW ANNUAL VARIATION

Automatski brojač broj - Automatic counter number  
 Lokalizet - Location / Stacionaža - Mileage [km+m]  
 Broj puta - Road number / Dionica - Section

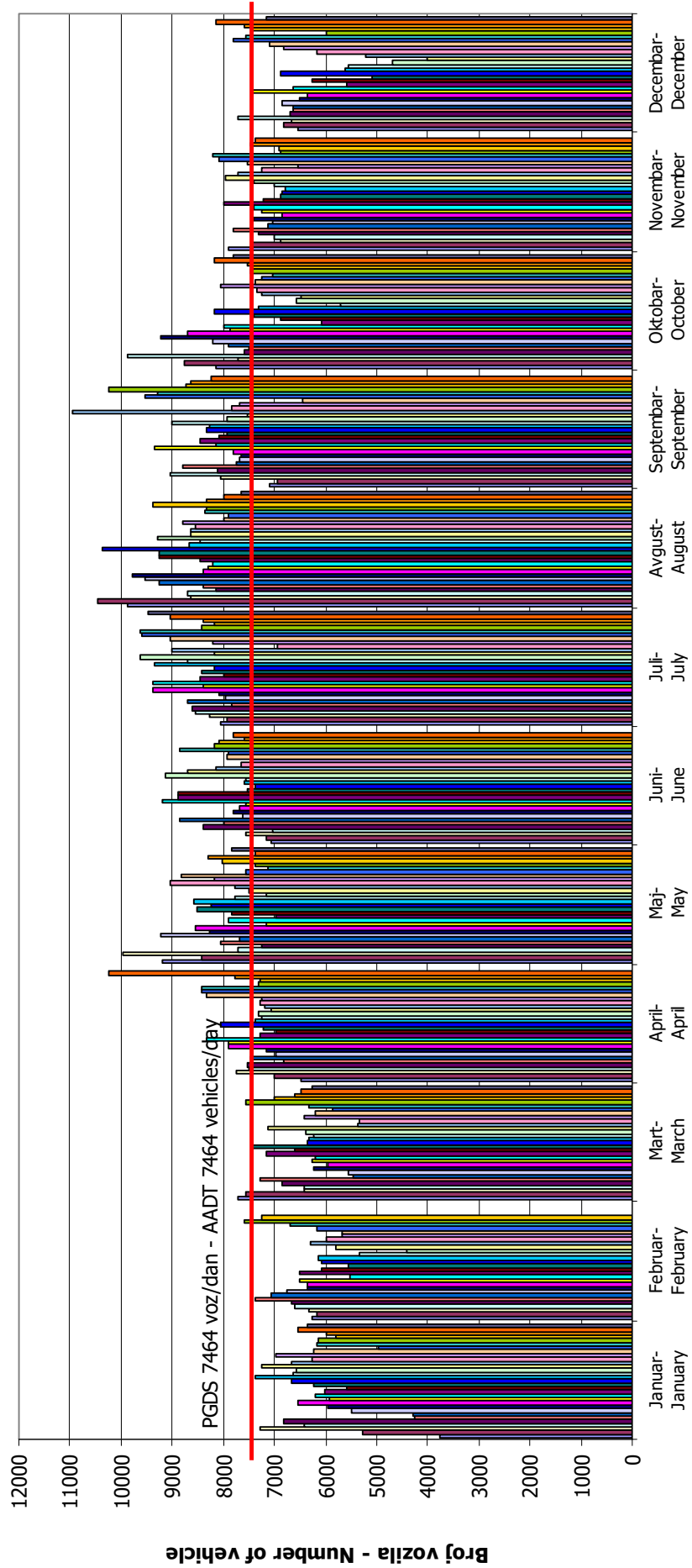
000035  
 Bulozi / 4+275,00  
 M 5 / granica / border RS (Lapišnica) - Ljubogošta



**DNEVNA NERAVNOMJERNOST SAOBRAĆAJNOG TOKA  
 TRAFFIC FLOW DAILY VARIATION**

Automatski brojač broj - Automatic counter number  
 Lokalizet - Location / Stacionaža - Mileage [km+mm]  
 Broj puta - Road number/ Dionica - Section

000035  
 Bulozi / 4+275,00  
 M 5 / granica / border RS (Lapišnica) - Ljubogošta

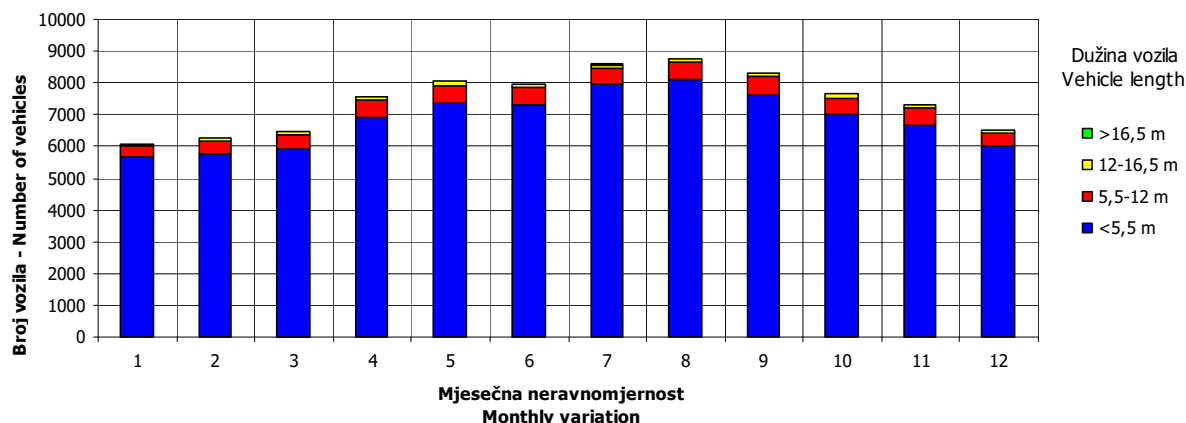
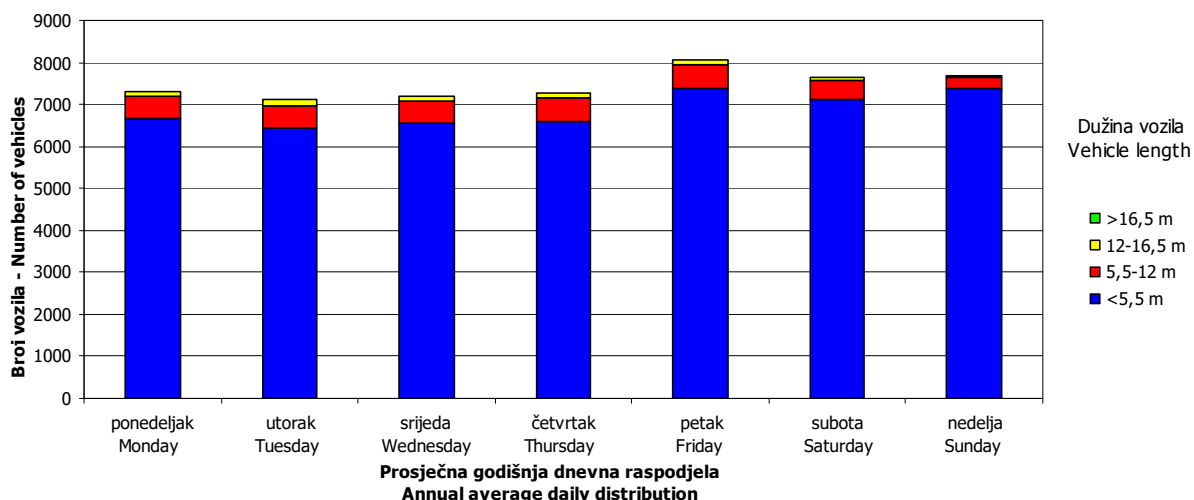
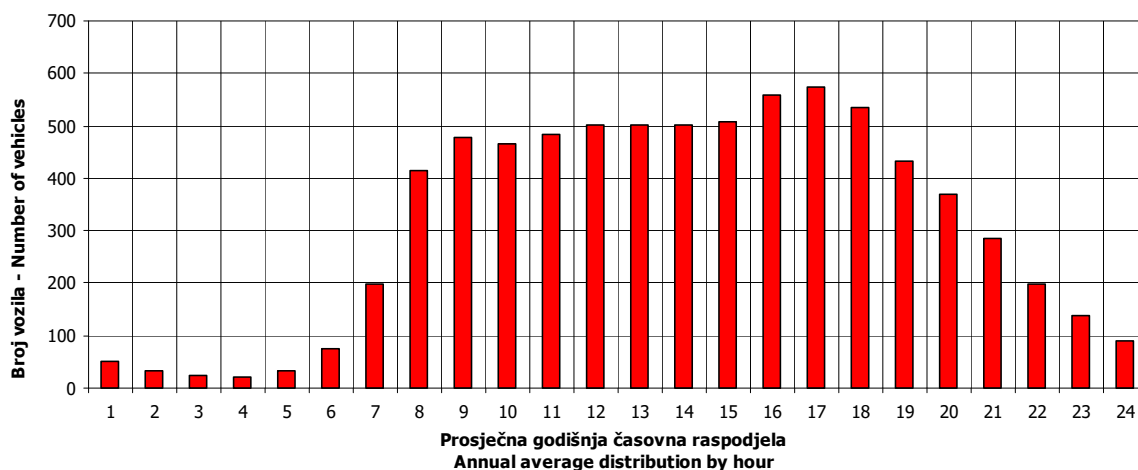


## VREMENSKA RASPODJELA SAOBRAĆAJNOG TOKA TRAFFIC FLOW TIME DISTRIBUTION

Automatski brojač broj - Automatic counter number  
 Lokalizet - Location / Stacionaža - Mileage [km+m]  
 Broj puta - Road number / Dionica - Section

000035  
 Bulozi / 4+275,00  
 M 5 / granica / border RS (Lapišnica) - Ljubogošta

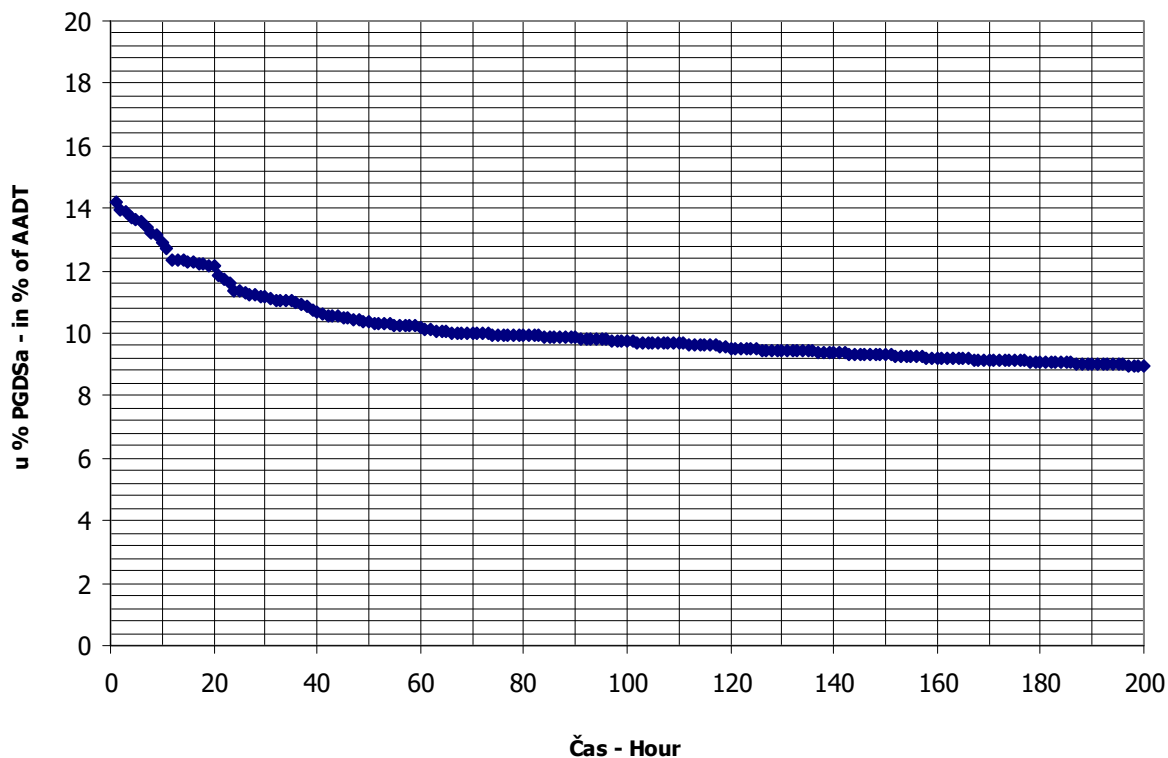
**PGDS 7464 voz/dan      AADT 7464 veh/day**



**SATNA DISTRIBUCIJA SAOBRAĆAJNOG TOKA**  
**TRAFFIC FLOW HOURLY DISTRIBUTION**

Automatski brojač broj - Automatic counter number 000035  
 Lokalitet - Location / Stacionaža - Mileage [km+m] Bulozi / 4+275,00  
 Broj puta - Road number / Dionica - Section M 5 / granica / border RS (Lapišnica) - Ljubogošta

<b>PGDS - AADT</b>	<b>7464 voz/dan - veh/day</b>							
Čas - Hour	Maksimalni vršni sat - Maximum peak hour	10	20	30	40	50	100	200
Sat u danu - Hour of day	19	20	18	19	19	17	17	10
Sat u godini - Hour in year	6475	3956	5970	3955	4627	6089	5633	5434
Dan - Day of week	nedjelja - Sunday	nedjelja - Sunday	nedjelja - Sunday	nedjelja - Sunday	nedjelja - Sunday	petak - Friday	nedjelja - Sunday	subota - Saturday
Datum - Date	27	14	6	14	12	11	23	15
Mjesec - Month	septembar - September	juni - June	septembar - September	juni - June	juli - July	septembar - September	avgust - August	avgust - August
Vrijednost - Value	1059	951	883	828	793	769	727	669
% - percent	14.19	12.74	11.83	11.09	10.62	10.30	9.74	8.96



**BROJANJE VOZILA NA MREŽI PUTEVA U REPUBLICI SRPSKOJ – 2015. GODINA**  
**VEHICLE COUNTING ON THE ROAD NETWORK OF THE REPUBLIC OF SRPSKA – YEAR 2015**

**MJESEČNI BROJ VOZILA**  
**MONTHLY NUMBER OF VEHICLES**

Automatski brojač broj - Automatic counter number  
 Lokalitet - Location / Stacionaža - Mileage [km+m]  
 Broj puta - Road number / Dionica - Section

000036  
 Kijevo / 4+562,00  
 M 18 / Krupac - granica / border RS (Bogatići)

	Mjesec - Month											
	Januar- January	Februar- February	Mart- March	April- April	Maj- May	Jun- June	Jul- July	August- August	Septembar- September	Oktobar- October	Novembar- November	Decembar- December
1	1506	2300	3147	2690	6110	3121	3828	6019	3301	3664	4315	2402
2	1438	2081	2621	2551	4917	2751	3820	6656	3382	3969	2985	2462
3	1800	2278	2061	3005	6094	3116	4373	4763	3560	3867	2686	2550
4	2002	2190	2184	3674	3308	3383	5099	4474	4272	5505	2826	2834
5	2022	2329	2075	4559	3142	4068	5995	4043	4414	3280	2833	3006
6	1471	2591	2805	3229	3645	4769	3812	4031	5334	3388	2952	3464
7	1497	2900	1966	3156	3539	5543	3897	4706	3696	3624	3301	2566
8	1820	3112	2457	3052	4199	3607	3968	5646	3601	3325	3475	2510
9	1642	2149	2282	2628	4670	3811	3839	6357	3591	4318	2739	2314
10	1778	2121	2059	3610	5513	3905	4635	4743	3825	4957	2631	2272
11	2028	2205	2104	4929	3372	3830	4093	4116	4313	4138	2714	2574
12	1854	1703	2244	5510	4319	4351	6038	4157	5030	2968	2984	2697
13	1618	1981	2433	2863	3259	5474	4452	4462	5348	2118	3487	2519
14	1452	1876	2872	2817	3551	6088	4249	4667	3433	2681	3812	2095
15	1866	1746	3409	3183	3892	3567	4444	5497	3590	3069	3705	1370
16	2151	1812	2244	3513	4823	3610	4292	7312	3823	3476	2674	1686
17	2507	1893	2196	3243	5496	3573	4850	4292	3848	3810	2781	2323
18	2546	1238	2139	3810	3167	3540	5931	4054	4111	2846	2836	1587
19	2115	974	2447	4371	3357	4049	7893	4306	4244	2164	3110	1488
20	2521	1466	2424	3232	3205	4915	4465	4237	4493	2275	3257	1230
21	2295	1829	2112	3096	3755	4912	4387	4341	4961	2831	3874	1481
22	2036	1608	2329	2898	4569	3133	4285	4984	4045	3113	3929	1708
23	2216	1660	2199	3116	5240	3114	3212	5216	4292	3142	2897	2116
24	2471	1756	2118	3641	6192	3488	4804	3687	4303	3735	2948	2362
25	2155	1804	1971	4772	3406	3418	5573	3874	4752	3736	3487	2622
26	1935	1913	1960	5274	3391	4053	6496	3954	5910	2828	3337	3061
27	1971	2267	2625	3194	3366	4640	4336	3895	6744	2748	3465	2469
28	1866	2739	3402	2900	3423	5220	4336	4572	3817	3156	3063	2300
29	1812		3197	3360	3868	3416	4172	4907	3766	3386	3404	2238
30	2139		2371	4380	4238	3523	4545	4958	3821	3511	2769	2470
31	2223		2274		5741		5166	3521		4135		2636
Ukupno- Total	60753	56521	74727	106256	130767	119988	145285	146447	127620	105763	95276	71412
Prosjek- Average	1960	2019	2411	3542	4218	4000	4687	4724	4254	3412	3176	2304
Godšnji prosjek (PGDS) - Annual average (AADT)												3401



**BROJANJE VOZILA NA MREŽI PUTEVA U REPUBLICI SRPSKOJ – 2015. GODINA**  
**VEHICLE COUNTING ON THE ROAD NETWORK OF THE REPUBLIC OF SRPSKA – YEAR 2015**

**STRUKTURA SAOBRAĆAJNOG TOKA**  
**TRAFFIC FLOW COMPOSITION**

Automatski brojač broj - Automatic counter number  
 Lokalizet - Location / Stacionaža - Mileage [km+m]  
 Broj puta - Road number / Dionica - Section

000036  
 Kijevo / 4+562,00  
 M 18 / Krupac - granica / border RS (Bogatići)

Mjesec - Month	Smjer - Direction	Dužina vozila - Vehicle length								Ukupno - Total
		< 5,5 m	(%)	5,5 - 12 m	(%)	12 - 16,5 m	(%)	< 16,5 m	(%)	
Januar - January	I	26639	87.5	3167	10.4	578	1.9	73	0.2	30457
	II	27052	89.3	2612	8.6	622	2.1	10	0.0	30296
	ukupno - total	53715	88.4	5756	9.5	1202	2.0	80	0.1	60753
Februar - February	I	24853	87.5	2955	10.4	539	1.9	68	0.2	28415
	II	25096	89.3	2424	8.6	577	2.1	9	0.0	28106
	ukupno - total	49973	88.4	5355	9.5	1118	2.0	75	0.1	56521
Mart - March	I	32625	87.5	3879	10.4	708	1.9	90	0.2	37302
	II	33417	89.3	3227	8.6	768	2.1	12	0.0	37425
	ukupno - total	66070	88.4	7080	9.5	1479	2.0	99	0.1	74727
April - April	I	46961	87.5	5583	10.4	1019	1.9	129	0.2	53692
	II	46935	89.3	4533	8.6	1079	2.1	17	0.0	52564
	ukupno - total	93946	88.4	10067	9.5	2102	2.0	141	0.1	106256
Maj - May	I	56889	87.5	6763	10.4	1234	1.9	157	0.2	65043
	II	58686	89.3	5667	8.6	1350	2.1	21	0.0	65724
	ukupno - total	115618	88.4	12389	9.5	2587	2.0	173	0.1	130767
Juni - June	I	52906	87.5	6290	10.4	1148	1.9	146	0.2	60489
	II	53127	89.3	5131	8.6	1222	2.1	19	0.0	59499
	ukupno - total	106087	88.4	11368	9.5	2374	2.0	159	0.1	119988
Juli - July	I	64819	87.5	7706	10.4	1406	1.9	178	0.2	74110
	II	63553	89.3	6137	8.6	1461	2.1	23	0.0	71175
	ukupno - total	128454	88.4	13764	9.5	2875	2.0	192	0.1	145285
Avgust - August	I	63373	87.5	7534	10.4	1375	1.9	174	0.2	72457
	II	66067	89.3	6380	8.6	1519	2.1	24	0.0	73990
	ukupno - total	129481	88.4	13875	9.5	2898	2.0	194	0.1	146447
Septembar - September	I	55568	87.5	6606	10.4	1206	1.9	153	0.2	63533
	II	57224	89.3	5526	8.6	1316	2.1	21	0.0	64087
	ukupno - total	112835	88.4	12091	9.5	2525	2.0	169	0.1	127620
Oktobar - October	I	46451	87.5	5522	10.4	1008	1.9	128	0.2	53109
	II	47016	89.3	4540	8.6	1081	2.1	17	0.0	52654
	ukupno - total	93510	88.4	10020	9.5	2093	2.0	140	0.1	105763
Novembar - November	I	41352	87.5	4916	10.4	897	1.9	114	0.2	47279
	II	42857	89.3	4139	8.6	986	2.1	16	0.0	47997
	ukupno - total	84238	88.4	9027	9.5	1885	2.0	126	0.1	95276
Decembar - December	I	31313	87.5	3723	10.4	679	1.9	86	0.2	35802
	II	31797	89.3	3071	8.6	731	2.1	12	0.0	35610
	ukupno - total	63139	88.4	6766	9.5	1413	2.0	94	0.1	71412
Ukupno (godišnje) - Total (annual)	I	543749	87.5	64645	10.4	11797	1.9	1496	0.2	621687
	II	552827	89.3	53387	8.6	12713	2.1	201	0.0	619128
	ukupno - total	1097067	88.4	117556	9.5	24551	2.0	1641	0.1	1240815
Prosjek (PGDS) - Average (AADT)	I	1490	85.9	177	11.1	32	2.7	4	0.3	1703
	II	1515	86.6	146	10.4	35	3.0	1	0.0	1696
	ukupno - total	3006	88.4	322	9.5	67	2.0	4	0.1	3401

**BRONANJE VOZILA NA MREŽI PUTEVA U REPUBLICI SRPSKOJ – 2015. GODINA**  
**VEHICLE COUNTING ON THE ROAD NETWORK OF THE REPUBLIC OF SRPSKA – YEAR 2015**

**SAOBRAĆAJNI POKAZATELJI**

Automatski brojač broj  
 Lokalizet / Stacionaža [km+m]  
 Broj puta / Dionica

000036  
 Kijevo / 4+562,00  
 M 18 / Krupac - granica / border RS (Bogatšć)

Mjesec	Smjer	minimalni čas		maksimalni čas		minimalni dan		maksimalni dan		dnevni prosjek (05-21 h)	noćni prosjek (21-05 h)	prosjek radnim danom	prosjek vikendom	ljetni prosjek
		datum/dan	čas	voz/h	voz/dan	datum/dan	voz/dan	voz/dan	voz/dan					
Januar	I	3/subota	3	0	12	152	2/petak	728	1313	918	65	526	457	
	II	4/nedjelja	4	0	16	219	6/utorak	700	1414	916	61	514	463	
	I+II	4/nedjelja	4	1	16	288	2/petak	1438	2546	1834	126	1040	920	
Februar	I	2/ponedjeljak	1	0	11	192	19/četvrtak	478	1549	952	63	695	320	
	II	3/utorak	4	0	16	253	19/četvrtak	496	1739	946	58	677	326	
	I+II	20/petak	2	0	16	312	19/četvrtak	974	3112	1898	120	1372	647	
Mart	I	3/utorak	2	0	10	231	25/srijeda	989	1829	1130	74	809	395	
	II	8/nedjelja	1	0	17	304	26/četvrtak	957	1869	1139	68	799	408	
	I+II	29/četvrtak	2	0	17	380	26/četvrtak	1960	3409	2269	142	1608	803	
April	I	1/srijeda	2	0	17	343	2/četvrtak	1310	2755	1690	100	1079	711	
	II	1/srijeda	2	0	18	591	2/četvrtak	1241	3218	1635	117	1018	735	
	I+II	1/srijeda	2	0	18	646	2/četvrtak	2551	5510	3325	217	2096	1446	
Maj	I	4/ponedjeljak	2	0	9	568	18/ponedjeljak	1559	3621	1973	125	1183	915	
	II	11/ponedjeljak	2	0	18	690	5/utorak	1523	3879	1920	200	1131	989	
	I+II	4/ponedjeljak	2	1	18	771	5/utorak	3142	6192	3893	325	2314	1904	
Juni	I	2/utorak	2	1	9	336	2/utorak	1383	3077	1877	140	1347	669	2016
	II	1/ponedjeljak	3	1	20	588	2/utorak	1368	3498	1757	227	1267	717	1984
	I+II	3/srijeda	2	2	20	649	2/utorak	2751	6088	3633	366	2614	1385	4000
Juli	I	2/četvrtak	2	2	8	358	23/četvrtak	1618	3532	2185	206	1641	751	2291
	II	1/srijeda	2	1	19	755	23/četvrtak	1594	4361	1983	313	1526	769	2295
	I+II	1/srijeda	2	6	19	834	23/četvrtak	3212	7893	4168	519	3167	1520	4687
Avgust	I	25/utorak	3	2	9	380	31/ponedjeljak	1724	3407	2141	197	1445	892	2337
	II	25/utorak	3	1	20	830	31/ponedjeljak	1797	4097	2086	300	1422	965	2387
	I+II	26/srijeda	2	6	19	892	31/ponedjeljak	3521	7312	4227	497	2868	1857	4724
Septembar	I	9/srijeda	2	0	9	404	14/ponedjeljak	1659	3177	1999	119	1456	662	2118
	II	14/ponedjeljak	2	0	18	708	1/utorak	1638	3932	1972	164	1414	722	2136
	I+II	14/ponedjeljak	2	1	18	790	1/utorak	3301	6744	3971	283	2870	1384	4254
Oktobar	I	13/utorak	2	0	9	319	13/utorak	1028	2639	1616	98	1136	578	607
	II	6/utorak	2	0	18	610	13/utorak	1090	3138	1591	107	1091	607	1185
	I+II	15/četvrtak	2	0	18	685	13/utorak	2118	5505	3207	204	2227	1185	574
Novembar	I	2/ponedjeljak	3	0	9	236	3/utorak	1319	2056	1492	84	1054	522	1096
	II	4/srijeda	2	0	17	445	10/utorak	1302	2448	1512	87	1026	574	1096
	I+II	2/ponedjeljak	3	1	17	521	10/utorak	2631	4315	3004	172	2080	1096	315
Decembar	I	1/utorak	2	0	10	212	20/nedjelja	540	1609	1087	68	840	315	328
	II	2/srijeda	3	0	16	365	20/nedjelja	690	1896	1087	62	820	328	643
	I+II	2/srijeda	3	0	16	446	20/nedjelja	1230	3464	2173	130	1661	643	2218
Godina	I	3.1./subota	3	0	9	568	19.2./četvrtak	478	3621	1592	112	1597	1940	2203
	II	4.1./nedjelja	4	0	20	830	19.2./četvrtak	496	4361	1548	148	1536	2053	4421
	I+II	20.2./petak	2	0	19	892	19.2./četvrtak	974	7893	3140	260	3133	3993	4421

**BROJANJE VOZILA NA MREŽI PUTEVA U REPUBLICI SRPSKOJ – 2015. GODINA**  
**VEHICLE COUNTING ON THE ROAD NETWORK OF THE REPUBLIC OF SRPSKA – YEAR 2015**

**TRAFFIC PARAMETERS**

Automatic counter number  
 Location / Mileage [km+m]  
 Road number / Section

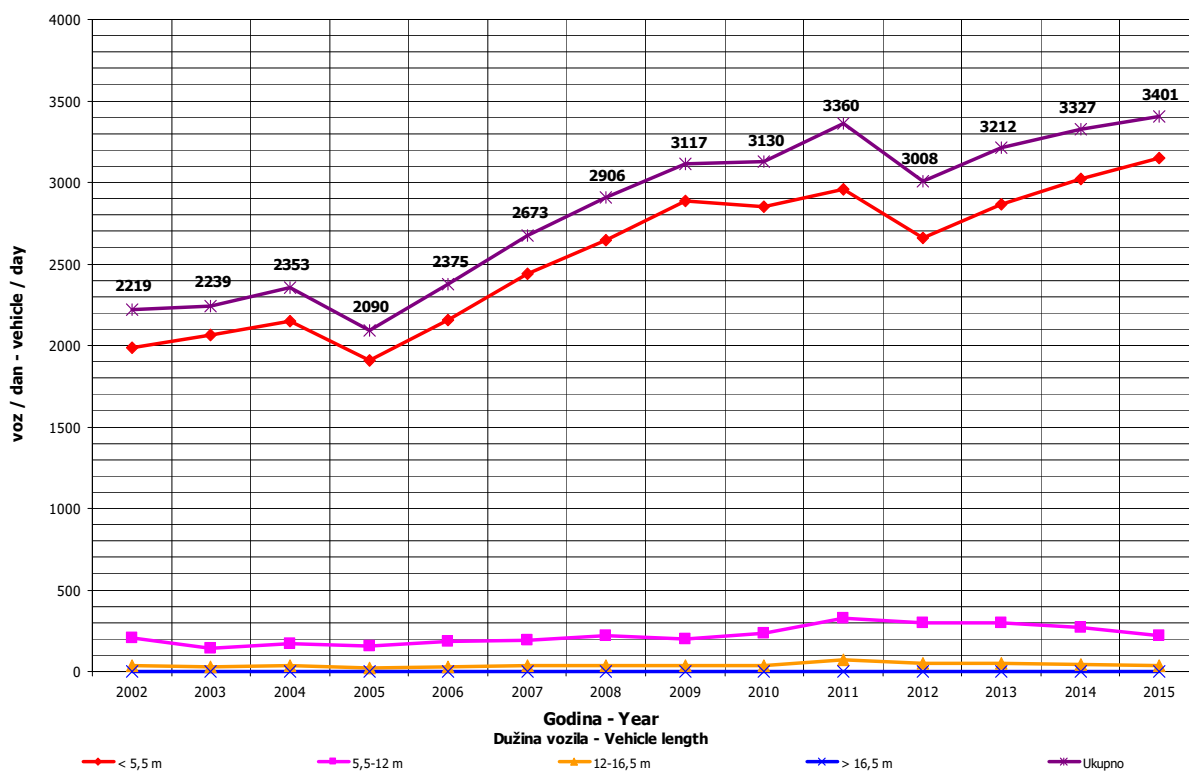
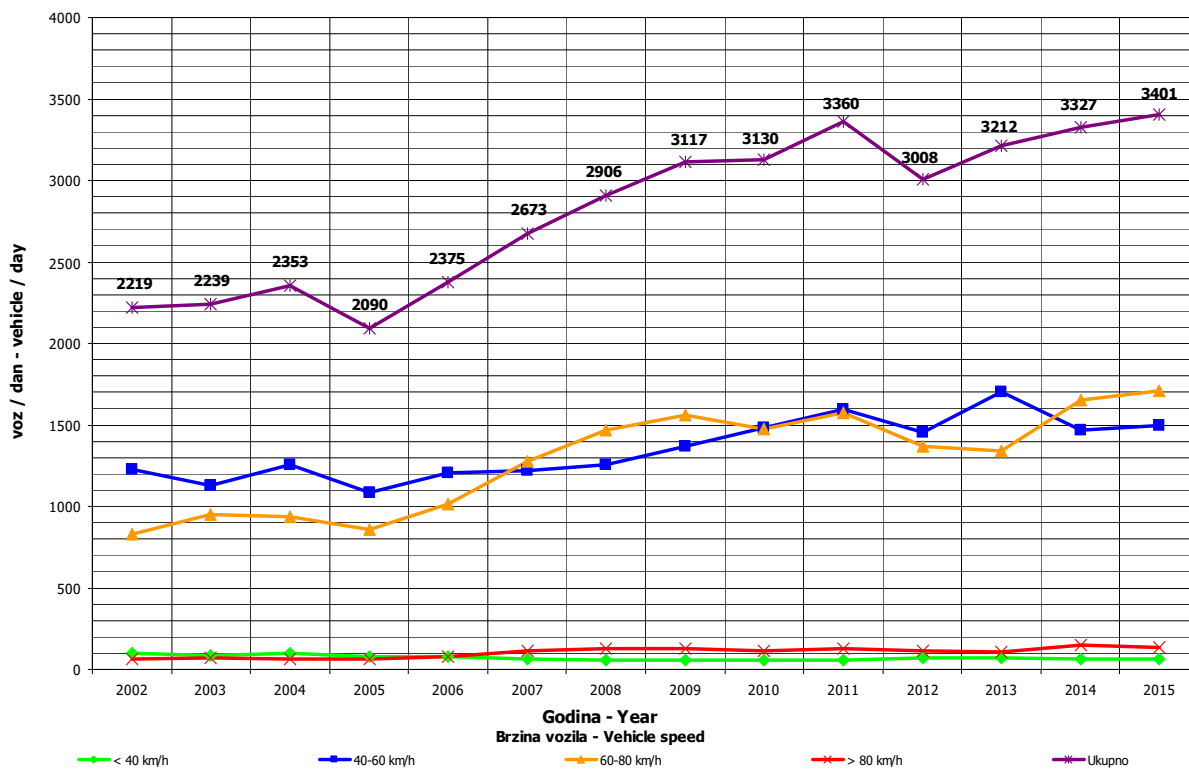
000036  
 Kijevo / 4+562,00  
 M 18 / Krupac - granica / border RS (Bogatšć)

Month	Direction	minimum hour		maximum hour		veh/h	minimum day		maximum day		veh/day	day time average (5-21 h)	night average (21-05 h)	working day average	weekend average	summer average	
		date/day	hour	date/day	hour		date/day	hour	date/day	hour							
January	I	3/Saturday	3	8/Thursday	12	0	2/Friday	728	17/Saturday	1313	918	65	526	457			
	II	4/Sunday	4	18/Sunday	16	0	6/Thursday	700	18/Sunday	1414	916	61	514	463			
	I+II	4/Sunday	4	18/Sunday	16	288	2/Friday	1438	18/Sunday	2546	1834	126	1040	920			
February	I	2/Monday	1	7/Saturday	11	0	19/Thursday	478	7/Saturday	1549	952	63	695	320			
	II	3/Tuesday	4	8/Sunday	16	0	19/Thursday	496	8/Sunday	1739	946	58	677	326			
	I+II	20/Friday	2	8/Sunday	16	312	19/Thursday	974	8/Sunday	3112	1898	120	1372	647			
March	I	3/Tuesday	2	1/Sunday	10	0	25/Wednesday	989	28/Saturday	1829	1130	74	809	395			
	II	8/Sunday	1	15/Sunday	17	0	26/Thursday	957	15/Sunday	1869	1139	68	799	408			
	I+II	26/Thursday	2	15/Sunday	17	380	26/Thursday	1960	15/Sunday	3409	2269	142	1608	803			
April	I	1/Wednesday	2	30/Thursday	17	0	2/Thursday	1310	11/Saturday	2755	1690	100	1079	711			
	II	1/Wednesday	2	12/Sunday	18	0	2/Thursday	1241	12/Sunday	3218	1635	117	1018	735			
	I+II	1/Wednesday	2	12/Sunday	18	646	2/Thursday	2551	12/Sunday	5510	3325	217	2096	1446			
May	I	4/Monday	2	1/Friday	9	0	18/Monday	1559	1/Friday	3621	1973	125	1183	915			
	II	11/Monday	2	3/Sunday	18	0	5/Thursday	1523	3/Sunday	3879	1920	200	1131	989			
	I+II	4/Monday	2	3/Sunday	18	771	5/Thursday	3142	3/Sunday	6192	3893	325	2314	1904			
June	I	2/Tuesday	2	13/Saturday	9	0	2/Thursday	1383	2/Thursday	3077	1877	140	1347	669		2016	
	II	1/Monday	3	14/Sunday	20	0	2/Thursday	1368	14/Sunday	3498	1757	227	1267	717		1984	
	I+II	3/Wednesday	2	14/Sunday	20	649	2/Thursday	2751	14/Sunday	6088	3633	366	2614	1385		4000	
July	I	2/Thursday	2	19/Sunday	8	0	23/Thursday	1618	19/Sunday	3532	2185	206	1641	751		2291	
	II	1/Wednesday	2	19/Sunday	19	0	23/Thursday	1594	19/Sunday	4361	1983	313	1526	769		2295	
	I+II	1/Wednesday	2	19/Sunday	19	834	23/Thursday	3212	19/Sunday	7893	4168	519	3167	1520		4687	
August	I	25/Tuesday	2	16/Sunday	9	0	31/Monday	1724	1/Saturday	3407	2141	197	1445	892		2337	
	II	25/Tuesday	3	16/Sunday	20	0	31/Monday	1797	1/Saturday	4097	2086	300	1422	965		2387	
	I+II	26/Wednesday	2	16/Sunday	19	892	31/Monday	3521	1/Saturday	7312	4227	497	2868	1857		4724	
September	I	9/Wednesday	2	26/Saturday	9	0	14/Monday	1659	26/Saturday	3177	1999	119	1456	662		2118	
	II	14/Monday	2	27/Sunday	18	0	1/Thursday	1638	27/Sunday	3932	1972	164	1414	722		2136	
	I+II	14/Monday	2	27/Sunday	18	790	1/Thursday	3301	27/Sunday	6744	3971	283	2870	1384		4254	
October	I	13/Tuesday	2	10/Saturday	9	0	13/Tuesday	1028	10/Saturday	2639	1616	98	1136	578			
	II	6/Tuesday	2	4/Sunday	18	0	13/Tuesday	1090	4/Sunday	3138	1591	107	1091	607			
	I+II	15/Thursday	2	4/Sunday	18	685	13/Tuesday	2118	4/Sunday	5505	3207	204	2227	1185			
November	I	2/Monday	3	14/Saturday	9	0	3/Thursday	1319	21/Saturday	2056	1492	84	1054	522			
	II	4/Wednesday	2	1/Sunday	17	0	10/Tuesday	1302	1/Sunday	2448	1512	87	1026	574			
	I+II	2/Monday	3	1/Sunday	17	521	10/Tuesday	2631	1/Sunday	4315	3004	172	2080	1096			
December	I	1/Tuesday	2	26/Saturday	10	0	20/Sunday	540	5/Saturday	1609	1087	68	840	315			
	II	2/Wednesday	3	6/Sunday	16	0	20/Sunday	690	6/Sunday	1896	1087	62	820	328			
	I+II	2/Wednesday	3	6/Sunday	16	446	20/Sunday	1230	6/Sunday	3464	2173	130	1661	640			
Year	I	3.1./Saturday	3	0	1.5./Friday	9	568	19.2./Thursday	478	1.5./Friday	3621	112	1597	1940		2218	
	II	4.1./Sunday	4	0	16.8./Sunday	20	830	19.2./Thursday	496	19.7./Sunday	4361	1548	148	1536	2053		2203
	I+II	20.2./Friday	2	0	16.8./Sunday	19	892	19.2./Thursday	974	19.7./Sunday	7893	3140	260	3133	3993		4421

## GODIŠNJA NERAVNOMJERNOST SAOBRAĆAJNOG TOKA TRAFFIC FLOW ANNUAL VARIATION

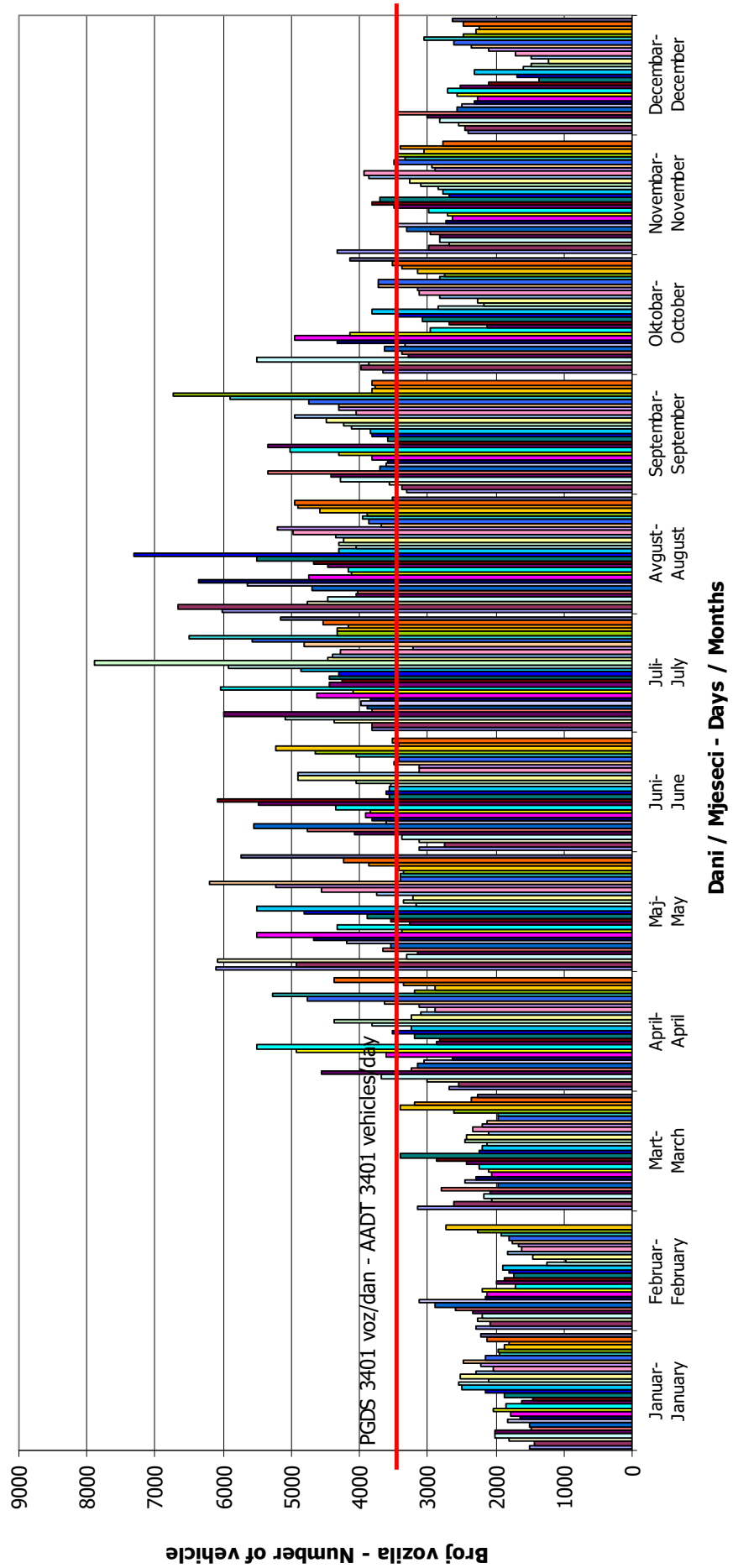
Automatski brojač broj - Automatic counter number  
 Lokalizet - Location / Stacionaža - Mileage [km+m]  
 Broj puta - Road number / Dionica - Section

000036  
 Kijevo / 4+562,00  
 M 18 / Krupac - granica / border RS (Bogatići)



**DNEVNA NERAVNOMJERNOST SAOBRAĆAJNOG TOKA  
 TRAFFIC FLOW DAILY VARIATION**

Automatski brojač broj - Automatic counter number 000036  
 Lokalizet - Location / Stacionaža - Mileage [km+tm] Kijevo / 4+562,00  
 Broj puta - Road number/ Dionica - Section M 18 / Krupac - granica / border RS (Bogatići)

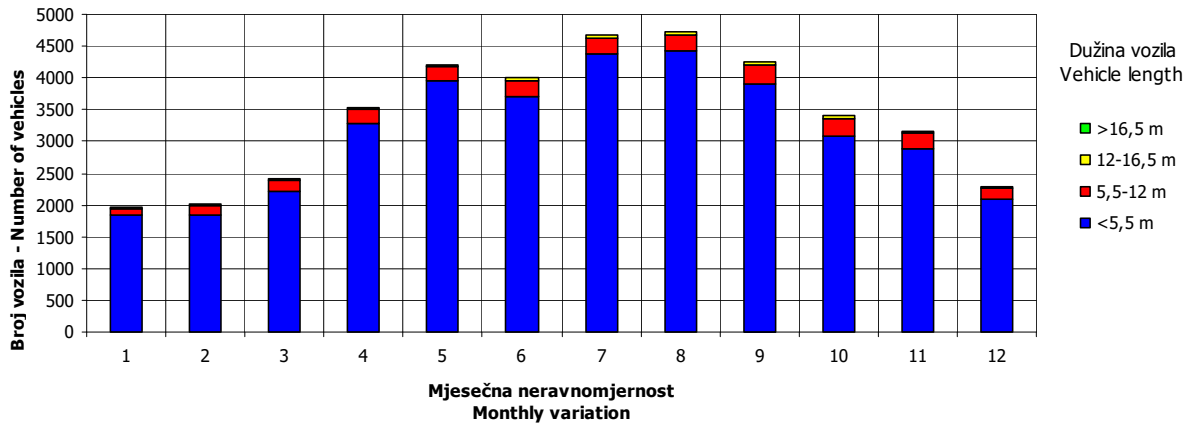
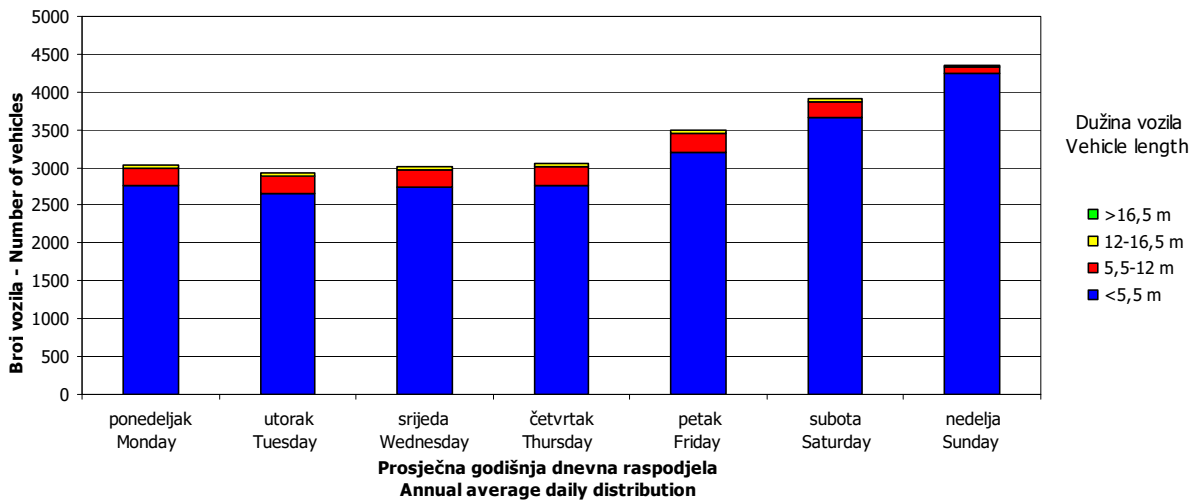


## VREMENSKA RASPODJELA SAOBRAĆAJNOG TOKA TRAFFIC FLOW TIME DISTRIBUTION

Automatski brojač broj - Automatic counter number  
 Lokalizet - Location / Stacionaža - Mileage [km+m]  
 Broj puta - Road number / Dionica - Section

000036  
 Kijevo / 4+562,00  
 M 18 / Krupac - granica / border RS (Bogatići)

**PGDS 3401 voz/dan      AADT 3401 veh/day**

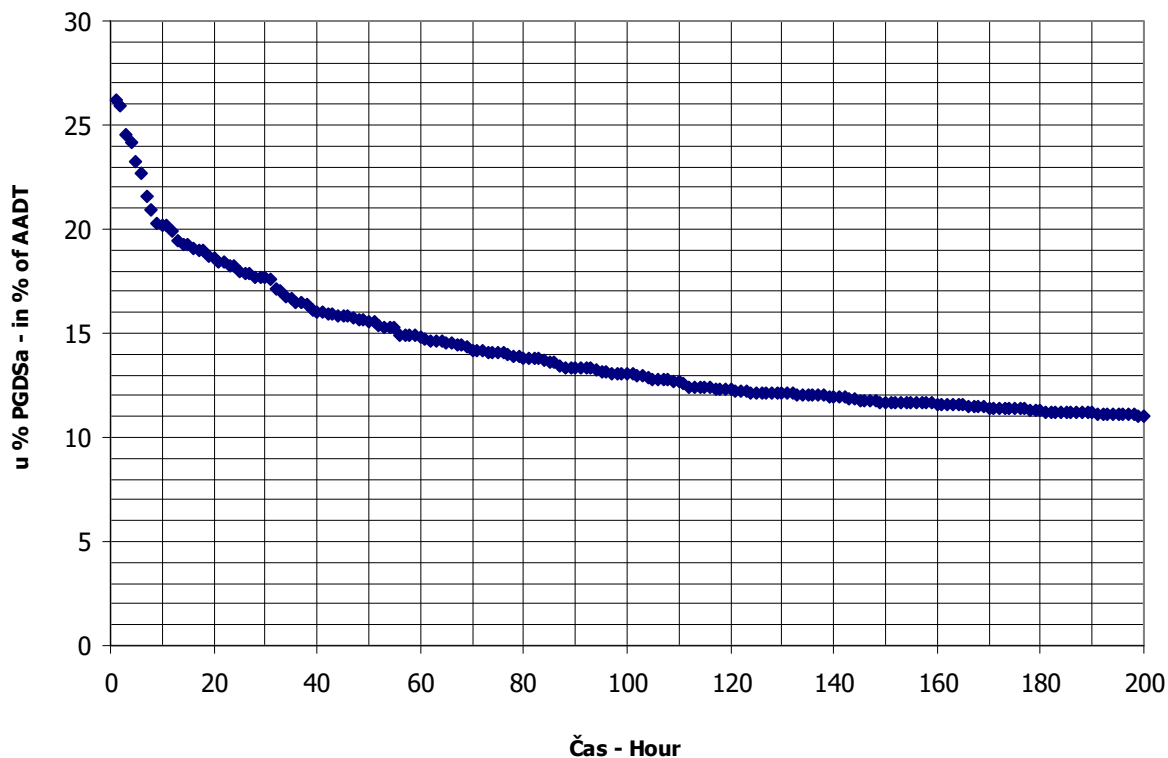


## SATNA DISTRIBUCIJA SAOBRAĆAJNOG TOKA TRAFFIC FLOW HOURLY DISTRIBUTION

Automatski brojač broj - Automatic counter number  
 Lokalitet - Location / Stacionaža - Mileage [km+m]  
 Broj puta - Road number / Dionica - Section

000036  
 Kijevo / 4+562,00  
 M 18 / Krupac - granica / border RS (Bogatići)

PGDS - AADT	3401 voz/dan - veh/day							
Čas - Hour	Maksimalni vršni sat - Maximum peak hour	10	20	30	40	50	100	200
Sat u danu - Hour of day	19	18	19	19	20	18	19	21
Sat u godini - Hour in year	5467	6642	3955	3115	5300	5466	2923	3957
Dan - Day of week	nedelja - Sunday	nedelja - Sunday	nedelja - Sunday	nedelja - Sunday	nedelja - Sunday	nedelja - Sunday	subota - Saturday	nedelja - Sunday
Datum - Date	16	4	14	10	9	16	2	14
Mjesec - Month	avgust - August	oktobar - October	juni - June	maj - May	avgust - August	avgust - August	maj - May	juni - June
Vrijednost - Value	892	685	628	598	544	530	443	376
% - percent	26.23	20.14	18.47	17.58	16.00	15.58	13.03	11.06



**BROJANJE VOZILA NA MREŽI PUTEVA U REPUBLICI SRPSKOJ – 2015. GODINA**  
**VEHICLE COUNTING ON THE ROAD NETWORK OF THE REPUBLIC OF SRPSKA – YEAR 2015**

**MJESEČNI BROJ VOZILA**  
**MONTHLY NUMBER OF VEHICLES**

Automatski brojač broj - Automatic counter number  
 Lokalizet - Location / Stacionaža - Mileage [km+m]  
 Broj puta - Road number / Dionica - Section

000037  
 Stjenice / 13+684,00  
 M19.3 / Podromanija - Rogatica

	Mjesec - Month											
	Januar- January	Februar- February	Mart- March	April- April	Maj- May	Jun- June	Jul- July	August- August	Septembar- September	Oktobar- October	Novembar- November	Decembar- December
1	1441	1897	2340	2120	4788	2394	2911	5731	2391	2816	3172	2056
2	1558	1767	2590	2415	3831	2150	2979	6003	2649	3125	2403	1917
3	2040	1919	2133	2818	4960	2506	3456	4051	2815	3262	2093	2135
4	2147	2018	2008	2944	2770	2543	3568	3828	3417	4031	2096	2523
5	2099	2075	2099	3327	2584	3153	3976	3718	3500	2611	2408	2354
6	1257	2348	2445	2271	3255	3183	2984	3737	3777	2501	2755	2494
7	1325	2417	1944	2272	2839	3722	2924	4599	2642	2621	2853	2089
8	1752	2435	2053	2494	3450	2554	2968	5347	2564	2740	2893	1993
9	2101	1923	1949	2443	3174	2574	3075	5839	2650	3454	2253	2034
10	2100	1908	1912	3237	3303	2596	3812	3988	2901	3397	2200	1907
11	1942	1838	2025	3501	2430	2789	3891	3841	3524	3643	2405	2426
12	1852	1739	1910	3744	2463	3441	4366	3656	3376	2730	2388	2282
13	1649	2036	2399	2779	2435	3400	3390	3637	3918	1911	2818	2073
14	1535	1895	2375	2333	2592	4099	3220	4445	2658	2205	2743	2009
15	1891	1792	2688	2529	3037	2709	3326	4975	2575	2460	3025	1760
16	2144	1898	1958	3102	3053	2625	3426	5662	2742	2893	2225	1590
17	2299	1820	1889	2902	3406	2466	4078	3854	2815	2834	2156	1725
18	2114	1289	1925	2839	2409	2683	4182	3719	3400	2700	2306	1774
19	2129	1118	2005	3061	2327	3314	4962	5440	3462	2078	2372	1884
20	2553	1506	2482	3023	2536	3515	3702	4402	3490	2037	2882	1517
21	2308	1848	1931	2590	2589	3804	3018	3703	5091	2301	3098	1465
22	2160	1382	2099	2480	3244	2773	3382	3854	3340	2376	2760	1729
23	2271	1566	2021	2542	3222	2623	3435	4163	3161	2745	2287	2067
24	2210	1608	1914	2999	3795	2696	4064	3123	3056	2961	2650	2488
25	2000	1790	1765	3157	2502	2819	4900	3013	3645	3010	2872	2745
26	1833	1957	2170	3243	2386	3198	4883	3154	3856	2461	2776	2500
27	1804	2503	2657	2399	2446	3562	3550	3135	4381	2364	2594	2301
28	1956	2407	2581	2308	2527	3807	3368	3777	3059	2519	2958	2391
29	1988		2934	2720	3050	3057	3525	3973	2813	2468	3529	2428
30	2053		2178	4604	3078	3047	3950	3900	2637	3102	2459	2656
31	1998		2026		3408		4551	2550		3314		2356
Ukupno- Total	60509	52699	67405	85196	93889	89802	113822	128817	96305	85670	78429	65668
Prosje- Average	1952	1882	2174	2840	3029	2993	3672	4155	3210	2764	2614	2118
Godšnji prosjek (PGDS) - Annual average (AADT)												2791



**BROJANJE VOZILA NA MREŽI PUTEVA U REPUBLICI SRPSKOJ – 2015. GODINA**  
**VEHICLE COUNTING ON THE ROAD NETWORK OF THE REPUBLIC OF SRPSKA – YEAR 2015**

**STRUKTURA SAOBRAĆAJNOG TOKA**  
**TRAFFIC FLOW COMPOSITION**

Automatski brojač broj - Automatic counter number  
 Lokalitet - Location / Stacionaža - Mileage [km+m]  
 Broj puta - Road number / Dionica - Section

000037  
 Stjenice / 13+684,00  
 M 19.3 / Podromanija - Rogatica

Mjesec - Month	Smjer - Direction	Dužina vozila - Vehicle length								Ukupno - Total
		< 5,5 m	(%)	5,5 - 12 m	(%)	12 - 16,5 m	(%)	< 16,5 m	(%)	
Januar - January	I	26492	87.5	3150	10.4	575	1.9	73	0.2	30290
	II	26983	89.3	2606	8.6	621	2.1	10	0.0	30219
	ukupno - total	53499	88.4	5733	9.5	1197	2.0	80	0.1	60509
Februar - February	I	23377	87.5	2779	10.4	507	1.9	64	0.2	26728
	II	23190	89.3	2239	8.6	533	2.1	8	0.0	25971
	ukupno - total	46594	88.4	4993	9.5	1043	2.0	70	0.1	52699
Mart - March	I	29630	87.5	3523	10.4	643	1.9	82	0.2	33877
	II	29937	89.3	2891	8.6	688	2.1	11	0.0	33528
	ukupno - total	59596	88.4	6386	9.5	1334	2.0	89	0.1	67405
April - April	I	38102	87.5	4530	10.4	827	1.9	105	0.2	43563
	II	37174	89.3	3590	8.6	855	2.1	13	0.0	41633
	ukupno - total	75326	88.4	8072	9.5	1686	2.0	113	0.1	85196
Maj - May	I	40721	87.5	4841	10.4	883	1.9	112	0.2	46557
	II	42263	89.3	4081	8.6	972	2.1	15	0.0	47332
	ukupno - total	83012	88.4	8895	9.5	1858	2.0	124	0.1	93889
Juni - June	I	40607	87.5	4828	10.4	881	1.9	112	0.2	46427
	II	38730	89.3	3740	8.6	891	2.1	14	0.0	43375
	ukupno - total	79398	88.4	8508	9.5	1777	2.0	119	0.1	89802
Juli - July	I	52259	87.5	6213	10.4	1134	1.9	144	0.2	59749
	II	48282	89.3	4663	8.6	1110	2.1	18	0.0	54073
	ukupno - total	100636	88.4	10784	9.5	2252	2.0	151	0.1	113822
Avgust - August	I	55111	87.5	6552	10.4	1196	1.9	152	0.2	63010
	II	58760	89.3	5675	8.6	1351	2.1	21	0.0	65807
	ukupno - total	113894	88.4	12204	9.5	2549	2.0	170	0.1	128817
Septembar - September	I	42313	87.5	5031	10.4	918	1.9	116	0.2	48378
	II	42795	89.3	4133	8.6	984	2.1	16	0.0	47927
	ukupno - total	85148	88.4	9124	9.5	1906	2.0	127	0.1	96305
Oktobar - October	I	37932	87.5	4510	10.4	823	1.9	104	0.2	43369
	II	37771	89.3	3648	8.6	869	2.1	14	0.0	42301
	ukupno - total	75745	88.4	8116	9.5	1695	2.0	113	0.1	85670
Novembar - November	I	34181	87.5	4064	10.4	742	1.9	94	0.2	39080
	II	35135	89.3	3393	8.6	808	2.1	13	0.0	39349
	ukupno - total	69343	88.4	7430	9.5	1552	2.0	104	0.1	78429
Decembar - December	I	28995	87.5	3447	10.4	629	1.9	80	0.2	33151
	II	29035	89.3	2804	8.6	668	2.1	11	0.0	32517
	ukupno - total	58060	88.4	6221	9.5	1299	2.0	87	0.1	65668
Ukupno (godišnje) - Total (annual)	I	449718	87.5	53466	10.4	9757	1.9	1238	0.2	514179
	II	450057	89.3	43462	8.6	10349	2.1	163	0.0	504032
	ukupno - total	900251	88.4	96466	9.5	20147	2.0	1347	0.1	1018211
Prosjeak (PGDS) - Average (AADT)	I	1232	85.9	146	11.1	27	2.7	3	0.3	1409
	II	1233	86.6	119	10.4	28	3.0	0	0.0	1381
	ukupno - total	2466	88.4	264	9.5	55	2.0	4	0.1	2791

**BRONANJE VOZILA NA MREŽI PUTEVA U REPUBLICI SRPSKOJ – 2015. GODINA**  
**VEHICLE COUNTING ON THE ROAD NETWORK OF THE REPUBLIC OF SRPSKA – YEAR 2015**

**SAOBRAĆAJNI POKAZATELJI**

000037  
 Stjenice / 13+684,00  
 M 19.3 / Podromanija - Rogatica

Automatski brojač broj  
 Lokalizirano / Stacionarno [km+m]  
 Broj puta / Dionica

Mjesec	Smjer	minimalni čas		maksimalni čas		voz/dan	datum/dan	voz/dan	maksimalni dan		dnevni prosjek (05-21 h)	noćni prosjek (21-05 h)	prosjek radnim danom	prosjek vikendom	ljetni prosjek
		datum/dan	čas	voz/h	čas				voz/h	datum/dan					
Januar	I	6/utorak	2	0	23/petak	15	130	632	20/utorak	1293	906	71	536	441	
	II	6/utorak	2	0	4/nedjelja	15	163	614	20/utorak	1260	896	78	510	464	
	I+II	6/utorak	2	0	4/nedjelja	15	264	1257	20/utorak	2553	1803	149	1047	905	
Februar	I	12/četvrtak	2	0	27/petak	16	135	536	19/četvrtak	1371	888	67	669	286	
	II	2/ponedjeljak	3	0	8/nedjelja	16	198	582	8/nedjelja	1354	856	72	640	288	
	I+II	13/petak	1	1	8/nedjelja	16	298	1118	19/četvrtak	2503	1744	138	1308	574	
Mart	I	4/srijeda	1	0	28/subota	9	137	868	27/petak	1500	1013	79	759	333	
	II	28/subota	2	0	15/nedjelja	17	226	897	29/nedjelja	1693	996	86	740	343	
	I+II	28/subota	2	0	15/nedjelja	17	311	1765	29/nedjelja	2934	2010	165	1499	676	
April	I	3/petak	3	1	30/četvrtak	18	420	1055	30/četvrtak	2925	1333	119	928	524	
	II	21/utorak	2	1	12/nedjelja	18	394	1065	12/nedjelja	2266	1254	134	851	537	
	I+II	16/četvrtak	2	4	30/četvrtak	18	610	2120	30/četvrtak	4604	2587	253	1779	1061	
Maj	I	5/utorak	2	1	1/petak	10	403	1170	26/utorak	2795	1356	145	893	609	
	II	13/srijeda	1	2	3/nedjelja	18	436	1126	19/utorak	3431	1359	168	845	682	
	I+II	6/srijeda	3	7	3/nedjelja	17	541	2327	19/utorak	4960	2716	313	1738	1291	
Juni	I	2/utorak	1	2	20/subota	10	189	1099	2/utorak	2010	1363	184	1064	483	1547
	II	17/srijeda	10	3	14/nedjelja	19	329	1051	2/utorak	2331	1257	190	960	487	1447
	I+II	1/ponedjeljak	2	7	14/nedjelja	19	412	2150	2/utorak	4099	2620	373	2024	970	2993
Juli	I	9/četvrtak	3	4	25/subota	8	234	1519	7/utorak	2699	1685	242	1356	571	1927
	II	2/četvrtak	1	3	19/nedjelja	19	318	1357	1/srijeda	2687	1515	229	1195	549	1745
	I+II	9/četvrtak	3	12	19/nedjelja	19	435	2911	1/srijeda	4962	3200	471	2551	1120	3672
Avgust	I	31/ponedjeljak	2	4	1/subota	10	315	1292	31/ponedjeljak	3373	1789	243	1273	759	2032
	II	24/ponedjeljak	3	4	16/nedjelja	19	409	1258	9/nedjelja	3415	1823	301	1287	836	2123
	I+II	31/ponedjeljak	2	12	16/nedjelja	18	533	2550	2/nedjelja	6003	3611	544	2560	1595	4155
Septembar	I	8/utorak	1	1	21/ponedjeljak	9	235	1227	1/utorak	2128	1478	135	1124	488	1612
	II	28/ponedjeljak	2	1	21/ponedjeljak	17	353	1164	1/utorak	2963	1446	152	1094	504	1598
	I+II	28/ponedjeljak	2	5	27/nedjelja	17	475	2391	21/ponedjeljak	5091	2923	287	2218	992	3210
Oktobar	I	14/srijeda	2	0	2/petak	17	188	985	13/utorak	1923	1288	111	940	459	
	II	12/ponedjeljak	3	0	4/nedjelja	18	322	926	13/utorak	2312	1250	116	883	482	
	I+II	12/ponedjeljak	3	3	4/nedjelja	17	447	1911	13/utorak	4031	2537	226	1823	940	
Novembar	I	4/srijeda	2	0	25/srijeda	11	152	1032	3/utorak	1664	1208	95	886	416	
	II	3/utorak	2	0	29/nedjelja	16	292	2093	4/srijeda	2230	1208	104	827	485	
	I+II	3/utorak	2	2	29/nedjelja	16	413	2093	29/nedjelja	3529	2416	199	1713	901	
Decembar	I	14/ponedjeljak	2	0	31/četvrtak	15	145	719	20/nedjelja	1499	987	82	792	277	
	II	14/ponedjeljak	2	0	6/nedjelja	15	174	728	21/ponedjeljak	1375	964	85	765	284	
	I+II	14/ponedjeljak	2	0	6/nedjelja	15	280	1465	30/srijeda	2745	1951	168	1557	561	
Godina	I	6.1/utorak	2	0	30.4/četvrtak	18	420	536	19.2/četvrtak	3373	1277	132	1356	1524	1783
	II	6.1/utorak	2	0	3.5/nedjelja	18	436	582	19.2/četvrtak	3431	1238	143	1281	1604	1731
	I+II	6.1/utorak	2	0	30.4/četvrtak	18	610	1118	19.2/četvrtak	6003	2515	275	2638	3129	3514

**BROJANJE VOZILA NA MREŽI PUTEVA U REPUBLICI SRPSKOJ – 2015. GODINA**  
**VEHICLE COUNTING ON THE ROAD NETWORK OF THE REPUBLIC OF SRPSKA – YEAR 2015**

**TRAFFIC PARAMETERS**

Automatic counter number  
 Location / Mileage [km+m]  
 Road number / Section

000037

Sjenice / 13+684,00

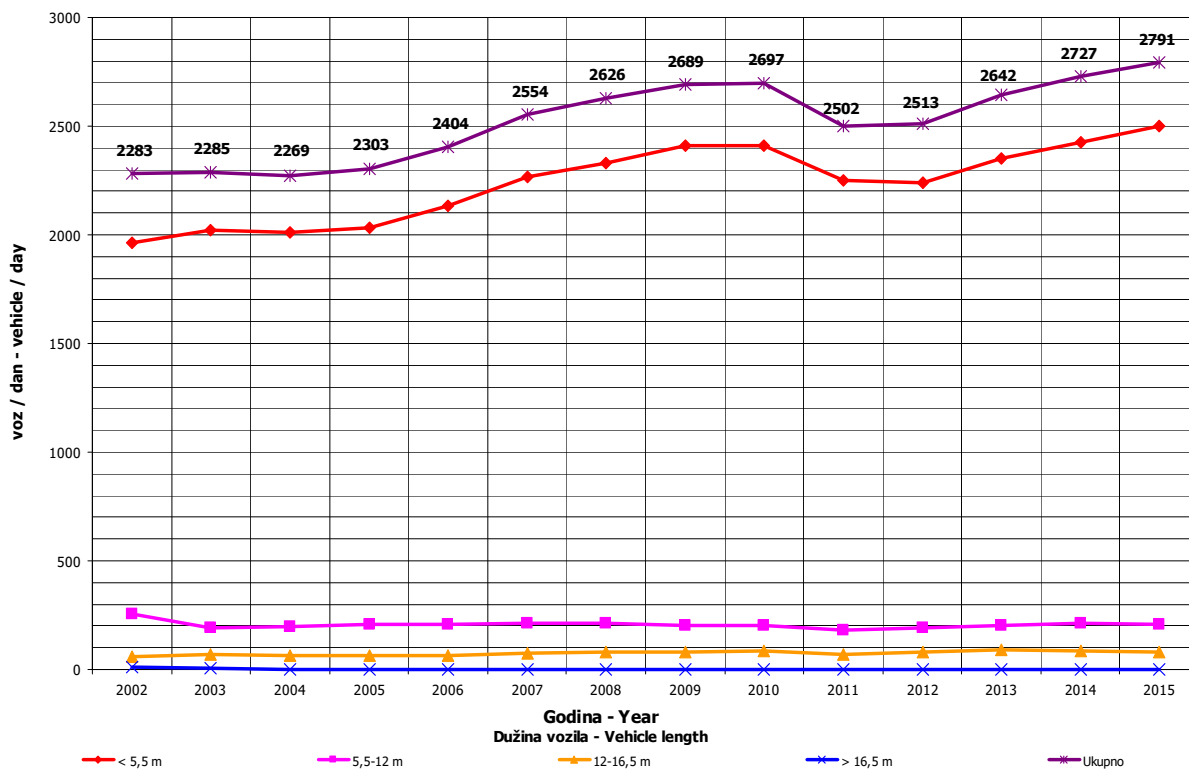
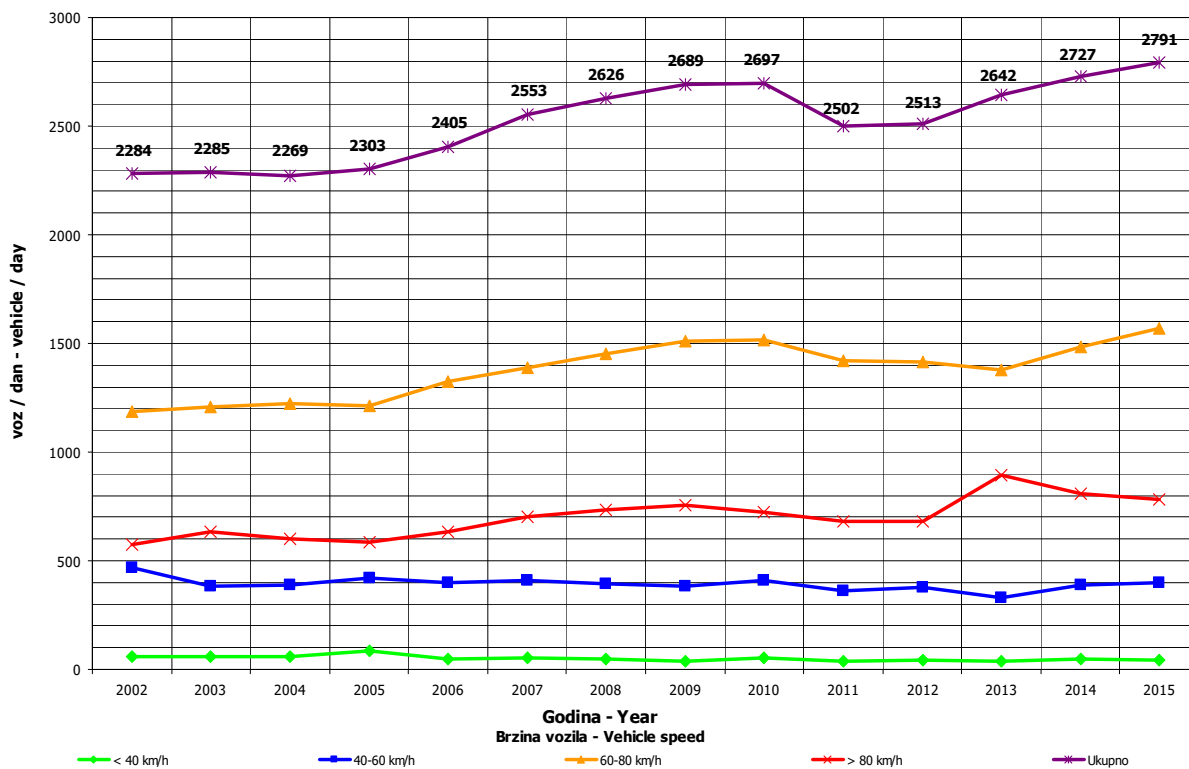
M 19.3 / Podromanija - Rogatica

Month	Direction	minimum hour		maximum hour		veh/h	veh/day	minimum day		maximum day		day time average (5-21 h)	night average (21-05 h)	working day average	weekend average	summer average
		date/day	hour	date/day	hour			date/day	veh/day	date/day	veh/day					
January	I	6/Tuesday	2	0	23/Friday	15	632	7/Wednesday	1293	20/Tuesday	906	71	536	441		
	II	6/Tuesday	2	0	4/Sunday	15	614	6/Tuesday	1260	20/Tuesday	896	78	510	464		
	I+II	6/Tuesday	2	0	4/Sunday	15	264	6/Tuesday	2553	20/Tuesday	1803	149	1047	905		
February	I	12/Thursday	2	0	27/Friday	16	536	19/Thursday	1371	27/Friday	888	67	669	286		
	II	2/Monday	3	0	8/Sunday	16	198	19/Thursday	1354	8/Sunday	856	72	640	288		
	I+II	13/Friday	1	1	8/Sunday	16	298	19/Thursday	1118	27/Friday	1744	138	1308	574		
March	I	28/Saturday	2	0	28/Saturday	9	137	25/Wednesday	868	27/Friday	1013	79	759	333		
	II	4/Wednesday	1	0	15/Sunday	17	226	25/Wednesday	897	29/Sunday	996	86	740	343		
	I+II	28/Saturday	2	0	15/Sunday	17	311	25/Wednesday	1765	29/Sunday	2934	165	1499	676		
April	I	3/Friday	3	1	30/Thursday	18	420	1/Wednesday	1055	30/Thursday	1333	119	928	524		
	II	21/Tuesday	2	1	12/Sunday	18	394	1/Wednesday	1065	12/Sunday	1254	134	851	537		
	I+II	16/Thursday	2	4	30/Thursday	18	610	1/Wednesday	2120	30/Thursday	2587	253	1779	1061		
May	I	5/Tuesday	2	1	1/Friday	10	403	26/Tuesday	1170	1/Friday	1356	145	893	609		
	II	13/Wednesday	1	2	3/Sunday	18	436	19/Tuesday	1126	3/Sunday	1359	168	845	682		
	I+II	6/Wednesday	3	7	3/Sunday	17	541	19/Tuesday	2327	3/Sunday	2716	313	1738	1291		
June	I	2/Tuesday	1	2	20/Saturday	10	189	2/Tuesday	1099	20/Saturday	2010	184	1064	483	1547	
	II	17/Wednesday	10	3	14/Sunday	19	329	2/Tuesday	1051	14/Sunday	1257	190	960	487	1447	
	I+II	1/Monday	2	7	14/Sunday	19	412	2/Tuesday	2150	14/Sunday	4099	373	2024	970	2993	
July	I	9/Thursday	3	4	25/Saturday	8	234	7/Tuesday	1519	25/Saturday	1685	242	1356	571	1927	
	II	2/Thursday	1	3	19/Sunday	19	318	1/Wednesday	1357	19/Sunday	1515	229	1195	549	1745	
	I+II	9/Thursday	3	12	19/Sunday	19	435	1/Wednesday	2911	19/Sunday	3200	471	2551	1120	3672	
August	I	31/Monday	2	4	1/Saturday	10	315	31/Monday	1292	1/Saturday	1789	243	1273	759	2032	
	II	24/Monday	3	4	16/Sunday	19	409	31/Monday	1258	9/Sunday	1823	301	1287	836	2123	
	I+II	31/Monday	2	12	16/Sunday	18	533	31/Monday	2550	2/Sunday	3611	544	2560	1595	4155	
September	I	8/Tuesday	1	1	21/Monday	9	235	1/Tuesday	1227	21/Monday	1478	135	1124	488	1612	
	II	26/Monday	2	1	21/Monday	17	353	1/Tuesday	1164	21/Monday	1446	152	1094	504	1598	
	I+II	28/Monday	2	5	27/Sunday	17	475	1/Tuesday	2391	21/Monday	2923	287	2218	992	3210	
October	I	14/Wednesday	2	0	2/Friday	17	188	13/Tuesday	985	9/Friday	1288	111	940	459		
	II	12/Monday	3	0	4/Sunday	18	322	13/Tuesday	926	4/Sunday	1250	116	883	482		
	I+II	12/Monday	3	3	4/Sunday	17	447	13/Tuesday	1911	4/Sunday	2537	226	1823	940		
November	I	4/Wednesday	2	0	25/Wednesday	11	152	3/Tuesday	1032	21/Saturday	1208	95	886	416		
	II	3/Tuesday	2	0	29/Sunday	16	292	4/Wednesday	1041	29/Sunday	1208	104	827	485		
	I+II	3/Tuesday	2	2	29/Sunday	16	413	3/Tuesday	2093	29/Sunday	2416	199	1713	901		
December	I	14/Monday	2	0	31/Thursday	15	145	20/Sunday	719	25/Friday	987	82	792	277		
	II	14/Monday	2	0	6/Sunday	15	174	21/Monday	728	30/Wednesday	1375	85	765	284		
	I+II	14/Monday	2	0	6/Sunday	15	280	21/Monday	1465	25/Friday	1951	168	1557	561		
Year	I	6.1./Tuesday	2	0	30.4./Thursday	18	420	19.2./Thursday	536	1.8./Saturday	1277	132	1356	1524	1783	
	II	6.1./Tuesday	2	0	3.5./Sunday	18	436	19.2./Thursday	582	3.5./Sunday	1238	143	1281	1604	1731	
	I+II	6.1./Tuesday	2	0	30.4./Thursday	18	610	19.2./Thursday	1118	2.8./Sunday	2515	275	2638	3129	3514	

## GODIŠNJA NERAVNOMJERNOST SAOBRAĆAJNOG TOKA TRAFFIC FLOW ANNUAL VARIATION

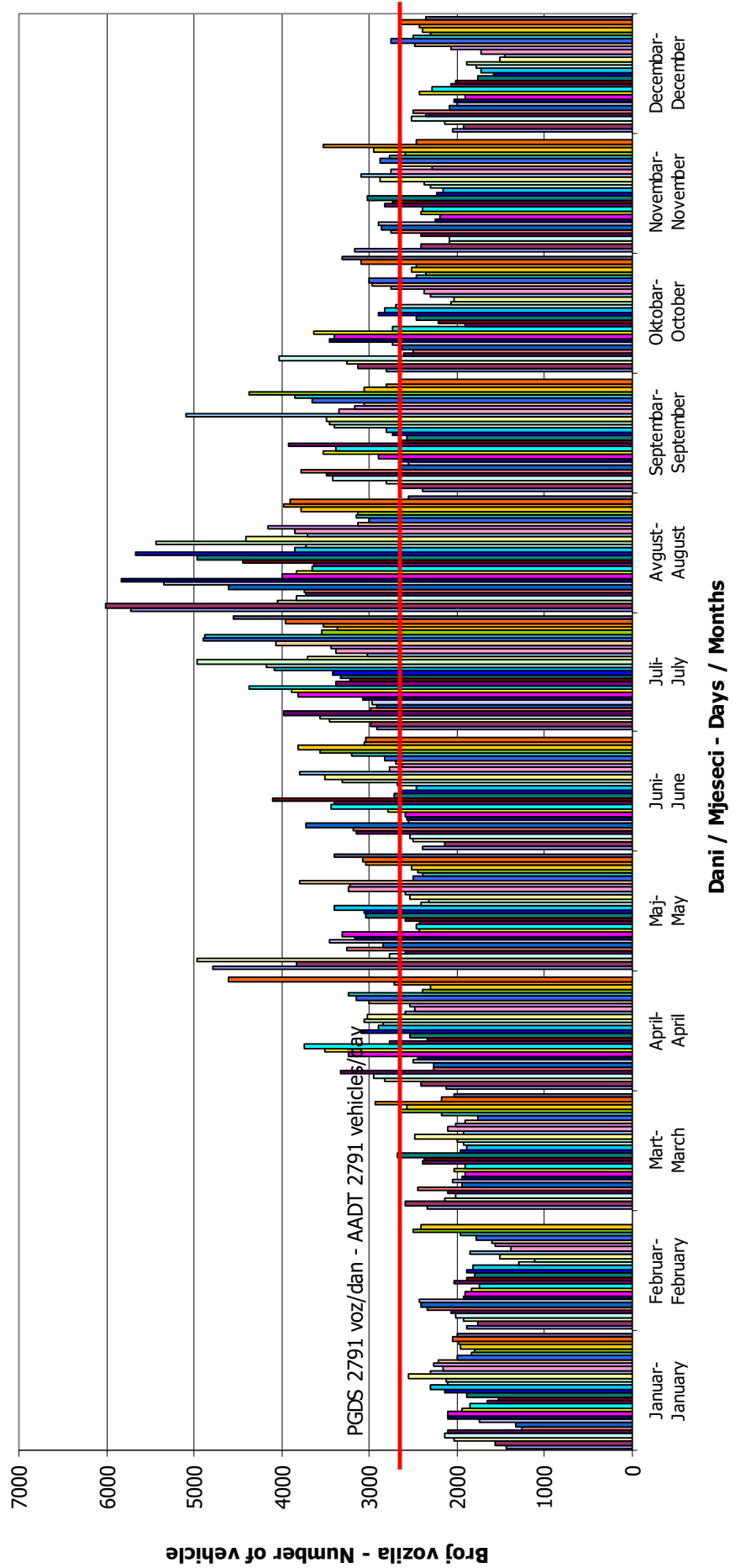
Automatski brojač broj - Automatic counter number  
 Lokalizet - Location / Stacionaža - Mileage [km+m]  
 Broj puta - Road number / Dionica - Section

000037  
 Stjenice / 13+684,00  
 M 19.3 / Podromanija - Rogatica



**DNEVNA NERAVNOMJERNOST SAOBRAĆAJNOG TOKA  
 TRAFFIC FLOW DAILY VARIATION**

Automatski brojač broj - Automatic counter number 000037  
 Lokalizet - Location / Stacionaža - Mileage [km+tm] Sjenice / 13+684,00  
 Broj puta - Road number/ Dionica - Section M 19.3 / Podromanija - Rogatica

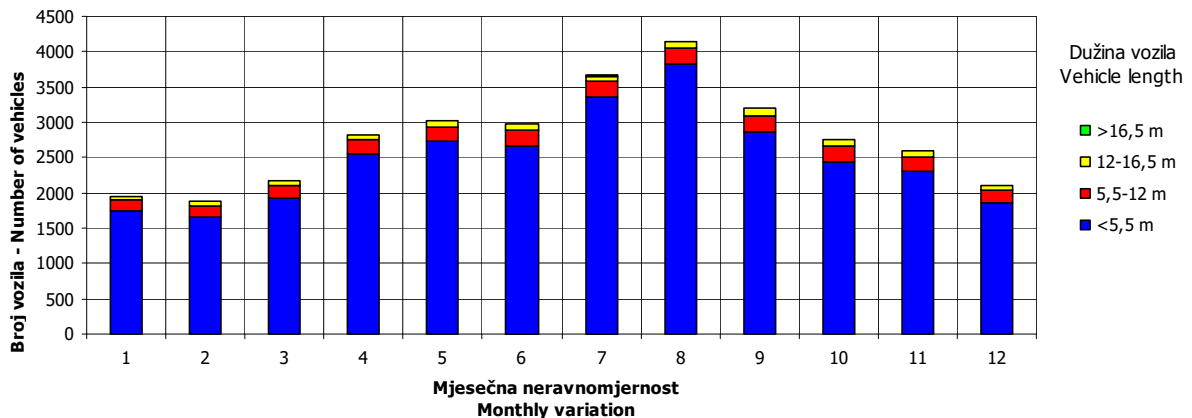
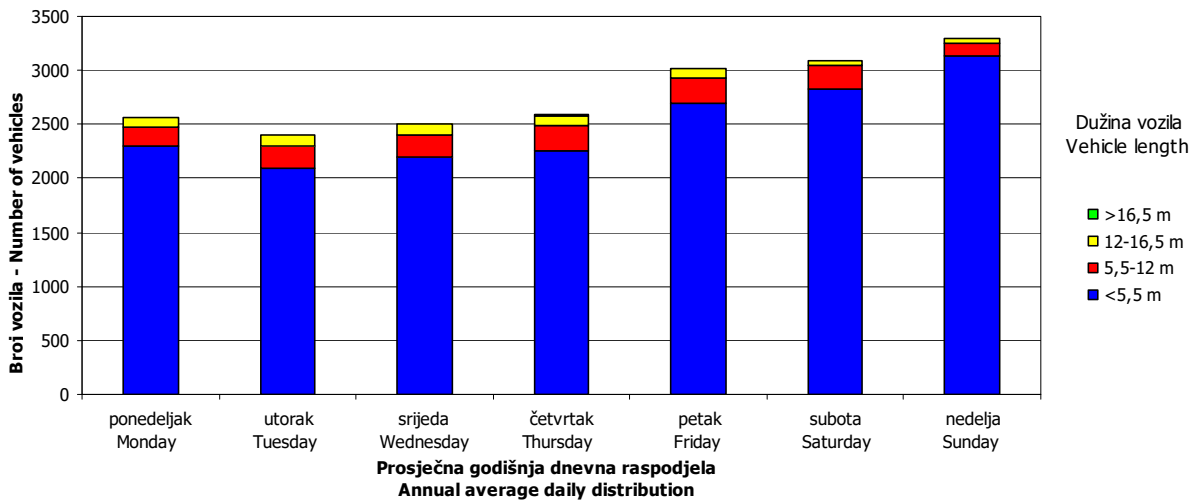
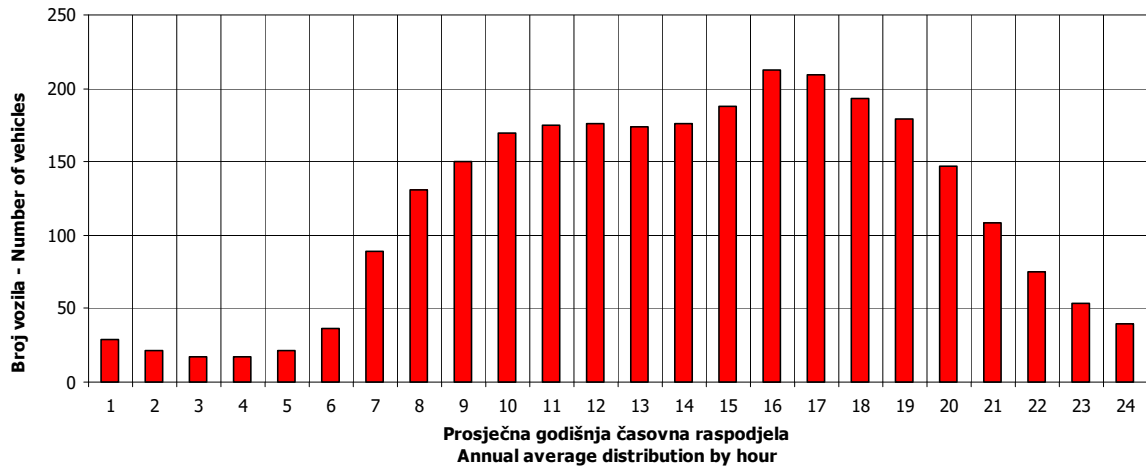


## VREMENSKA RASPODJELA SAOBRAĆAJNOG TOKA TRAFFIC FLOW TIME DISTRIBUTION

Automatski brojač broj - Automatic counter number  
 Lokalizet - Location / Stacionaža - Mileage [km+m]  
 Broj puta - Road number / Dionica - Section

000037  
 Stjenice / 13+684,00  
 M 19.3 / Podromanija - Rogatica

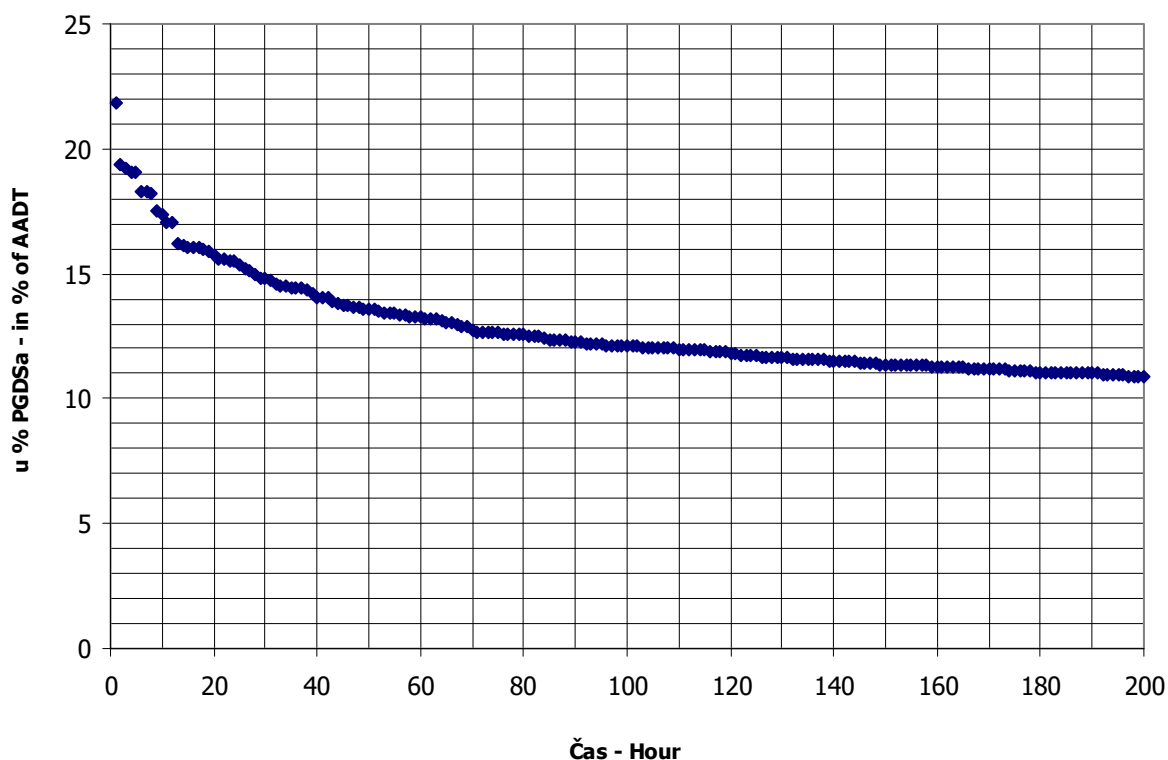
**PGDS 2791 voz/dan    AADT 2791 veh/day**



## SATNA DISTRIBUCIJA SAOBRAĆAJNOG TOKA TRAFFIC FLOW HOURLY DISTRIBUTION

Automatski brojač broj - Automatic counter number 000037  
 Lokalizet - Location / Stacionaža - Mileage [km+m] Stjenice / 13+684,00  
 Broj puta - Road number / Dionica - Section M 19.3 / Podromanija - Rogatica

PGDS - AADT	2791 voz/dan - veh/day							
Čas - Hour	Maksimalni vršni sat - Maximum peak hour	10	20	30	40	50	100	200
Sat u danu - Hour of day	18	16	19	19	17	17	21	12
Sat u godini - Hour in year	2874	2944	4795	3955	5537	3281	5133	5124
Dan - Day of week	četvrtak - Thursday	nedjelja - Sunday	nedjelja - Sunday	nedjelja - Sunday	srijeda - Wednesday	nedjelja - Sunday	nedjelja - Sunday	nedjelja - Sunday
Datum - Date	30	3	3	14	19	17	2	2
Mjesec - Month	april - April	maj - May	juli - July	juni - June	avgust - August	maj - May	avgust - August	avgust - August
Vrijednost - Value	610	477	435	412	393	379	338	301
% - percent	21.86	17.09	15.59	14.76	14.08	13.58	12.11	10.78



**BROJANJE VOZILA NA MREŽI PUTEVA U REPUBLICI SRPSKOJ – 2015. GODINA**  
**VEHICLE COUNTING ON THE ROAD NETWORK OF THE REPUBLIC OF SRPSKA – YEAR 2015**

**MJESEČNI BROJ VOZILA**  
**MONTHLY NUMBER OF VEHICLES**

Automatski brojač broj - Automatic counter number  
 Lokalizet - Location / Stacionaža - Mileage [km+m]  
 Broj puta - Road number / Dionica - Section

000038  
 Svibo / 6+062,00  
 M 5 / Ustiprača - Međača

	Mjesec - Month											
	Januar- January	Februar- February	Mart- March	April- April	Maj- May	Jun- June	Jul- July	August- August	Septembar- September	Oktobar- October	Novembar- November	Decembar- December
1	1018	1224	1413	1590	3011	1735	2149	4101	1804	1907	2090	1430
2	1141	1226	1734	1655	2633	1653	2155	4852	2032	2144	1622	1380
3	1476	1335	1410	1849	3632	1742	2486	3106	2272	1998	1653	1497
4	1472	1308	1393	1845	2086	1870	2594	2962	2427	2372	1602	1637
5	1448	1437	1453	2051	1950	2147	2705	2800	2518	1829	1595	1485
6	924	1619	1703	1595	2199	2266	2094	2903	2594	1737	1916	1480
7	851	1544	1304	1612	2048	2785	2168	3437	2024	1860	1899	1447
8	1221	1597	1391	1684	2352	1870	2282	4001	1938	1853	2027	1432
9	1335	1302	1370	1747	2048	1990	2219	4308	1896	2043	1529	1518
10	1412	1326	1253	2132	2199	1855	2915	2974	2217	2077	1572	1426
11	1298	1372	1340	2337	1831	2002	2826	2787	2585	2398	1588	1649
12	1281	1271	1397	2365	1726	2409	3468	2757	2428	1675	1612	1463
13	1094	1453	1592	1750	1785	2318	2516	2793	2624	1743	2053	1338
14	932	1235	1524	1663	1933	2919	2364	3257	1943	1802	1892	1301
15	1203	1262	1864	1793	2160	2009	2568	3685	1894	1797	1897	1098
16	1429	1510	1400	2352	2191	1874	2416	3739	1996	2057	1538	1521
17	1548	1323	1342	2223	2313	1923	2915	2677	2121	1984	1516	1266
18	1340	997	1325	1871	1773	2041	3047	2581	2359	2304	1577	1187
19	1369	798	1402	1959	1611	2511	3533	3082	2477	1800	1556	1111
20	1570	1003	1682	2249	1873	2558	2819	3079	2287	1623	1885	981
21	1679	1247	1307	1900	1874	2556	2224	2734	3305	1541	1772	999
22	1438	917	1315	1804	2221	1952	2555	2858	2311	1768	1711	1123
23	1503	1034	1452	1898	2075	1822	2673	3112	2175	2043	1596	1413
24	1407	1129	1347	2049	2609	1874	2956	2358	2112	1879	1707	1675
25	1307	1271	1415	2249	1885	2102	3648	2267	2461	2124	1980	1775
26	1319	1350	1668	2207	1634	2367	3572	2415	2405	1698	1906	1582
27	1241	1562	1782	1745	1854	2487	2606	2310	2601	1628	1611	1389
28	1359	1457	1739	1794	1915	2616	2592	2900	2022	1665	1794	1646
29	1180		1821	1965	2106	2011	2647	2875	1973	1688	2171	1648
30	1361		1525	3318	2028	1958	2949	2743	1929	2046	1689	1803
31	1351		1513		2284		3342	1728		1941		1502
Ukupno- Total	40507	36109	46176	59251	65839	64222	84003	94181	67730	59024	52556	44202
Prosje- Average	1307	1290	1490	1975	2124	2141	2710	3038	2258	1904	1752	1426
Godšnji prosjek (PGDS) - Annual average (AADT)												1958



**BROJANJE VOZILA NA MREŽI PUTEVA U REPUBLICI SRPSKOJ – 2015. GODINA**  
**VEHICLE COUNTING ON THE ROAD NETWORK OF THE REPUBLIC OF SRPSKA – YEAR 2015**

**STRUKTURA SAOBRAĆAJNOG TOKA**  
**TRAFFIC FLOW COMPOSITION**

Automatski brojač broj - Automatic counter number  
 Lokalitet - Location / Stacionaža - Mileage [km+m]  
 Broj puta - Road number / Dionica - Section

000038  
 Svibo / 6+062,00  
 M 5 / Ustiprača - Međađa

Mjesec - Month	Smjer - Direction	Dužina vozila - Vehicle length								Ukupno - Total
		< 5,5 m	(%)	5,5 - 12 m	(%)	12 - 16,5 m	(%)	< 16,5 m	(%)	
Januar - January	I	17342	87.5	2062	10.4	376	1.9	48	0.2	19828
	II	18465	89.3	1783	8.6	425	2.1	7	0.0	20679
	ukupno - total	35814	88.4	3838	9.5	801	2.0	54	0.1	40507
Februar - February	I	15728	87.5	1870	10.4	341	1.9	43	0.2	17983
	II	16185	89.3	1563	8.6	372	2.1	6	0.0	18126
	ukupno - total	31926	88.4	3421	9.5	714	2.0	48	0.1	36109
Mart - March	I	19933	87.5	2370	10.4	432	1.9	55	0.2	22790
	II	20882	89.3	2017	8.6	480	2.1	8	0.0	23386
	ukupno - total	40827	88.4	4375	9.5	914	2.0	61	0.1	46176
April - April	I	26031	87.5	3095	10.4	565	1.9	72	0.2	29762
	II	26331	89.3	2543	8.6	606	2.1	10	0.0	29489
	ukupno - total	52387	88.4	5613	9.5	1172	2.0	78	0.1	59251
Maj - May	I	28155	87.5	3347	10.4	611	1.9	77	0.2	32190
	II	30045	89.3	2902	8.6	691	2.1	11	0.0	33649
	ukupno - total	58212	88.4	6238	9.5	1303	2.0	87	0.1	65839
Juni - June	I	27598	87.5	3281	10.4	599	1.9	76	0.2	31554
	II	29169	89.3	2817	8.6	671	2.1	11	0.0	32668
	ukupno - total	56782	88.4	6084	9.5	1271	2.0	85	0.1	64222
Juli - July	I	36740	87.5	4368	10.4	797	1.9	101	0.2	42006
	II	37500	89.3	3621	8.6	862	2.1	14	0.0	41997
	ukupno - total	74271	88.4	7959	9.5	1662	2.0	111	0.1	84003
Avgust - August	I	41033	87.5	4878	10.4	890	1.9	113	0.2	46914
	II	42205	89.3	4076	8.6	971	2.1	15	0.0	47267
	ukupno - total	83270	88.4	8923	9.5	1863	2.0	125	0.1	94181
Septembar - September	I	29754	87.5	3537	10.4	646	1.9	82	0.2	34019
	II	30101	89.3	2907	8.6	692	2.1	11	0.0	33711
	ukupno - total	59883	88.4	6417	9.5	1340	2.0	90	0.1	67730
Oktobar - October	I	25515	87.5	3033	10.4	554	1.9	70	0.2	29172
	II	26655	89.3	2574	8.6	613	2.1	10	0.0	29852
	ukupno - total	52186	88.4	5592	9.5	1168	2.0	78	0.1	59024
Novembar - November	I	22740	87.5	2703	10.4	493	1.9	63	0.2	25999
	II	23713	89.3	2290	8.6	545	2.1	9	0.0	26557
	ukupno - total	46467	88.4	4979	9.5	1040	2.0	70	0.1	52556
Decembar - December	I	19257	87.5	2289	10.4	418	1.9	53	0.2	22017
	II	19809	89.3	1913	8.6	456	2.1	7	0.0	22185
	ukupno - total	39081	88.4	4188	9.5	875	2.0	58	0.1	44202
Ukupno (godišnje) - Total (annual)	I	309826	87.5	36835	10.4	6722	1.9	853	0.2	354234
	II	321061	89.3	31005	8.6	7383	2.1	117	0.0	359566
	ukupno - total	631106	88.4	67626	9.5	14123	2.0	944	0.1	713800
Prosjeak (PGDS) - Average (AADT)	I	849	85.9	101	11.1	18	2.7	2	0.3	971
	II	880	86.6	85	10.4	20	3.0	0	0.0	985
	ukupno - total	1729	88.3	185	9.5	39	2.0	3	0.1	1958

**BRONANJE VOZILA NA MREŽI PUTEVA U REPUBLICI SRPSKOJ – 2015. GODINA**  
**VEHICLE COUNTING ON THE ROAD NETWORK OF THE REPUBLIC OF SRPSKA – YEAR 2015**

**SAOBRAĆAJNI POKAZATELJI**

000038  
 Svibo / 6+062,00  
 M 5 / Ustiprača - Međeda

Automatski brojač broj  
 Lokalityt / Stacionaža [km+m]  
 Broj puta / Dionica

Mjesec	Smjer	minimalni čas			maksimalni čas			voz/h		minimalni dan		maksimalni dan		dnevni prosjek (05-21 h)	noćni prosjek (21-05 h)	prosjek radnim danom	prosjek vikendom	ljetni prosjek
		datum/dan	čas	voz/h	datum/dan	čas	voz/h	datum/dan	voz/dan	datum/dan	voz/dan							
Januar	I	4/nedjelja	3	0	99	12	851	21/srijeda	416	7/srijeda	851	21/srijeda	851	594	46	351	288	
	II	7/srijeda	2	0	120	14	853	7/srijeda	435	7/srijeda	853	4/nedjelja	853	616	51	349	319	
	I+II	7/srijeda	2	0	185	14	1679	7/srijeda	851	21/srijeda	1679	21/srijeda	1679	1210	97	700	607	
Februar	I	2/ponedjeljak	2	0	90	13	846	16/ponedjeljak	369	19/četvrtak	846	27/petak	846	595	47	458	185	
	II	23/ponedjeljak	1	0	103	9	863	21/subota	429	19/četvrtak	863	8/nedjelja	863	593	55	458	190	
	I+II	19/četvrtak	2	2	163	15	1619	8/nedjelja	798	19/četvrtak	1619	6/petak	1619	1188	102	915	374	
Mart	I	1/nedjelja	4	0	126	11	963	15/nedjelja	613	22/nedjelja	963	28/subota	963	681	54	519	216	
	II	4/srijeda	23	0	152	15	1052	15/nedjelja	604	10/utorak	1052	2/ponedjeljak	1052	693	62	529	225	
	I+II	28/subota	2	0	208	15	1864	15/nedjelja	1253	10/utorak	1864	15/nedjelja	1864	1374	115	1048	441	
April	I	22/srijeda	3	0	226	19	2053	30/četvrtak	759	1/srijeda	2053	30/četvrtak	2053	910	82	654	338	
	II	1/srijeda	1	0	193	17	1417	12/nedjelja	800	6/ponedjeljak	1417	12/nedjelja	1417	891	92	629	354	
	I+II	2/četvrtak	4	4	315	18	3318	30/četvrtak	1590	1/srijeda	3318	30/četvrtak	3318	1801	174	1283	692	
Maj	I	8/petak	4	0	222	9	1649	26/utorak	814	26/utorak	1649	1/petak	1649	948	91	630	409	
	II	10/nedjelja	2	1	291	17	2332	19/utorak	785	19/utorak	2332	3/nedjelja	2332	980	106	623	463	
	I+II	5/utorak	2	6	381	17	3632	19/utorak	1611	19/utorak	3632	3/nedjelja	3632	1928	196	1252	872	
Juni	I	4/četvrtak	3	0	134	12	1341	21/nedjelja	825	2/utorak	1341	27/subota	1341	950	102	720	332	1052
	II	17/srijeda	11	1	199	18	1582	14/nedjelja	828	2/utorak	1582	14/nedjelja	1582	967	121	737	352	1089
	I+II	2/utorak	2	5	293	18	2919	14/nedjelja	1653	2/utorak	2919	14/nedjelja	2919	1918	223	1457	684	2141
Juli	I	2/četvrtak	3	0	153	19	1845	31/petak	1037	1/srijeda	1845	25/subota	1845	1218	137	950	405	1355
	II	8/srijeda	2	4	187	18	1856	12/nedjelja	1037	6/ponedjeljak	1856	19/nedjelja	1856	1187	168	940	415	1355
	I+II	8/srijeda	2	6	306	18	3648	12/nedjelja	2094	6/ponedjeljak	3648	25/subota	3648	2405	305	1891	819	2710
Avgust	I	31/ponedjeljak	3	1	220	9	2290	2/nedjelja	862	31/ponedjeljak	2290	2/nedjelja	2290	1360	153	940	573	1513
	II	27/četvrtak	1	1	305	19	2562	2/nedjelja	866	31/ponedjeljak	2562	2/nedjelja	2562	1355	170	928	597	1525
	I+II	31/ponedjeljak	3	5	397	19	4852	2/nedjelja	1728	31/ponedjeljak	4852	2/nedjelja	4852	2715	323	1868	1170	3038
Septembar	I	24/četvrtak	3	0	136	10	1469	21/ponedjeljak	887	1/utorak	1469	21/ponedjeljak	1469	1038	97	806	329	1134
	II	15/utorak	1	3	205	17	1836	1/utorak	917	1/utorak	1836	21/ponedjeljak	1836	1021	102	788	336	1123
	I+II	3/četvrtak	3	5	310	16	3305	1/utorak	1804	1/utorak	3305	21/ponedjeljak	3305	2059	199	1593	664	2258
Oktobar	I	15/četvrtak	3	0	100	10	1158	10/subota	768	21/srijeda	1158	2/petak	1158	869	73	648	293	
	II	8/četvrtak	2	1	168	17	1361	21/srijeda	773	21/srijeda	1361	4/nedjelja	1361	877	85	641	322	
	I+II	8/četvrtak	3	3	244	17	2398	21/srijeda	1541	21/srijeda	2398	11/nedjelja	2398	1746	158	1289	615	
Novembar	I	27/petak	2	0	112	10	1105	9/ponedjeljak	737	9/ponedjeljak	1105	25/srijeda	1105	801	65	602	264	
	II	16/ponedjeljak	2	3	251	16	1386	19/četvrtak	753	19/četvrtak	1386	29/nedjelja	1386	808	78	575	311	
	I+II	16/ponedjeljak	2	3	362	16	2171	17/utorak	1516	17/utorak	2171	29/nedjelja	2171	1609	143	1177	575	
Decembar	I	1/utorak	3	0	84	13	938	20/nedjelja	495	20/nedjelja	938	25/petak	938	654	56	538	172	
	II	3/četvrtak	1	0	89	15	923	20/nedjelja	486	20/nedjelja	923	30/srijeda	923	655	61	538	178	
	I+II	14/ponedjeljak	1	2	168	15	1803	20/nedjelja	981	20/nedjelja	1803	30/srijeda	1803	1309	117	1077	349	
Godina	I	4.1./četvrtak	3	0	226	19	2290	30.4./četvrtak	369	19.2./četvrtak	2290	2.8./nedjelja	2290	887	84	945	1027	1266
	II	7.1./srijeda	2	0	305	19	2562	19.2./četvrtak	429	19.2./četvrtak	2562	2.8./nedjelja	2562	889	96	935	1097	1276
	I+II	7.1./srijeda	2	0	397	19	4852	19.2./četvrtak	798	19.2./četvrtak	4852	2.8./nedjelja	4852	1776	180	1880	2124	2542

**BROJANJE VOZILA NA MREŽI PUTEVA U REPUBLICI SRPSKOJ – 2015. GODINA**  
**VEHICLE COUNTING ON THE ROAD NETWORK OF THE REPUBLIC OF SRPSKA – YEAR 2015**

**TRAFFIC PARAMETERS**

000038

Automatic counter number

Svibo / 6+062,00

Location / Mileage [km+m]

M 5 / Ustjprača - Međeda

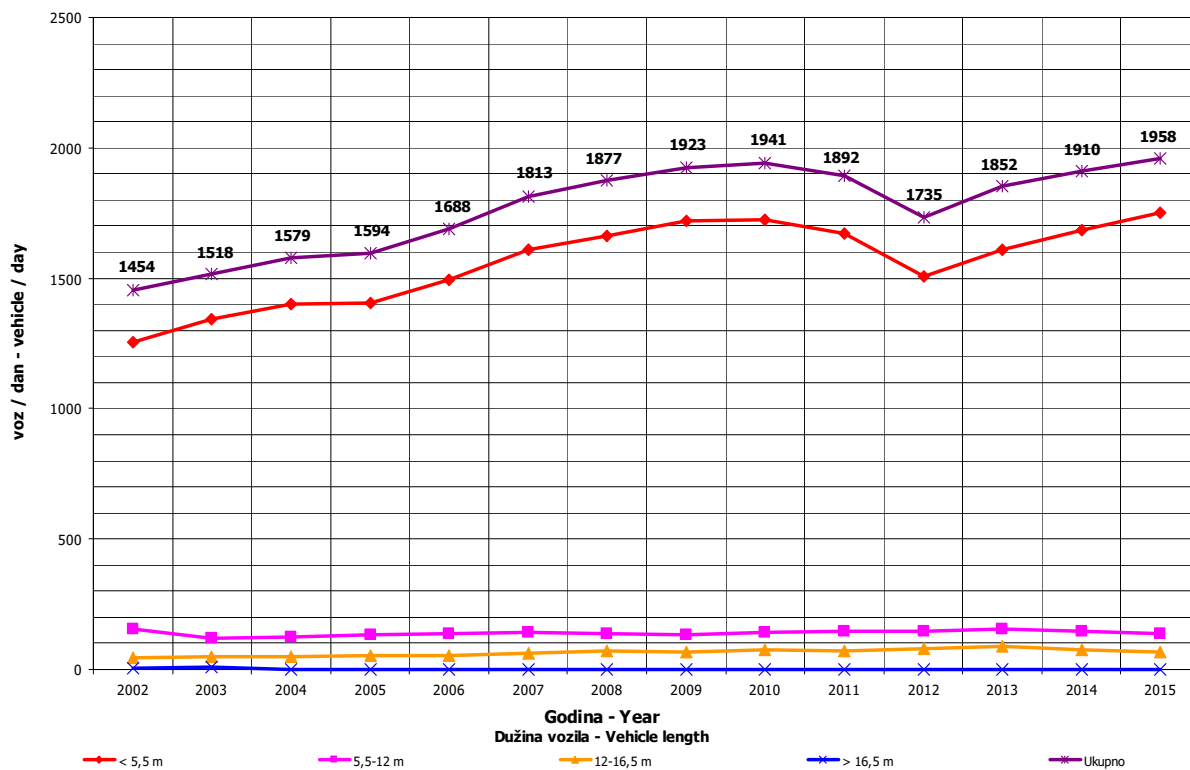
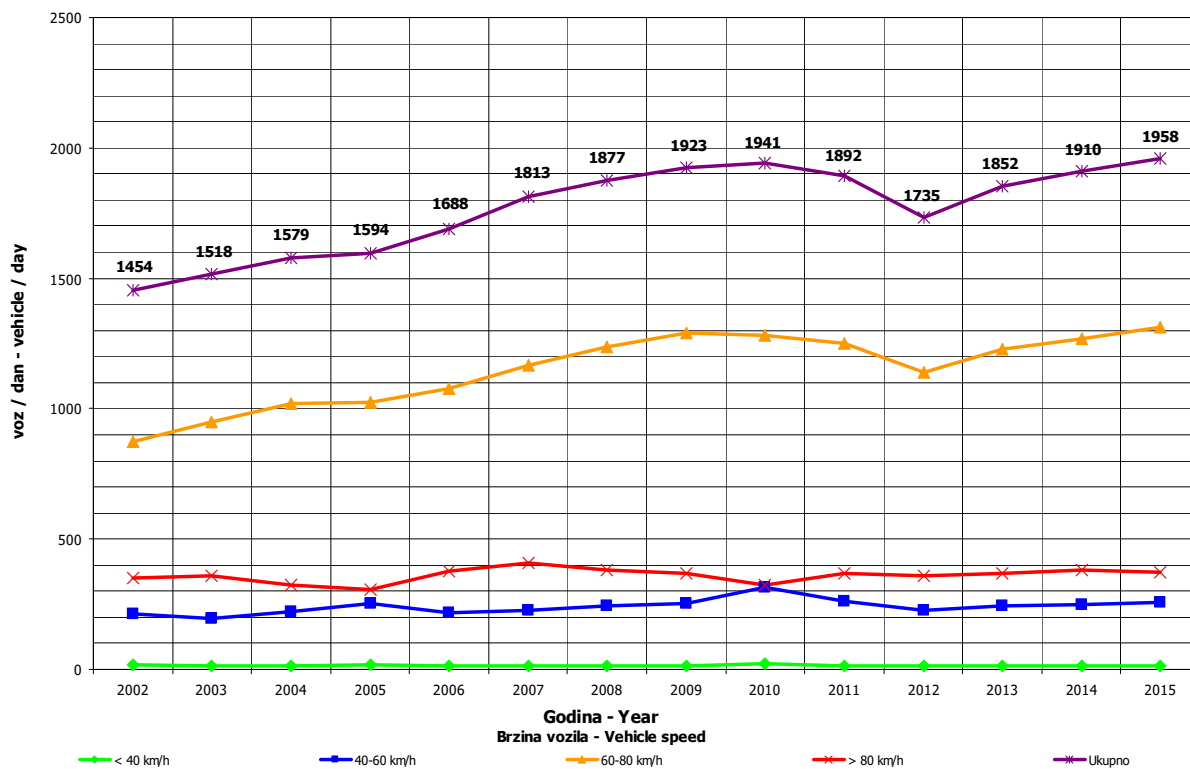
Road number / Section

Month	Direction	minimum hour		maximum hour		veh/h	minimum day		maximum day		day time average (5-21 h)	night average (21-05 h)	working day average	weekend average	summer average
		date/day	hour	date/day	hour		date/day	veh/day	date/day	veh/day					
January	I	4/Sunday	3	0	21/Wednesday	12	99	7/Wednesday	416	21/Wednesday	851	594	46	351	288
	II	7/Wednesday	2	0	4/Sunday	14	120	7/Wednesday	435	4/Sunday	853	616	51	349	319
	I+II	7/Wednesday	2	0	4/Sunday	14	185	7/Wednesday	851	21/Wednesday	1679	1210	97	700	607
February	I	2/Monday	2	0	16/Monday	13	90	19/Thursday	369	27/Friday	846	595	47	458	185
	II	23/Monday	1	0	21/Saturday	9	103	19/Thursday	429	8/Sunday	863	593	55	458	190
	I+II	19/Thursday	2	2	8/Sunday	15	163	19/Thursday	798	6/Friday	1619	1188	102	915	374
March	I	3/Sunday	4	0	15/Sunday	11	126	22/Sunday	613	28/Saturday	963	681	54	519	216
	II	4/Wednesday	23	0	15/Sunday	15	152	10/Tuesday	604	2/Monday	1052	693	62	529	225
	I+II	28/Saturday	2	0	15/Sunday	15	208	10/Tuesday	1253	15/Sunday	1864	1374	115	1048	441
April	I	22/Wednesday	3	0	30/Thursday	19	226	1/Wednesday	759	30/Thursday	2053	910	82	654	338
	II	1/Wednesday	1	0	12/Sunday	17	193	6/Monday	800	12/Sunday	1417	891	92	629	354
	I+II	2/Thursday	4	4	30/Thursday	18	315	1/Wednesday	1590	30/Thursday	3318	1801	174	1283	692
May	I	8/Friday	4	0	1/Friday	9	222	26/Tuesday	814	1/Friday	1649	948	91	630	409
	II	10/Sunday	2	1	3/Sunday	17	291	19/Tuesday	785	3/Sunday	2332	980	106	623	463
	I+II	5/Tuesday	2	0	3/Sunday	17	381	19/Tuesday	1611	3/Sunday	3632	1928	196	1252	872
June	I	4/Thursday	3	0	21/Sunday	12	134	2/Tuesday	825	27/Saturday	1341	950	102	720	332
	II	17/Wednesday	11	1	14/Sunday	18	199	2/Tuesday	828	14/Sunday	1582	967	121	737	352
	I+II	2/Tuesday	2	5	14/Sunday	18	293	2/Tuesday	1653	14/Sunday	2919	1918	223	1457	684
July	I	2/Thursday	3	0	31/Friday	19	153	1/Wednesday	1037	25/Saturday	1845	1218	137	950	415
	II	8/Wednesday	2	4	12/Sunday	18	187	6/Monday	1037	19/Sunday	1856	1187	168	940	415
	I+II	8/Wednesday	2	6	12/Sunday	18	306	6/Monday	2094	25/Saturday	3648	2405	305	1891	819
August	I	31/Monday	3	1	2/Sunday	9	220	31/Monday	862	2/Sunday	2290	1360	153	940	573
	II	27/Thursday	1	1	2/Sunday	19	305	31/Monday	866	2/Sunday	2562	1355	170	928	597
	I+II	31/Monday	3	5	2/Sunday	19	397	31/Monday	1728	2/Sunday	4852	2715	323	1868	1170
September	I	24/Thursday	3	0	21/Monday	10	136	1/Tuesday	887	21/Monday	1469	1038	97	806	329
	II	15/Tuesday	1	3	21/Monday	17	205	1/Tuesday	917	21/Monday	1836	1021	102	788	336
	I+II	3/Thursday	3	5	21/Monday	16	310	1/Tuesday	1804	21/Monday	3305	2059	199	1593	664
October	I	15/Thursday	3	0	10/Saturday	10	100	21/Wednesday	768	2/Friday	1158	869	73	648	293
	II	8/Thursday	2	1	11/Sunday	17	168	21/Wednesday	773	4/Sunday	1361	877	85	641	322
	I+II	8/Thursday	3	3	18/Sunday	17	244	21/Wednesday	1541	11/Sunday	2298	1746	158	1289	615
November	I	27/Friday	2	0	25/Wednesday	10	112	9/Monday	737	25/Wednesday	1105	801	65	602	264
	II	1/Sunday	1	0	29/Sunday	16	196	19/Thursday	753	29/Sunday	1386	808	78	575	311
	I+II	16/Monday	2	3	29/Sunday	16	251	17/Tuesday	1516	29/Sunday	2171	1609	143	1177	575
December	I	1/Tuesday	3	0	28/Monday	13	84	20/Sunday	495	25/Friday	938	654	56	538	172
	II	3/Thursday	1	0	30/Wednesday	15	89	20/Sunday	486	30/Wednesday	923	655	61	538	178
	I+II	14/Monday	1	2	30/Wednesday	15	168	20/Sunday	981	30/Wednesday	1803	1309	117	1077	349
Year	I	4.1/Sunday	3	0	30.4/Thursday	19	226	19.2/Thursday	369	2.8./Sunday	2290	887	84	945	1027
	II	7.1/Wednesday	2	0	2.8./Sunday	19	305	19.2/Thursday	429	2.8./Sunday	2562	889	96	935	1097
	I+II	7.1/Wednesday	2	0	2.8./Sunday	19	397	19.2/Thursday	798	2.8./Sunday	4852	1776	180	1880	2124

## GODIŠNJA NERAVNOMJERNOST SAOBRAĆAJNOG TOKA TRAFFIC FLOW ANNUAL VARIATION

Automatski brojač broj - Automatic counter number  
 Lokalizet - Location / Stacionaža - Mileage [km+m]  
 Broj puta - Road number / Dionica - Section

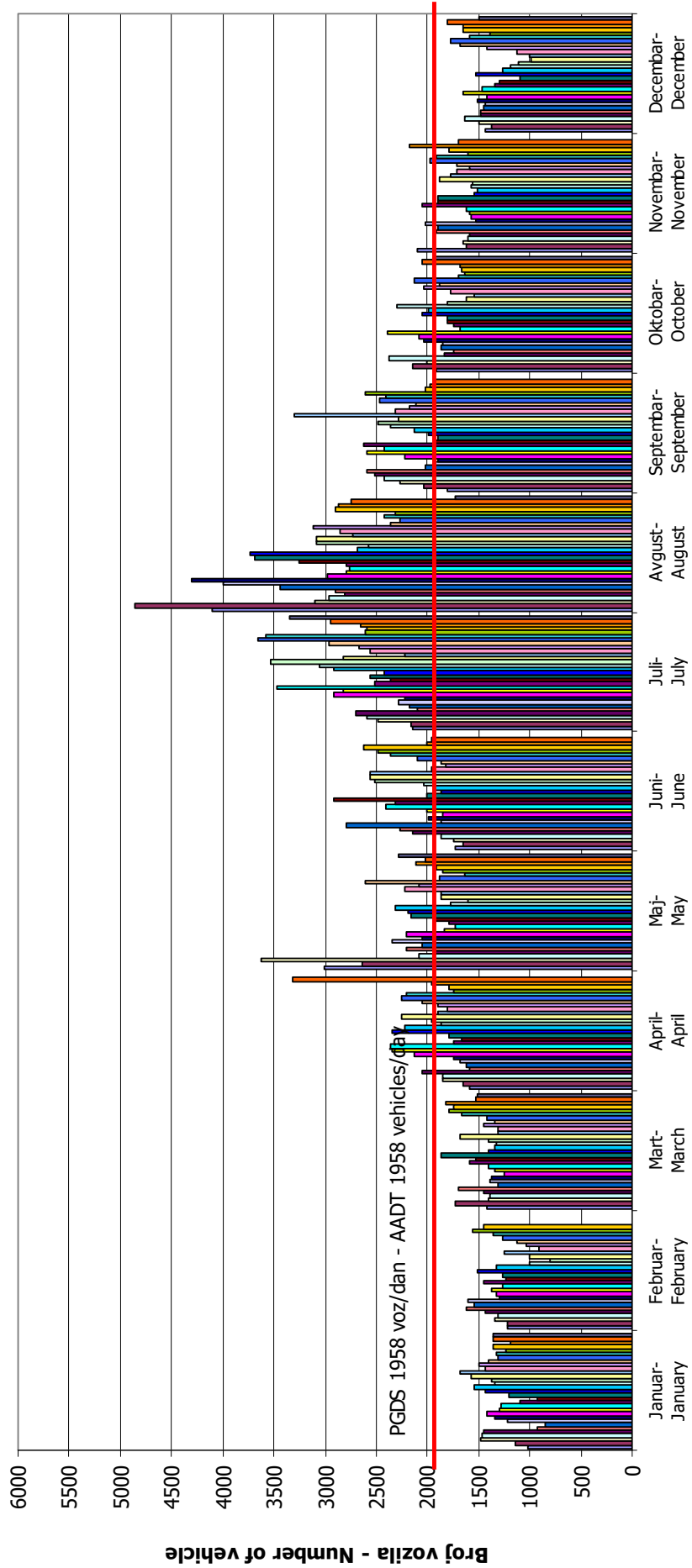
000038  
 Svibo / 6+062,00  
 M 5 / Ustiprača - Međeđa



**DNEVNA NERAVNOMJERNOST SAOBRAĆAJNOG TOKA**  
**TRAFFIC FLOW DAILY VARIATION**

Automatski brojač broj - Automatic counter number  
 Lokalityet - Location / Stacionaža - Mileage [km+tm]  
 Broj puta - Road number/ Dionica - Section

000038  
 Svibo / 6+062,00  
 M 5 / Ustiprača - Međeda



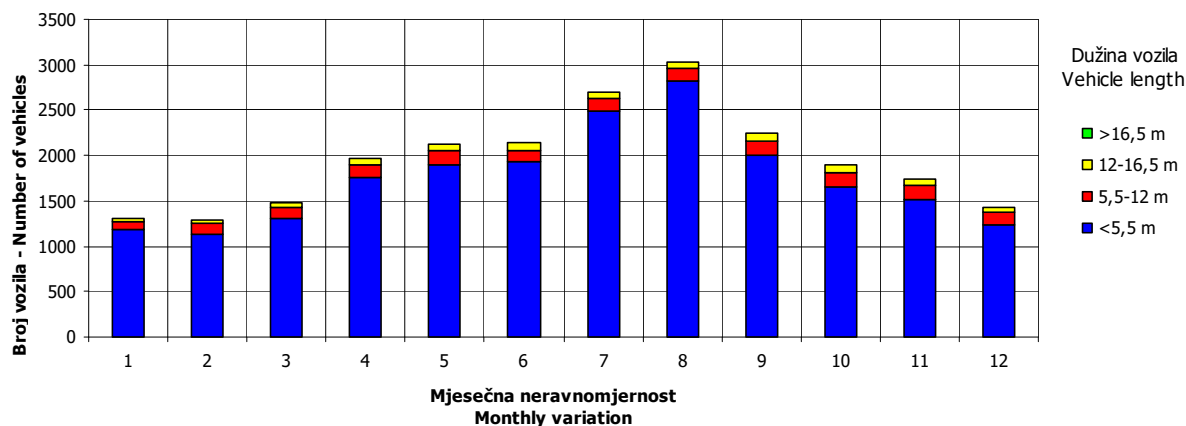
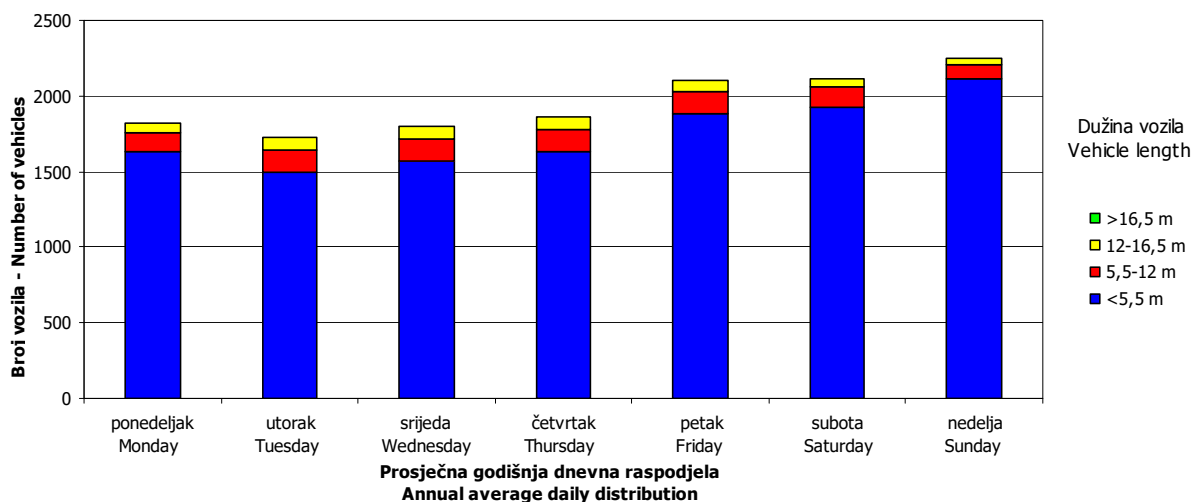
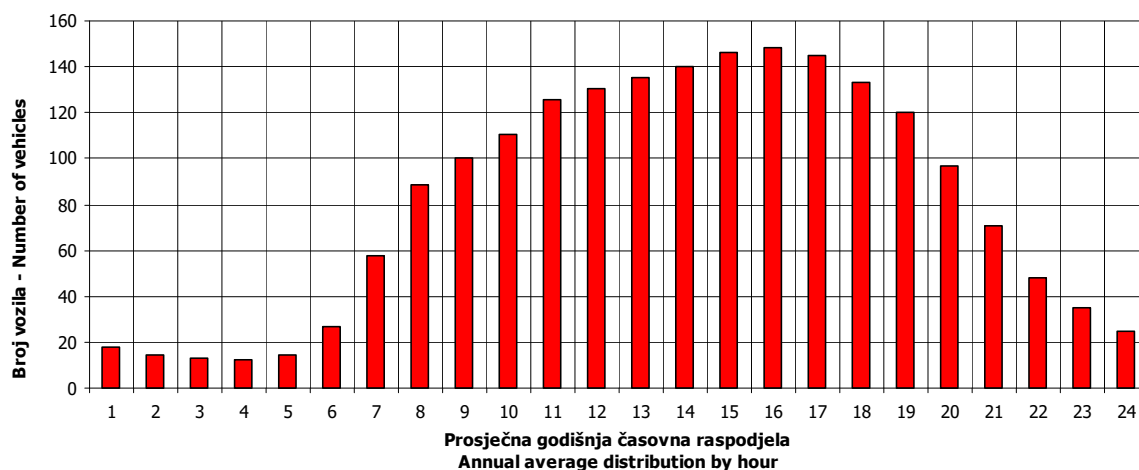
**Dani / Mjeseci - Days / Months**

## VREMENSKA RASPODJELA SAOBRAĆAJNOG TOKA TRAFFIC FLOW TIME DISTRIBUTION

Automatski brojač broj - Automatic counter number  
 Lokalizet - Location / Stacionaža - Mileage [km+m]  
 Broj puta - Road number / Dionica - Section

000038  
 Svibo / 6+062,00  
 M 5 / Ustiprača - Međeđa

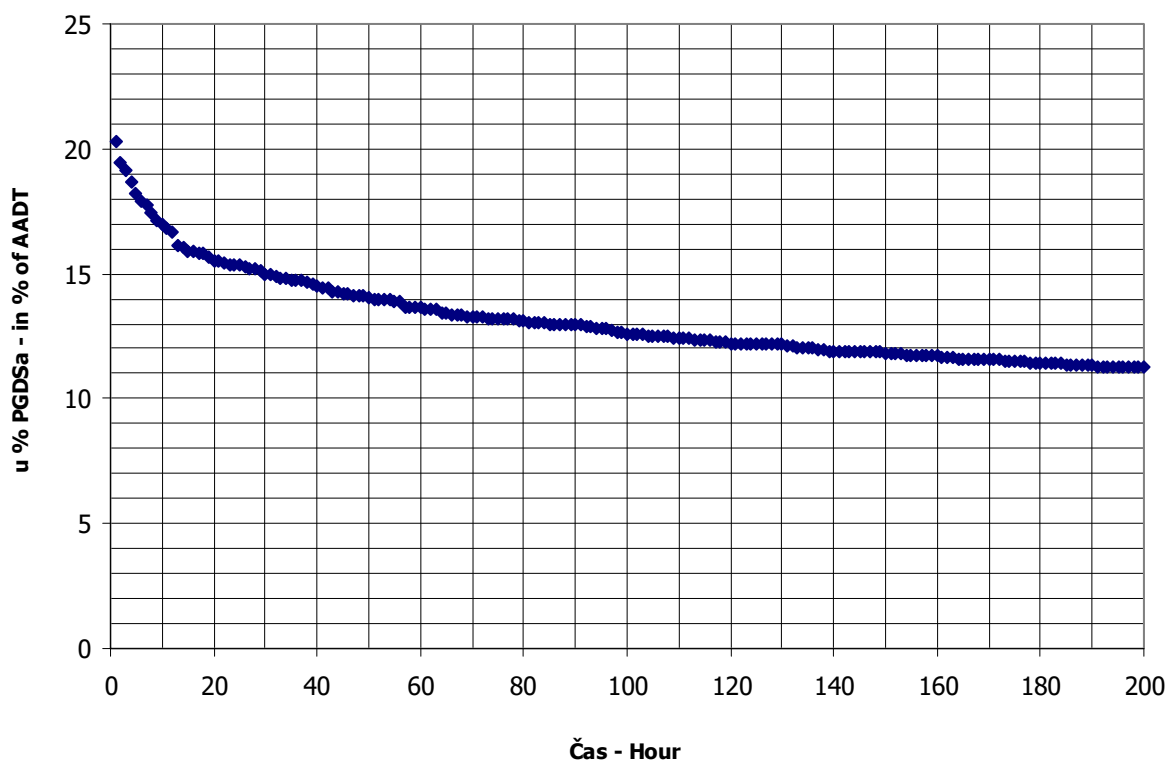
**PGDS 1958 voz/dan    AADT 1958 veh/day**



## SATNA DISTRIBUCIJA SAOBRAĆAJNOG TOKA TRAFFIC FLOW HOURLY DISTRIBUTION

Automatski brojač broj - Automatic counter number 000038  
 Lokalitet - Location / Stacionaža - Mileage [km+m] Svibo / 6+062,00  
 Broj puta - Road number / Dionica - Section M 5 / Ustiprača - Međeđa

<b>PGDS - AADT</b>	<b>1958 voz/dan - veh/day</b>							
Čas - Hour	Maksimalni vršni sat - Maximum peak hour	10	20	30	40	50	100	200
Sat u danu - Hour of day	19	17	11	10	9	13	16	12
Sat u godini - Hour in year	5131	5297	5123	5098	2889	5269	6136	5364
Dan - Day of week	nedelja - Sunday	nedelja - Sunday	nedelja - Sunday	subota - Saturday	petak - Friday	subota - Saturday	nedelja - Sunday	srijeda - Wednesday
Datum - Date	2	9	2	1	1	8	13	12
Mjesec - Month	avgust - August	avgust - August	avgust - August	avgust - August	maj - May	avgust - August	septembar - September	avgust - August
Vrijednost - Value	397	329	303	293	283	274	247	220
% - percent	20.28	16.80	15.47	14.96	14.45	13.99	12.61	11.24



**BROJANJE VOZILA NA MREŽI PUTEVA U REPUBLICI SRPSKOJ – 2015. GODINA**  
**VEHICLE COUNTING ON THE ROAD NETWORK OF THE REPUBLIC OF SRPSKA – YEAR 2015**

**MJESEČNI BROJ VOZILA**  
**MONTHLY NUMBER OF VEHICLES**

Automatski brojač broj - Automatic counter number  
 Lokalitet - Location / Stacionaža - Mileage [km+m]  
 Broj puta - Road number / Dionica - Section

000039  
 Vardište / 5+227,00  
 M 5 / Dobrun - granica / border RS (Vardište)

	Mjesec - Month											
	Januar- January	Februar- February	Mart- March	April- April	Maj- May	Jun- June	Jul- July	August- August	Septembar- September	Oktober- October	Novembar- November	Decembar- December
1	597	571	711	682	1350	829	1078	2296	880	777	974	632
2	658	464	592	628	1103	763	1084	2213	917	1008	695	575
3	743	512	635	777	1574	809	1254	1651	1097	1024	588	643
4	814	557	544	837	945	862	1335	1464	1197	1143	602	776
5	706	543	620	947	1030	1130	1630	1405	1281	844	645	733
6	547	698	636	616	1100	1114	1066	1540	1435	770	782	695
7	452	735	692	929	1009	1437	1207	1939	956	828	839	580
8	716	716	720	582	1089	921	1089	2397	949	888	977	636
9	759	499	581	758	1096	996	1124	2706	974	1096	679	600
10	853	541	525	926	1096	847	1504	1757	1116	1037	626	589
11	854	542	596	984	810	923	1663	1497	1281	1133	666	712
12	553	493	591	1042	693	1236	1686	1539	1211	768	657	650
13	470	550	744	734	763	1299	1272	1531	1248	758	800	675
14	508	637	654	704	860	1504	1204	1804	908	736	908	548
15	586	608	766	808	1042	975	1261	2162	880	651	923	470
16	657	565	515	1223	1145	886	1288	2133	955	850	691	614
17	847	519	535	1427	1044	926	1598	1466	957	821	682	537
18	732	412	496	1051	781	959	1782	1351	1141	928	709	614
19	717	326	586	968	743	1346	2085	1595	1137	650	769	556
20	897	486	723	1538	871	1404	1496	1554	1302	657	905	617
21	877	471	574	1040	872	1447	1079	1584	1129	717	868	471
22	626	443	586	828	1040	916	1349	1793	909	731	1004	459
23	690	415	595	870	1067	854	1416	1954	939	914	717	539
24	644	447	531	963	1326	889	1614	1306	842	845	643	594
25	688	484	558	1032	836	1037	2014	1214	1042	993	701	726
26	515	610	707	1100	783	1171	2199	1257	1070	726	687	748
27	463	690	745	767	971	1387	1433	1265	1208	763	700	590
28	524	686	766	726	936	1377	1355	1829	818	739	819	628
29	467		822	807	1023	894	1282	1700	831	794	777	654
30	593		586	1159	1072	1019	1579	1521	926	911	636	860
31	611		630		1224		1811	953		882		818
Ukupno- Total	20364	15220	19562	27453	31294	32157	44837	52376	31536	26382	22669	19539
Prosjek- Average	657	544	631	915	1009	1072	1446	1690	1051	851	756	630
Godšnji prosjek (PGDS) - Annual average (AADT)												943



**BROJANJE VOZILA NA MREŽI PUTEVA U REPUBLICI SRPSKOJ – 2015. GODINA**  
**VEHICLE COUNTING ON THE ROAD NETWORK OF THE REPUBLIC OF SRPSKA – YEAR 2015**

**STRUKTURA SAOBRAĆAJNOG TOKA**  
**TRAFFIC FLOW COMPOSITION**

Automatski brojač broj - Automatic counter number  
 Lokalitet - Location / Stacionaža - Mileage [km+m]  
 Broj puta - Road number / Dionica - Section

000039  
 Vardište / 5+227,00  
 M 5 / Dobrun - granica / border RS (Vardište)

Mjesec - Month	Smjer - Direction	Dužina vozila - Vehicle length								Ukupno - Total
		< 5,5 m	(%)	5,5 - 12 m	(%)	12 - 16,5 m	(%)	< 16,5 m	(%)	
Januar - January	I	8919	87.5	1060	10.4	193	1.9	25	0.2	10197
	II	9078	89.3	877	8.6	209	2.1	3	0.0	10167
	ukupno - total	18005	88.4	1929	9.5	403	2.0	27	0.1	20364
Februar - February	I	6666	87.5	793	10.4	145	1.9	18	0.2	7622
	II	6785	89.3	655	8.6	156	2.1	2	0.0	7598
	ukupno - total	13457	88.4	1442	9.5	301	2.0	20	0.1	15220
Mart - March	I	8595	87.5	1022	10.4	186	1.9	24	0.2	9827
	II	8693	89.3	839	8.6	200	2.1	3	0.0	9735
	ukupno - total	17296	88.4	1853	9.5	387	2.0	26	0.1	19562
April - April	I	11935	87.5	1419	10.4	259	1.9	33	0.2	13645
	II	12329	89.3	1191	8.6	284	2.1	4	0.0	13808
	ukupno - total	24273	88.4	2601	9.5	543	2.0	36	0.1	27453
Maj - May	I	13717	87.5	1631	10.4	298	1.9	38	0.2	15683
	II	13939	89.3	1346	8.6	321	2.1	5	0.0	15611
	ukupno - total	27669	88.4	2965	9.5	619	2.0	41	0.1	31294
Juni - June	I	13653	87.5	1623	10.4	296	1.9	38	0.2	15610
	II	14775	89.3	1427	8.6	340	2.1	5	0.0	16547
	ukupno - total	28432	88.4	3047	9.5	636	2.0	43	0.1	32157
Juli - July	I	18762	87.5	2231	10.4	407	1.9	52	0.2	21451
	II	20882	89.3	2017	8.6	480	2.1	8	0.0	23386
	ukupno - total	39643	88.4	4248	9.5	887	2.0	59	0.1	44837
Avgust - August	I	24056	87.5	2860	10.4	522	1.9	66	0.2	27504
	II	22208	89.3	2145	8.6	511	2.1	8	0.0	24872
	ukupno - total	46308	88.4	4962	9.5	1036	2.0	69	0.1	52376
Septembar - September	I	14250	87.5	1694	10.4	309	1.9	39	0.2	16292
	II	13611	89.3	1314	8.6	313	2.1	5	0.0	15244
	ukupno - total	27883	88.4	2988	9.5	624	2.0	42	0.1	31536
Oktobar - October	I	11563	87.5	1375	10.4	251	1.9	32	0.2	13221
	II	11752	89.3	1135	8.6	270	2.1	4	0.0	13161
	ukupno - total	23326	88.4	2499	9.5	522	2.0	35	0.1	26382
Novembar - November	I	9979	87.5	1186	10.4	216	1.9	27	0.2	11409
	II	10054	89.3	971	8.6	231	2.1	4	0.0	11260
	ukupno - total	20043	88.4	2148	9.5	449	2.0	30	0.1	22669
Decembar - December	I	8475	87.5	1008	10.4	184	1.9	23	0.2	9689
	II	8795	89.3	849	8.6	202	2.1	3	0.0	9850
	ukupno - total	17275	88.4	1851	9.5	387	2.0	26	0.1	19539
Ukupno (godišnje) - Total (annual)	I	150569	87.5	17901	10.4	3267	1.9	414	0.2	172151
	II	152901	89.3	14766	8.6	3516	2.1	55	0.0	171238
	ukupno - total	303607	88.4	32533	9.5	6794	2.0	454	0.1	343389
Prosjek (PGDS) - Average (AADT)	I	413	85.9	49	11.1	9	2.7	1	0.3	472
	II	419	86.6	40	10.4	10	3.0	0	0.0	469
	ukupno - total	832	88.2	89	9.5	19	2.0	1	0.1	943

**BRONANJE VOZILA NA MREŽI PUTEVA U REPUBLICI SRPSKOJ – 2015. GODINA**  
**VEHICLE COUNTING ON THE ROAD NETWORK OF THE REPUBLIC OF SRPSKA – YEAR 2015**

**SAO BRAČAJNI POKAZATELJI**

Automatski brojač broj Vardište / 5+227,00  
 Lokalizet / Stacionaža [km+m] M 5 / Dobrun - granica / border RS (Vardište)  
 Broj puta / Dionica

000039

Vardište / 5+227,00

M 5 / Dobrun - granica / border RS (Vardište)

Mjesec	Smjer	minimalni čas		maksimalni čas		voz/h	datum/dan	minimalni dan		maksimalni dan		dnevni prosjek (05-21 h)	noćni prosjek (21-05 h)	prosjek radnim danom	prosjek vikendom	ljetni prosjek
		čas	voz/h	čas	voz/dan			datum/dan	voz/dan							
Januar	I	1/četvrtak	0	0	11/nedjelja	12	70	1/četvrtak	214	20/utorak	502	301	28	165	164	
	II	2/petak	0	0	1/četvrtak	13	56	7/srijeda	211	17/subota	462	291	37	159	169	
	I+II	7/srijeda	2	0	11/nedjelja	12	111	7/srijeda	452	20/utorak	897	593	64	324	332	
Februar	I	1/nedjelja	4	0	27/petak	14	43	19/četvrtak	156	8/nedjelja	382	249	23	184	87	
	II	1/nedjelja	4	0	8/nedjelja	15	43	19/četvrtak	170	7/subota	369	236	36	185	86	
	I+II	1/nedjelja	4	0	8/nedjelja	15	85	19/četvrtak	326	7/subota	735	485	59	370	174	
Mart	I	1/nedjelja	5	0	29/nedjelja	17	47	16/ponedjeljak	241	29/nedjelja	451	287	29	213	104	
	II	2/ponedjeljak	4	0	7/subota	12	38	18/srijeda	235	20/petak	381	274	40	215	99	
	I+II	11/srijeda	4	0	29/nedjelja	14	78	18/srijeda	496	29/nedjelja	822	561	70	428	203	
April	I	1/srijeda	3	0	20/ponedjeljak	14	116	8/srijeda	290	20/ponedjeljak	1015	409	45	293	162	
	II	2/četvrtak	4	0	17/petak	12	98	8/srijeda	292	17/petak	987	398	62	301	159	
	I+II	8/srijeda	4	2	20/ponedjeljak	12	161	8/srijeda	582	20/ponedjeljak	1538	808	108	594	321	
Maj	I	2/subota	4	0	3/nedjelja	17	82	12/utorak	346	3/nedjelja	888	454	52	293	213	
	II	4/ponedjeljak	4	0	1/petak	14	91	12/utorak	347	1/petak	877	435	68	294	209	
	I+II	12/utorak	4	2	3/nedjelja	17	147	12/utorak	693	3/nedjelja	1574	889	121	587	422	
Juni	I	5/petak	0	0	21/nedjelja	13	141	2/utorak	369	21/nedjelja	861	461	59	332	188	520
	II	23/utorak	3	1	19/petak	13	77	2/utorak	394	19/petak	823	470	82	374	178	552
	I+II	1/ponedjeljak	4	3	21/nedjelja	13	179	2/utorak	763	14/nedjelja	1504	931	141	706	366	1072
Juli	I	3/petak	0	0	26/nedjelja	17	114	1/srijeda	457	26/nedjelja	1215	609	82	466	226	692
	II	8/srijeda	2	1	25/subota	10	89	6/ponedjeljak	539	25/subota	1105	641	114	516	238	755
	I+II	6/ponedjeljak	4	2	26/nedjelja	17	187	6/ponedjeljak	1066	26/nedjelja	2199	1250	196	982	464	1446
Avgust	I	5/srijeda	3	1	23/nedjelja	14	128	31/ponedjeljak	479	16/nedjelja	1282	785	102	531	356	887
	II	3/ponedjeljak	3	2	9/nedjelja	13	125	31/ponedjeljak	474	9/nedjelja	1489	689	113	485	317	802
	I+II	31/ponedjeljak	4	6	9/nedjelja	13	240	31/ponedjeljak	953	9/nedjelja	2706	1474	215	1016	673	1690
Septembar	I	19/subota	0	0	6/nedjelja	14	84	29/utorak	416	6/nedjelja	822	491	51	369	174	543
	II	14/ponedjeljak	0	1	21/ponedjeljak	17	58	14/ponedjeljak	396	5/subota	656	441	68	353	156	509
	I+II	23/srijeda	4	2	6/nedjelja	14	133	28/ponedjeljak	818	6/nedjelja	1435	932	119	721	330	1051
Oktobar	I	1/četvrtak	23	0	4/nedjelja	15	65	20/utorak	316	4/nedjelja	623	387	40	282	144	
	II	7/srijeda	2	0	25/nedjelja	12	57	15/četvrtak	309	9/petak	561	370	55	285	140	
	I+II	8/četvrtak	4	0	4/nedjelja	15	121	19/ponedjeljak	650	4/nedjelja	1143	756	95	567	284	
Novembar	I	3/utorak	3	0	22/nedjelja	13	67	3/utorak	291	22/nedjelja	573	346	34	240	140	
	II	1/nedjelja	4	0	8/nedjelja	12	51	3/utorak	297	20/petak	505	330	46	246	129	
	I+II	11/srijeda	4	0	22/nedjelja	13	109	3/utorak	588	22/nedjelja	1004	676	79	486	270	
Decembar	I	1/utorak	3	0	20/nedjelja	13	51	15/utorak	223	30/srijeda	418	282	30	226	86	
	II	6/nedjelja	4	0	8/utorak	14	52	22/utorak	221	30/srijeda	442	279	39	234	84	
	I+II	29/utorak	4	0	4/petak	15	85	22/utorak	459	30/srijeda	860	561	69	460	170	
Godina	I	1.1./četvrtak	0	0	21.6./nedjelja	13	141	19.2./četvrtak	156	16.8./nedjelja	1282	423	68	435	553	662
	II	2.1./petak	0	0	9.8./nedjelja	13	125	19.2./četvrtak	170	9.8./nedjelja	1489	406	64	442	531	656
	I+II	7.1./srijeda	2	0	9.8./nedjelja	13	240	19.2./četvrtak	326	9.8./nedjelja	2706	829	112	877	1084	1319

**BROJANJE VOZILA NA MREŽI PUTEVA U REPUBLICI SRPSKOJ – 2015. GODINA**  
**VEHICLE COUNTING ON THE ROAD NETWORK OF THE REPUBLIC OF SRPSKA – YEAR 2015**

**TRAFFIC PARAMETERS**

Automatic counter number  
 Location / Mileage [km+m]  
 Road number / Section

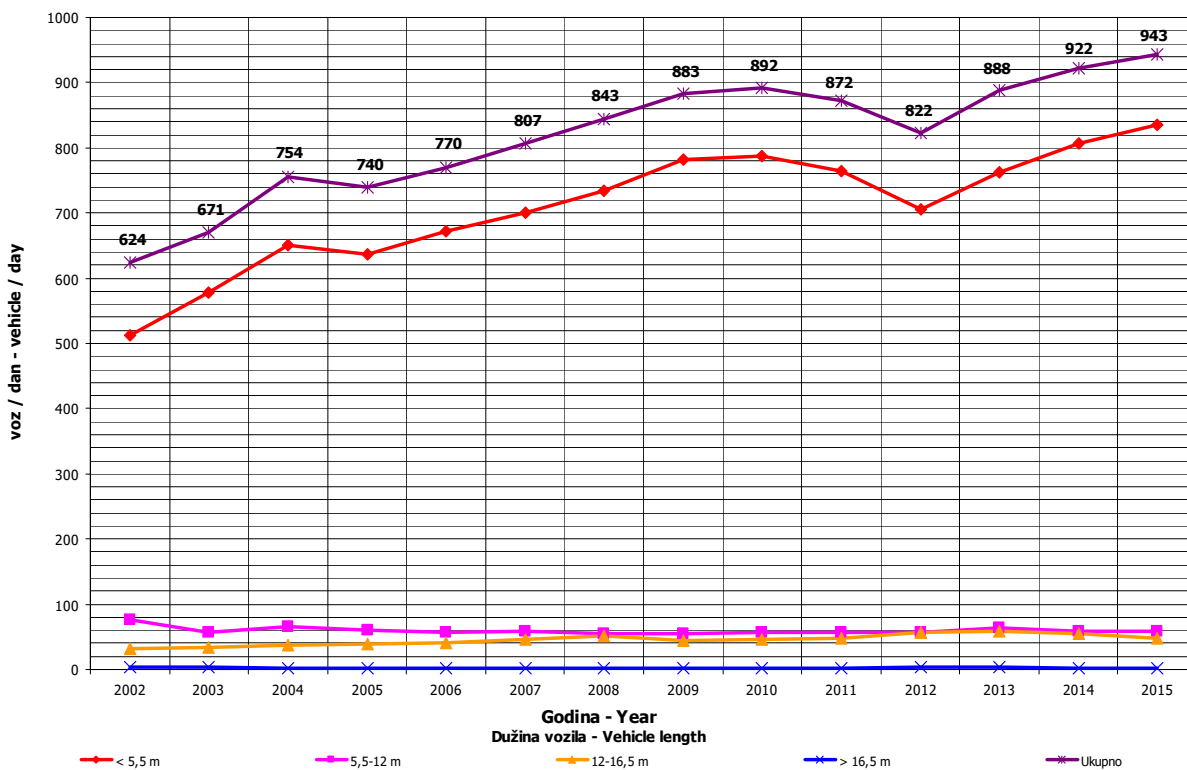
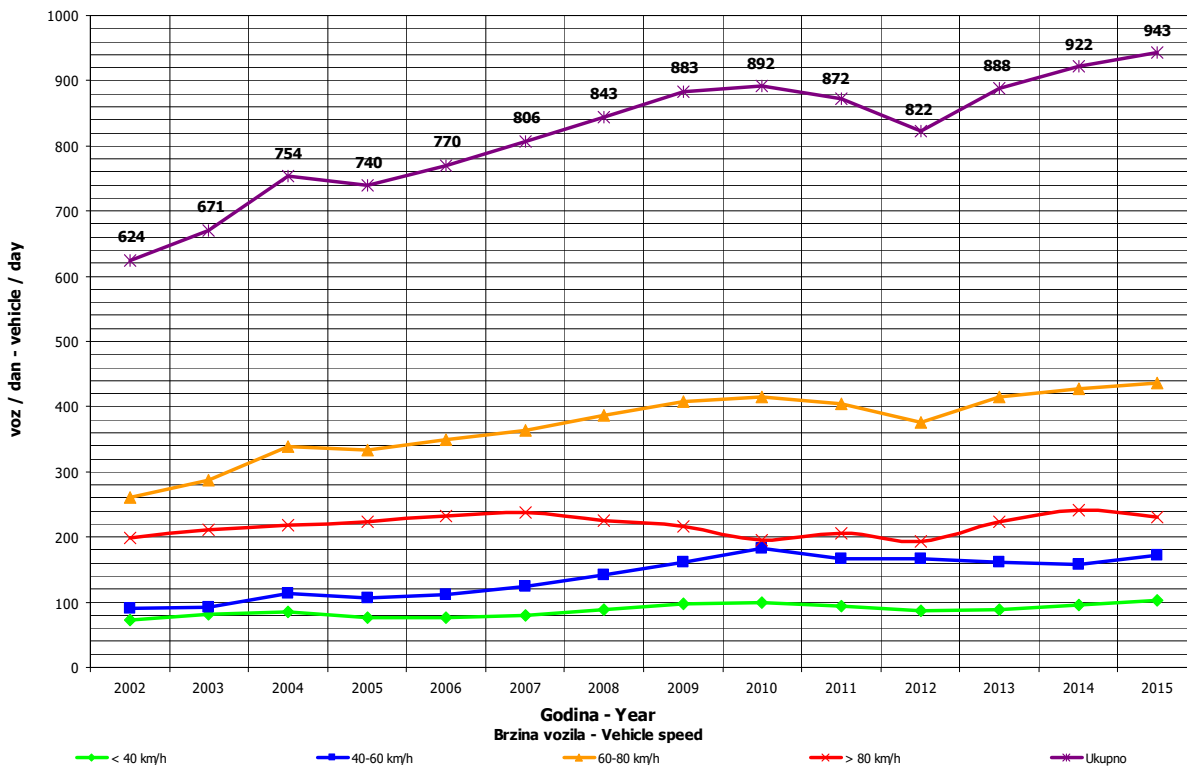
000039  
 Vardište / 5+227,00  
 M 5 / Dobrun - granica / border RS (Vardište)

Month	Direction	minimum hour		maximum hour		veh/h	minimum day		maximum day		day time average (5-21 h)	night average (21-05 h)	working day average	weekend average	summer average
		date/day	hour	date/day	hour		date/day	veh/day	date/day	veh/day					
January	I	1/Thursday	0	11/Sunday	12	70	1/Thursday	214	20/Tuesday	502	301	28	165	164	
	II	2/Friday	0	1/Thursday	13	56	7/Wednesday	211	17/Saturday	462	291	37	159	169	
	I+II	7/Wednesday	2	11/Sunday	12	111	7/Wednesday	452	20/Tuesday	897	593	64	324	332	
February	I	1/Sunday	4	27/Friday	14	43	19/Thursday	156	8/Sunday	382	249	23	184	87	
	II	1/Sunday	4	8/Sunday	15	43	19/Thursday	170	7/Saturday	369	236	36	185	86	
	I+II	1/Sunday	4	8/Sunday	15	85	19/Thursday	326	7/Saturday	735	485	59	370	174	
March	I	1/Sunday	5	29/Sunday	17	47	16/Monday	241	29/Sunday	451	287	29	213	104	
	II	2/Monday	4	7/Saturday	12	38	18/Wednesday	235	20/Friday	381	274	40	215	99	
	I+II	1/Wednesday	4	29/Sunday	14	78	18/Wednesday	496	29/Sunday	822	561	70	428	203	
April	I	1/Wednesday	3	20/Monday	14	116	8/Wednesday	290	20/Monday	1015	409	45	293	162	
	II	2/Thursday	4	17/Friday	12	98	8/Wednesday	292	17/Friday	987	398	62	301	159	
	I+II	8/Wednesday	4	20/Monday	12	161	8/Wednesday	582	20/Monday	1538	808	108	594	321	
May	I	2/Saturday	4	3/Sunday	17	82	12/Tuesday	346	3/Sunday	888	454	52	293	213	
	II	4/Monday	4	1/Friday	14	91	12/Tuesday	347	1/Friday	877	435	68	294	209	
	I+II	12/Tuesday	4	3/Sunday	17	147	12/Tuesday	693	3/Sunday	1574	889	121	587	422	
June	I	5/Friday	0	21/Sunday	13	141	2/Tuesday	369	21/Sunday	861	461	59	332	188	520
	II	23/Tuesday	3	19/Friday	13	77	2/Tuesday	394	19/Friday	823	470	82	374	178	552
	I+II	1/Monday	4	21/Sunday	13	179	2/Tuesday	763	14/Sunday	1504	931	141	706	366	1072
July	I	3/Friday	0	26/Sunday	17	114	1/Wednesday	457	26/Sunday	1215	609	82	466	226	692
	II	8/Wednesday	2	25/Saturday	10	89	6/Monday	539	25/Saturday	1105	641	114	516	238	755
	I+II	6/Monday	4	26/Sunday	17	187	6/Monday	1066	26/Sunday	2199	1250	196	982	464	1446
August	I	5/Wednesday	3	23/Sunday	14	128	31/Monday	479	16/Sunday	1282	785	102	531	356	887
	II	3/Monday	3	9/Sunday	13	125	31/Monday	474	9/Sunday	1489	689	113	485	317	802
	I+II	31/Monday	4	9/Sunday	13	240	31/Monday	953	9/Sunday	2706	1474	215	1016	673	1690
September	I	19/Saturday	0	6/Sunday	14	84	29/Tuesday	416	6/Sunday	822	491	51	369	174	543
	II	14/Monday	0	21/Monday	17	58	14/Monday	396	5/Saturday	656	441	68	353	156	509
	I+II	23/Wednesday	4	6/Sunday	14	133	28/Monday	818	6/Sunday	1435	932	119	721	330	1051
October	I	1/Thursday	23	4/Sunday	15	65	20/Tuesday	316	4/Sunday	623	387	40	282	144	
	II	7/Wednesday	2	25/Sunday	12	57	15/Thursday	309	9/Friday	561	370	55	285	140	
	I+II	8/Thursday	4	4/Sunday	15	121	19/Monday	650	4/Sunday	1143	756	95	567	284	
November	I	3/Tuesday	3	22/Sunday	13	67	3/Tuesday	291	22/Sunday	573	346	34	240	140	
	II	1/Sunday	4	8/Sunday	12	51	3/Tuesday	297	20/Friday	505	330	46	246	129	
	I+II	11/Wednesday	4	22/Sunday	13	109	3/Tuesday	588	22/Sunday	1004	676	79	486	270	
December	I	1/Thursday	3	20/Sunday	13	51	15/Tuesday	223	30/Wednesday	418	282	30	226	86	
	II	6/Sunday	4	8/Tuesday	14	52	22/Tuesday	221	30/Wednesday	442	279	39	234	84	
	I+II	29/Tuesday	4	4/Friday	15	85	22/Tuesday	459	30/Wednesday	860	561	69	460	170	
Year	I	1.1./Thursday	0	21.6./Sunday	13	141	19.2./Thursday	156	16.8./Sunday	1282	423	48	435	553	662
	II	2.1./Friday	0	9.8./Sunday	13	125	19.2./Thursday	170	9.8./Sunday	1489	406	64	442	531	656
	I+II	7.1./Wednesday	2	9.8./Sunday	13	240	19.2./Thursday	326	9.8./Sunday	2706	829	112	877	1084	1319

## GODIŠNJA NERAVNOMJERNOST SAOBRAĆAJNOG TOKA TRAFFIC FLOW ANNUAL VARIATION

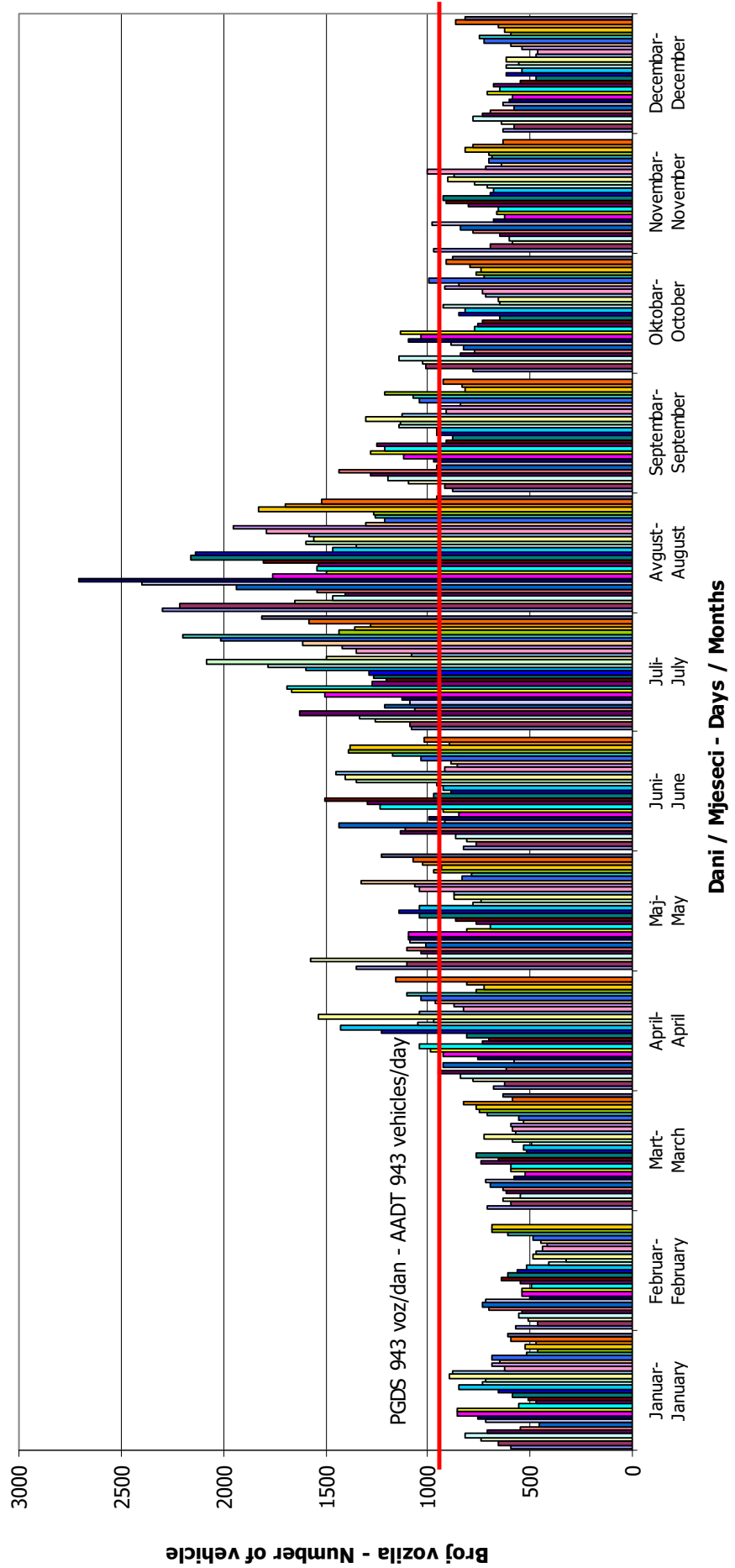
Automatski brojač broj - Automatic counter number  
 Lokalizet - Location / Stacionaža - Mileage [km+m]  
 Broj puta - Road number / Dionica - Section

000039  
 Vardište / 5+227,00  
 M 5 / Dobrun - granica / border RS (Vardište)



**DNEVNA NERAVNOMJERNOST SAOBRAĆAJNOG TOKA**  
**TRAFFIC FLOW DAILY VARIATION**

Automatski brojač broj - Automatic counter number 000039  
 Lokalizet - Location / Stacionaža - Mileage [km+tm] Vardište / 5+227,00  
 Broj puta - Road number/ Dionica - Section M 5 / Dobrun - granica / border RS (Vardište)



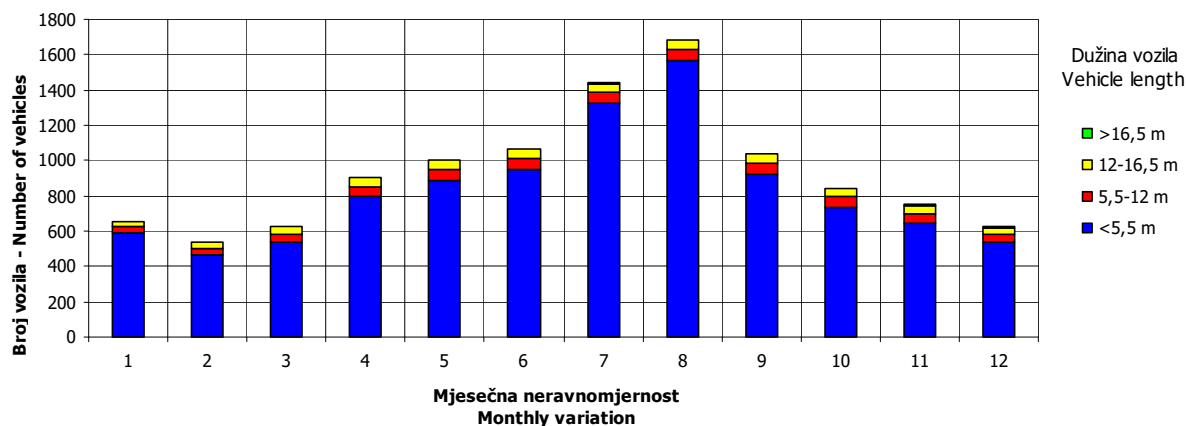
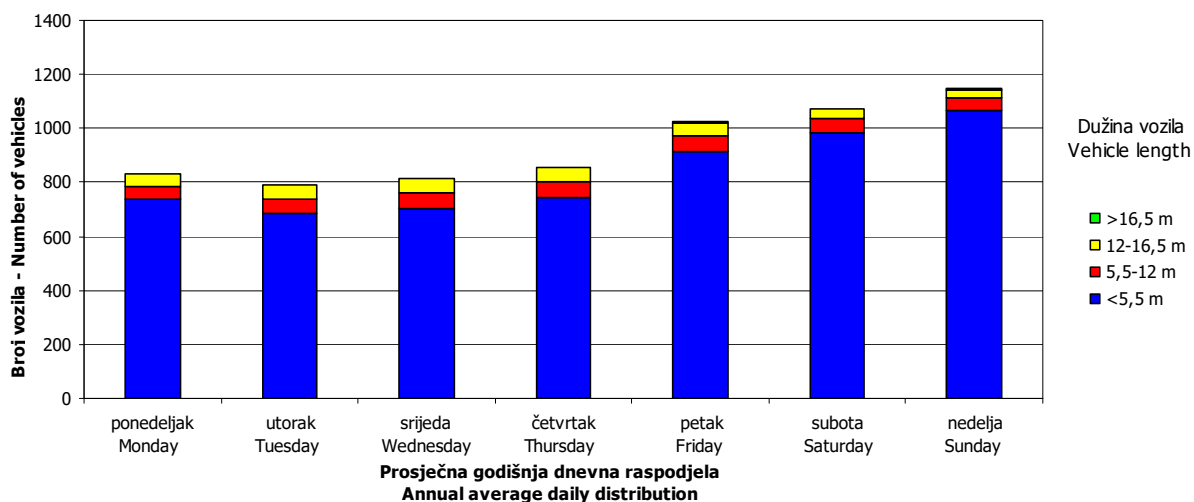
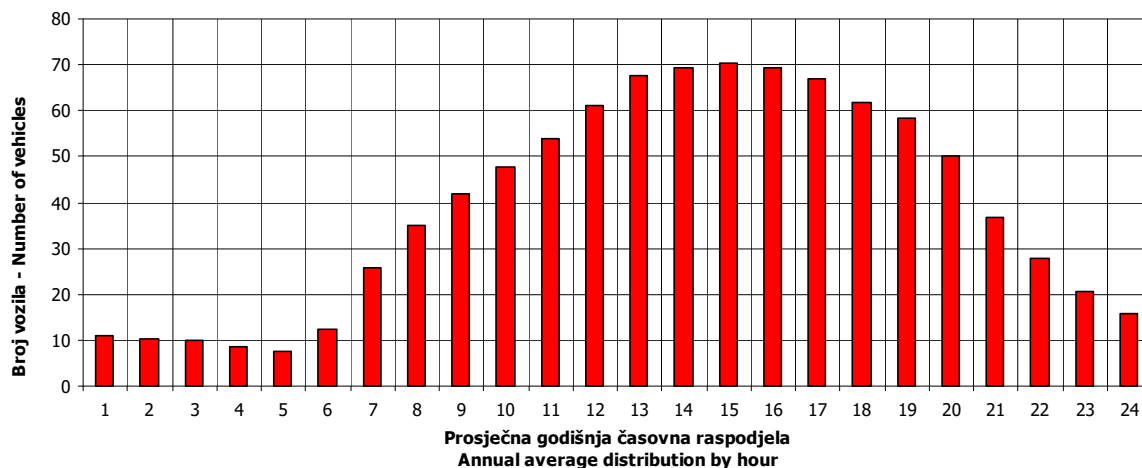
## VREMENSKA RASPODJELA SAOBRAĆAJNOG TOKA TRAFFIC FLOW TIME DISTRIBUTION

Automatski brojač broj - Automatic counter number  
 Lokalizet - Location / Stacionaža - Mileage [km+m]  
 Broj puta - Road number / Dionica - Section

000039  
 Vardište / 5+227,00  
 M 5 / Dobrun - granica / border RS (Vardište)

**PGDS 943 voz/dan**

**AADT 943 veh/day**

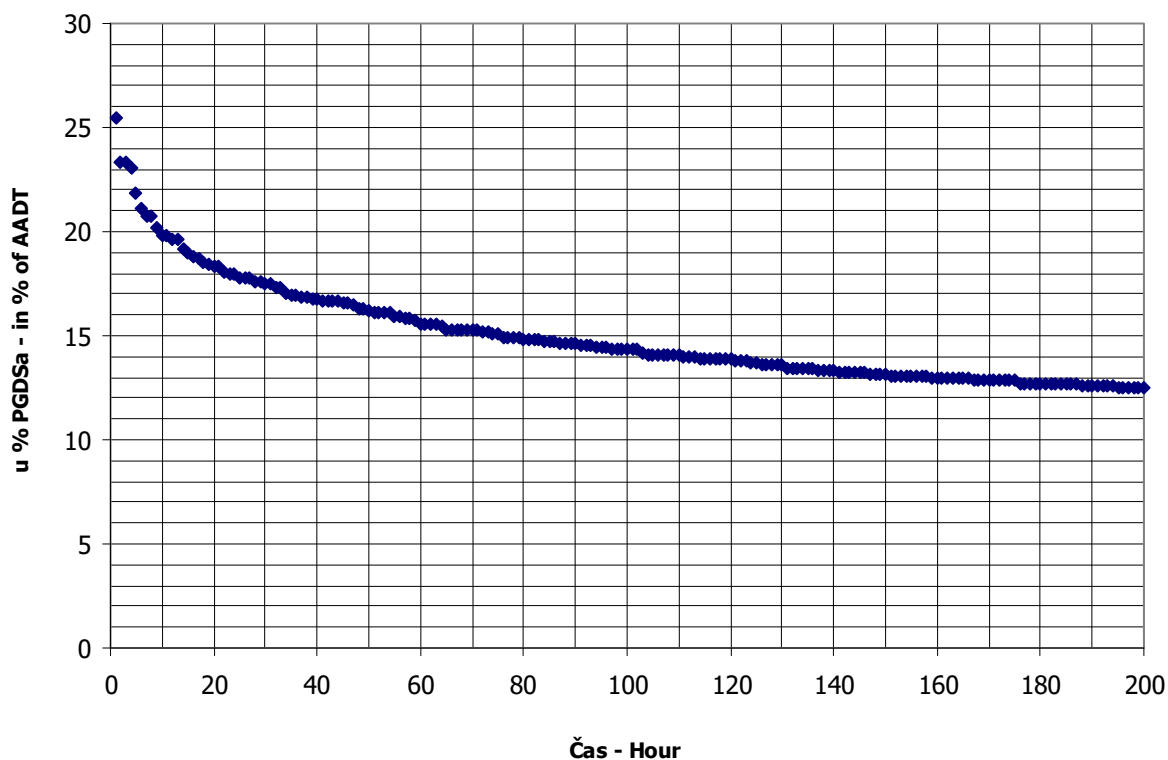


## SATNA DISTRIBUCIJA SAOBRAĆAJNOG TOKA TRAFFIC FLOW HOURLY DISTRIBUTION

Automatski brojač broj - Automatic counter number  
 Lokalitet - Location / Stacionaža - Mileage [km+m]  
 Broj puta - Road number / Dionica - Section

000039  
 Vardište / 5+227,00  
 M 5 / Dobrun - granica / border RS (Vardište)

PGDS - AADT	943 voz/dan - veh/day							
Čas - Hour	Maksimalni vršni sat - Maximum peak hour	10	20	30	40	50	100	200
Sat u danu - Hour of day	13	14	11	11	17	13	17	11
Sat u godini - Hour in year	5293	5630	5627	5123	5273	2629	5753	5963
Dan - Day of week	nedelja - Sunday	nedelja - Sunday	nedelja - Sunday	nedelja - Sunday	subota - Saturday	ponedeljak - Monday	petak - Friday	nedelja - Sunday
Datum - Date	9	23	23	2	8	20	28	6
Mjesec - Month	avgust - August	avgust - August	avgust - August	avgust - August	avgust - August	april - April	avgust - August	septembar - September
Vrijednost - Value	240	187	173	165	157	152	135	118
% - percent	25.45	19.83	18.35	17.50	16.65	16.12	14.32	12.51



**BROJANJE VOZILA NA MREŽI PUTEVA U REPUBLICI SRPSKOJ – 2015. GODINA**  
**VEHICLE COUNTING ON THE ROAD NETWORK OF THE REPUBLIC OF SRPSKA – YEAR 2015**

**MJESEČNI BROJ VOZILA**  
**MONTHLY NUMBER OF VEHICLES**

Automatski brojač broj - Automatic counter number  
 Lokalizet - Location / Stacionaža - Mileage [km+m]  
 Broj puta - Road number / Dionica - Section

000040  
 Handići / 3+884,00  
 M 20 / Foča 1 - granica / border RS (Ustikolina)

	Mjesec - Month											
	Januar- January	Februar- February	Mart- March	April- April	Maj- May	Jun- June	Jul- July	August- August	Septembar- September	Oktobar- October	Novembar- November	Decembar- December
1	745	1062	1351	1676	2389	1948	2458	4143	2113	1974	1716	1352
2	754	1255	1408	1716	2160	1842	2248	3576	2164	2175	1712	1398
3	973	1437	1378	1880	2529	1846	2409	3243	2044	1951	1498	1500
4	987	1311	1546	1942	2105	2034	2829	2916	2467	2004	1561	1713
5	1385	1572	1292	1854	1984	2362	2672	2883	2596	1867	1601	1703
6	903	1681	1580	1826	1931	2209	2233	2830	2873	1774	1720	1315
7	697	1415	1313	1709	2016	2372	2172	3203	2229	1810	1700	1453
8	1117	1421	1241	1693	2336	2591	2325	3679	2225	1966	1515	1516
9	1130	1363	1453	1749	2050	2119	2411	3867	1986	2174	1568	1469
10	1133	1431	1431	2073	1887	1946	2933	3288	2247	2105	1494	1390
11	1113	1428	1463	2067	2001	2113	3016	2943	2321	1780	1506	1672
12	1291	1261	1483	1988	2013	2515	2849	2808	2318	1773	1695	1459
13	1093	1360	1586	1761	1860	2307	2640	2791	2399	1453	1943	1147
14	852	1159	1634	1758	1931	2622	2527	3382	2035	1708	1614	1328
15	1252	1005	1419	1931	2187	2180	2685	4051	1976	1736	1483	976
16	1434	1298	1570	2388	2024	2106	2593	3720	2112	2031	1562	1141
17	1283	1243	1512	2129	2088	2185	2914	2743	2117	1917	1656	1663
18	1110	919	1487	1768	1841	1973	3197	2710	2287	1537	1700	1083
19	1471	809	1444	1593	1798	2384	3560	3082	2341	1492	1957	844
20	1406	1079	1617	2666	1863	2586	3059	2953	2451	1570	1969	663
21	1484	1287	1259	2132	2123	2551	2898	2873	3006	1713	1717	921
22	1418	859	1150	1807	2312	2105	2582	3181	2186	1887	1542	1124
23	1501	1143	1459	1923	2169	2043	2518	3105	2197	2170	1716	1281
24	1442	1225	1448	2061	2366	2046	2996	2475	2107	1783	1730	1503
25	1062	1246	1355	2077	1937	2218	3519	2532	2418	1626	1685	1480
26	1295	1446	1536	1972	1893	2517	3481	2447	2282	1775	1761	1455
27	1353	1525	1774	1823	1831	2528	2833	2441	2213	1594	1649	1058
28	1158	1420	1722	1964	1917	2446	2665	2727	2025	1689	1529	1544
29	1214		1619	1910	2184	2144	2601	2784	1944	1795	1479	1504
30	1337		1675	2655	2181	2348	3087	2932	1965	2004	1528	1707
31	1244		1640		2301		3296	2351		1820		1348
Ukupno- Total	36637	35660	45845	58491	64207	67186	86206	94659	67644	56653	49506	41710
Prosje- Average	1182	3242	1479	1950	2071	2240	2781	3054	2255	1828	1650	1345
Godšnji prosjek (PGDS) - Annual average (AADT)												1931



**BROJANJE VOZILA NA MREŽI PUTEVA U REPUBLICI SRPSKOJ – 2015. GODINA**  
**VEHICLE COUNTING ON THE ROAD NETWORK OF THE REPUBLIC OF SRPSKA – YEAR 2015**

**STRUKTURA SAOBRAĆAJNOG TOKA**  
**TRAFFIC FLOW COMPOSITION**

Automatski brojač broj - Automatic counter number  
 Lokalizet - Location / Stacionaža - Mileage [km+m]  
 Broj puta - Road number / Dionica - Section

000040  
 Handići / 3+884,00  
 M 20 / Foča 1 - granica / border RS (Ustikolina)

Mjesec - Month	Smjer - Direction	Dužina vozila - Vehicle length								Ukupno - Total
		< 5,5 m	(%)	5,5 - 12 m	(%)	12 - 16,5 m	(%)	< 16,5 m	(%)	
Januar - January	I	15880	87.5	1888	10.4	345	1.9	44	0.2	18156
	II	16502	89.3	1594	8.6	379	2.1	6	0.0	18481
	ukupno - total	32393	88.4	3471	9.5	725	2.0	48	0.1	36637
Februar - February	I	15603	87.5	1855	10.4	339	1.9	43	0.2	17840
	II	15912	89.3	1537	8.6	366	2.1	6	0.0	17820
	ukupno - total	31529	88.4	3378	9.5	706	2.0	47	0.1	35660
Mart - March	I	20045	87.5	2383	10.4	435	1.9	55	0.2	22918
	II	20471	89.3	1977	8.6	471	2.1	7	0.0	22927
	ukupno - total	40534	88.4	4343	9.5	907	2.0	61	0.1	45845
April - April	I	25635	87.5	3048	10.4	556	1.9	71	0.2	29310
	II	26056	89.3	2516	8.6	599	2.1	9	0.0	29181
	ukupno - total	51715	88.4	5541	9.5	1157	2.0	77	0.1	58491
Maj - May	I	27930	87.5	3321	10.4	606	1.9	77	0.2	31933
	II	28818	89.3	2783	8.6	663	2.1	10	0.0	32274
	ukupno - total	56769	88.4	6083	9.5	1270	2.0	85	0.1	64207
Juni - June	I	28654	87.5	3407	10.4	622	1.9	79	0.2	32761
	II	30738	89.3	2968	8.6	707	2.1	11	0.0	34425
	ukupno - total	59403	88.4	6365	9.5	1329	2.0	89	0.1	67186
Juli - July	I	36425	87.5	4331	10.4	790	1.9	100	0.2	41647
	II	39788	89.3	3842	8.6	915	2.1	14	0.0	44559
	ukupno - total	76219	88.4	8167	9.5	1706	2.0	114	0.1	86206
Avgust - August	I	43320	87.5	5150	10.4	940	1.9	119	0.2	49529
	II	40297	89.3	3892	8.6	927	2.1	15	0.0	45130
	ukupno - total	83693	88.4	8968	9.5	1873	2.0	125	0.1	94659
Septembar - September	I	30326	87.5	3605	10.4	658	1.9	83	0.2	34673
	II	29440	89.3	2843	8.6	677	2.1	11	0.0	32971
	ukupno - total	59807	88.4	6409	9.5	1338	2.0	89	0.1	67644
Oktobar - October	I	24965	87.5	2968	10.4	542	1.9	69	0.2	28543
	II	25100	89.3	2424	8.6	577	2.1	9	0.0	28110
	ukupno - total	50090	88.4	5367	9.5	1121	2.0	75	0.1	56653
Novembar - November	I	21646	87.5	2573	10.4	470	1.9	60	0.2	24749
	II	22106	89.3	2135	8.6	508	2.1	8	0.0	24757
	ukupno - total	43771	88.4	4690	9.5	980	2.0	65	0.1	49506
Decembar - December	I	18405	87.5	2188	10.4	399	1.9	51	0.2	21043
	II	18454	89.3	1782	8.6	424	2.1	7	0.0	20667
	ukupno - total	36878	88.4	3952	9.5	825	2.0	55	0.1	41710
Ukupno (godišnje) - Total (annual)	I	308836	87.5	36717	10.4	6700	1.9	850	0.2	353103
	II	313681	89.3	30293	8.6	7213	2.1	114	0.0	351301
	ukupno - total	622799	88.4	66736	9.5	13938	2.0	932	0.1	704404
Prosjeak (PGDS) - Average (AADT)	I	846	85.9	101	11.1	18	2.7	2	0.3	967
	II	859	86.6	83	10.4	20	3.0	0	0.0	962
	ukupno - total	1706	88.4	183	9.5	38	2.0	3	0.1	1931

**BRONANJE VOZILA NA MREŽI PUTEVA U REPUBLICI SRPSKOJ – 2015. GODINA**  
**VEHICLE COUNTING ON THE ROAD NETWORK OF THE REPUBLIC OF SRPSKA – YEAR 2015**

**SAOBRAĆAJNI POKAZATELJI**

Automatski brojač broj  
 Lokalizet / Stacionaža [km+m]  
 Broj puta / Dionica

000040

Handić / 3+884,00

M 20 / Foča 1 - granica / border RS (Ustikolina)

Mjesec	Smjer	minimalni čas		maksimalni čas		minimalni dan		maksimalni dan		dnevni prosjek (05-21 h)	noćni prosjek (21-05 h)	prosjek radnim danom	prosjek vikendom	ljetni prosjek	
		datum/dan	čas	voz/h	voz/dan	datum/dan	voz/dan	voz/dan	voz/dan						
Januar	I	4/nedjelja	2	0	23/petak	12	93	7/srijeda	355	759	543	341	245		
	II	5/ponedjeljak	3	0	24/subota	16	100	7/srijeda	342	751	545	344	252		
	I+II	7/srijeda	4	0	12/ponedjeljak	12	157	7/srijeda	697	1501	1088	684	498		
Februar	I	5/četvrtak	3	0	11/srijeda	12	136	22/nedjelja	404	829	594	466	171		
	II	12/četvrtak	3	0	11/srijeda	14	117	19/četvrtak	392	852	582	464	173		
	I+II	14/četvrtak	3	0	11/srijeda	12	165	19/četvrtak	809	1681	1176	930	344		
Mart	I	4/srijeda	4	0	30/ponedjeljak	13	98	22/nedjelja	528	929	686	534	205		
	II	28/subota	2	0	15/nedjelja	17	86	21/subota	588	865	676	535	205		
	I+II	28/subota	2	0	15/nedjelja	14	165	22/nedjelja	1150	1774	1362	117	1069	410	
April	I	1/srijeda	4	0	30/četvrtak	18	155	19/nedjelja	741	1440	901	661	316		
	II	5/nedjelja	5	2	12/nedjelja	17	138	8/srijeda	830	1279	879	652	320		
	I+II	28/utorak	2	2	30/četvrtak	18	225	19/nedjelja	1593	2666	1780	1313	637		
Maj	I	10/nedjelja	4	0	1/petak	10	168	10/nedjelja	873	1190	939	649	381		
	II	14/četvrtak	3	1	3/nedjelja	17	186	19/utorak	895	1360	930	644	397		
	I+II	5/petak	2	3	3/nedjelja	17	256	19/utorak	1798	2529	1869	1292	779		
Juni	I	4/četvrtak	3	1	8/ponedjeljak	22	136	2/utorak	931	1420	996	812	335	1147	
	II	4/četvrtak	3	2	21/nedjelja	11	228	2/utorak	1842	2622	1985	1586	654	2240	
	I+II	2/četvrtak	3	2	19/nedjelja	15	152	2/četvrtak	1046	1750	1194	956	387	1343	
Juli	I	3/petak	3	9	19/nedjelja	19	137	7/utorak	1123	1877	1223	214	1014	1437	
	II	3/petak	3	10	19/nedjelja	15	279	7/utorak	2172	3560	2418	1970	810	2781	
	I+II	23/nedjelja	4	1	16/nedjelja	12	206	31/ponedjeljak	1210	2130	1429	169	1003	1597	
Avgust	I	26/srijeda	1	2	1/subota	10	152	27/četvrtak	1068	2156	1245	211	921	535	1456
	II	26/srijeda	4	12	9/nedjelja	12	320	31/ponedjeljak	2351	4143	2674	380	1923	3054	
	I+II	4/petak	4	0	20/nedjelja	14	144	29/utorak	976	1484	1066	90	812	343	1155
Septembar	I	29/utorak	3	1	21/ponedjeljak	18	139	9/srijeda	944	1692	980	119	794	1100	
	II	28/ponedjeljak	3	2	6/nedjelja	17	254	29/utorak	1944	3006	2046	209	1606	649	2255
	I+II	8/četvrtak	2	0	23/petak	12	218	18/nedjelja	720	1177	851	69	657	264	
Oktobar	I	6/utorak	3	1	23/petak	15	150	13/utorak	732	1089	826	81	638	269	
	II	6/utorak	3	2	23/petak	12	282	13/utorak	1453	2175	1677	151	1295	533	
	I+II	3/utorak	4	0	13/petak	15	123	29/nedjelja	647	1024	766	59	594	231	
Novembar	I	2/ponedjeljak	3	1	1/nedjelja	15	115	11/srijeda	748	962	755	70	580	245	
	II	2/ponedjeljak	3	2	13/petak	15	211	29/nedjelja	1479	1969	1521	129	1174	477	
	I+II	3/četvrtak	3	0	5/subota	12	166	20/nedjelja	321	903	628	50	525	154	
Decembar	I	29/utorak	3	0	5/subota	14	107	20/nedjelja	342	846	612	55	510	157	
	II	29/utorak	3	0	5/subota	12	215	20/nedjelja	663	1713	1240	105	1034	311	
	I+II	4.1./nedjelja	2	0	23.10./petak	12	218	20.12./nedjelja	321	2130	884	83	964	1300	
Godina	I	5.1./ponedjeljak	3	0	3.5./nedjelja	17	186	7.1./srijeda	342	2156	856	107	956	978	
	I+II	7.1./srijeda	4	0	9.8./nedjelja	12	320	20.12./nedjelja	663	4143	1740	190	1919	1953	2588

**BROJANJE VOZILA NA MREŽI PUTEVA U REPUBLICI SRPSKOJ – 2015. GODINA**  
**VEHICLE COUNTING ON THE ROAD NETWORK OF THE REPUBLIC OF SRPSKA – YEAR 2015**

**TRAFFIC PARAMETERS**

Automatic counter number  
 Location / Mileage [km+m]  
 Road number / Section

000040

Handić / 3+884,00

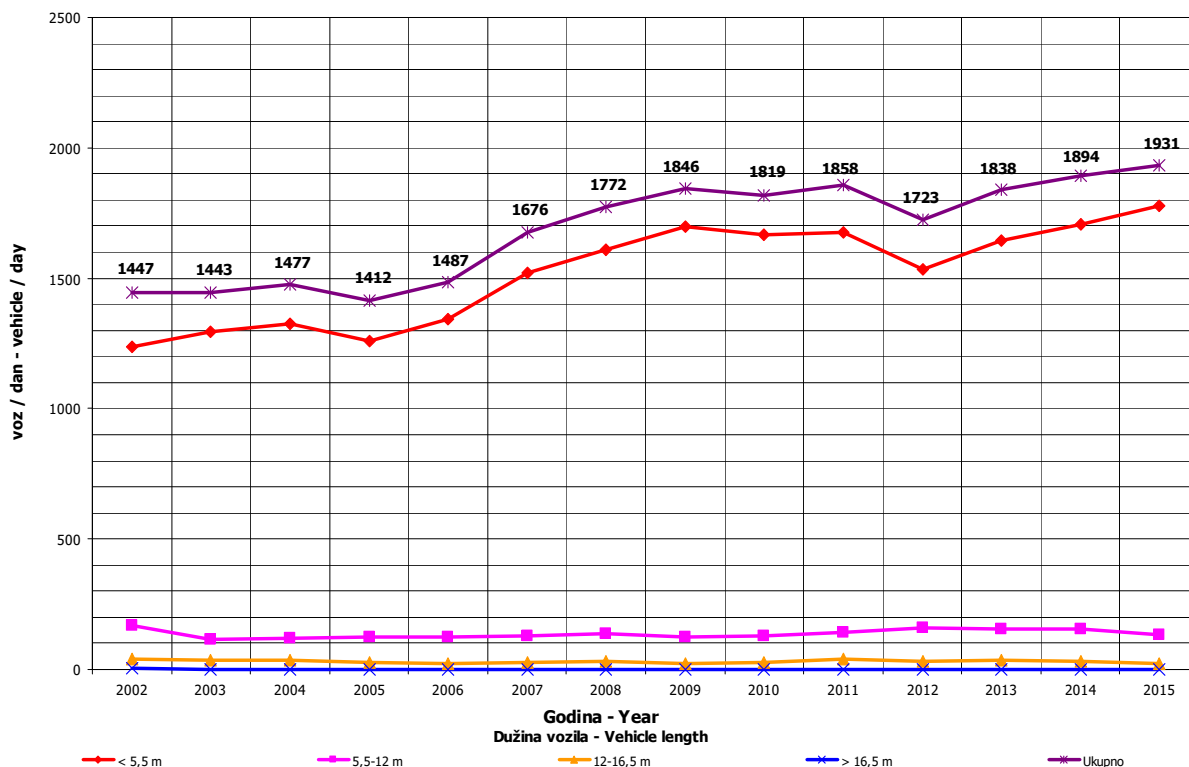
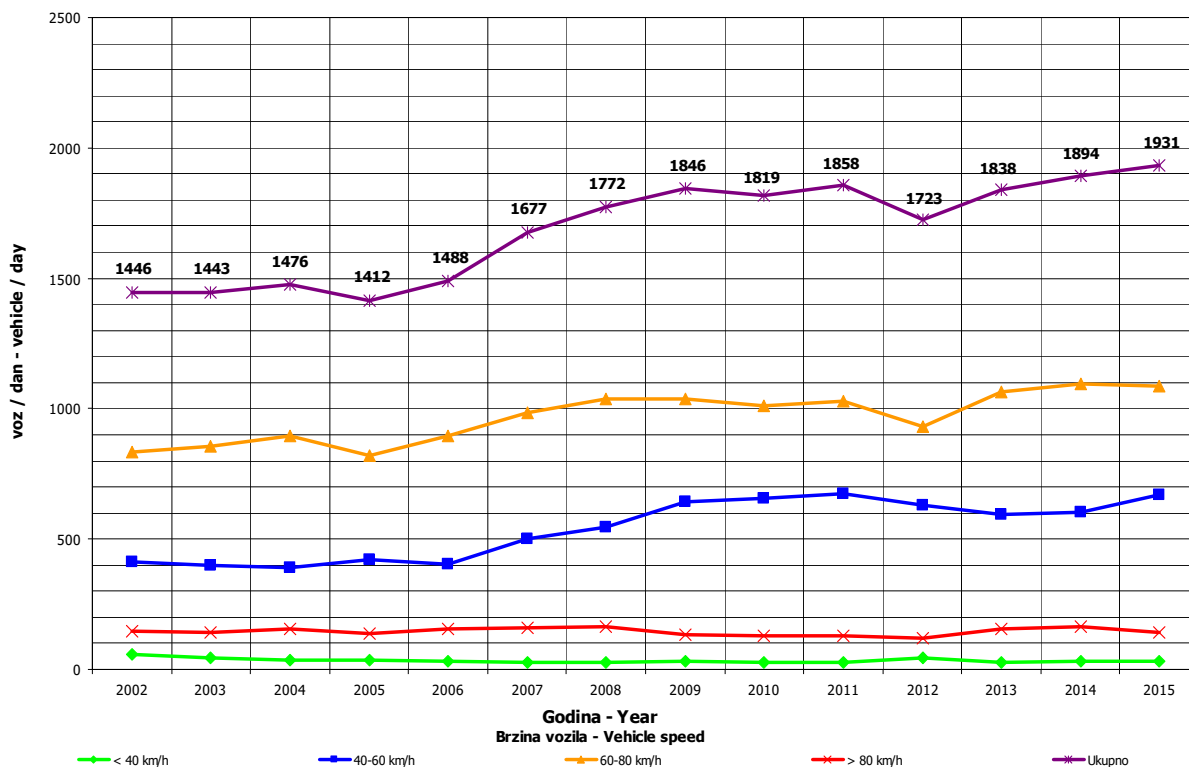
M 20 / Foča 1 - granica / border RS (Ustikolina)

Month	Direction	minimum hour		maximum hour		veh/h	minimum day		maximum day		day time average (5-21 h)	night average (21-05 h)	working day average	weekend average	summer average
		date/day	hour	date/day	hour		date/day	veh/day	date/day	veh/day					
January	I	4/Sunday	2	0	23/Friday	12	93	7/Wednesday	355	21/Wednesday	759	543	341	245	
	II	5/Monday	3	0	24/Saturday	16	100	7/Wednesday	342	23/Friday	751	545	344	252	
	I+II	7/Wednesday	4	0	12/Monday	12	157	7/Wednesday	697	23/Friday	1501	1088	684	498	
February	I	5/Thursday	3	0	11/Wednesday	12	136	22/Sunday	404	6/Friday	829	594	466	171	
	II	12/Thursday	3	0	11/Wednesday	14	117	19/Thursday	392	6/Friday	852	582	464	173	
	I+II	12/Thursday	3	0	11/Wednesday	12	165	19/Thursday	809	6/Friday	1681	1176	930	344	
March	I	4/Wednesday	4	0	30/Monday	13	98	22/Sunday	528	28/Saturday	929	686	534	205	
	II	28/Saturday	2	0	15/Sunday	17	86	21/Saturday	588	27/Friday	865	676	535	205	
	I+II	28/Saturday	2	0	15/Sunday	14	165	22/Sunday	1150	27/Friday	1774	1362	117	1069	410
April	I	1/Wednesday	4	0	30/Thursday	18	155	19/Sunday	741	30/Thursday	1440	901	661	316	
	II	5/Sunday	5	2	12/Sunday	17	138	8/Wednesday	830	20/Monday	1279	879	652	320	
	I+II	28/Tuesday	2	2	30/Thursday	18	225	19/Sunday	1593	20/Monday	2666	1780	1313	637	
May	I	10/Sunday	4	0	1/Friday	10	168	10/Sunday	873	8/Friday	1190	939	649	381	
	II	14/Thursday	3	1	3/Sunday	17	186	19/Tuesday	895	3/Sunday	1360	930	644	397	
	I+II	14/Thursday	2	1	3/Sunday	17	256	19/Tuesday	1798	3/Sunday	2529	1869	1292	779	
June	I	5/Friday	2	0	14/Sunday	12	134	18/Thursday	889	26/Friday	1279	989	773	319	1092
	II	4/Thursday	3	1	8/Monday	22	136	2/Tuesday	931	20/Saturday	1420	996	812	335	1147
	I+II	4/Thursday	3	2	21/Sunday	11	228	2/Tuesday	1842	14/Sunday	2622	1985	1586	654	2240
July	I	2/Thursday	3	1	19/Sunday	15	152	2/Thursday	1046	31/Friday	1750	1194	956	387	1343
	II	3/Friday	3	9	19/Sunday	19	137	7/Tuesday	1123	19/Sunday	1877	1223	214	1014	423
	I+II	3/Friday	3	10	19/Sunday	15	279	7/Tuesday	2172	19/Sunday	3560	2418	363	1970	2781
August	I	23/Sunday	4	1	16/Sunday	12	206	31/Monday	1210	15/Saturday	2130	1429	169	1003	1597
	II	26/Wednesday	1	2	1/Saturday	10	152	27/Thursday	1068	1/Saturday	2156	1245	211	921	1456
	I+II	26/Wednesday	4	12	9/Sunday	12	320	31/Monday	2351	1/Saturday	4143	2674	380	1923	3054
September	I	4/Friday	4	0	20/Sunday	14	144	29/Tuesday	976	6/Sunday	1484	1066	812	343	1155
	II	29/Tuesday	3	1	21/Monday	18	139	9/Wednesday	944	21/Monday	1692	980	794	306	1100
	I+II	28/Monday	3	2	6/Sunday	17	254	29/Tuesday	1944	21/Monday	3006	2046	209	1606	2255
October	I	8/Thursday	2	0	23/Friday	12	218	18/Sunday	720	2/Friday	1177	851	657	264	
	II	6/Tuesday	3	1	23/Friday	15	150	13/Tuesday	732	4/Sunday	1089	826	81	638	269
	I+II	6/Tuesday	3	2	23/Friday	12	282	13/Tuesday	1453	2/Friday	2175	1677	151	1295	533
November	I	3/Tuesday	4	0	13/Friday	15	123	29/Sunday	647	19/Thursday	1024	766	59	594	231
	II	2/Monday	3	1	1/Sunday	15	115	11/Wednesday	748	20/Friday	962	755	70	580	245
	I+II	2/Monday	3	2	13/Friday	15	211	29/Sunday	1479	20/Friday	1969	1521	129	1174	477
December	I	3/Thursday	3	0	5/Saturday	12	166	20/Sunday	321	30/Wednesday	903	628	50	525	154
	II	29/Tuesday	3	0	5/Saturday	14	107	20/Sunday	342	4/Friday	846	612	55	510	157
	I+II	29/Tuesday	3	0	5/Saturday	12	215	20/Sunday	663	4/Friday	1713	1240	105	1034	311
Year	I	4.1/Sunday	2	0	23.10./Friday	12	218	20.12./Sunday	321	15.8./Saturday	2130	884	83	964	1300
	II	5.1./Monday	3	0	3.5./Sunday	17	186	7.1./Wednesday	342	1.8./Saturday	2156	856	107	956	1288
	I+II	7.1./Wednesday	4	0	9.8./Sunday	12	320	20.12./Sunday	663	1.8./Saturday	4143	1740	1919	1953	2588

## GODIŠNJA NERAVNOMJERNOST SAOBRAĆAJNOG TOKA TRAFFIC FLOW ANNUAL VARIATION

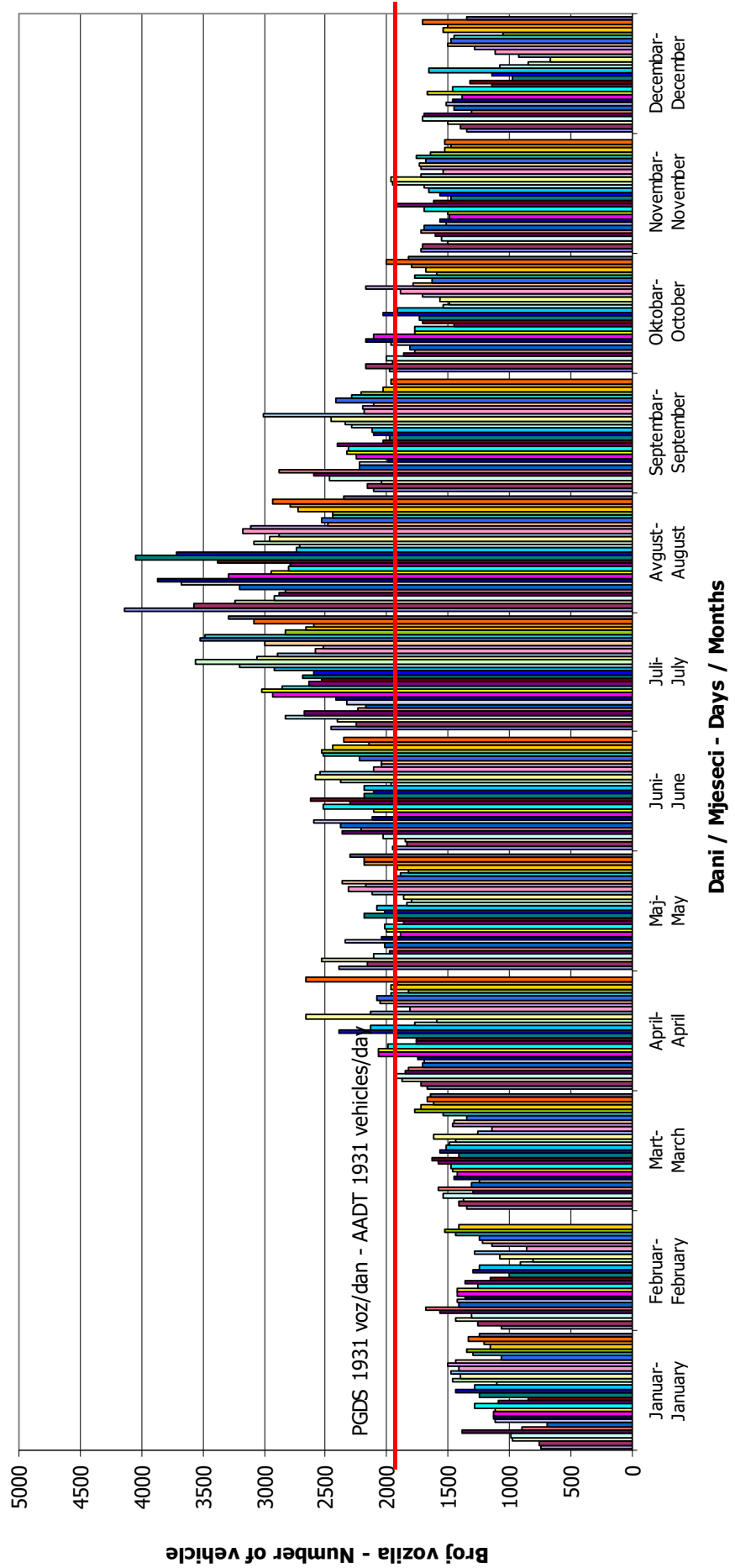
Automatski brojač broj - Automatic counter number  
 Lokalizet - Location / Stacionaža - Mileage [km+m]  
 Broj puta - Road number / Dionica - Section

000040  
 Handići / 3+884,00  
 M 20 / Foča 1 - granica / border RS (Ustikolina)



**DNEVNA NERAVNOMJERNOST SAOBRAĆAJNOG TOKA**  
**TRAFFIC FLOW DAILY VARIATION**

Automatski brojač broj - Automatic counter number 000040  
 Lokalizet - Location / Stacionaža - Mileage [km+tm] Handići / 3+884,00  
 Broj puta - Road number/ Dionica - Section M 20 / Foča 1 - granica / border RS (Ustikolina)

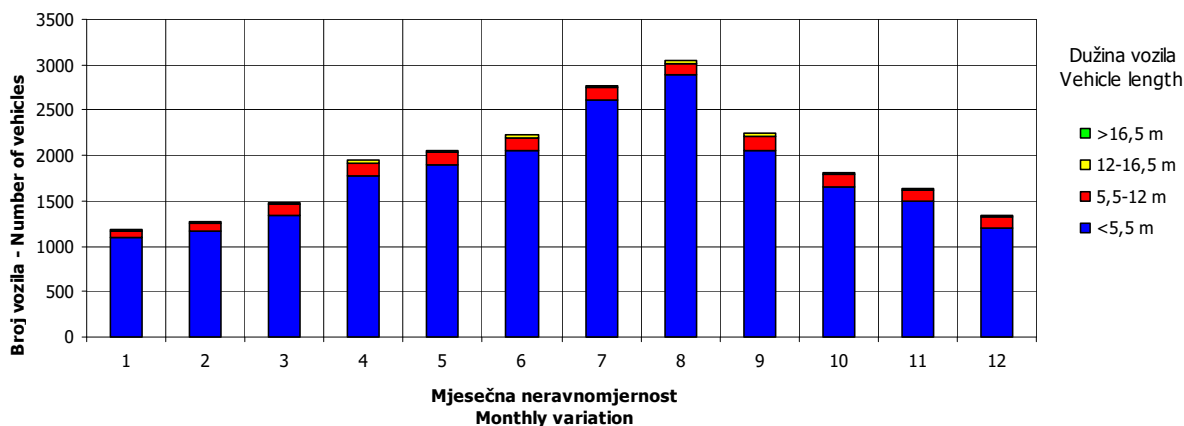
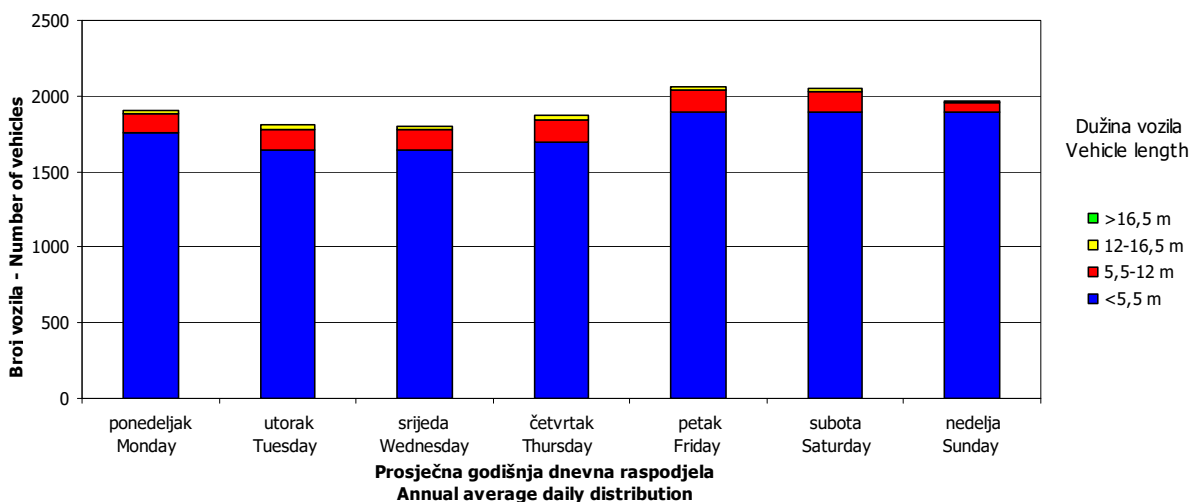
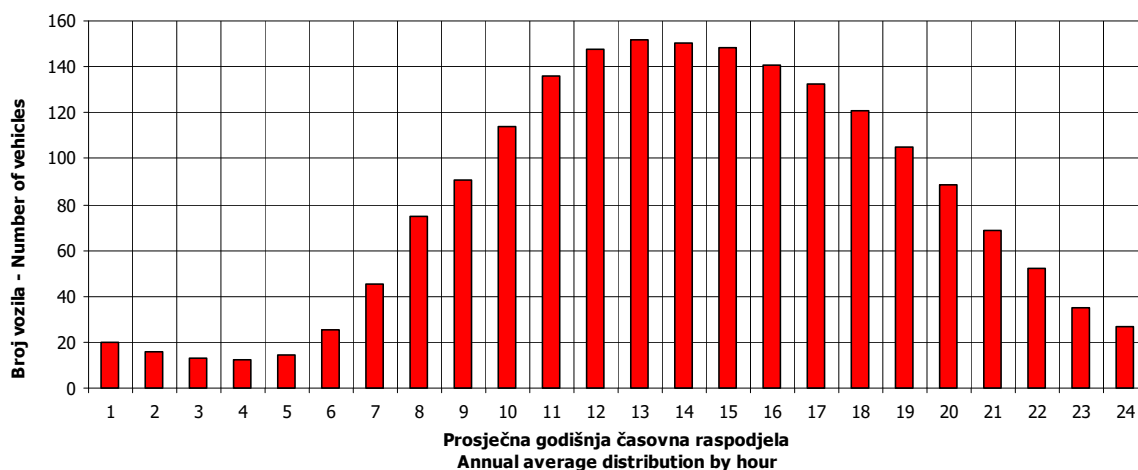


## VREMENSKA RASPODJELA SAOBRAĆAJNOG TOKA TRAFFIC FLOW TIME DISTRIBUTION

Automatski brojač broj - Automatic counter number  
 Lokalizet - Location / Stacionaža - Mileage [km+m]  
 Broj puta - Road number / Dionica - Section

000040  
 Handići / 3+884,00  
 M 20 / Foča 1 - granica / border RS (Ustikolina)

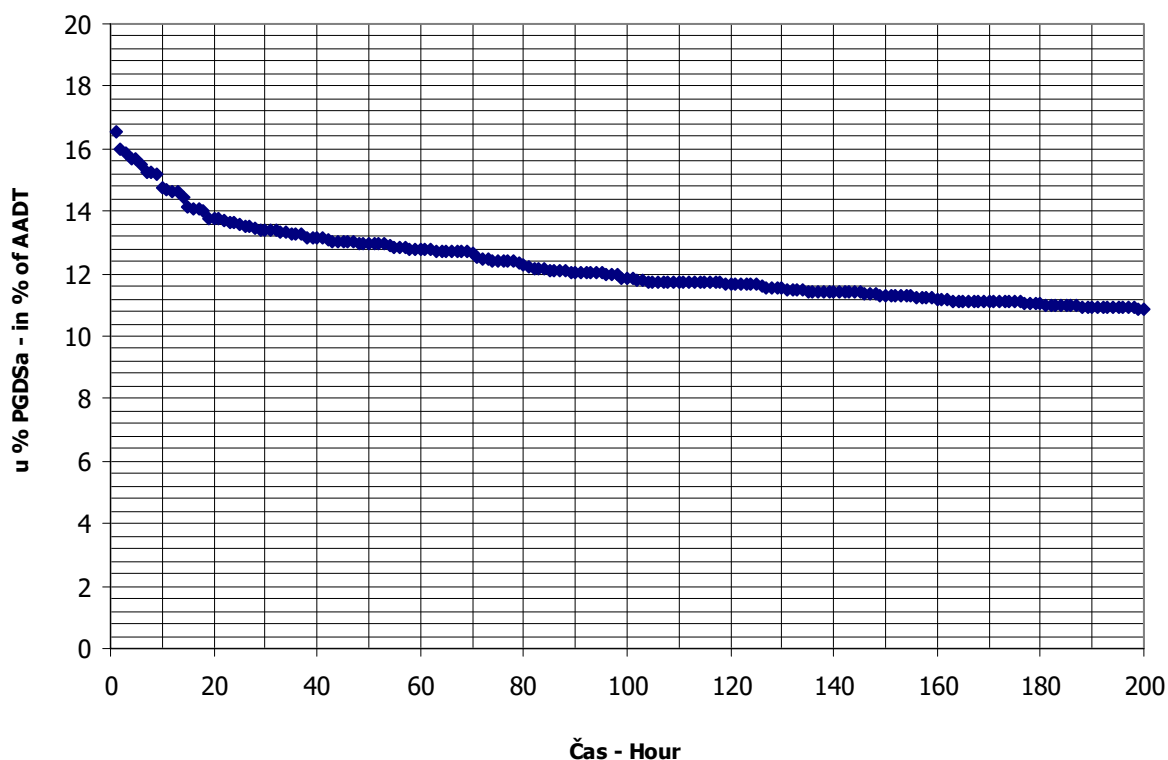
**PGDS 1931 voz/dan      AADT 1931 veh/day**



## SATNA DISTRIBUCIJA SAOBRAĆAJNOG TOKA TRAFFIC FLOW HOURLY DISTRIBUTION

Automatski brojač broj - Automatic counter number 000040  
 Lokalizet - Location / Stacionaža - Mileage [km+m] Handići / 3+884,00  
 Broj puta - Road number / Dionica - Section M 20 / Foča 1 - granica / border RS (Ustikolina)

PGDS - AADT	1931 voz/dan - veh/day							
	Maksimalni vršni sat - Maximum peak hour	10	20	30	40	50	100	200
Čas - Hour								
Sat u danu - Hour of day	12	12	17	19	17	13	11	10
Sat u godini - Hour in year	5292	5436	5297	5467	5969	5629	6323	4978
Dan - Day of week	nedelja - Sunday	subota - Saturday	nedelja - Sunday	nedelja - Sunday	nedelja - Sunday	nedelja - Sunday	ponedeljak - Monday	ponedeljak - Monday
Datum - Date	9	15	9	16	6	23	21	27
Mjesec - Month	avgust - August	avgust - August	avgust - August	avgust - August	septembar - September	avgust - August	septembar - September	jul - July
Vrijednost - Value	320	284	266	259	254	250	229	210
% - percent	16.57	14.71	13.78	13.41	13.15	12.95	11.86	10.88



**BROJANJE VOZILA NA MREŽI PUTEVA U REPUBLICI SRPSKOJ – 2015. GODINA**  
**VEHICLE COUNTING ON THE ROAD NETWORK OF THE REPUBLIC OF SRPSKA – YEAR 2015**

**MJESEČNI BROJ VOZILA**  
**MONTHLY NUMBER OF VEHICLES**

Automatski brojač broj - Automatic counter number  
 Lokalitet - Location / Stacionaža - Mileage [km+m]  
 Broj puta - Road number / Dionica - Section

000041  
 Dobro Polje / 3+077,00  
 M 18 / Dobro Polje - Miljevina

	Mjesec - Month											
	Januar- January	Februar- February	Mart- March	April- April	Maj- May	Jun- June	Jul- July	August- August	Septembar- September	Oktobar- October	Novembar- November	Decembar- December
1	538	723	1246	1181	2301	1372	1711	3091	1487	1590	1740	1032
2	517	743	944	1211	1985	1216	1662	3495	1535	1832	1334	1083
3	643	737	924	1391	2616	1447	2104	2608	1596	1678	1119	1111
4	657	897	1054	1526	1457	1484	2364	2169	1948	2204	1190	1320
5	728	844	784	1849	1369	1844	2673	2098	2145	1363	1341	1298
6	512	1076	1206	1368	1527	1878	1772	2149	2613	1324	1558	1318
7	420	1042	962	1214	1479	2217	1695	2498	1567	1475	1755	1035
8	666	864	979	1280	1782	1616	1716	2890	1474	1485	1827	1095
9	658	932	928	1184	1708	1768	1828	3323	1526	1706	1326	1065
10	694	819	914	1584	2047	1501	2229	2422	1702	1764	1334	1069
11	754	771	972	2059	1396	1656	2141	2065	1979	2199	1392	1138
12	707	862	1096	2207	1340	1969	2663	1993	2205	1325	1316	1151
13	683	1008	1200	1208	1370	2147	1912	2167	2521	1357	1433	1044
14	762	881	1301	1165	1289	2516	1957	2469	1489	1312	1534	881
15	809	858	1359	1319	1707	1458	2028	2903	1474	1514	1746	731
16	935	807	1002	1567	1939	1413	2063	3128	1628	1653	1168	920
17	931	762	1004	1474	2269	1594	2408	1892	1757	1551	1194	1090
18	894	909	959	1378	1252	1599	2846	1919	1895	1974	1253	960
19	924	917	1024	1625	1349	1899	4026	1878	1865	1399	1451	566
20	1049	1078	1131	1525	1440	1976	2237	1833	1971	1268	1478	458
21	1064	1111	911	1316	1685	2596	2088	2054	2389	1364	1083	614
22	944	1011	1059	1278	1955	1393	1921	2178	1846	1153	1110	668
23	1057	887	969	1348	1991	1409	1894	2473	1998	1761	1152	939
24	963	768	982	1515	2540	1519	2384	1600	1877	1733	1293	1045
25	815	945	751	1721	1461	1558	2784	1721	2157	1967	1494	1256
26	805	1077	927	1980	1422	1906	3099	1748	2456	1360	1501	1201
27	945	1108	1229	1244	1476	1954	2144	1848	2992	1193	1434	1014
28	721	1062	1421	1222	1566	2193	1930	2112	1614	1182	1368	993
29	773		1514	1372	1721	1498	1903	2184	1625	1229	1569	1039
30	758		1035	2332	1766	1637	2247	2553	1541	1432	1152	1240
31	969		1024		2169		2635	1539		1453		1106
Ukupno- Total	24295	25499	32811	44643	53374	52233	69064	71000	56872	47800	41645	31480
Prosjek- Average	784	2318	1058	1488	1722	1741	2228	2290	1896	1542	1388	1015
Godšnji prosjek (PGDS) - Annual average (AADT)												1506



**BROJANJE VOZILA NA MREŽI PUTEVA U REPUBLICI SRPSKOJ – 2015. GODINA**  
**VEHICLE COUNTING ON THE ROAD NETWORK OF THE REPUBLIC OF SRPSKA – YEAR 2015**

**STRUKTURA SAOBRAĆAJNOG TOKA**  
**TRAFFIC FLOW COMPOSITION**

Automatski brojač broj - Automatic counter number  
 Lokalitet - Location / Stacionaža - Mileage [km+m]  
 Broj puta - Road number / Dionica - Section

000041  
 Dobro Polje / 3+077,00  
 M 18 / Dobro Polje - Miljevina

Mjesec - Month	Smjer - Direction	Dužina vozila - Vehicle length								Ukupno - Total
		< 5,5 m	(%)	5,5 - 12 m	(%)	12 - 16,5 m	(%)	< 16,5 m	(%)	
Januar - January	I	10718	87.5	1274	10.4	233	1.9	29	0.2	12255
	II	10751	89.3	1038	8.6	247	2.1	4	0.0	12040
	ukupno - total	21480	88.4	2302	9.5	481	2.0	32	0.1	24295
Februar - February	I	11302	87.5	1344	10.4	245	1.9	31	0.2	12922
	II	11230	89.3	1085	8.6	258	2.1	4	0.0	12577
	ukupno - total	22545	88.4	2416	9.5	505	2.0	34	0.1	25499
Mart - March	I	14578	87.5	1733	10.4	316	1.9	40	0.2	16667
	II	14415	89.3	1392	8.6	331	2.1	5	0.0	16144
	ukupno - total	29010	88.4	3109	9.5	649	2.0	43	0.1	32811
April - April	I	20096	87.5	2389	10.4	436	1.9	55	0.2	22977
	II	19346	89.3	1868	8.6	445	2.1	7	0.0	21666
	ukupno - total	39471	88.4	4230	9.5	883	2.0	59	0.1	44643
Maj - May	I	23352	87.5	2776	10.4	507	1.9	64	0.2	26700
	II	23818	89.3	2300	8.6	548	2.1	9	0.0	26674
	ukupno - total	47191	88.4	5057	9.5	1056	2.0	71	0.1	53374
Juni - June	I	23497	87.5	2794	10.4	510	1.9	65	0.2	26865
	II	22651	89.3	2187	8.6	521	2.1	8	0.0	25368
	ukupno - total	46182	88.4	4949	9.5	1034	2.0	69	0.1	52233
Juli - July	I	31509	87.5	3746	10.4	684	1.9	87	0.2	36025
	II	29501	89.3	2849	8.6	678	2.1	11	0.0	33039
	ukupno - total	61063	88.4	6543	9.5	1367	2.0	91	0.1	69064
Avgust - August	I	30365	87.5	3610	10.4	659	1.9	84	0.2	34717
	II	32397	89.3	3129	8.6	745	2.1	12	0.0	36283
	ukupno - total	62775	88.4	6727	9.5	1405	2.0	94	0.1	71000
Septembar - September	I	24743	87.5	2942	10.4	537	1.9	68	0.2	28290
	II	25521	89.3	2465	8.6	587	2.1	9	0.0	28582
	ukupno - total	50283	88.4	5388	9.5	1125	2.0	75	0.1	56872
Oktobar - October	I	20997	87.5	2496	10.4	456	1.9	58	0.2	24006
	II	21246	89.3	2052	8.6	489	2.1	8	0.0	23794
	ukupno - total	42262	88.4	4529	9.5	946	2.0	63	0.1	47800
Novembar - November	I	18295	87.5	2175	10.4	397	1.9	50	0.2	20918
	II	18508	89.3	1787	8.6	426	2.1	7	0.0	20727
	ukupno - total	36820	88.4	3945	9.5	824	2.0	55	0.1	41645
Decembar - December	I	13563	87.5	1613	10.4	294	1.9	37	0.2	15507
	II	14262	89.3	1377	8.6	328	2.1	5	0.0	15973
	ukupno - total	27833	88.4	2982	9.5	623	2.0	42	0.1	31480
Ukupno (godišnje) - Total (annual)	I	243016	87.5	28892	10.4	5272	1.9	669	0.2	277849
	II	243647	89.3	23529	8.6	5603	2.1	88	0.0	272867
	ukupno - total	486916	88.4	52175	9.5	10897	2.0	728	0.1	550716
Prosjeak (PGDS) - Average (AADT)	I	666	85.9	79	11.1	14	2.7	2	0.3	760
	II	668	86.6	64	10.4	15	3.0	0	0.0	747
	ukupno - total	1334	88.6	143	9.5	30	2.0	2	0.1	1506

**BRONANJE VOZILA NA MREŽI PUTEVA U REPUBLICI SRPSKOJ – 2015. GODINA**  
**VEHICLE COUNTING ON THE ROAD NETWORK OF THE REPUBLIC OF SRPSKA – YEAR 2015**

**SAOBRAĆAJNI POKAZATELJI**

000041  
 Dobro Polje / 3+077,00  
 M 18 / Dobro Polje - Miljevina

Automatski brojač broj  
 Lokalizir / Stacionaža [km+m]  
 Broj puta / Dionica

Mjesec	Smjer	minimalni čas		maksimalni čas		voz/h		datum/dan		minimalni dan		maksimalni dan		dnevni prosjek (05-21 h)	noćni prosjek (21-05 h)	prosjek radnim danom	prosjek vikendom	ljetni prosjek
		datum/dan	čas	voz/h	čas	voz/h	datum/dan	voz/dan	datum/dan	voz/dan								
Januar	I	2/petak	1	0	21/srijeda	11	67	210	7/srijeda	564	374	22	226	170				
	II	1/četvrtak	0	0	25/nedjelja	16	61	210	7/srijeda	523	362	26	212	176				
	I+II	2/petak	1	0	21/srijeda	14	104	420	7/srijeda	1064	736	48	438	346				
Februar	I	1/nedjelja	4	0	26/četvrtak	10	89	285	1/nedjelja	604	436	25	330	131				
	II	3/utorak	0	0	22/nedjelja	16	90	353	3/utorak	583	417	33	311	139				
	I+II	8/nedjelja	2	0	27/petak	15	124	723	1/nedjelja	1111	853	58	641	270				
Mart	I	2/ponedjeljak	2	0	28/subota	10	98	389	25/srijeda	805	509	29	370	168				
	II	1/nedjelja	5	0	15/nedjelja	17	128	362	25/srijeda	857	486	35	342	179				
	I+II	11/srijeda	2	0	15/nedjelja	17	169	751	25/srijeda	1514	995	63	712	347				
April	I	1/srijeda	1	0	30/četvrtak	18	236	538	13/ponedjeljak	1492	721	45	483	283				
	II	2/četvrtak	3	0	12/nedjelja	18	221	564	14/utorak	1339	667	55	434	288				
	I+II	15/srijeda	2	0	30/četvrtak	18	290	1165	14/utorak	2332	1388	100	917	571				
Maj	I	2/subota	3	0	1/petak	9	263	603	18/ponedjeljak	1510	804	57	505	356				
	II	12/utorak	4	0	3/nedjelja	17	314	631	14/četvrtak	1944	780	81	464	396				
	I+II	14/četvrtak	3	0	3/nedjelja	17	348	1252	18/ponedjeljak	2616	1584	138	969	753				
Juni	I	2/utorak	2	0	13/subota	9	144	620	2/utorak	1256	828	67	615	281				
	II	1/ponedjeljak	3	0	21/nedjelja	18	218	596	2/utorak	1566	759	87	544	302				
	I+II	1/ponedjeljak	3	2	21/nedjelja	18	250	1216	2/utorak	2596	1587	154	1199	583				
Juli	I	5/nedjelja	2	1	19/nedjelja	9	231	849	7/utorak	1837	1038	125	797	366				
	II	2/četvrtak	2	1	19/nedjelja	19	385	791	2/četvrtak	2189	925	140	702	363				
	I+II	2/četvrtak	2	5	19/nedjelja	19	448	1662	2/četvrtak	4026	1963	265	1499	729				
Avgust	I	26/srijeda	2	0	8/subota	9	160	725	24/ponedjeljak	1874	1007	113	690	430				
	II	6/četvrtak	1	1	16/nedjelja	19	274	781	31/ponedjeljak	1957	1012	158	690	480				
	I+II	21/petak	2	4	16/nedjelja	19	322	1539	31/ponedjeljak	3495	2020	271	1380	910				
Septembar	I	3/četvrtak	3	0	26/subota	9	147	695	14/ponedjeljak	1300	887	55	646	296				
	II	10/četvrtak	4	0	27/nedjelja	19	261	701	15/utorak	1742	877	76	624	329				
	I+II	13/nedjelja	3	1	27/nedjelja	18	320	1474	8/utorak	2992	1765	131	1270	626				
Oktobar	I	2/petak	1	0	2/petak	18	109	571	22/četvrtak	983	726	48	513	261				
	II	4/nedjelja	1	0	4/nedjelja	18	224	582	22/četvrtak	1320	711	56	496	272				
	I+II	9/petak	2	1	4/nedjelja	18	273	1153	22/četvrtak	2204	1437	105	1009	533				
Novembar	I	10/utorak	2	0	7/subota	9	107	527	22/nedjelja	978	657	41	477	221				
	II	10/utorak	2	0	1/nedjelja	16	158	1083	21/subota	1822	1299	89	930	458				
	I+II	10/utorak	2	0	1/nedjelja	16	221	205	21/subota	1827	1299	89	930	458				
Decembar	I	1/utorak	3	0	8/utorak	10	77	205	20/nedjelja	702	473	28	372	128				
	II	1/utorak	3	0	6/nedjelja	16	121	253	20/nedjelja	717	482	33	383	132				
	I+II	1/utorak	3	0	6/nedjelja	16	188	458	20/nedjelja	1320	955	61	756	260				
Godina	I	2.1./petak	1	0	1.5./petak	9	263	205	20.12./nedjelja	1874	706	55	728	835				
	II	1.1./četvrtak	0	0	19.7./nedjelja	19	385	210	7.1./srijeda	2189	678	69	684	890				
	I+II	2.1./petak	1	0	19.7./nedjelja	19	448	420	7.1./srijeda	4026	1385	124	1412	1724				

**BROJANJE VOZILA NA MREŽI PUTEVA U REPUBLICI SRPSKOJ – 2015. GODINA**  
**VEHICLE COUNTING ON THE ROAD NETWORK OF THE REPUBLIC OF SRPSKA – YEAR 2015**

**TRAFFIC PARAMETERS**

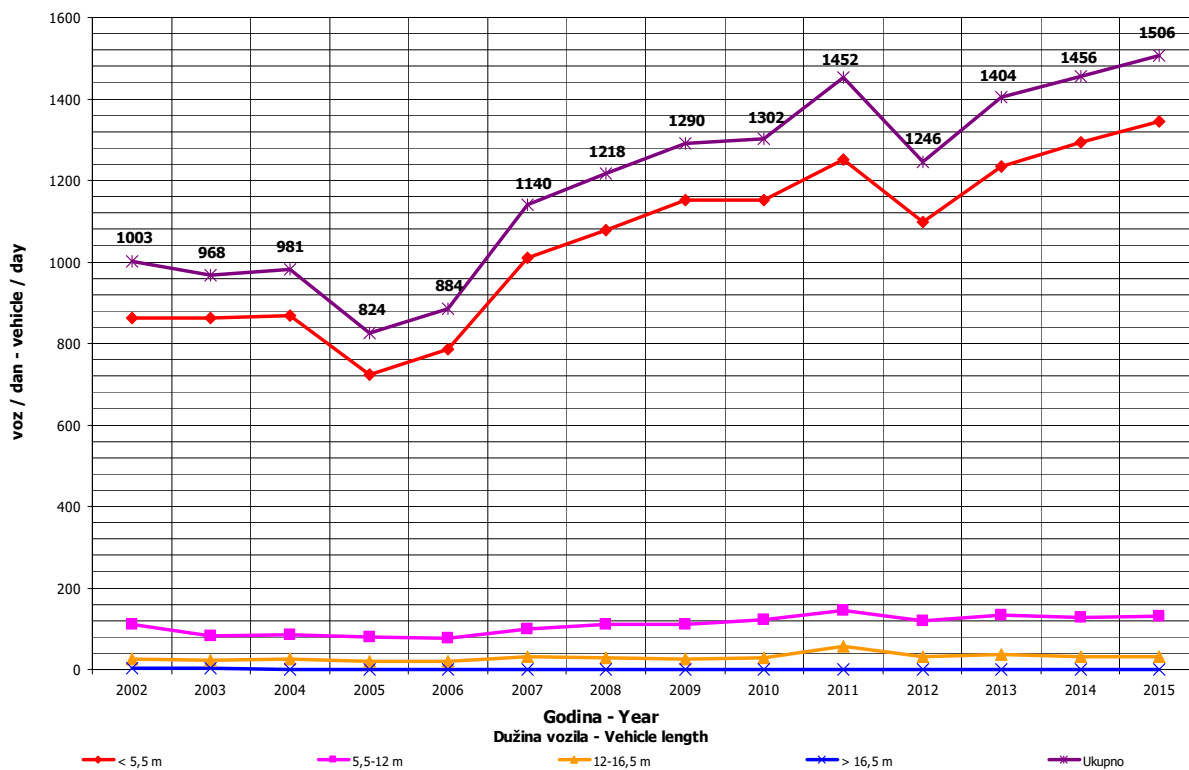
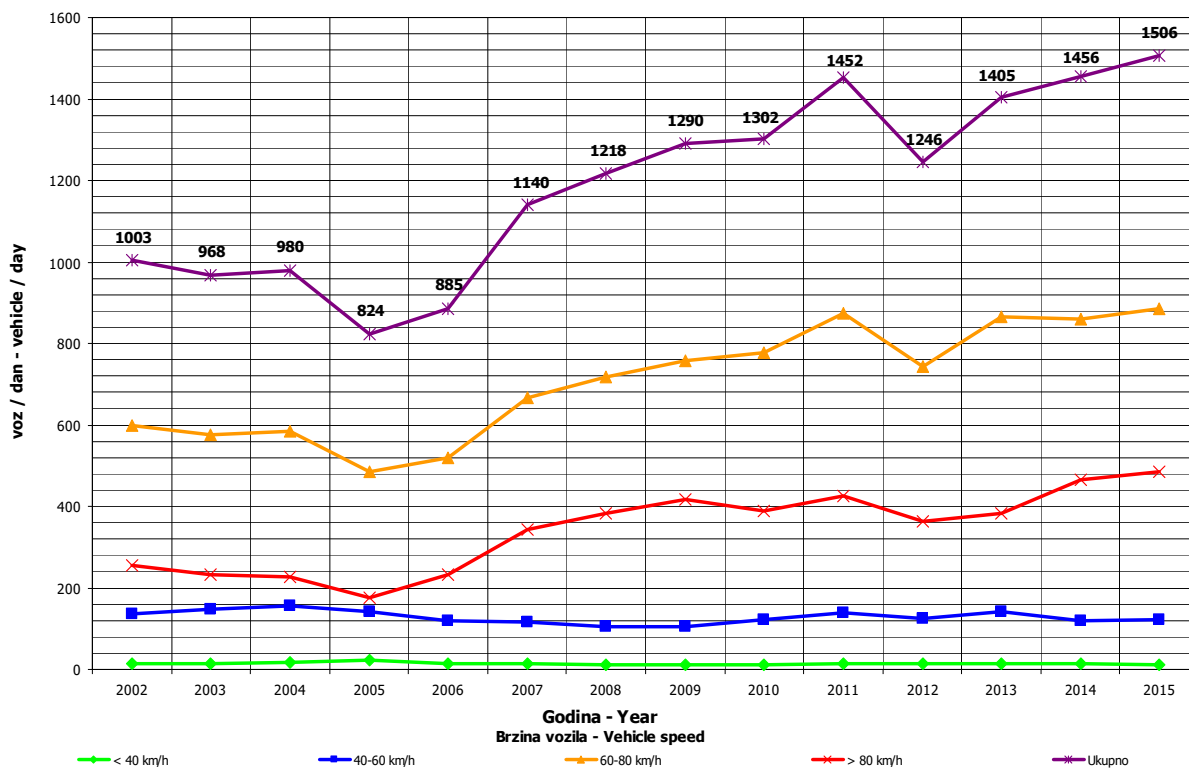
Automatic counter number  
 Location / Mileage [km+m]  
 Road number / Section

000041  
 Dobro Polje / 3+077,00  
 M 18 / Dobro Polje - Miljevina

Month	Direction	minimum hour		maximum hour		veh/h	minimum day		maximum day		day time average (5-21 h)	night average (21-05 h)	working day average	weekend average	summer average
		date/day	hour	date/day	hour		date/day	veh/day	date/day	veh/day					
January	I	2/Friday	1	21/Wednesday	11	67	21/Wednesday	210	21/Wednesday	564	374	22	226	170	
	II	1/Thursday	0	25/Wednesday	16	61	7/Wednesday	210	20/Tuesday	523	362	26	212	176	
	I+II	2/Friday	1	21/Wednesday	14	104	7/Wednesday	420	21/Wednesday	1064	736	48	438	346	
February	I	1/Sunday	4	26/Thursday	10	89	1/Sunday	285	21/Saturday	604	436	25	330	131	
	II	3/Tuesday	0	22/Sunday	16	90	3/Tuesday	353	22/Sunday	583	417	33	311	139	
	I+II	8/Sunday	2	27/Friday	15	124	1/Sunday	723	21/Saturday	1111	853	58	641	270	
March	I	2/Monday	2	28/Saturday	10	98	25/Wednesday	389	28/Saturday	805	509	29	370	168	
	II	1/Sunday	5	15/Sunday	17	128	25/Wednesday	362	29/Sunday	857	486	35	342	179	
	I+II	11/Wednesday	2	15/Sunday	17	169	25/Wednesday	751	29/Sunday	1514	995	63	712	347	
April	I	1/Wednesday	1	30/Thursday	18	236	13/Monday	538	30/Thursday	1492	721	45	483	283	
	II	2/Thursday	3	12/Sunday	18	221	14/Tuesday	564	12/Sunday	1339	667	55	434	288	
	I+II	15/Wednesday	2	30/Thursday	18	290	14/Tuesday	1165	30/Thursday	2332	1388	100	917	571	
May	I	2/Saturday	3	1/Friday	9	263	18/Monday	603	1/Friday	1510	804	57	505	356	
	II	12/Tuesday	4	3/Sunday	17	314	14/Thursday	631	3/Sunday	1944	780	81	464	396	
	I+II	14/Thursday	3	3/Sunday	17	348	18/Monday	1252	3/Sunday	2616	1584	138	969	753	
June	I	2/Tuesday	2	13/Saturday	9	144	2/Tuesday	620	13/Saturday	1256	828	67	615	281	895
	II	1/Monday	3	21/Sunday	18	218	2/Tuesday	596	21/Sunday	1566	759	87	544	302	846
	I+II	1/Monday	3	21/Sunday	18	250	2/Tuesday	1216	21/Sunday	2596	1587	154	1199	583	1741
July	I	5/Sunday	2	19/Sunday	9	231	7/Tuesday	849	19/Sunday	1837	1038	125	797	366	1163
	II	2/Thursday	2	19/Sunday	19	385	2/Thursday	791	19/Sunday	2189	925	140	702	363	1065
	I+II	2/Thursday	2	19/Sunday	19	448	2/Thursday	1662	19/Sunday	4026	1963	265	1499	729	2228
August	I	26/Wednesday	2	8/Saturday	9	160	24/Monday	725	1/Saturday	1874	1007	113	690	430	1120
	II	6/Thursday	1	16/Sunday	19	274	31/Monday	781	9/Sunday	1957	1012	158	690	480	1170
	I+II	13/Sunday	2	16/Sunday	19	322	31/Monday	1539	2/Sunday	3495	2020	271	1380	910	2290
September	I	3/Thursday	3	26/Saturday	9	147	14/Monday	695	26/Saturday	1300	887	55	646	296	942
	II	10/Thursday	4	27/Sunday	19	261	15/Tuesday	701	27/Sunday	1742	877	76	624	329	953
	I+II	13/Sunday	3	27/Sunday	18	320	8/Tuesday	1474	27/Sunday	2992	1765	131	1270	626	1896
October	I	2/Friday	1	2/Friday	18	109	22/Thursday	571	2/Friday	983	726	48	513	261	
	II	4/Sunday	1	4/Sunday	18	224	22/Thursday	582	4/Sunday	1320	711	56	496	272	
	I+II	9/Friday	2	4/Sunday	18	273	22/Thursday	1153	4/Sunday	2204	1437	105	1009	533	
November	I	2/Monday	3	7/Saturday	9	107	22/Thursday	517	7/Saturday	978	657	41	477	221	
	II	10/Tuesday	2	1/Sunday	16	158	21/Saturday	527	8/Sunday	1022	642	49	454	237	
	I+II	10/Tuesday	2	1/Sunday	16	221	21/Saturday	1083	8/Sunday	1827	1299	89	930	458	
December	I	1/Thursday	3	8/Tuesday	10	77	20/Sunday	205	4/Friday	702	473	28	372	128	
	II	1/Thursday	1	6/Sunday	16	121	20/Sunday	253	6/Sunday	717	482	33	383	132	
	I+II	1/Thursday	3	6/Sunday	16	188	20/Sunday	458	4/Friday	1320	955	61	756	260	
Year	I	2.1./Friday	1	1.5./Friday	9	263	20.12./Sunday	205	1.8./Saturday	1874	706	55	576	835	1032
	II	1.1./Thursday	0	19.7./Sunday	19	385	7.1./Wednesday	210	19.7./Sunday	2189	678	69	684	890	1010
	I+II	2.1./Friday	1	19.7./Sunday	19	448	7.1./Wednesday	420	19.7./Sunday	4026	1385	124	1412	1724	2042

## GODIŠNJA NERAVNOMJERNOST SAOBRAĆAJNOG TOKA TRAFFIC FLOW ANNUAL VARIATION

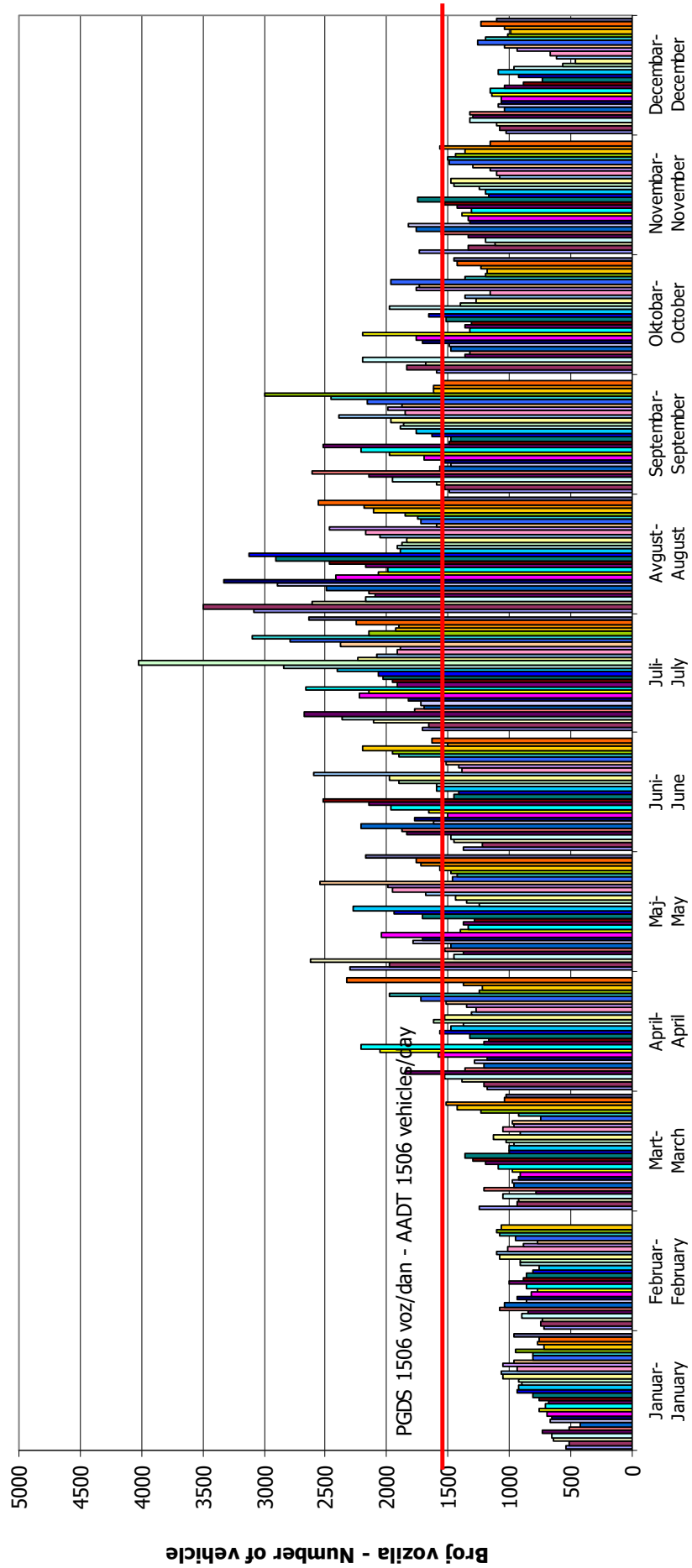
Automatski brojač broj - Automatic counter number 000041  
 Lokalizet - Location / Stacionaža - Mileage [km+m] Dobro Polje / 3+077,00  
 Broj puta - Road number / Dionica - Section M 18 / Dobro Polje - Miljevina



**DNEVNA NERAVNOMJERNOST SAOBRAĆAJNOG TOKA**  
**TRAFFIC FLOW DAILY VARIATION**

Automatski brojač broj - Automatic counter number  
 Lokalitet - Location / Stacionaža - Mileage [km+tm]  
 Broj puta - Road number/ Dionica - Section

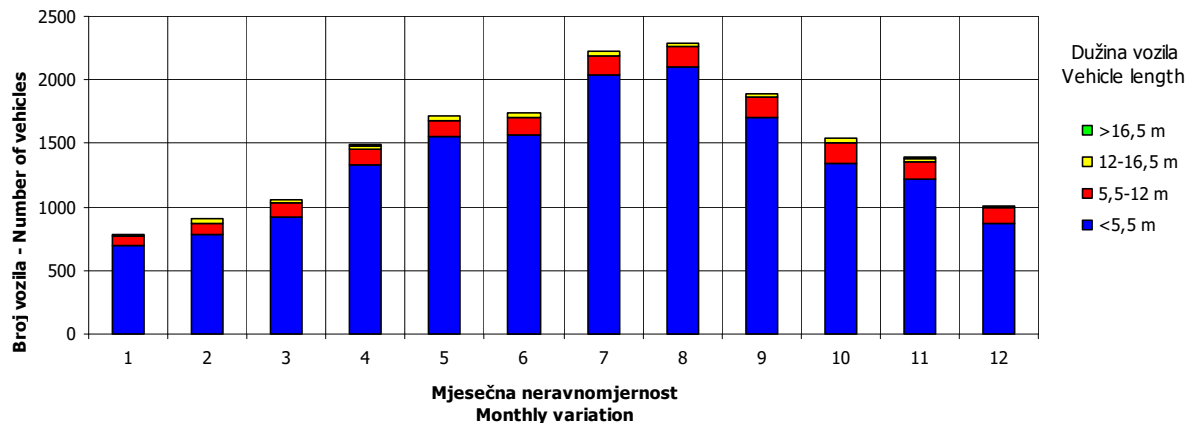
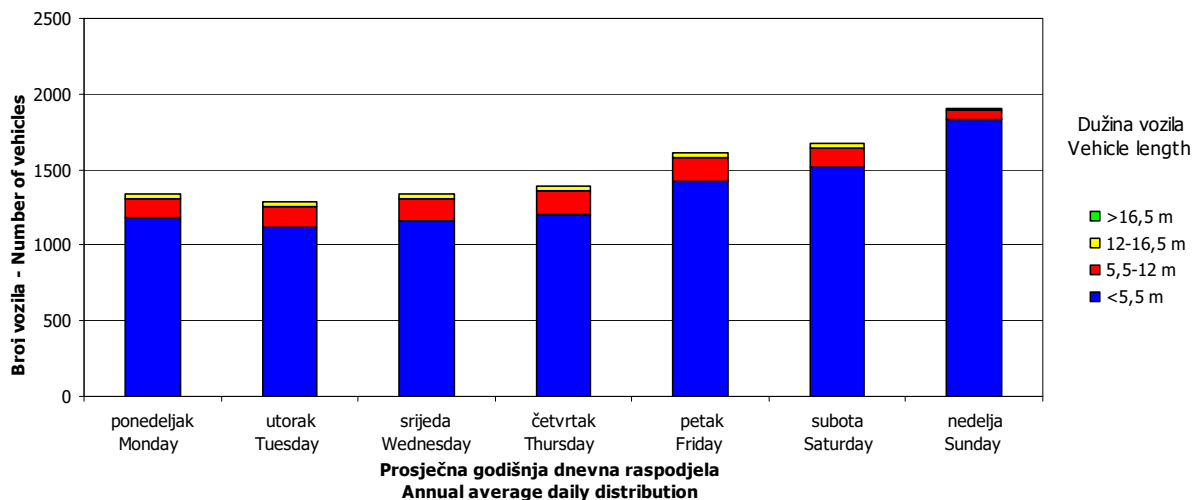
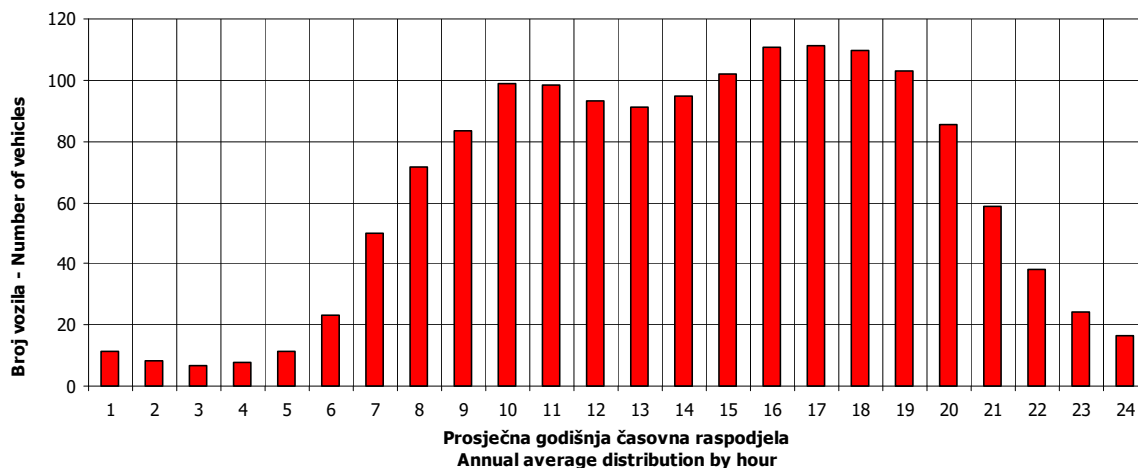
000041  
 Dobro Polje / 3+077,00  
 M 18 / Dobro Polje - Mijevina



## VREMENSKA RASPODJELA SAOBRAĆAJNOG TOKA TRAFFIC FLOW TIME DISTRIBUTION

Automatski brojač broj - Automatic counter number 000041  
 Lokalizet - Location / Stacionaža - Mileage [km+m] Dobro Polje / 3+077,00  
 Broj puta - Road number / Dionica - Section M 18 / Dobro Polje - Miljevina

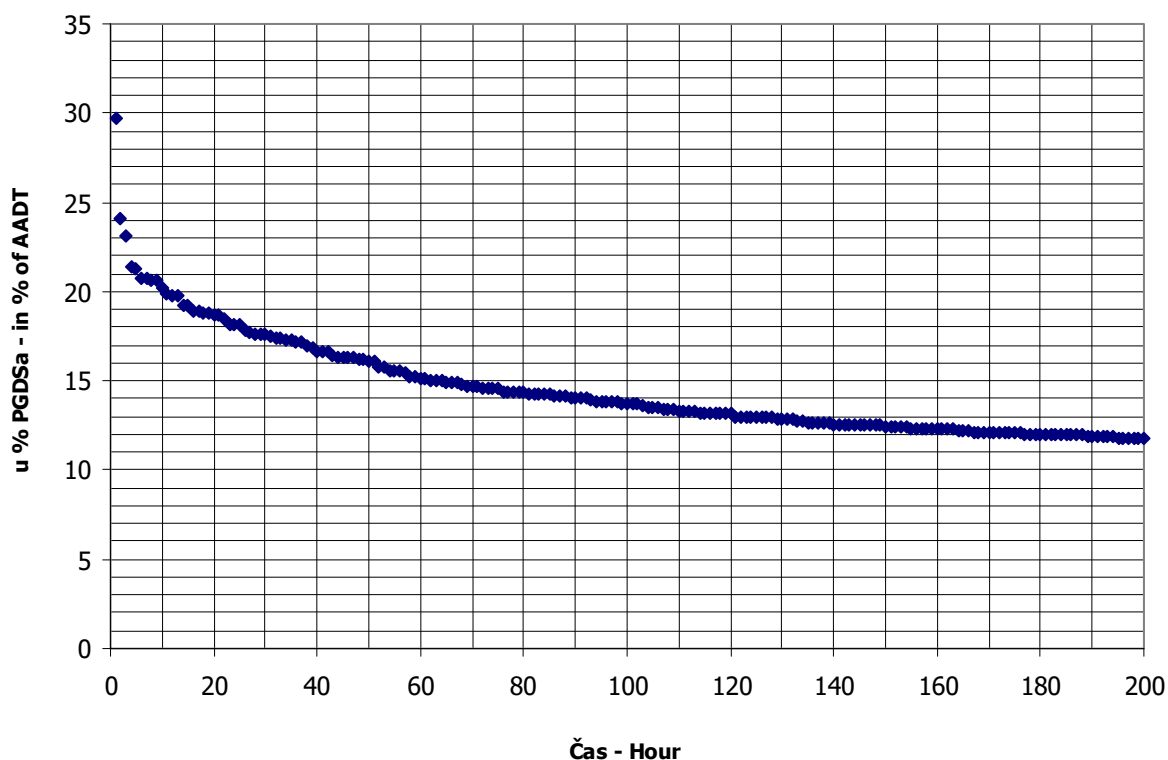
**PGDS 1506 voz/dan      AADT 1506 veh/day**



## SATNA DISTRIBUCIJA SAOBRAĆAJNOG TOKA TRAFFIC FLOW HOURLY DISTRIBUTION

Automatski brojač broj - Automatic counter number 000041  
 Lokalizet - Location / Stacionaža - Mileage [km+m] Dobro Polje / 3+077,00  
 Broj puta - Road number / Dionica - Section M 18 / Dobro Polje - Miljevina

<b>PGDS - AADT</b>	<b>1506 voz/dan - veh/day</b>							
Čas - Hour	Maksimalni vršni sat - Maximum peak hour	10	20	30	40	50	100	200
Sat u danu - Hour of day	19	20	9	18	18	18	17	18
Sat u godini - Hour in year	4795	4796	2889	5802	4626	5634	4577	5586
Dan - Day of week	nedelja - Sunday	nedelja - Sunday	petak - Friday	nedelja - Sunday	nedelja - Sunday	nedelja - Sunday	petak - Friday	petak - Friday
Datum - Date	19	19	1	30	12	23	10	21
Mjesec - Month	juli - July	juli - July	maj - May	avgust - August	juli - July	avgust - August	juli - July	avgust - August
Vrijednost - Value	448	300	281	263	251	242	206	178
% - percent	29.75	19.92	18.66	17.46	16.67	16.07	13.68	11.82



**BROJANJE VOZILA NA MREŽI PUTEVA U REPUBLICI SRPSKOJ – 2015. GODINA**  
**VEHICLE COUNTING ON THE ROAD NETWORK OF THE REPUBLIC OF SRPSKA – YEAR 2015**

**MJESEČNI BROJ VOZILA**  
**MONTHLY NUMBER OF VEHICLES**

Automatski brojač broj - Automatic counter number  
 Lokalizet - Location / Stacionaža - Mileage [km+m]  
 Broj puta - Road number / Dionica - Section

000042  
 Kopilovo / 1+036,00  
 M 18 / Brod na Drini 3 - granica / border RS  
 (Šćepan Polje)

	Mjesec - Month											
	Januar- January	Februar- February	Mart- March	April- April	Maj- May	Jun- June	Jul- July	August- August	Septembar- September	Oktober- October	Novembar- November	Decembar- December
1	412	340	558	516	1124	724	950	1979	878	652	745	419
2	380	385	551	564	1041	605	862	1916	880	772	528	439
3	537	416	519	647	1232	733	1088	1609	837	699	486	480
4	385	408	524	632	805	699	1425	1370	905	795	474	562
5	238	461	453	795	803	953	1541	1362	1102	636	513	559
6	425	455	441	611	608	1082	955	1298	1153	644	526	518
7	455	535	439	658	753	1164	1001	1574	839	642	584	417
8	438	446	512	738	931	769	1044	1908	758	721	524	444
9	413	554	455	598	838	814	1038	1999	797	770	525	421
10	478	412	498	744	917	878	1298	1519	851	737	467	403
11	384	376	472	825	811	844	1527	1412	983	822	480	489
12	357	486	392	721	894	1124	1489	1337	1062	575	579	452
13	370	451	486	717	683	1278	1142	1355	1057	455	655	494
14	398	457	531	633	765	1367	1174	1738	680	557	665	346
15	408	445	527	624	828	952	1255	1958	731	683	581	297
16	459	378	453	934	927	834	1159	2069	834	699	515	298
17	531	407	467	751	896	781	1450	1328	831	603	463	541
18	462	446	443	709	630	910	1719	1295	968	603	455	323
19	481	459	450	630	714	1145	1904	1309	979	399	475	239
20	444	505	509	797	848	1437	1422	1393	945	468	672	222
21	413	561	326	807	873	1527	1257	1570	791	550	554	262
22	470	549	398	653	961	848	1183	1619	814	569	663	298
23	459	361	481	718	1045	804	1076	1701	834	612	471	284
24	572	372	434	772	1117	765	1600	1072	811	622	523	380
25	555	445	364	817	688	878	1722	1057	834	685	754	453
26	402	511	466	794	700	1009	1774	1006	952	556	562	439
27	390	516	614	650	762	1250	1306	1071	896	557	521	440
28	394	496	631	677	671	1269	1251	1273	663	640	536	398
29	408		717	767	900	902	1272	1287	623	601	691	443
30	288		528	1163	1013	855	1451	1364	633	671	524	588
31	462		495		1031		1584	905		766		550
Ukupno- Total	13268	12633	15134	21662	26809	29200	40919	45653	25921	19761	16711	12898
Prosje- Average	428	451	488	722	865	973	1320	1473	864	637	557	416
	Godišnji prosjek (PGDS) - Annual average (AADT)											769



**BROJANJE VOZILA NA MREŽI PUTEVA U REPUBLICI SRPSKOJ – 2015. GODINA**  
**VEHICLE COUNTING ON THE ROAD NETWORK OF THE REPUBLIC OF SRPSKA – YEAR 2015**

**STRUKTURA SAOBRAĆAJNOG TOKA**  
**TRAFFIC FLOW COMPOSITION**

Automatski brojač broj - Automatic counter number 000042  
 Lokalitet - Location / Stacionaža - Mileage [km+m] Kopilovo / 1+036,00  
 Broj puta - Road number / Dionica - Section M 18 / Brod na Drini 3 - granica / border RS  
 (Šćepan Polje)

Mjesec- Month	Smjer- Direction	Dužina vozila - Vehicle length								Ukupno- Total
		< 5,5 m	(%)	5,5 - 12 m	(%)	12 - 16,5 m	(%)	< 16,5 m	(%)	
Januar - January	I	6073	87.5	722	10.4	132	1.9	17	0.2	6943
	II	5648	89.3	545	8.6	130	2.1	2	0.0	6325
	ukupno - total	11731	88.4	1257	9.5	263	2.0	18	0.1	13268
Februar - February	I	5614	87.5	667	10.4	122	1.9	15	0.2	6419
	II	5549	89.3	536	8.6	128	2.1	2	0.0	6214
	ukupno - total	11169	88.4	1197	9.5	250	2.0	17	0.1	12633
Mart - March	I	6749	87.5	802	10.4	146	1.9	19	0.2	7716
	II	6624	89.3	640	8.6	152	2.1	2	0.0	7418
	ukupno - total	13381	88.4	1434	9.5	299	2.0	20	0.1	15134
April - April	I	9602	87.5	1142	10.4	208	1.9	26	0.2	10978
	II	9540	89.3	921	8.6	219	2.1	3	0.0	10684
	ukupno - total	19152	88.4	2052	9.5	429	2.0	29	0.1	21662
Maj - May	I	11909	87.5	1416	10.4	258	1.9	33	0.2	13615
	II	11781	89.3	1138	8.6	271	2.1	4	0.0	13194
	ukupno - total	23703	88.4	2540	9.5	530	2.0	35	0.1	26809
Juni - June	I	13148	87.5	1563	10.4	285	1.9	36	0.2	15032
	II	12650	89.3	1222	8.6	291	2.1	5	0.0	14168
	ukupno - total	25817	88.4	2766	9.5	578	2.0	39	0.1	29200
Juli - July	I	18650	87.5	2217	10.4	405	1.9	51	0.2	21323
	II	17497	89.3	1690	8.6	402	2.1	6	0.0	19596
	ukupno - total	36179	88.4	3877	9.5	810	2.0	54	0.1	40919
Avgust - August	I	18980	87.5	2257	10.4	412	1.9	52	0.2	21701
	II	21387	89.3	2065	8.6	492	2.1	8	0.0	23952
	ukupno - total	40364	88.4	4325	9.5	903	2.0	60	0.1	45653
Septembar - September	I	10958	87.5	1303	10.4	238	1.9	30	0.2	12529
	II	11958	89.3	1155	8.6	275	2.1	4	0.0	13392
	ukupno - total	22918	88.4	2456	9.5	513	2.0	34	0.1	25921
Oktobar - October	I	8564	87.5	1018	10.4	186	1.9	24	0.2	9792
	II	8901	89.3	860	8.6	205	2.1	3	0.0	9969
	ukupno - total	17472	88.4	1872	9.5	391	2.0	26	0.1	19761
Novembar - November	I	7376	87.5	877	10.4	160	1.9	20	0.2	8433
	II	7392	89.3	714	8.6	170	2.1	3	0.0	8278
	ukupno - total	14775	88.4	1583	9.5	331	2.0	22	0.1	16711
Decembar - December	I	5758	87.5	685	10.4	125	1.9	16	0.2	6584
	II	5638	89.3	544	8.6	130	2.1	2	0.0	6314
	ukupno - total	11404	88.4	1222	9.5	255	2.0	17	0.1	12898
Ukupno (godišnje) - Total (annual)	I	123381	87.5	14669	10.4	2677	1.9	340	0.2	141066
	II	124564	89.3	12029	8.6	2864	2.1	45	0.0	139503
	ukupno - total	248065	88.4	26581	9.5	5551	2.0	371	0.1	280569
Prosjeak (PGDS) - Average (AADT)	I	338	85.9	40	11.1	7	2.7	1	0.3	387
	II	341	86.6	33	10.4	8	3.0	0	0.0	382
	ukupno - total	680	88.4	73	9.5	15	2.0	1	0.1	769

**BRONANJE VOZILA NA MREŽI PUTEVA U REPUBLICI SRPSKOJ – 2015. GODINA**  
**VEHICLE COUNTING ON THE ROAD NETWORK OF THE REPUBLIC OF SRPSKA – YEAR 2015**

**SAOBRAĆAJNI POKAZATELJI**

Automatski brojač broj  
 Lokalizet / Stacionaža [km+m]  
 Broj puta / Dionica

000042  
 Kopolovo / 1+036,00  
 M 18 / Brod na Drini 3 - granica / border RS (Ščepan Polje)

Mjesec	Smjer	minimalni čas		maksimalni čas		minimalni dan		maksimalni dan		dnevni prosjek (05-21 h)	noćni prosjek (21-05 h)	prosjek radnim danom	prosjek vikendom	ljetni prosjek
		datum/dan	čas	voz/h	voz/dan	datum/dan	voz/dan	voz/dan	voz/dan					
Januar	I	1/četvrtak	1	0	24/subota	12	49	5/ponedjeljak	309	205	19	110	114	
	II	1/četvrtak	2	0	17/subota	11	38	5/ponedjeljak	311	184	20	97	107	
	I+II	2/petak	2	0	3/subota	14	62	5/ponedjeljak	572	389	39	207	221	
Februar	I	1/nedjelja	23	0	7/subota	9	50	1/nedjelja	291	208	22	161	69	
	II	1/nedjelja	0	0	9/ponedjeljak	15	43	24/utorak	284	194	28	154	68	
	I+II	6/petak	3	0	7/subota	9	68	1/nedjelja	340	402	50	314	137	
Mart	I	2/ponedjeljak	2	0	28/subota	16	34	21/subota	350	227	22	174	75	
	II	1/nedjelja	1	0	29/nedjelja	17	46	21/subota	367	215	24	165	74	
	I+II	2/ponedjeljak	2	0	29/nedjelja	13	64	21/subota	326	442	46	339	150	
April	I	1/srijeda	1	0	8/srijeda	12	62	1/srijeda	262	333	33	243	123	
	II	1/srijeda	2	0	16/četvrtak	19	73	1/srijeda	254	318	38	233	123	
	I+II	2/četvrtak	2	0	30/četvrtak	15	99	1/srijeda	1163	651	71	476	246	
Maj	I	2/subota	3	0	1/petak	11	58	6/srijeda	641	392	47	263	176	
	II	4/ponedjeljak	1	0	3/nedjelja	17	90	18/ponedjeljak	770	373	53	241	185	
	I+II	11/ponedjeljak	2	0	3/nedjelja	15	115	6/srijeda	1232	765	100	504	361	
Juni	I	1/ponedjeljak	1	0	20/subota	10	75	2/utorak	804	437	64	335	166	501
	II	1/ponedjeljak	2	0	21/nedjelja	17	111	2/utorak	881	401	72	292	180	472
	I+II	23/utorak	3	0	21/nedjelja	11	151	2/utorak	1527	838	136	628	346	973
Juli	I	7/utorak	1	1	25/subota	8	108	2/četvrtak	1011	581	107	475	213	688
	II	3/petak	3	0	5/nedjelja	18	113	2/četvrtak	1002	531	101	423	209	632
	I+II	3/petak	3	4	19/nedjelja	17	147	2/četvrtak	1904	1112	208	897	423	1320
Avgust	I	21/petak	3	1	1/subota	9	94	26/srijeda	1179	594	105	434	266	700
	II	4/utorak	4	0	16/nedjelja	18	126	31/ponedjeljak	1277	667	106	464	308	773
	I+II	25/utorak	3	2	16/nedjelja	18	170	31/ponedjeljak	2069	1262	211	898	574	1473
Septembar	I	8/utorak	1	0	12/subota	10	56	29/utorak	513	379	39	292	126	417
	II	2/srijeda	3	0	6/nedjelja	17	79	29/utorak	652	403	44	301	146	447
	I+II	9/srijeda	3	0	6/nedjelja	17	110	29/utorak	1153	781	83	593	272	864
Oktobar	I	1/četvrtak	1	0	31/subota	16	78	19/ponedjeljak	393	286	30	215	101	
	II	3/subota	0	0	31/subota	17	98	19/ponedjeljak	429	290	32	218	103	
	I+II	3/subota	4	0	31/subota	17	119	19/ponedjeljak	822	575	62	433	204	
Novembar	I	2/ponedjeljak	1	0	25/srijeda	16	63	23/ponedjeljak	398	254	27	187	94	
	II	2/ponedjeljak	1	0	25/srijeda	11	46	18/srijeda	362	250	26	185	91	
	I+II	2/ponedjeljak	1	0	25/srijeda	16	81	18/srijeda	754	504	53	372	185	
Decembar	I	1/utorak	3	0	30/srijeda	17	40	20/nedjelja	366	192	21	158	54	
	II	1/utorak	3	0	1/utorak	12	35	19/subota	288	184	19	149	54	
	I+II	1/utorak	3	0	4/petak	16	58	20/nedjelja	588	376	40	308	108	
Godina	I	1.1./četvrtak	1	0	25.7./subota	8	108	20.12./nedjelja	1179	342	45	369	426	578
	II	1.1./četvrtak	2	0	16.8./nedjelja	18	126	5.1./ponedjeljak	1277	335	47	354	446	583
	I+II	2.1./petak	2	0	16.8./nedjelja	18	170	20.12./nedjelja	2069	677	92	722	872	1161

**BROJANJE VOZILA NA MREŽI PUTEVA U REPUBLICI SRPSKOJ – 2015. GODINA**  
**VEHICLE COUNTING ON THE ROAD NETWORK OF THE REPUBLIC OF SRPSKA – YEAR 2015**

**TRAFFIC PARAMETERS**

Automatic counter number 000042  
 Location / Mileage [km+m] Kopolovo / 1+036,00  
 Road number / Section M 18/ Brod na Drini 3 - granica / border RS (Šćepan Polje)

Month	Direction	minimum hour		maximum hour		veh/h	minimum day		maximum day		day time average (5-21 h)	night average (21-05 h)	working day average	weekend average	summer average
		date/day	hour	date/day	hour		date/day	veh/day	date/day	veh/day					
January	I	1/Thursday	1	24/Saturday	12	49	5/Monday	128	24/Saturday	309	205	19	110	114	
	II	1/Thursday	2	17/Saturday	11	38	5/Monday	110	17/Saturday	311	184	20	97	107	
	I+II	2/Friday	2	3/Saturday	14	62	5/Monday	238	24/Saturday	572	389	39	207	221	
February	I	1/Sunday	23	7/Saturday	9	50	1/Sunday	168	9/Monday	291	208	22	161	69	
	II	1/Sunday	0	9/Monday	15	43	24/Tuesday	171	22/Sunday	284	194	28	154	68	
	I+II	6/Friday	3	7/Saturday	9	68	1/Sunday	340	21/Saturday	561	402	50	314	137	
March	I	2/Monday	2	28/Saturday	16	34	21/Saturday	156	29/Sunday	350	227	22	174	75	
	II	1/Sunday	1	29/Sunday	17	46	21/Saturday	170	29/Sunday	367	215	24	165	74	
	I+II	2/Monday	2	0	13	64	21/Saturday	326	29/Sunday	717	442	46	339	150	
April	I	1/Wednesday	1	8/Wednesday	12	62	1/Wednesday	262	30/Thursday	616	333	33	243	123	
	II	1/Wednesday	2	16/Thursday	19	73	1/Wednesday	254	16/Thursday	555	318	38	233	123	
	I+II	2/Thursday	2	30/Thursday	15	99	1/Wednesday	516	30/Thursday	1163	651	71	476	246	
May	I	2/Saturday	3	1/Friday	11	58	6/Wednesday	295	1/Friday	641	392	47	263	176	
	II	4/Monday	1	3/Sunday	17	90	18/Monday	293	3/Sunday	770	373	53	241	185	
	I+II	11/Monday	2	3/Sunday	15	115	6/Wednesday	608	3/Sunday	1232	765	100	504	361	
June	I	1/Monday	1	20/Saturday	10	75	2/Tuesday	308	20/Saturday	804	437	64	335	166	501
	II	1/Monday	2	21/Sunday	17	111	2/Tuesday	297	21/Sunday	881	401	72	292	180	472
	I+II	23/Tuesday	3	0	11	151	2/Tuesday	605	21/Sunday	1527	838	136	628	346	978
July	I	7/Tuesday	1	25/Saturday	8	108	2/Thursday	454	18/Saturday	1011	581	107	475	213	683
	II	3/Friday	3	5/Sunday	18	113	2/Thursday	408	19/Sunday	1002	531	101	423	209	632
	I+II	3/Friday	3	19/Sunday	17	147	2/Thursday	862	19/Sunday	1904	1112	208	897	423	1320
August	I	21/Friday	3	1/Saturday	9	94	26/Wednesday	426	1/Saturday	1179	594	105	434	266	700
	II	4/Tuesday	4	16/Sunday	18	126	31/Monday	475	16/Sunday	1277	667	106	464	308	773
	I+II	25/Tuesday	3	2	18	170	31/Monday	905	16/Sunday	2069	1262	211	898	574	1473
September	I	8/Tuesday	1	12/Saturday	10	56	29/Tuesday	308	5/Saturday	513	379	39	292	126	417
	II	2/Wednesday	3	6/Sunday	17	79	29/Tuesday	315	6/Sunday	652	403	44	301	146	447
	I+II	9/Wednesday	3	0	17	110	29/Tuesday	623	6/Sunday	1153	781	83	593	272	864
October	I	1/Thursday	1	31/Saturday	16	78	19/Monday	201	11/Sunday	393	286	30	215	101	
	II	3/Saturday	0	31/Saturday	17	98	19/Monday	198	11/Sunday	429	290	32	218	103	
	I+II	3/Saturday	4	0	17	119	19/Monday	399	11/Sunday	822	575	62	433	204	
November	I	2/Monday	1	0	16	63	23/Monday	216	25/Wednesday	398	254	27	187	94	
	II	2/Monday	1	0	11	46	18/Wednesday	221	1/Sunday	362	250	26	185	91	
	I+II	2/Monday	1	0	16	81	18/Wednesday	455	25/Wednesday	754	504	53	372	185	
December	I	1/Tuesday	3	0	17	40	20/Sunday	101	30/Wednesday	366	192	21	158	54	
	II	1/Tuesday	3	0	12	35	19/Saturday	120	17/Thursday	288	184	19	149	54	
	I+II	1/Tuesday	3	0	16	58	20/Sunday	222	30/Wednesday	588	376	40	308	108	
Year	I	1.1./Thursday	1	0	8	108	20.12./Sunday	101	1.8./Saturday	1179	342	45	369	426	578
	II	1.1./Thursday	2	0	18	126	5.1./Monday	110	16.8./Sunday	1277	335	47	354	446	583
	I+II	2.1./Friday	2	0	18	170	20.12./Sunday	222	16.8./Sunday	2069	677	92	722	872	1161

## GODIŠNJA NERAVNOMJERNOST SAOBRAĆAJNOG TOKA TRAFFIC FLOW ANNUAL VARIATION

Automatski brojač broj - Automatic counter number

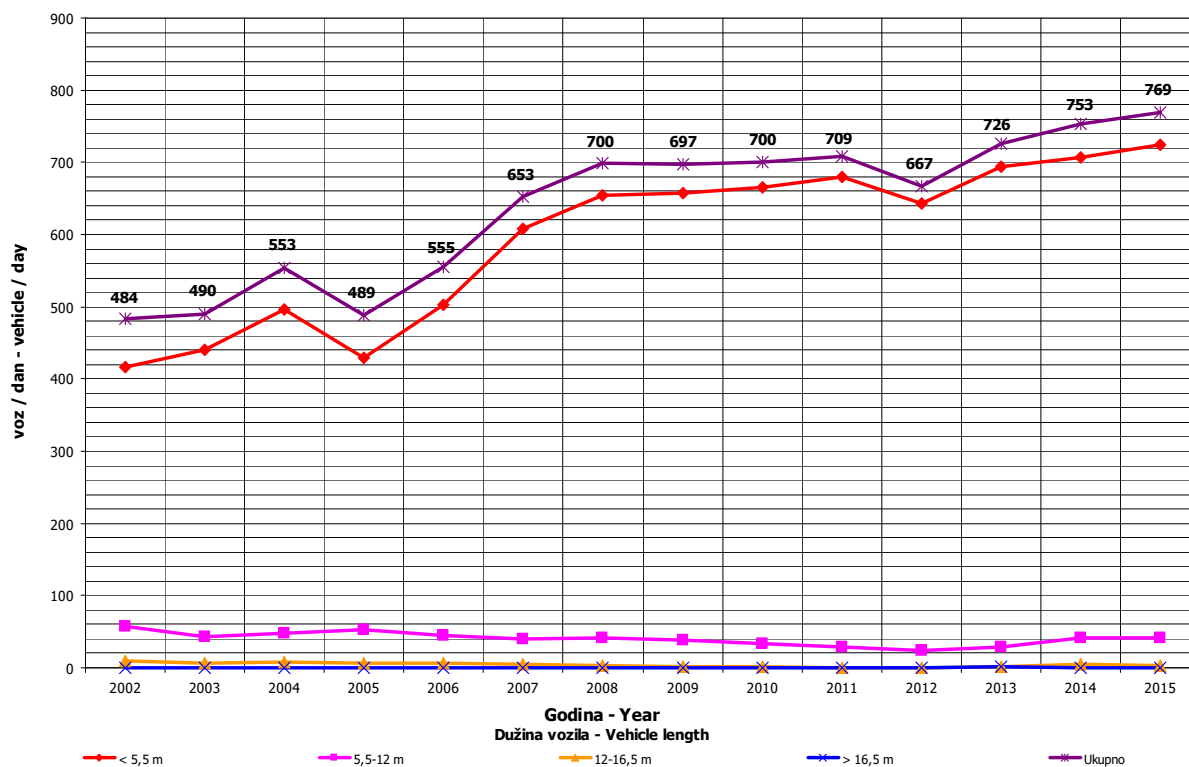
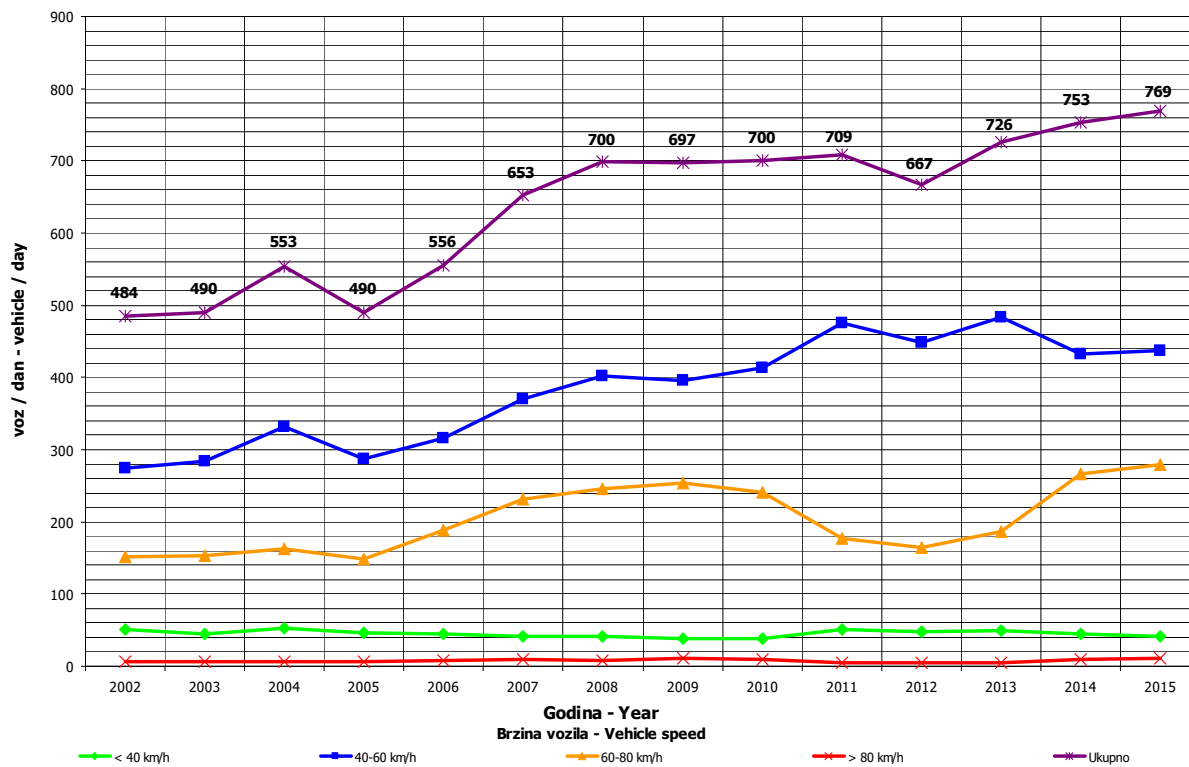
000042

Lokalitet - Location / Stacionaža - Mileage [km+m]

Kopilovo / 1+036,00

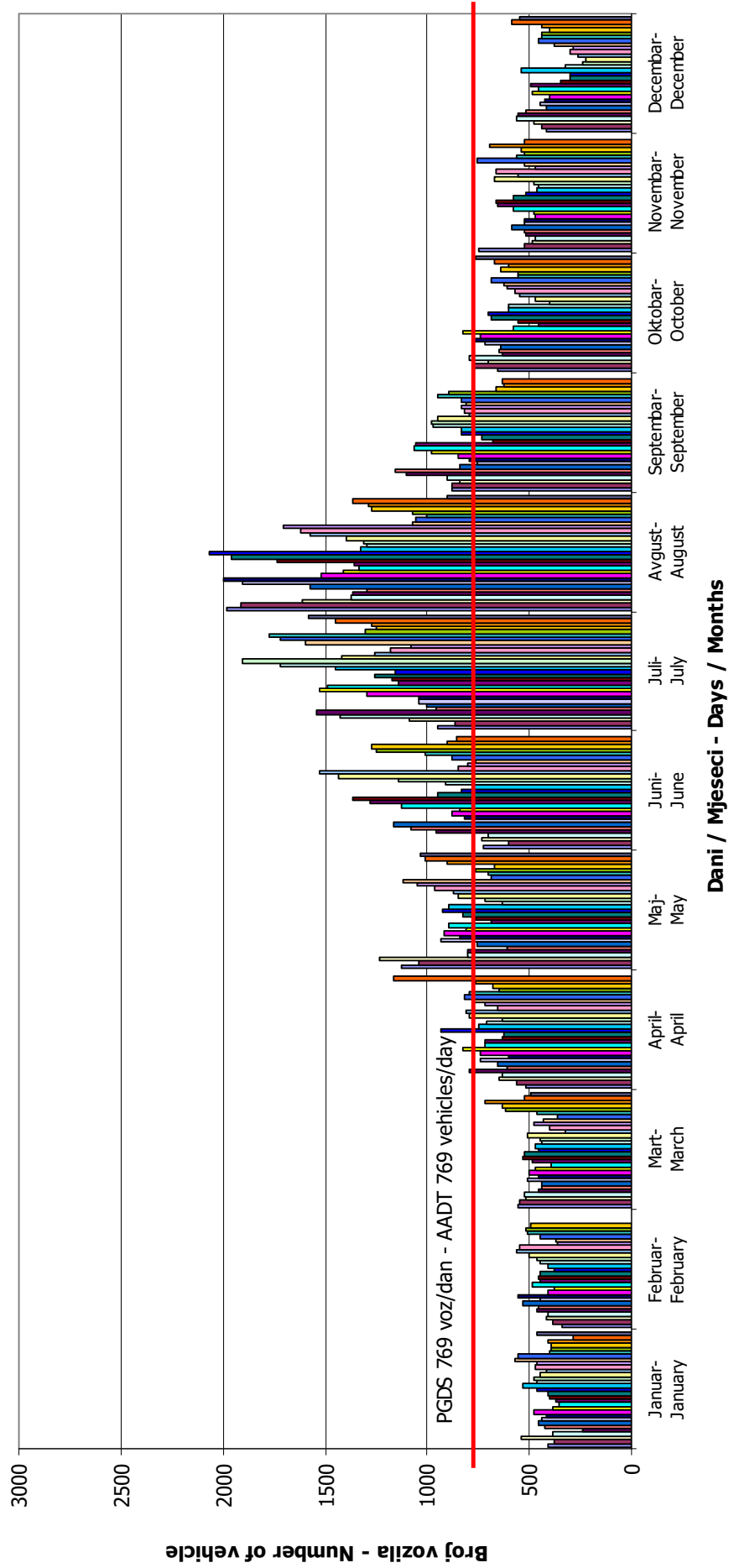
Broj puta - Road number / Dionica - Section

M 18 / Brod na Drini 3 - granica / border RS  
 (Šćepan Polje)



**DNEVNA NERAVNOMJERNOST SAOBRAĆAJNOG TOKA  
 TRAFFIC FLOW DAILY VARIATION**

Automatski brojač broj - Automatic counter number 000042  
 Lokalizet - Location / Stacionaža - Mileage [km+tm] Kopilovo / 1+036,00  
 Broj puta - Road number/ Dionica - Section M 18 / Brod na Drini 3 - granica / border RS (Šćepan Polje)



## VREMENSKA RASPODJELA SAOBRAĆAJNOG TOKA TRAFFIC FLOW TIME DISTRIBUTION

Automatski brojač broj - Automatic counter number 000042

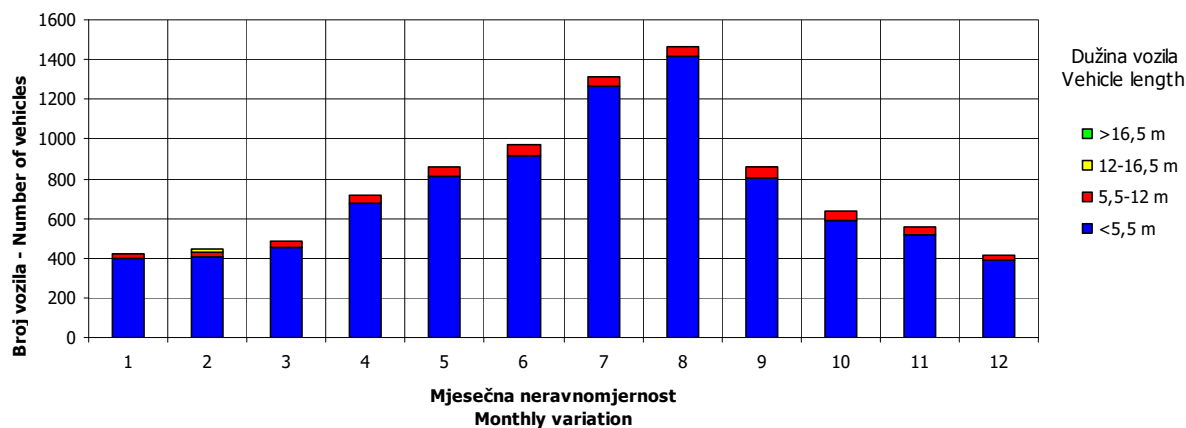
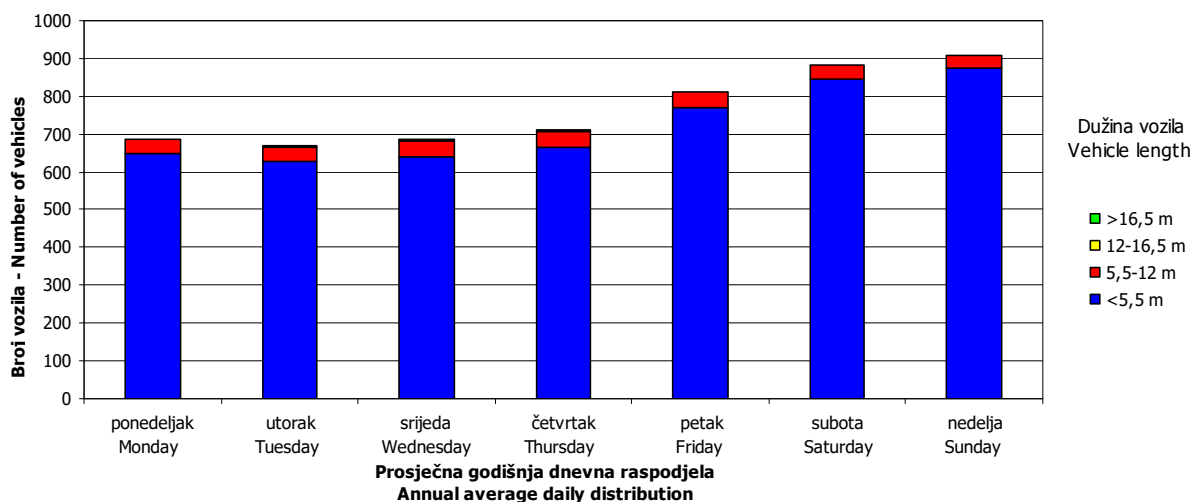
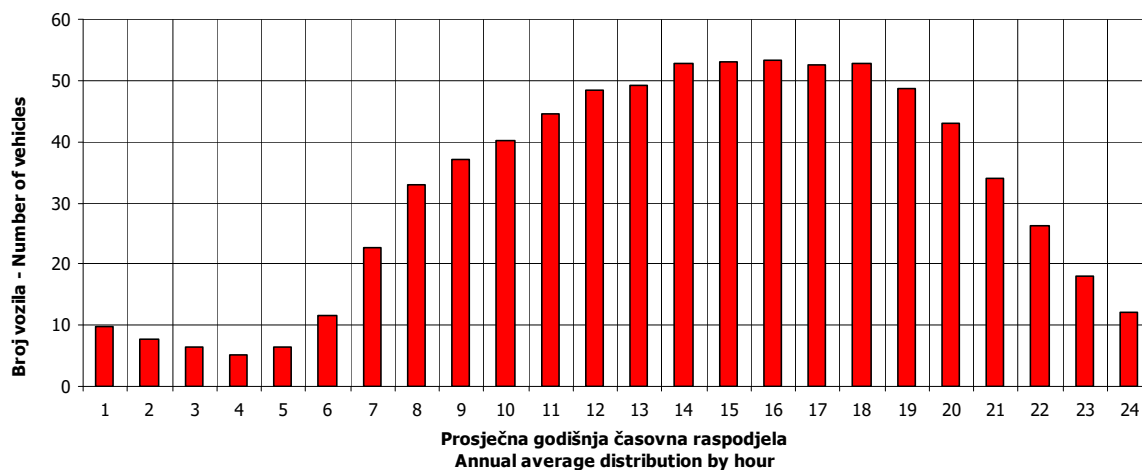
Lokalitet - Location / Stacionaža - Mileage [km+m] Kopilovo / 1+036,00

Broj puta - Road number / Dionica - Section

M 18 / Brod na Drini 3 - granica / border RS  
 (Šćepan Polje)

**PGDS 769 voz/dan**

**AADT 769 veh/day**



## SATNA DISTRIBUCIJA SAOBRAĆAJNOG TOKA TRAFFIC FLOW HOURLY DISTRIBUTION

Automatski brojač broj - Automatic counter number

000042

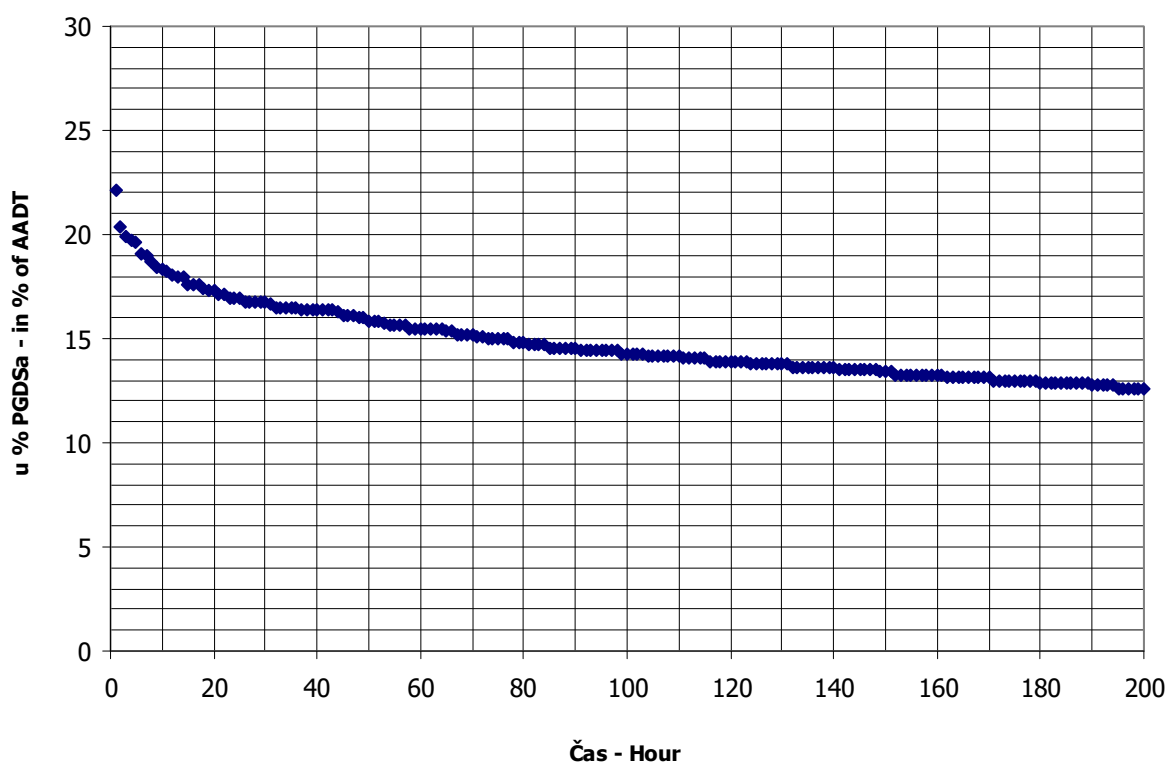
Lokalitet - Location / Stacionaža - Mileage [km+m]

Kopilovo / 1+036,00

Broj puta - Road number / Dionica - Section

M 18 / Brod na Drini 3 - granica / border RS  
 (Šćepan Polje)

<b>PGDS - AADT</b>	<b>769 voz/dan - veh/day</b>							
Čas - Hour	Maksimalni vršni sat - Maximum peak hour	10	20	30	40	50	100	200
Sat u danu - Hour of day	18	13	8	11	17	15	11	15
Sat u godini - Hour in year	5466	5269	4928	5291	5417	4911	5123	5631
Dan - Day of week	nedelja - Sunday	subota - Saturday	subota - Saturday	nedelja - Sunday	petak - Friday	petak - Friday	nedelja - Sunday	nedelja - Sunday
Datum - Date	16	8	25	9	14	24	2	23
Mjesec - Month	avgust - August	avgust - August	juli - July	avgust - August	avgust - August	juli - July	avgust - August	avgust - August
Vrijednost - Value	170	140	132	128	126	122	110	97
% - percent	22.11	18.21	17.17	16.64	16.38	15.86	14.30	12.61



**BROJANJE VOZILA NA MREŽI PUTEVA U REPUBLICI SRPSKOJ – 2015. GODINA**  
**VEHICLE COUNTING ON THE ROAD NETWORK OF THE REPUBLIC OF SRPSKA – YEAR 2015**

**MJESEČNI BROJ VOZILA**  
**MONTHLY NUMBER OF VEHICLES**

Automatski brojač broj - Automatic counter number  
 Lokalizet - Location / Stacionaža - Mileage [km+m]  
 Broj puta - Road number / Dionica - Section

000043  
 Tjentište / 22+964,00  
 M 20 / Vrba - Brod na Drini 2

	Mjesec - Month											
	Januar- January	Februar- February	Mart- March	April- April	Maj- May	Jun- June	Jul- July	August- August	Septembar- September	Oktobar- October	Novembar- November	Decembar- December
1	253	364	415	534	864	600	1237	2549	889	746	751	532
2	253	367	446	576	632	592	1068	2311	860	860	584	495
3	300	405	427	635	1077	586	1208	1923	858	717	557	542
4	321	370	399	506	835	649	1842	1624	1234	760	515	675
5	339	431	394	617	837	753	1404	1684	1270	736	572	542
6	211	579	442	554	637	673	1189	1503	1216	757	756	428
7	144	452	338	612	862	797	1115	1857	1000	765	551	546
8	262	557	380	629	926	638	1141	2163	975	631	541	512
9	297	423	428	528	744	681	1110	2415	921	1011	626	503
10	332	431	416	843	871	833	1574	2105	1062	701	619	533
11	385	376	402	624	748	712	1702	1822	1158	776	638	622
12	334	349	400	574	719	986	1553	1535	1172	746	611	463
13	347	357	550	628	723	1083	1387	1565	1027	592	730	406
14	252	294	461	553	675	1009	1410	1941	841	611	597	429
15	338	280	497	618	770	768	1552	2373	861	743	542	287
16	367	361	478	1083	624	778	1538	2487	849	758	597	292
17	396	369	496	934	693	963	1666	1648	942	586	561	574
18	398	164	379	506	641	1040	1846	1588	1094	504	571	314
19	413	187	414	386	595	1173	2277	1591	1031	649	700	167
20	368	217	510	888	777	1397	1913	1749	990	553	828	234
21	505	216	410	881	770	1330	1594	1701	790	596	562	246
22	502	214	385	676	773	1013	1477	2040	796	659	639	313
23	409	290	439	672	704	995	1313	1969	826	742	677	331
24	378	314	426	820	710	940	1785	1344	880	615	588	469
25	359	302	410	790	697	1030	2219	1373	824	598	576	510
26	422	381	454	797	640	1190	2110	1333	851	707	644	443
27	375	470	599	746	731	1236	1694	1523	1000	619	617	356
28	338	384	579	692	651	1171	1594	1513	731	703	439	470
29	343		558	717	822	1005	1445	1628	728	760	453	482
30	430		530	970	637	1225	1778	1623	730	856	566	609
31	487		516		718		1979	1173		648		446
Ukupno- Total	10858	9904	13978	20589	23103	27846	48720	55653	28406	21705	18208	13771
Prosje- Average	350	354	451	686	745	928	1572	1795	947	700	607	444
Godšnji prosjek (PGDS) - Annual average (AADT)												803



**BROJANJE VOZILA NA MREŽI PUTEVA U REPUBLICI SRPSKOJ – 2015. GODINA**  
**VEHICLE COUNTING ON THE ROAD NETWORK OF THE REPUBLIC OF SRPSKA – YEAR 2015**

**STRUKTURA SAOBRAĆAJNOG TOKA**  
**TRAFFIC FLOW COMPOSITION**

Automatski brojač broj - Automatic counter number  
 Lokalitet - Location / Stacionaža - Mileage [km+m]  
 Broj puta - Road number / Dionica - Section

000043  
 Tjentište / 22+964,00  
 M 20 / Vrba - Brod na Drini 2

Mjesec - Month	Smjer - Direction	Dužina vozila - Vehicle length								Ukupno - Total
		< 5,5 m	(%)	5,5 - 12 m	(%)	12 - 16,5 m	(%)	< 16,5 m	(%)	
Januar - January	I	4666	87.5	555	10.4	101	1.9	13	0.2	5334
	II	4932	89.3	476	8.6	113	2.1	2	0.0	5524
	ukupno - total	9600	88.4	1029	9.5	215	2.0	14	0.1	10858
Februar - February	I	4350	87.5	517	10.4	94	1.9	12	0.2	4974
	II	4402	89.3	425	8.6	101	2.1	2	0.0	4930
	ukupno - total	8757	88.4	938	9.5	196	2.0	13	0.1	9904
Mart - March	I	6098	87.5	725	10.4	132	1.9	17	0.2	6972
	II	6255	89.3	604	8.6	144	2.1	2	0.0	7006
	ukupno - total	12359	88.4	1324	9.5	277	2.0	18	0.1	13978
April - April	I	8949	87.5	1064	10.4	194	1.9	25	0.2	10232
	II	9248	89.3	893	8.6	213	2.1	3	0.0	10357
	ukupno - total	18204	88.4	1951	9.5	407	2.0	27	0.1	20589
Maj - May	I	10057	87.5	1196	10.4	218	1.9	28	0.2	11498
	II	10362	89.3	1001	8.6	238	2.1	4	0.0	11605
	ukupno - total	20427	88.4	2189	9.5	457	2.0	31	0.1	23103
Juni - June	I	11531	87.5	1371	10.4	250	1.9	32	0.2	13183
	II	13092	89.3	1264	8.6	301	2.1	5	0.0	14663
	ukupno - total	24620	88.4	2638	9.5	551	2.0	37	0.1	27846
Juli - July	I	20080	87.5	2387	10.4	436	1.9	55	0.2	22958
	II	23003	89.3	2221	8.6	529	2.1	8	0.0	25762
	ukupno - total	43076	88.4	4616	9.5	964	2.0	64	0.1	48720
Avgust - August	I	25253	87.5	3002	10.4	548	1.9	69	0.2	28872
	II	23913	89.3	2309	8.6	550	2.1	9	0.0	26781
	ukupno - total	49206	88.4	5273	9.5	1101	2.0	74	0.1	55653
Septembar - September	I	13205	87.5	1570	10.4	286	1.9	36	0.2	15098
	II	11883	89.3	1148	8.6	273	2.1	4	0.0	13308
	ukupno - total	25115	88.4	2691	9.5	562	2.0	38	0.1	28406
Oktobar - October	I	9529	87.5	1133	10.4	207	1.9	26	0.2	10895
	II	9652	89.3	932	8.6	222	2.1	4	0.0	10810
	ukupno - total	19190	88.4	2056	9.5	429	2.0	29	0.1	21705
Novembar - November	I	7936	87.5	943	10.4	172	1.9	22	0.2	9073
	II	8157	89.3	788	8.6	188	2.1	3	0.0	9135
	ukupno - total	16099	88.4	1725	9.5	360	2.0	24	0.1	18208
Decembar - December	I	6109	87.5	726	10.4	133	1.9	17	0.2	6984
	II	6060	89.3	585	8.6	139	2.1	2	0.0	6787
	ukupno - total	12176	88.4	1305	9.5	272	2.0	18	0.1	13771
Ukupno (godišnje) - Total (annual)	I	127763	87.5	15189	10.4	2772	1.9	352	0.2	146076
	II	130959	89.3	12647	8.6	3012	2.1	48	0.0	146665
	ukupno - total	258827	88.4	27735	9.5	5792	2.0	387	0.1	292741
Prosjeak (PGDS) - Average (AADT)	I	350	85.9	42	11.1	8	2.7	1	0.3	400
	II	359	86.6	35	10.4	8	3.0	0	0.0	402
	ukupno - total	709	88.3	76	9.5	16	2.0	1	0.1	803

**BRONANJE VOZILA NA MREŽI PUTEVA U REPUBLICI SRPSKOJ – 2015. GODINA**  
**VEHICLE COUNTING ON THE ROAD NETWORK OF THE REPUBLIC OF SRPSKA – YEAR 2015**

**SAOBRAĆAJNI POKAZATELJI**

000043  
 Tjentište / 22+964,00  
 M 20 / Vrba - Brod na Drini 2

Automatski brojač broj  
 Lokalizirano / Stacionarno [km+m]  
 Broj puta / Dionica

Mjesec	Smjer	minimalni čas		maksimalni čas		voz/h		datum/dan		minimalni dan		maksimalni dan		dnevni prosjek (05-21 h)	moćni prosjek (21-05 h)	prosjek radnim danom	prosjek vikendom	ljetni prosjek
		čas	voz/h	čas	voz/h	datum/dan	voz/dan	datum/dan	voz/dan									
Januar	I	1/četvrtak	1	0	31/subota	8	61	7/srijeda	78	21/srijeda	266	21/srijeda	266	158	14	96	77	
	II	1/četvrtak	1	0	22/četvrtak	15	43	7/srijeda	66	22/četvrtak	287	22/četvrtak	287	161	17	101	77	
	I+II	1/četvrtak	1	0	31/subota	8	72	7/srijeda	144	21/srijeda	505	21/srijeda	505	319	31	197	154	
Februar	I	1/nedjelja	2	0	8/nedjelja	15	51	18/srijeda	87	8/nedjelja	341	8/nedjelja	341	161	17	126	52	
	II	1/nedjelja	2	0	6/petak	15	41	18/srijeda	77	6/petak	357	6/petak	357	156	20	129	47	
	I+II	1/nedjelja	2	0	8/nedjelja	15	73	18/srijeda	164	6/petak	579	6/petak	579	317	37	255	99	
Mart	I	1/nedjelja	3	0	29/nedjelja	12	40	7/subota	172	7/subota	320	28/subota	320	205	20	158	66	
	II	2/ponedjeljak	2	0	29/nedjelja	15	35	18/srijeda	164	27/petak	303	27/petak	303	202	24	163	63	
	I+II	3/utorak	2	0	27/petak	14	58	7/subota	338	27/petak	599	27/petak	599	407	44	321	130	
April	I	2/četvrtak	4	0	20/ponedjeljak	10	54	19/nedjelja	212	19/nedjelja	575	16/četvrtak	575	311	30	234	107	
	II	3/petak	2	0	17/petak	15	63	19/nedjelja	174	17/petak	570	17/petak	570	306	39	243	102	
	I+II	20/ponedjeljak	2	0	17/petak	14	99	19/nedjelja	386	16/četvrtak	1083	16/četvrtak	1083	617	69	477	209	
Maj	I	1/petak	5	0	3/nedjelja	15	68	26/utorak	290	26/utorak	655	3/nedjelja	655	327	44	237	134	
	II	2/subota	0	0	1/petak	14	58	19/utorak	284	1/petak	551	1/petak	551	327	47	242	133	
	I+II	2/subota	1	1	3/nedjelja	15	117	19/utorak	595	3/nedjelja	1077	3/nedjelja	1077	655	91	478	267	
Juni	I	2/utorak	2	0	21/nedjelja	13	71	1/ponedjeljak	258	21/nedjelja	694	21/nedjelja	694	390	50	302	138	440
	II	9/utorak	2	0	13/subota	11	73	2/utorak	315	2/utorak	865	20/subota	865	425	64	337	152	489
	I+II	9/utorak	2	1	21/nedjelja	13	126	3/srijeda	586	3/srijeda	1397	20/subota	1397	815	114	638	290	928
Juli	I	4/subota	2	0	26/nedjelja	17	95	2/četvrtak	475	2/četvrtak	1120	19/nedjelja	1120	646	94	517	224	741
	II	7/utorak	0	1	25/subota	7	109	8/srijeda	558	8/srijeda	1224	25/subota	1224	717	114	573	258	831
	I+II	3/petak	2	3	4/subota	12	183	2/četvrtak	1068	2/četvrtak	2277	19/nedjelja	2277	1363	209	1089	482	1572
Avgust	I	25/utorak	3	0	9/nedjelja	12	130	31/ponedjeljak	610	31/ponedjeljak	1408	16/nedjelja	1408	815	117	570	362	931
	II	13/četvrtak	23	1	1/subota	9	126	31/ponedjeljak	563	1/subota	1618	1/subota	1618	741	123	530	334	864
	I+II	26/srijeda	2	3	9/nedjelja	12	204	31/ponedjeljak	1173	1/subota	2549	1/subota	2549	1555	240	1100	695	1795
Septembar	I	1/utorak	2	0	6/nedjelja	12	76	29/utorak	356	29/utorak	707	6/nedjelja	707	455	48	344	159	503
	II	4/petak	1	0	5/subota	16	77	30/srijeda	339	30/srijeda	580	5/subota	580	393	51	317	126	444
	I+II	1/utorak	2	2	5/subota	16	123	29/utorak	728	29/utorak	1270	5/subota	1270	848	99	662	285	947
Oktobar	I	4/nedjelja	3	0	9/petak	17	54	18/nedjelja	247	18/nedjelja	514	9/petak	514	321	30	255	97	
	II	2/petak	0	0	9/petak	15	45	18/nedjelja	257	18/nedjelja	497	9/petak	497	313	36	255	94	
	I+II	18/nedjelja	4	0	9/petak	15	89	18/nedjelja	504	18/nedjelja	1011	9/petak	1011	634	66	510	190	
Novembar	I	1/nedjelja	1	0	1/nedjelja	14	46	29/nedjelja	221	29/nedjelja	406	20/petak	406	279	24	218	85	
	II	1/nedjelja	3	0	20/petak	17	42	28/subota	206	28/subota	422	20/petak	422	274	30	220	84	
	I+II	2/ponedjeljak	2	0	20/petak	15	80	28/subota	439	28/subota	828	20/petak	828	553	54	438	169	
Decembar	I	1/utorak	1	0	3/četvrtak	17	38	19/subota	100	19/subota	337	4/petak	337	205	21	175	50	
	II	3/četvrtak	1	0	25/petak	15	33	19/subota	67	19/subota	338	4/petak	338	196	23	171	48	
	I+II	3/četvrtak	1	0	31/četvrtak	12	60	19/subota	167	19/subota	675	4/petak	675	401	43	346	98	
Godina	I	1.1./četvrtak	1	0	9.8./nedjelja	12	130	7.1./srijeda	78	16.8./nedjelja	1408	16.8./nedjelja	1408	358	43	392	420	657
	II	1.1./četvrtak	1	0	1.8./subota	9	126	7.1./srijeda	66	1.8./subota	1618	1.8./subota	1618	352	49	398	411	660
	I+II	1.1./četvrtak	1	0	9.8./nedjelja	12	204	7.1./srijeda	144	7.1./srijeda	2549	1.8./subota	2549	710	92	789	831	1317

**BROJANJE VOZILA NA MREŽI PUTEVA U REPUBLICI SRPSKOJ – 2015. GODINA**  
**VEHICLE COUNTING ON THE ROAD NETWORK OF THE REPUBLIC OF SRPSKA – YEAR 2015**

**TRAFFIC PARAMETERS**

Automatic counter number  
 Location / Mileage [km+m]  
 Road number / Section

000043

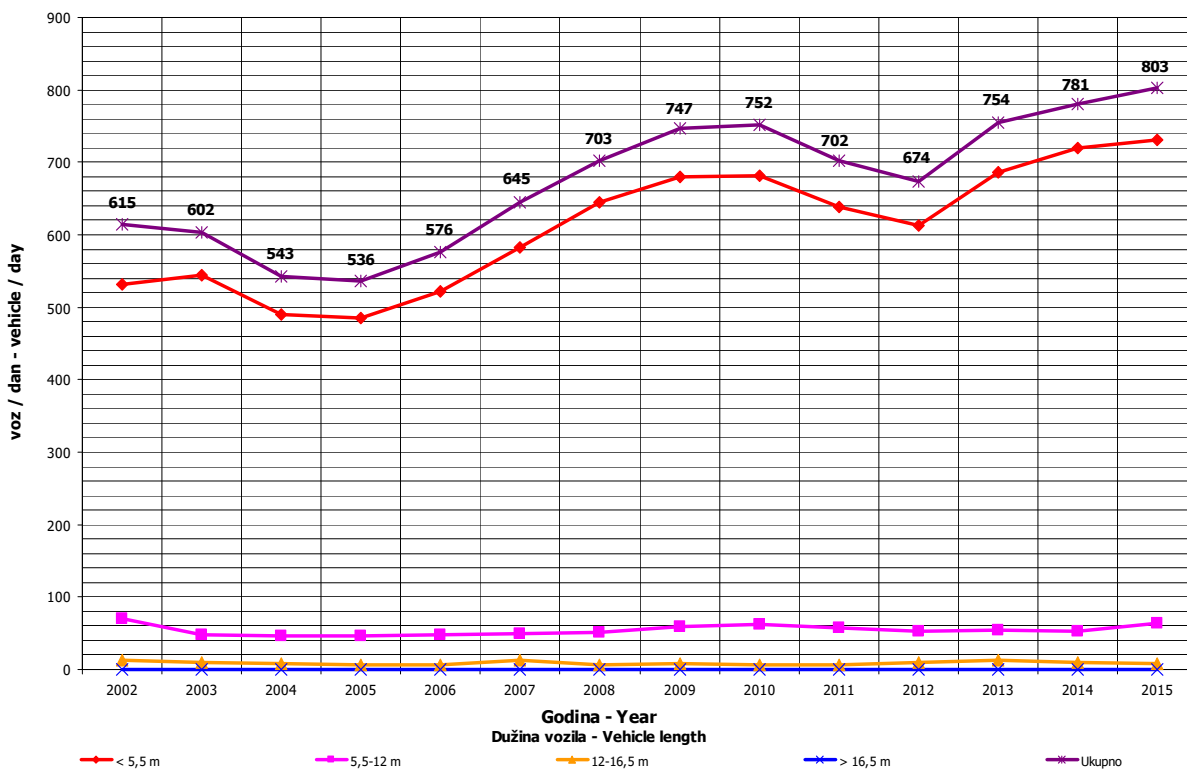
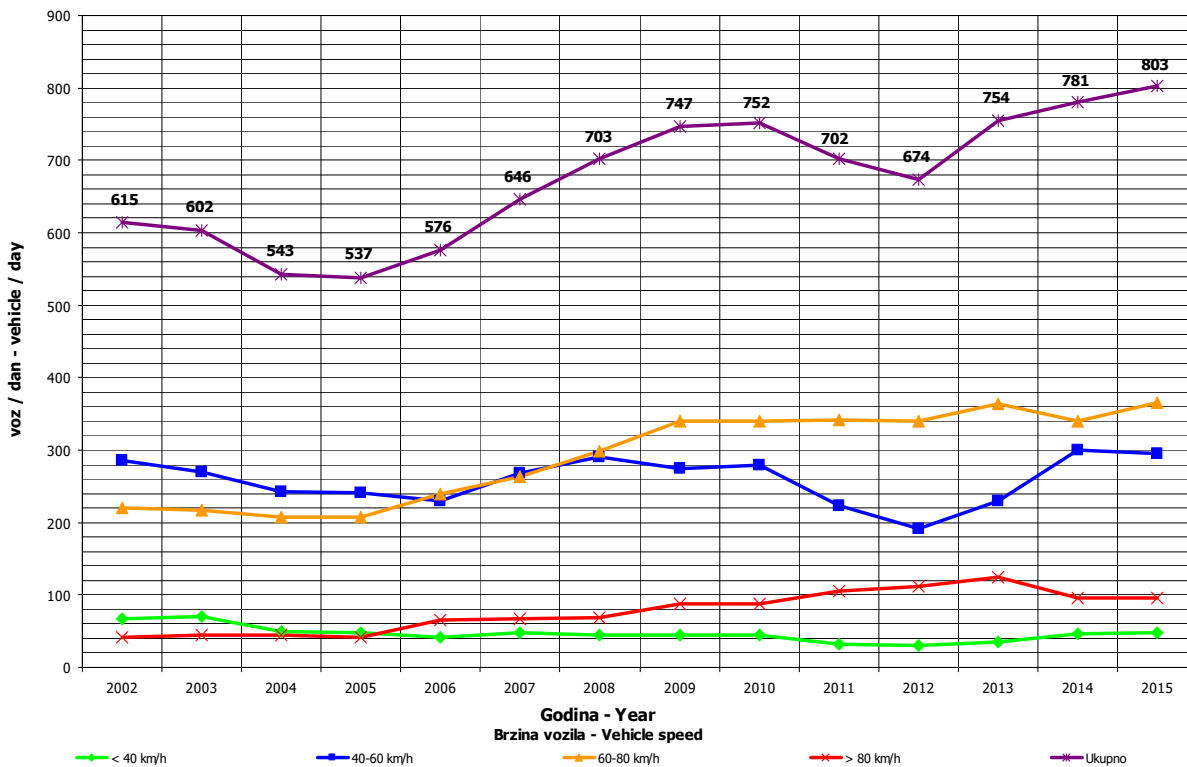
Tjentište / 22+964,00  
 M 20 / Vrba - Brod na Drini 2

Month	Direction	minimum hour		maximum hour		veh/h	veh/day	minimum day		maximum day		day time average (5-21 h)	night average (21-05 h)	working day average	weekend average	summer average
		date/day	hour	date/day	hour			date/day	date/day	veh/day	date/day					
January	I	1/Thursday	1	0	31/Saturday	8	61	7/Wednesday	78	21/Wednesday	287	158	14	96	77	
	II	1/Thursday	1	0	22/Thursday	15	43	7/Wednesday	66	22/Thursday	286	161	17	101	77	
	I+II	1/Thursday	1	0	31/Saturday	8	72	7/Wednesday	144	21/Wednesday	505	319	31	197	154	
February	I	1/Sunday	2	0	8/Sunday	15	51	18/Wednesday	87	8/Sunday	341	161	17	126	52	
	II	1/Sunday	2	0	6/Friday	15	41	18/Wednesday	77	6/Friday	357	156	20	129	47	
	I+II	1/Sunday	2	0	8/Sunday	15	73	18/Wednesday	164	6/Friday	579	317	37	255	99	
March	I	1/Sunday	3	0	29/Sunday	12	40	7/Saturday	172	28/Saturday	320	205	20	158	66	
	II	2/Monday	2	0	29/Sunday	15	35	18/Wednesday	164	27/Friday	303	202	24	163	63	
	I+II	3/Tuesday	2	0	27/Friday	14	58	7/Saturday	338	27/Friday	599	407	44	321	130	
April	I	2/Thursday	4	0	20/Monday	10	54	19/Sunday	212	16/Thursday	575	311	30	234	107	
	II	3/Friday	2	0	17/Friday	15	63	19/Sunday	174	17/Friday	570	306	39	243	102	
	I+II	20/Monday	2	0	17/Friday	14	99	19/Sunday	386	16/Thursday	1083	617	69	477	209	
May	I	1/Friday	5	0	3/Sunday	15	68	26/Tuesday	290	3/Sunday	655	327	44	237	134	
	II	2/Saturday	0	0	1/Friday	14	58	19/Tuesday	284	1/Friday	551	327	47	242	133	
	I+II	2/Saturday	1	1	3/Sunday	15	117	19/Tuesday	595	3/Sunday	1077	655	91	478	267	
June	I	2/Tuesday	2	0	21/Sunday	13	71	1/Monday	258	21/Sunday	694	390	50	302	138	440
	II	9/Tuesday	2	0	13/Saturday	11	73	2/Tuesday	315	20/Saturday	865	425	64	337	152	489
	I+II	9/Tuesday	2	1	21/Sunday	13	126	3/Wednesday	586	20/Saturday	1397	815	114	638	290	928
July	I	4/Saturday	2	0	26/Sunday	17	95	2/Thursday	475	19/Sunday	1120	646	94	517	224	741
	II	7/Tuesday	0	1	25/Saturday	7	109	8/Wednesday	558	25/Saturday	1224	717	114	573	258	831
	I+II	3/Friday	2	3	4/Saturday	12	183	2/Thursday	1068	19/Sunday	2277	1363	209	1089	482	1572
August	I	25/Thursday	3	0	9/Sunday	12	130	31/Monday	610	16/Sunday	1408	815	117	570	362	931
	II	13/Thursday	23	1	1/Saturday	9	126	31/Monday	563	1/Saturday	1618	741	123	530	334	864
	I+II	26/Wednesday	2	3	9/Sunday	12	204	31/Monday	1173	1/Saturday	2549	1555	240	1100	695	1795
September	I	1/Tuesday	2	0	6/Sunday	12	76	29/Tuesday	356	6/Sunday	707	455	48	344	159	503
	II	4/Friday	1	0	5/Saturday	16	77	30/Wednesday	339	5/Saturday	580	393	51	317	126	444
	I+II	1/Tuesday	2	2	5/Saturday	16	123	29/Tuesday	728	5/Saturday	1270	848	99	662	285	947
October	I	4/Sunday	3	0	9/Friday	17	54	18/Sunday	247	9/Friday	514	321	30	255	97	
	II	2/Friday	0	0	9/Friday	15	45	18/Sunday	257	9/Friday	497	313	36	255	94	
	I+II	18/Sunday	4	0	9/Friday	15	89	18/Sunday	504	9/Friday	1011	634	66	510	190	
November	I	1/Sunday	1	0	1/Sunday	14	46	29/Sunday	221	20/Friday	406	279	24	218	85	
	II	1/Sunday	3	0	20/Friday	17	42	28/Saturday	206	20/Friday	822	274	30	220	84	
	I+II	2/Monday	2	0	20/Friday	15	80	28/Saturday	439	20/Friday	828	553	54	438	169	
December	I	1/Tuesday	1	0	3/Thursday	17	38	19/Saturday	100	4/Friday	337	205	21	175	50	
	II	3/Thursday	1	0	25/Friday	15	33	19/Saturday	67	4/Friday	338	196	23	171	48	
	I+II	3/Thursday	1	0	31/Thursday	12	60	19/Saturday	167	4/Friday	675	401	43	346	98	
Year	I	1.1./Thursday	1	0	9.8./Sunday	12	130	7.1./Wednesday	78	16.8./Sunday	1408	358	43	392	420	657
	II	1.1./Thursday	1	0	1.8./Saturday	9	126	7.1./Wednesday	66	1.8./Saturday	1618	352	49	398	411	660
	I+II	1.1./Thursday	1	0	9.8./Sunday	12	204	7.1./Wednesday	144	1.8./Saturday	2549	710	92	789	831	1317

## GODIŠNJA NERAVNOMJERNOST SAOBRAĆAJNOG TOKA TRAFFIC FLOW ANNUAL VARIATION

Automatski brojač broj - Automatic counter number  
 Lokalitet - Location / Stacionaža - Mileage [km+m]  
 Broj puta - Road number / Dionica - Section

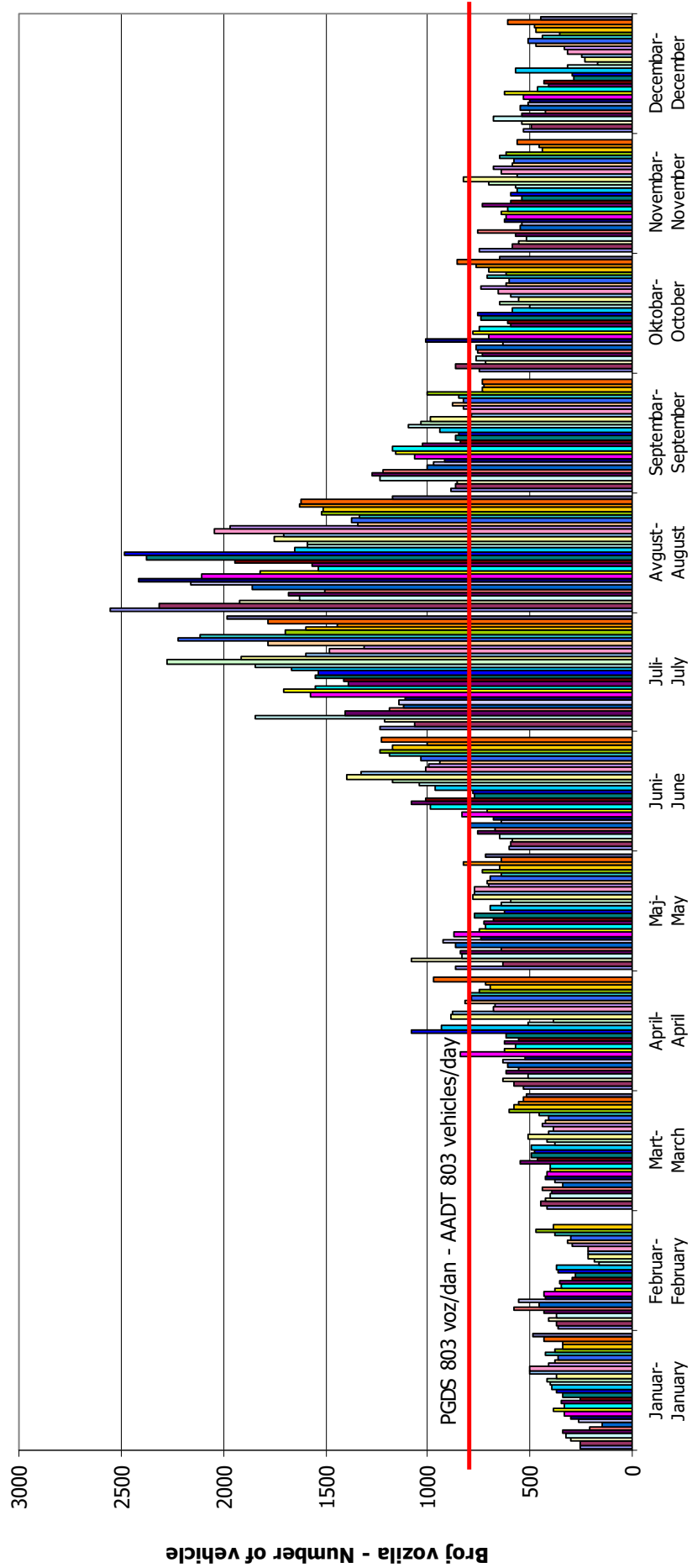
000043  
 Tjentište / 22+964,00  
 M 20 / Vrba - Brod na Drini 2



**DNEVNA NERAVNOMJERNOST SAOBRAĆAJNOG TOKA  
 TRAFFIC FLOW DAILY VARIATION**

Automatski brojač broj - Automatic counter number  
 Lokalizet - Location / Stacionaža - Mileage [km+tm]  
 Broj puta - Road number/ Dionica - Section

000043  
 Tjentušte / 22+964,00  
 M 20 / Vrba - Brod na Drini 2



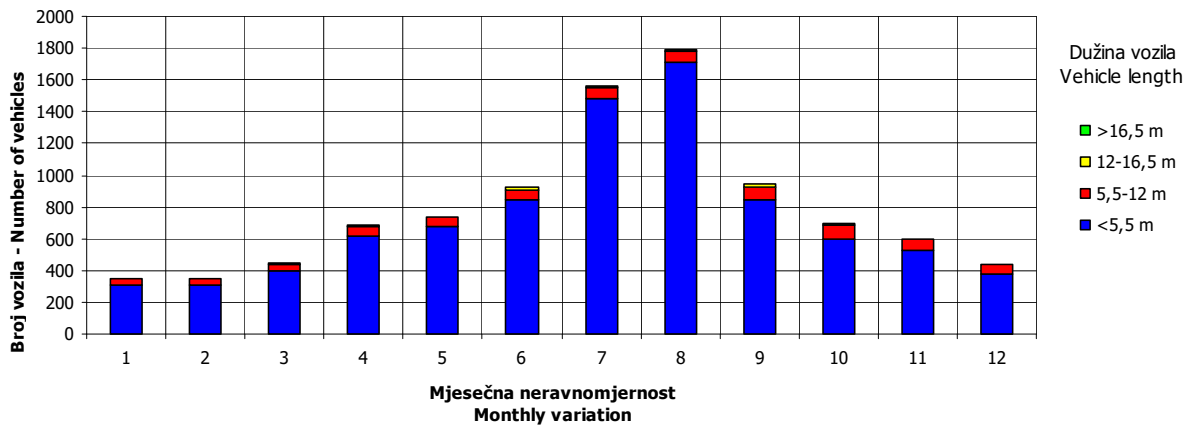
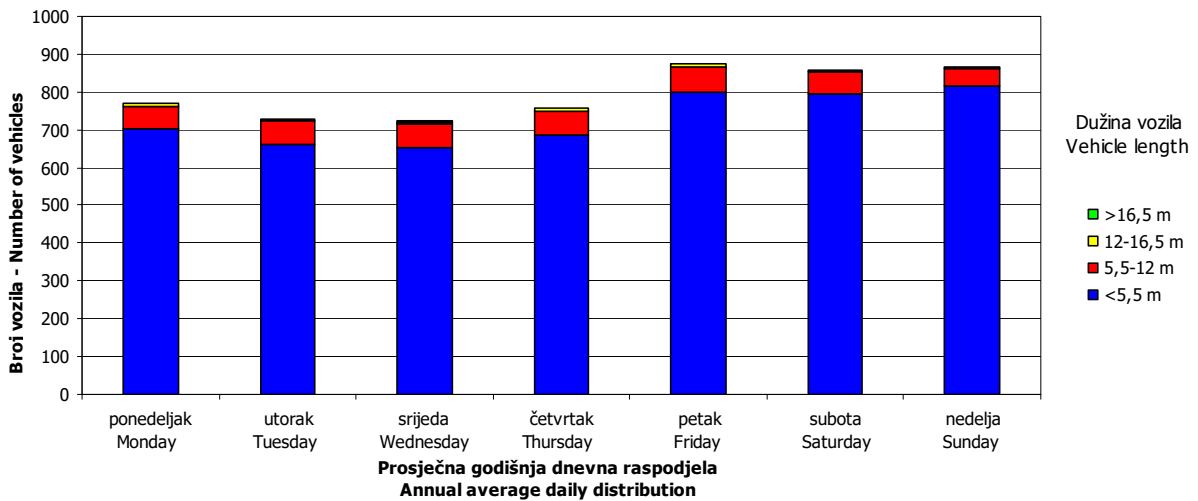
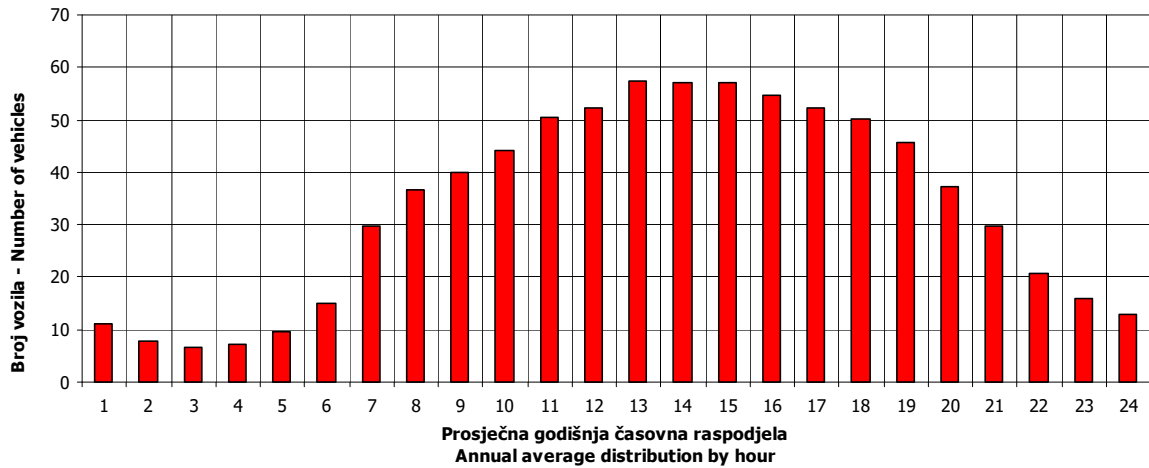
**Dani / Mjeseci - Days / Months**

## VREMENSKA RASPODJELA SAOBRAĆAJNOG TOKA TRAFFIC FLOW TIME DISTRIBUTION

Automatski brojač broj - Automatic counter number  
 Lokalizet - Location / Stacionaža - Mileage [km+m]  
 Broj puta - Road number / Dionica - Section

000043  
 Tjentište / 22+964,00  
 M 20 / Vrba - Brod na Drini 2

**PGDS 803 voz/dan      AADT 803 veh/day**

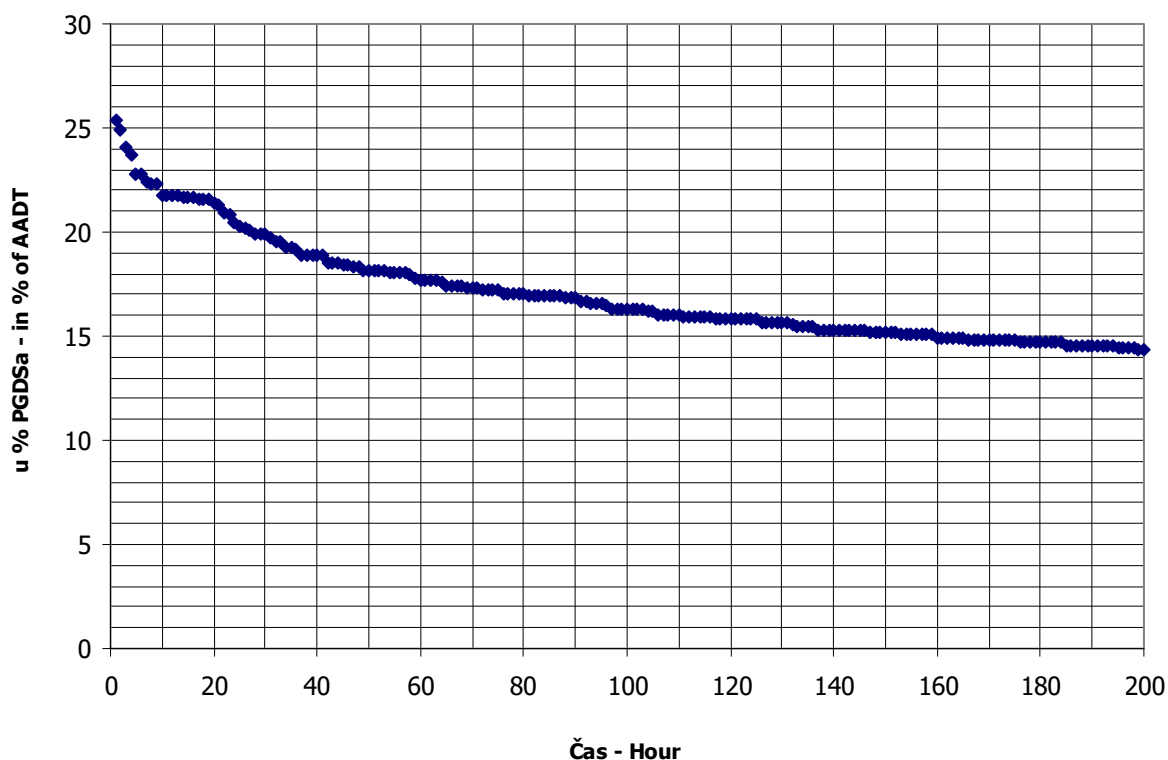


## SATNA DISTRIBUCIJA SAOBRAĆAJNOG TOKA TRAFFIC FLOW HOURLY DISTRIBUTION

Automatski brojač broj - Automatic counter number  
 Lokalitet - Location / Stacionaža - Mileage [km+m]  
 Broj puta - Road number / Dionica - Section

000043  
 Tjentište / 22+964,00  
 M 20 / Vrba - Brod na Drini 2

<b>PGDS - AADT</b>	<b>803 voz/dan - veh/day</b>							
Čas - Hour	Maksimalni vršni sat - Maximum peak hour	10	20	30	40	50	100	200
Sat u danu - Hour of day	12	13	13	14	12	14	10	14
Sat u godini - Hour in year	5292	5461	5125	5438	5436	5318	5338	4790
Dan - Day of week	nedjelja - Sunday	nedjelja - Sunday	nedjelja - Sunday	subota - Saturday	subota - Saturday	ponedeljak - Monday	utorak - Tuesday	nedjelja - Sunday
Datum - Date	9	16	2	15	15	10	11	19
Mjesec - Month	avgust - August	avgust - August	avgust - August	avgust - August	avgust - August	avgust - August	avgust - August	juli - July
Vrijednost - Value	204	175	171	158	152	146	131	115
% - percent	25.40	21.79	21.30	19.68	18.93	18.18	16.31	14.32



**BROJANJE VOZILA NA MREŽI PUTEVA U REPUBLICI SRPSKOJ – 2015. GODINA**  
**VEHICLE COUNTING ON THE ROAD NETWORK OF THE REPUBLIC OF SRPSKA – YEAR 2015**

**MJESEČNI BROJ VOZILA**  
**MONTHLY NUMBER OF VEHICLES**

Automatski brojač broj - Automatic counter number  
 Lokalitet - Location / Stacionaža - Mileage [km+m]  
 Broj puta - Road number / Dionica - Section

000044  
 Rudo Polje / 34+434,00  
 M 6.1 / Klanci - Gacko 2

	Mjesec - Month											
	Januar- January	Februar- February	Mart- March	April- April	Maj- May	Jun- June	Jul- July	August- August	Septembar- September	Oktobar- October	Novembar- November	Decembar- December
1	926	864	954	1090	1370	1354	1245	1813	1325	1458	1301	1024
2	872	946	977	1101	1307	1193	1208	3371	1342	1601	1386	1091
3	797	977	1008	1265	1391	1292	1410	1679	1445	1328	1203	1201
4	722	968	915	1190	1315	1417	1433	1492	1686	1502	1750	1427
5	1084	1080	932	1059	1388	1557	1325	1468	1432	1331	1171	1189
6	920	1104	1178	1130	1504	1309	1329	1410	1376	1437	1202	1084
7	795	932	1033	1243	1295	1253	1382	1727	1457	1431	1266	1217
8	978	787	927	1241	1529	1385	1257	1651	1440	1518	1278	1132
9	972	1021	1042	1107	1264	1322	1310	1669	1428	1677	1255	1069
10	919	1031	1078	1552	1083	1401	1459	1618	1448	1542	1251	1293
11	887	903	1035	1411	1307	1641	1371	1433	1639	1196	1161	1397
12	1013	876	1030	1546	1310	1564	1357	1441	1471	1285	1277	1190
13	1027	1034	1293	1167	1193	1247	1450	1474	1392	1335	1542	1030
14	877	991	1192	1247	1056	1237	1362	1779	1454	1364	1341	958
15	942	784	1054	1271	1418	1262	1473	1698	1474	1437	1142	747
16	1201	939	1073	1436	1225	1272	1480	3005	1389	1558	1381	796
17	1091	929	1069	1388	1129	1365	1662	1734	1369	1394	1325	1516
18	893	477	1066	1219	1254	1404	1475	1545	1618	1131	1326	1519
19	1294	506	1064	1171	1259	1443	1413	1531	1400	1208	1554	1022
20	1376	781	1230	1251	1308	1345	1432	1589	1342	1117	1742	618
21	972	834	1167	1259	1400	1221	1496	1781	1557	1165	1574	606
22	927	693	988	1401	1578	1226	1463	1604	1462	1217	1296	695
23	1025	949	1102	1421	1194	1201	1251	1453	1448	1340	1276	1026
24	992	922	1061	1439	1349	1177	1695	1443	1507	1375	1294	1069
25	890	891	898	1312	1331	1250	1586	1502	1647	1231	1242	1198
26	1064	1063	1021	1085	1475	1390	1341	1573	1420	1458	1384	1162
27	984	1191	1174	1269	1335	1227	1577	1563	1333	1585	1486	890
28	863	1110	1068	1118	1333	1152	1507	1709	1452	1276	1110	1198
29	988		937	1095	1536	1233	1451	1496	1437	1284	1139	1190
30	1120		1033	1213	1409	1249	1547	1536	1433	1488	1284	1207
31	906		1052		1214		1786	1423		1388		1178
Ukupno- Total	30317	25583	32651	37697	41059	39589	44533	52210	43623	42657	39939	33939
Prosjek- Average	978	914	1053	1257	1324	1320	1437	1684	1454	1376	1331	1095
Godšnji prosjek (PGDS) - Annual average (AADT)												1270



**BROJANJE VOZILA NA MREŽI PUTEVA U REPUBLICI SRPSKOJ – 2015. GODINA**  
**VEHICLE COUNTING ON THE ROAD NETWORK OF THE REPUBLIC OF SRPSKA – YEAR 2015**

**STRUKTURA SAOBRAĆAJNOG TOKA**  
**TRAFFIC FLOW COMPOSITION**

Automatski brojač broj - Automatic counter number  
 Lokalizet - Location / Stacionaža - Mileage [km+m]  
 Broj puta - Road number / Dionica - Section

000044  
 Rudo Polje / 34+434,00  
 M 6.1 / Klanci - Gacko 2

Mjesec- Month	Smjer- Direction	Dužina vozila - Vehicle length								Ukupno- Total
		< 5,5 m	(%)	5,5 - 12 m	(%)	12 - 16,5 m	(%)	< 16,5 m	(%)	
Januar - January	I	13288	87.5	1580	10.4	288	1.9	37	0.2	15193
	II	13504	89.3	1304	8.6	311	2.1	5	0.0	15124
	ukupno - total	26805	88.4	2872	9.5	600	2.0	40	0.1	30317
Februar - February	I	11204	87.5	1332	10.4	243	1.9	31	0.2	12810
	II	11405	89.3	1101	8.6	262	2.1	4	0.0	12773
	ukupno - total	22619	88.4	2424	9.5	506	2.0	34	0.1	25583
Mart - March	I	14346	87.5	1706	10.4	311	1.9	39	0.2	16402
	II	14509	89.3	1401	8.6	334	2.1	5	0.0	16249
	ukupno - total	28868	88.4	3093	9.5	646	2.0	43	0.1	32651
April - April	I	16474	87.5	1959	10.4	357	1.9	45	0.2	18835
	II	16842	89.3	1626	8.6	387	2.1	6	0.0	18862
	ukupno - total	33330	88.4	3571	9.5	746	2.0	50	0.1	37697
Maj - May	I	18002	87.5	2140	10.4	391	1.9	50	0.2	20582
	II	18284	89.3	1766	8.6	420	2.1	7	0.0	20477
	ukupno - total	36302	88.4	3890	9.5	812	2.0	54	0.1	41059
Juni - June	I	17333	87.5	2061	10.4	376	1.9	48	0.2	19817
	II	17655	89.3	1705	8.6	406	2.1	6	0.0	19772
	ukupno - total	35003	88.4	3751	9.5	783	2.0	52	0.1	39589
Juli - July	I	19570	87.5	2327	10.4	425	1.9	54	0.2	22375
	II	19785	89.3	1911	8.6	455	2.1	7	0.0	22158
	ukupno - total	39374	88.4	4219	9.5	881	2.0	59	0.1	44533
Avgust - August	I	22951	87.5	2729	10.4	498	1.9	63	0.2	26241
	II	23188	89.3	2239	8.6	533	2.1	8	0.0	25969
	ukupno - total	46161	88.4	4946	9.5	1033	2.0	69	0.1	52210
Septembar - September	I	19142	87.5	2276	10.4	415	1.9	53	0.2	21886
	II	19409	89.3	1874	8.6	446	2.1	7	0.0	21737
	ukupno - total	38569	88.4	4133	9.5	863	2.0	58	0.1	43623
Oktobar - October	I	18584	87.5	2209	10.4	403	1.9	51	0.2	21247
	II	19117	89.3	1846	8.6	440	2.1	7	0.0	21410
	ukupno - total	37715	88.4	4041	9.5	844	2.0	56	0.1	42657
Novembar - November	I	17477	87.5	2078	10.4	379	1.9	48	0.2	19983
	II	17819	89.3	1721	8.6	410	2.1	6	0.0	19956
	ukupno - total	35312	88.4	3784	9.5	790	2.0	53	0.1	39939
Decembar - December	I	15009	87.5	1784	10.4	326	1.9	41	0.2	17160
	II	14982	89.3	1447	8.6	345	2.1	5	0.0	16779
	ukupno - total	30007	88.4	3215	9.5	672	2.0	45	0.1	33939
Ukupno (godišnje) - Total (annual)	I	203381	87.5	24180	10.4	4412	1.9	560	0.2	232533
	II	206499	89.3	19942	8.6	4749	2.1	75	0.0	231264
	ukupno - total	410066	88.4	43941	9.5	9177	2.0	613	0.1	463797
Prosjek (PGDS) - Average (AADT)	I	557	85.9	66	11.1	12	2.7	2	0.3	637
	II	566	86.6	55	10.4	13	3.0	0	0.0	634
	ukupno - total	1123	88.5	120	9.5	25	2.0	2	0.1	1270

**BRONANJE VOZILA NA MREŽI PUTEVA U REPUBLICI SRPSKOJ – 2015. GODINA**  
**VEHICLE COUNTING ON THE ROAD NETWORK OF THE REPUBLIC OF SRPSKA – YEAR 2015**

**SAOBRAĆAJNI POKAZATELJI**

Automatski brojač broj  
 Lokalizet / Stacionaža [km+m]  
 Broj puta / Dionica

000044  
 Rudo Polje / 34+434,00  
 M 6.1 / Klanci - Gacko 2

Mjesec	Smjer	minimalni čas			maksimalni čas			minimalni dan		maksimalni dan		dnevni prosjek (05-21 h)	noćni prosjek (21-05 h)	prosjek radnim danom	prosjek vikendom	ljetni prosjek
		datum/dan	čas	voz/h	datum/dan	čas	voz/h	voz/dan	datum/dan	voz/dan						
Januar	I	2/petak	3	0	30/petak	6	75	4/nedjelja	352	20/utorak	699	421	69	273	217	
	II	2/petak	2	0	19/ponedjeljak	13	86	4/nedjelja	370	20/utorak	677	412	76	271	217	
	I+II	2/petak	3	0	19/ponedjeljak	18	130	4/nedjelja	722	20/utorak	1376	833	145	544	434	
Februar	I	1/nedjelja	4	0	9/ponedjeljak	6	77	18/srijeda	244	27/petak	574	400	58	333	124	
	II	1/nedjelja	4	0	13/petak	15	75	18/srijeda	233	27/petak	617	394	62	331	125	
	I+II	1/nedjelja	4	0	28/subota	14	108	18/srijeda	477	27/petak	1191	794	120	664	250	
Mart	I	1/nedjelja	4	0	16/ponedjeljak	6	86	25/srijeda	451	13/petak	623	456	73	376	153	
	II	1/nedjelja	4	0	20/petak	15	79	1/nedjelja	429	13/petak	670	450	74	376	148	
	I+II	1/nedjelja	4	0	17/utorak	14	119	25/srijeda	898	13/petak	1293	906	147	753	301	
April	I	1/srijeda	2	0	10/petak	6	79	1/srijeda	536	12/nedjelja	804	542	86	414	214	
	II	2/četvrtak	4	0	10/petak	14	99	5/nedjelja	514	10/petak	802	539	89	419	210	
	I+II	8/srijeda	4	0	12/nedjelja	11	148	5/nedjelja	1059	10/petak	1552	1081	176	833	424	
Maj	I	1/petak	4	0	21/četvrtak	6	88	14/četvrtak	526	22/petak	777	572	92	437	227	
	II	1/petak	2	0	26/utorak	13	102	10/nedjelja	523	22/petak	801	568	93	438	223	
	I+II	4/ponedjeljak	3	0	3/nedjelja	14	147	14/četvrtak	1056	22/petak	1578	1140	184	875	450	
Juni	I	2/utorak	2	0	1/ponedjeljak	6	86	24/srijeda	589	11/četvrtak	803	561	100	493	168	661
	II	2/utorak	1	0	12/petak	15	90	28/nedjelja	559	11/četvrtak	838	567	91	494	165	659
	I+II	3/srijeda	4	0	11/četvrtak	11	146	28/nedjelja	1152	11/četvrtak	1641	1128	191	987	333	1320
Juli	I	8/srijeda	2	0	20/ponedjeljak	6	94	2/četvrtak	600	31/petak	884	605	117	538	183	722
	II	1/srijeda	2	0	24/petak	15	95	2/četvrtak	608	31/petak	902	606	108	534	181	715
	I+II	29/srijeda	3	0	21/utorak	15	132	2/četvrtak	1208	31/petak	1786	1211	226	1072	365	1437
Avgust	I	5/srijeda	2	0	2/nedjelja	18	181	12/srijeda	715	2/nedjelja	1725	723	123	535	312	846
	II	7/petak	4	0	16/nedjelja	15	253	31/ponedjeljak	685	2/nedjelja	1646	724	114	527	311	838
	I+II	18/utorak	3	0	2/nedjelja	11	309	6/četvrtak	1410	2/nedjelja	3371	1447	237	1062	622	1684
Septembar	I	2/srijeda	3	0	7/ponedjeljak	6	98	1/utorak	661	4/petak	827	642	88	541	188	729
	II	3/četvrtak	2	0	4/petak	15	102	27/nedjelja	619	4/petak	859	634	91	541	184	725
	I+II	3/četvrtak	2	0	25/petak	15	134	1/utorak	1325	4/petak	1686	1276	179	1082	372	1454
Oktobar	I	4/nedjelja	4	0	28/srijeda	7	95	19/ponedjeljak	544	27/utorak	827	597	88	489	197	
	II	1/četvrtak	1	0	16/petak	15	95	18/nedjelja	545	9/petak	858	601	89	497	193	
	I+II	5/ponedjeljak	4	0	4/nedjelja	12	138	20/utorak	1117	9/petak	1677	1199	177	986	390	
Novembar	I	1/nedjelja	2	0	4/srijeda	12	108	28/subota	554	4/srijeda	881	588	78	470	196	
	II	4/srijeda	2	0	4/srijeda	11	133	29/nedjelja	547	20/petak	947	586	80	479	186	
	I+II	5/četvrtak	2	0	4/srijeda	11	236	28/subota	1110	4/srijeda	1750	1174	158	950	382	
Decembar	I	1/utorak	1	0	4/petak	6	85	21/ponedjeljak	307	18/petak	876	485	69	417	136	
	II	2/srijeda	4	0	17/četvrtak	17	96	20/nedjelja	279	17/četvrtak	826	473	69	413	128	
	I+II	8/utorak	3	0	17/četvrtak	17	150	21/ponedjeljak	606	18/petak	1519	958	137	831	264	
Godina	I	2.1./petak	3	0	16.8./nedjelja	18	181	18.2./srijeda	244	2.8./nedjelja	1725	550	87	642	625	740
	II	2.1./petak	2	0	16.8./nedjelja	15	253	18.2./srijeda	233	2.8./nedjelja	1646	547	86	643	613	735
	I+II	2.1./petak	3	0	2.8./nedjelja	11	309	18.2./srijeda	477	2.8./nedjelja	3371	1097	173	1285	1238	1475

**BROJANJE VOZILA NA MREŽI PUTEVA U REPUBLICI SRPSKOJ – 2015. GODINA**  
**VEHICLE COUNTING ON THE ROAD NETWORK OF THE REPUBLIC OF SRPSKA – YEAR 2015**

**TRAFFIC PARAMETERS**

Automatic counter number  
 Location / Mileage [km +m]  
 Road number / Section

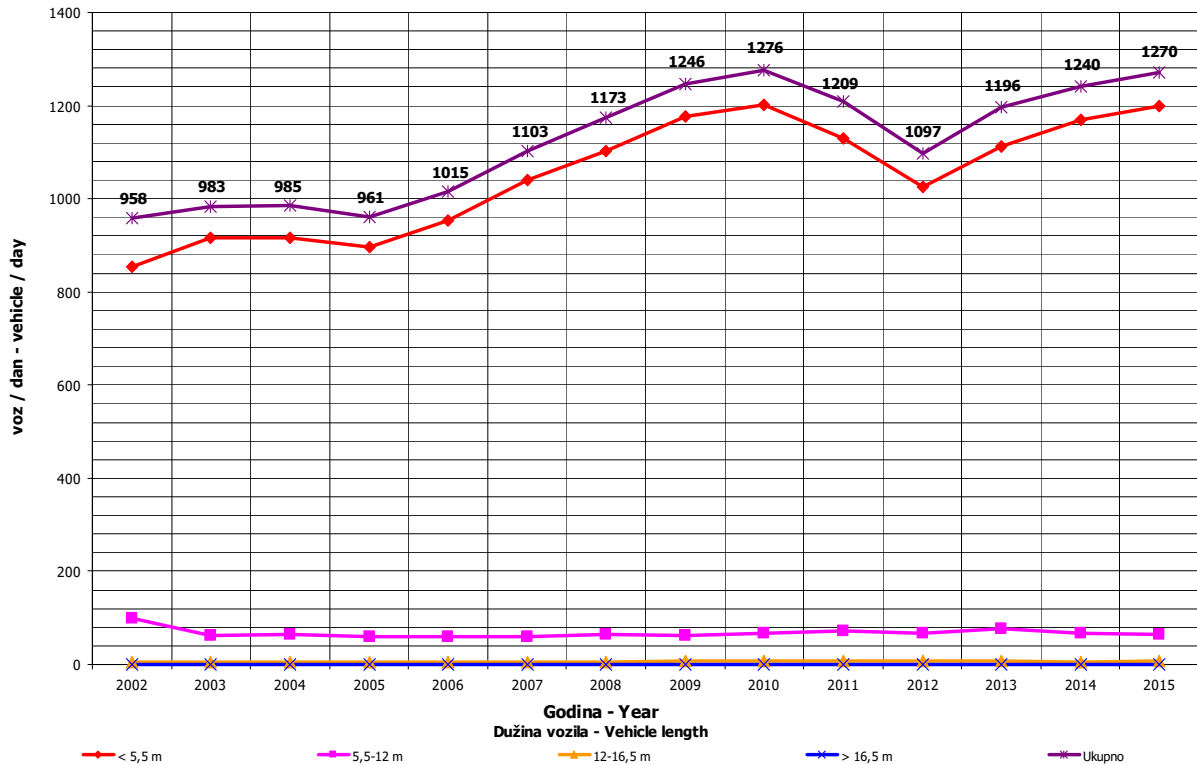
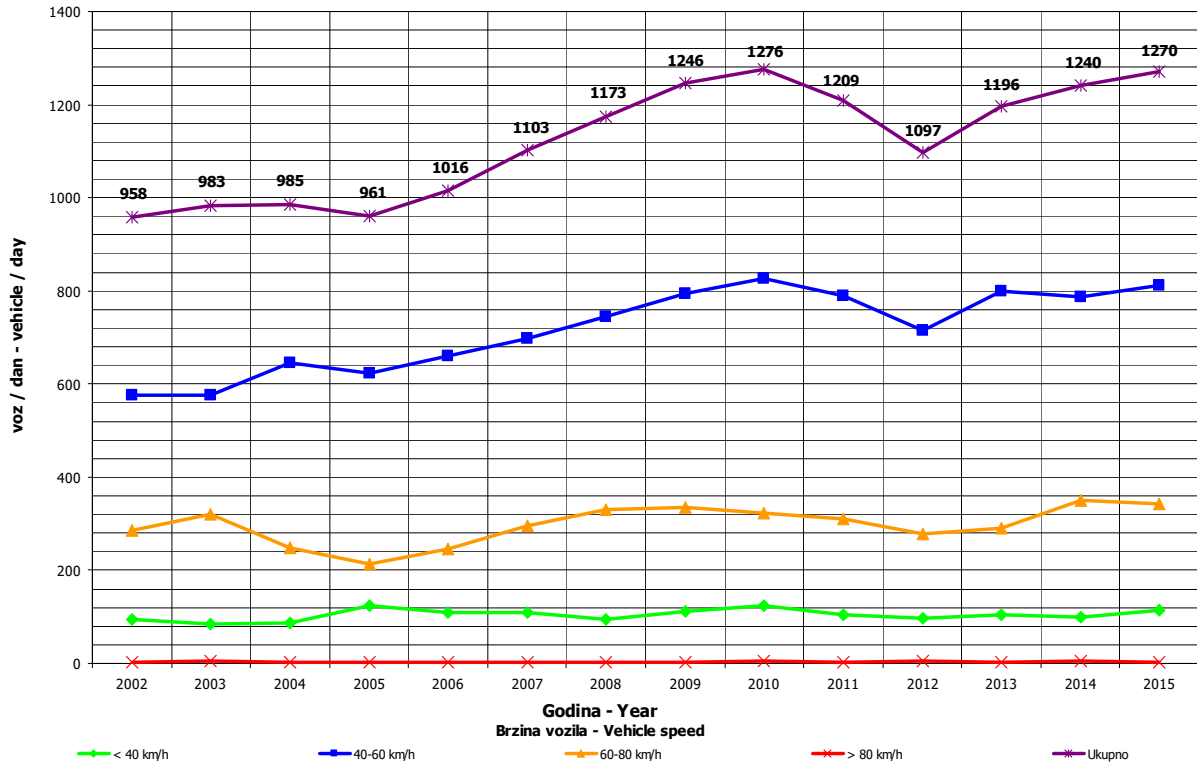
000044  
 Rudo Polje / 34+434,00  
 M 6.1 / Klanci - Gacko 2

Month	Direction	minimum hour		maximum hour		veh/h	minimum day		maximum day		day time average (5-21 h)	night average (21-05 h)	working day average	weekend average	summer average
		date/day	hour	date/day	hour		date/day	veh/day	date/day	veh/day					
January	I	2/Friday	3	30/Friday	6	75	4/Sunday	352	20/Tuesday	699	421	69	273	217	
	II	2/Friday	2	19/Monday	13	86	4/Sunday	370	20/Tuesday	677	412	76	271	217	
	I+II	2/Friday	3	19/Monday	18	130	4/Sunday	722	20/Tuesday	1376	833	145	544	434	
February	I	1/Sunday	4	9/Monday	6	77	18/Wednesday	244	27/Friday	574	400	58	333	124	
	II	1/Sunday	4	13/Friday	15	75	18/Wednesday	233	27/Friday	617	394	62	331	125	
	I+II	1/Sunday	4	28/Saturday	14	108	18/Wednesday	477	27/Friday	1191	794	120	664	250	
March	I	1/Sunday	4	16/Monday	4	86	25/Wednesday	451	13/Friday	623	456	73	376	153	
	II	1/Sunday	4	20/Friday	15	79	1/Sunday	429	13/Friday	670	450	74	376	148	
	I+II	1/Sunday	4	17/Tuesday	14	119	25/Wednesday	898	13/Friday	1293	906	147	753	301	
April	I	1/Wednesday	2	10/Friday	6	79	1/Wednesday	536	12/Sunday	804	542	86	414	214	
	II	2/Thursday	4	10/Friday	14	99	5/Sunday	514	10/Friday	802	539	89	419	210	
	I+II	8/Wednesday	4	12/Sunday	11	148	5/Sunday	1059	10/Friday	1552	1081	176	833	424	
May	I	1/Friday	4	21/Thursday	6	88	14/Thursday	526	22/Friday	777	572	92	437	227	
	II	1/Friday	2	28/Tuesday	13	102	10/Sunday	523	22/Friday	801	568	93	438	223	
	I+II	4/Monday	3	3/Sunday	14	147	14/Thursday	1056	22/Friday	1578	1140	184	875	450	
June	I	2/Tuesday	2	1/Monday	6	86	24/Wednesday	589	11/Thursday	803	561	100	493	168	661
	II	2/Tuesday	1	12/Friday	15	90	28/Sunday	559	11/Thursday	838	567	91	494	165	659
	I+II	3/Wednesday	4	11/Thursday	11	146	28/Sunday	1152	11/Thursday	1641	1128	191	987	333	1320
July	I	8/Wednesday	2	20/Monday	6	94	2/Thursday	600	31/Friday	884	605	117	538	183	722
	II	1/Wednesday	2	24/Friday	15	95	2/Thursday	608	31/Friday	902	606	108	534	181	715
	I+II	29/Wednesday	3	21/Tuesday	15	132	2/Thursday	1208	31/Friday	1786	1211	226	1072	365	1437
August	I	5/Wednesday	2	2/Sunday	18	181	12/Wednesday	715	2/Sunday	1725	723	123	535	312	846
	II	7/Friday	4	16/Sunday	15	253	31/Monday	685	2/Sunday	1646	724	114	527	311	838
	I+II	18/Tuesday	3	2/Sunday	11	309	6/Thursday	1410	2/Sunday	3371	1447	237	1062	622	1684
September	I	2/Wednesday	3	7/Monday	6	98	1/Tuesday	661	4/Friday	827	642	88	541	188	729
	II	3/Thursday	2	4/Friday	15	102	27/Sunday	619	4/Friday	859	634	91	541	184	725
	I+II	3/Thursday	2	25/Friday	15	134	1/Tuesday	1325	4/Friday	1686	1276	179	1082	372	1454
October	I	4/Sunday	4	28/Wednesday	7	95	19/Monday	544	27/Tuesday	827	597	88	489	197	
	II	1/Thursday	1	16/Friday	15	95	18/Sunday	545	9/Friday	858	601	89	497	193	
	I+II	5/Monday	4	4/Sunday	12	138	20/Tuesday	1117	9/Friday	1677	1199	177	986	390	
November	I	1/Sunday	2	4/Wednesday	12	108	28/Saturday	554	4/Wednesday	881	588	78	470	196	
	II	4/Wednesday	2	4/Wednesday	11	133	29/Sunday	547	20/Friday	947	586	80	479	186	
	I+II	5/Thursday	2	4/Wednesday	11	236	28/Saturday	1110	4/Wednesday	1750	1174	158	950	382	
December	I	1/Tuesday	1	4/Friday	6	85	21/Monday	307	18/Friday	876	485	69	417	136	
	II	2/Wednesday	4	17/Thursday	17	96	20/Sunday	279	17/Thursday	826	473	69	413	128	
	I+II	8/Thursday	3	17/Thursday	17	150	21/Monday	606	18/Friday	1519	958	137	831	264	
Year	I	2.1./Friday	3	2.1./Friday	18	181	18.2./Wednesday	244	2.8./Sunday	1725	550	87	642	625	740
	II	2.1./Friday	2	16.8./Sunday	15	253	18.2./Wednesday	233	2.8./Sunday	1646	547	86	643	613	735
	I+II	2.1./Friday	3	2.8./Sunday	11	309	18.2./Wednesday	477	2.8./Sunday	3371	1097	173	1285	1238	1475

## GODIŠNJA NERAVNOMJERNOST SAOBRAĆAJNOG TOKA TRAFFIC FLOW ANNUAL VARIATION

Automatski brojač broj - Automatic counter number  
 Lokalizet - Location / Stacionaža - Mileage [km+m]  
 Broj puta - Road number / Dionica - Section

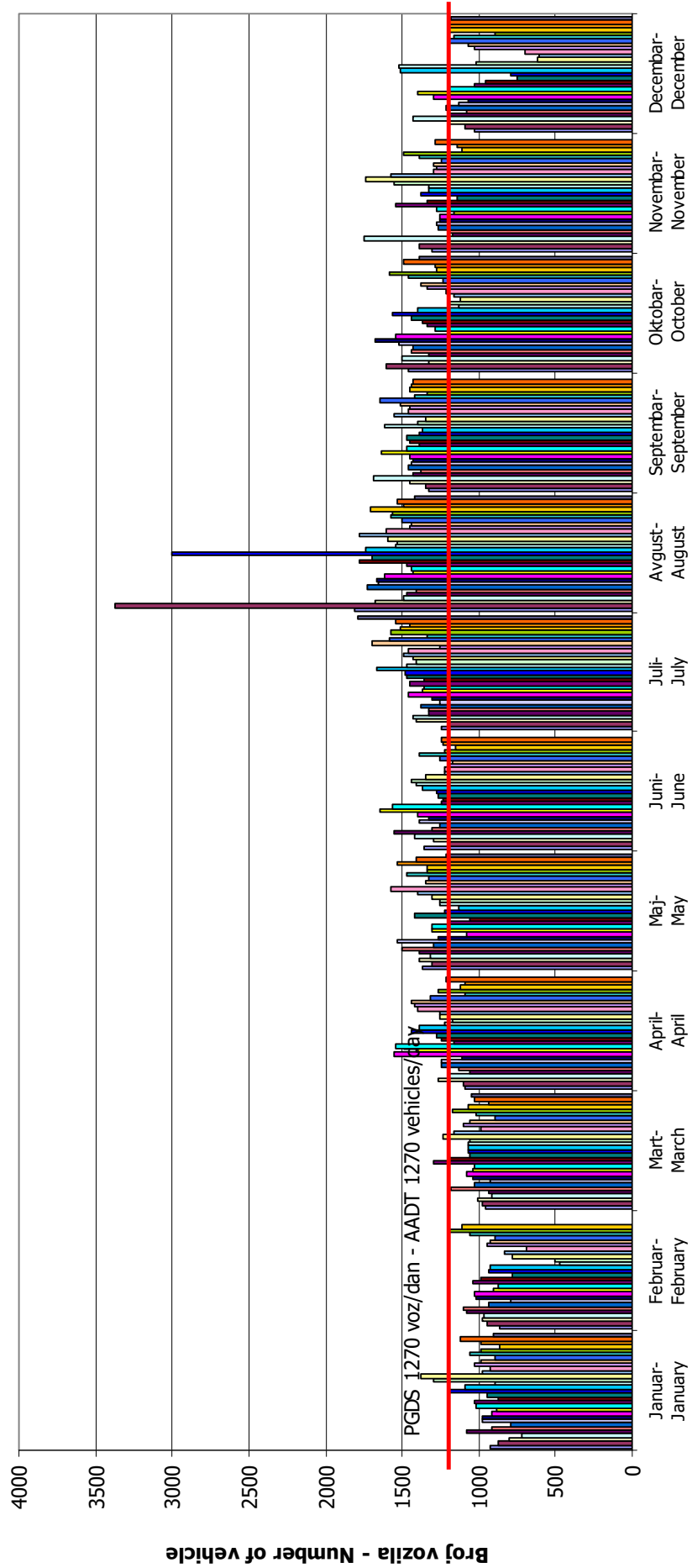
000044  
 Rudo Polje / 34+434,00  
 M 6.1 / Klanci - Gacko 2



**DNEVNA NERAVNOMJERNOST SAOBRAĆAJNOG TOKA  
 TRAFFIC FLOW DAILY VARIATION**

Automatski brojač broj - Automatic counter number  
 Lokalizet - Location / Stacionaža - Mileage [km+tm]  
 Broj puta - Road number/ Dionica - Section

000044  
 Rudo Polje / 34+434,00  
 M 6.1 / Klanci - Gacko 2

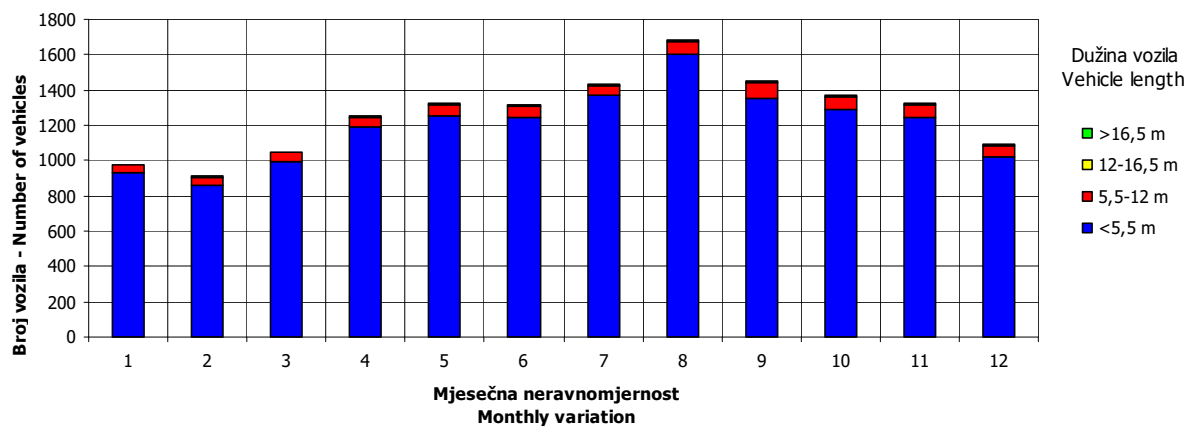
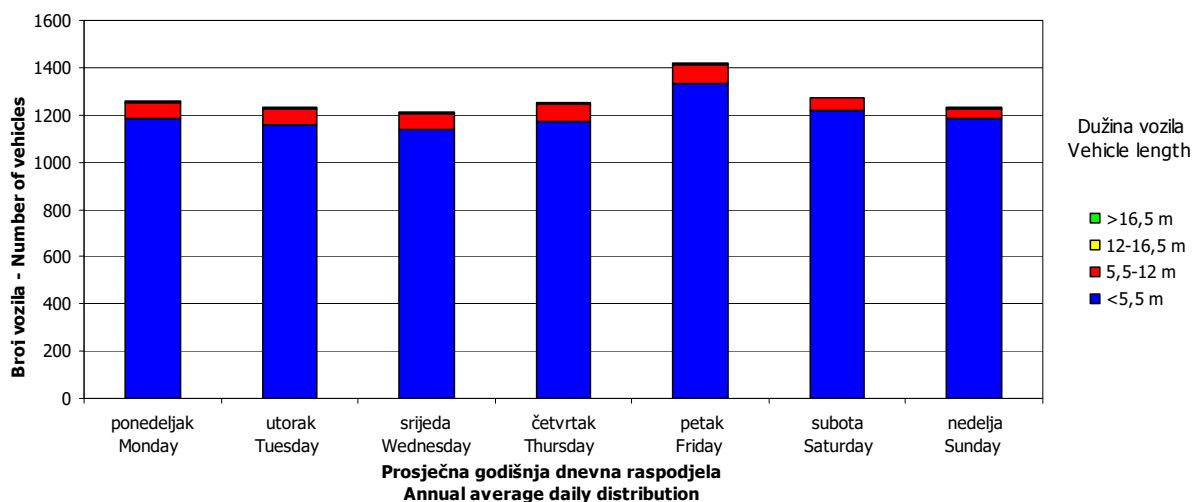
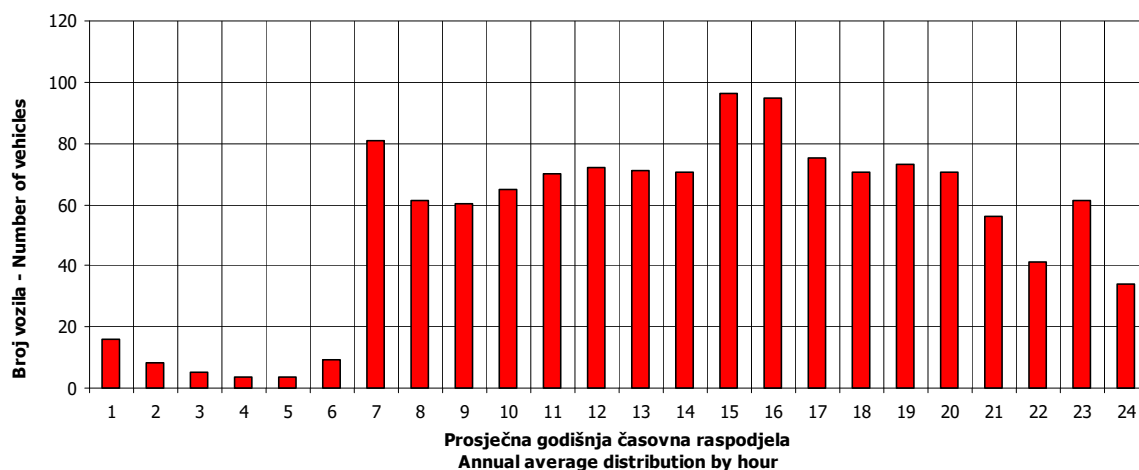


## VREMENSKA RASPODJELA SAOBRAĆAJNOG TOKA TRAFFIC FLOW TIME DISTRIBUTION

Automatski brojač broj - Automatic counter number  
 Lokalizet - Location / Stacionaža - Mileage [km+m]  
 Broj puta - Road number / Dionica - Section

000044  
 Rudo Polje / 34+434,00  
 M 6.1 / Klanci - Gacko 2

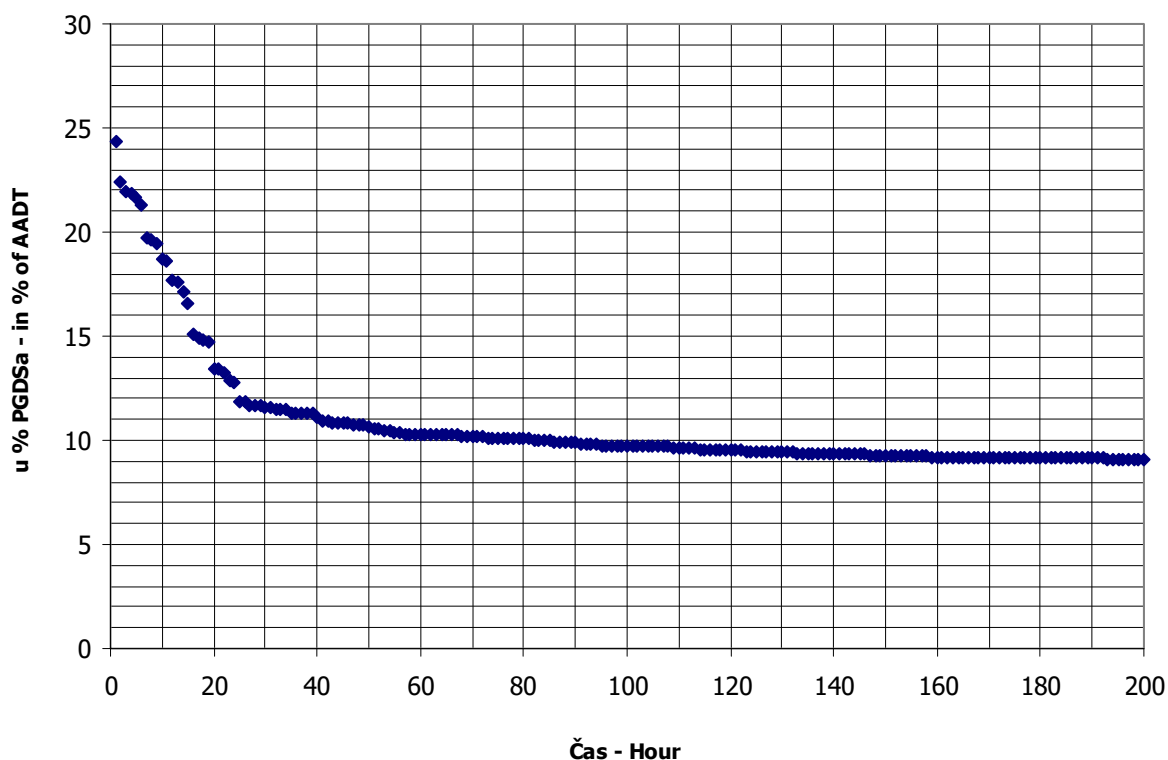
**PGDS 1270 voz/dan    AADT 1270 veh/day**



## SATNA DISTRIBUCIJA SAOBRAĆAJNOG TOKA TRAFFIC FLOW HOURLY DISTRIBUTION

Automatski brojač broj - Automatic counter number 000044  
 Lokalitet - Location / Stacionaža - Mileage [km+m] Rudo Polje / 34+434,00  
 Broj puta - Road number / Dionica - Section M 6.1 / Klanci - Gacko 2

<b>PGDS - AADT</b>	<b>1270 voz/dan - veh/day</b>							
Čas - Hour	Maksimalni vršni sat - Maximum peak hour	10	20	30	40	50	100	200
Sat u danu - Hour of day	11	11	12	15	14	6	16	18
Sat u godini - Hour in year	5123	7379	5460	8271	7766	5310	7744	4962
Dan - Day of week	nedjelja - Sunday	srijeda - Wednesday	nedjelja - Sunday	petak - Friday	petak - Friday	ponedeljak - Monday	četvrtak - Thursday	nedjelja - Sunday
Datum - Date	2	4	16	11	20	10	19	26
Mjesec - Month	avgust - August	novembar - November	avgust - August	decembar - December	novembar - November	avgust - August	novembar - November	juli - July
Vrijednost - Value	309	236	170	147	139	134	124	115
% - percent	24.33	18.58	13.39	11.57	10.94	10.55	9.76	9.06



**BROJANJE VOZILA NA MREŽI PUTEVA U REPUBLICI SRPSKOJ – 2015. GODINA**  
**VEHICLE COUNTING ON THE ROAD NETWORK OF THE REPUBLIC OF SRPSKA – YEAR 2015**

**MJESEČNI BROJ VOZILA**  
**MONTHLY NUMBER OF VEHICLES**

Automatski brojač broj - Automatic counter number  
 Lokalitet - Location / Stacionaža - Mileage [km+m]  
 Broj puta - Road number / Dionica - Section

000045  
 Korita / 13+986,00  
 M 20 / Krivača - Avtovac 1

	Mjesec - Month											
	Januar- January	Februar- February	Mart- March	April- April	Maj- May	Jun- June	Jul- July	August- August	Septembar- September	Oktobar- October	Novembar- November	Decembar- December
1	437	444	181	1005	1376	1205	1471	2736	1431	1216	1179	823
2	276	466	256	1061	1072	1071	1491	2656	1381	1388	1165	819
3	203	515	305	1215	1650	1124	1751	2293	1426	1106	953	886
4	601	498	355	900	1320	1250	1808	1993	1774	947	980	1136
5	595	407	403	985	1383	1532	1848	1855	1781	932	993	948
6	672	566	916	1006	1476	1485	1692	1815	1590	922	1184	780
7	682	458	770	1156	1329	1450	1616	2185	1426	1038	894	964
8	714	438	769	1042	1470	1353	1521	2887	1460	1169	917	942
9	814	558	870	1004	1100	1439	1919	3254	1257	1456	927	850
10	642	502	872	1246	1160	1391	2124	2404	1507	1124	973	961
11	516	498	790	1222	1138	1446	2097	1994	1734	1109	947	1147
12	653	273	849	1046	1258	1728	1990	1859	1522	1003	1048	882
13	727	377	1093	946	1109	1482	1801	1999	1416	1013	1217	673
14	637	350	935	1008	1200	1911	1902	2449	1242	1013	1005	764
15	775	353	880	1137	1423	1386	1766	2551	1323	1133	1011	660
16	942	358	907	1826	1092	1414	1753	2862	1279	1310	1182	612
17	647	294	956	1315	1114	1437	2101	2062	1366	1114	741	600
18	530	262	920	1006	1149	1348	2342	2057	1561	972	602	891
19	552	306	923	838	1288	1760	2815	2432	1477	923	878	736
20	504	437	1120	1383	1204	1884	2298	1833	1539	923	1601	501
21	555	442	941	1287	1333	1586	1760	1996	1322	1022	1383	524
22	920	242	732	1156	1462	1280	1786	2252	1292	1106	1015	631
23	873	377	943	1182	1172	1266	1825	2262	1219	1133	1148	719
24	889	422	905	1378	1431	1415	2207	1805	1388	1005	1151	793
25	855	456	818	1187	1250	1430	2263	1720	1368	976	1075	920
26	1030	531	912	1142	1192	1569	2142	1880	1338	1224	1150	884
27	718	320	1136	1212	1139	1803	1802	1857	1253	1275	1266	609
28	624	250	1019	1054	1225	1924	1809	1898	1192	1149	817	947
29	387		856	1145	1516	1657	2112	2048	1132	1261	861	787
30	750		934	1522	1315	1863	2246	2072	1164	1452	920	1108
31	615		942		1386		2756	1505		1205		984
Ukupno- Total	20335	11400	25208	34612	39732	44889	60814	67471	42160	34619	31183	25481
Prosjek- Average	656	407	813	1154	1282	1496	1962	2176	1405	1117	1039	822
Godšnji prosjek (PGDS) - Annual average (AADT)												12011



**BROJANJE VOZILA NA MREŽI PUTEVA U REPUBLICI SRPSKOJ – 2015. GODINA**  
**VEHICLE COUNTING ON THE ROAD NETWORK OF THE REPUBLIC OF SRPSKA – YEAR 2015**

**STRUKTURA SAOBRAĆAJNOG TOKA**  
**TRAFFIC FLOW COMPOSITION**

Automatski brojač broj - Automatic counter number  
 Lokalitet - Location / Stacionaža - Mileage [km+m]  
 Broj puta - Road number / Dionica - Section

000045  
 Korita / 13+986,00  
 M 20 / Krivača - Avtovac 1

Mjesec - Month	Smjer - Direction	Dužina vozila - Vehicle length								Ukupno - Total
		< 5,5 m	(%)	5,5 - 12 m	(%)	12 - 16,5 m	(%)	> 16,5 m	(%)	
Januar - January	I	8678	87.5	1032	10.4	188	1.9	24	0.2	9922
	II	9298	89.3	898	8.6	214	2.1	3	0.0	10413
	ukupno - total	17979	88.4	1927	9.5	402	2.0	27	0.1	20335
Februar - February	I	4897	87.5	582	10.4	106	1.9	13	0.2	5598
	II	5180	89.3	500	8.6	119	2.1	2	0.0	5802
	ukupno - total	10079	88.4	1080	9.5	226	2.0	15	0.1	11400
Mart - March	I	10990	87.5	1307	10.4	238	1.9	30	0.2	12566
	II	11288	89.3	1090	8.6	260	2.1	4	0.0	12642
	ukupno - total	22288	88.4	2388	9.5	499	2.0	33	0.1	25208
April - April	I	15089	87.5	1794	10.4	327	1.9	42	0.2	17252
	II	15501	89.3	1497	8.6	356	2.1	6	0.0	17360
	ukupno - total	30602	88.4	3279	9.5	685	2.0	46	0.1	34612
Maj - May	I	17418	87.5	2071	10.4	378	1.9	48	0.2	19915
	II	17695	89.3	1709	8.6	407	2.1	6	0.0	19817
	ukupno - total	35129	88.4	3764	9.5	786	2.0	53	0.1	39732
Juni - June	I	18643	87.5	2216	10.4	404	1.9	51	0.2	21315
	II	21049	89.3	2033	8.6	484	2.1	8	0.0	23574
	ukupno - total	39689	88.4	4253	9.5	888	2.0	59	0.1	44889
Juli - July	I	25344	87.5	3013	10.4	550	1.9	70	0.2	28976
	II	28428	89.3	2745	8.6	654	2.1	10	0.0	31838
	ukupno - total	53769	88.4	5762	9.5	1203	2.0	80	0.1	60814
Avgust - August	I	30662	87.5	3645	10.4	665	1.9	84	0.2	35057
	II	28943	89.3	2795	8.6	666	2.1	11	0.0	32414
	ukupno - total	59654	88.4	6392	9.5	1335	2.0	89	0.1	67471
Septembar - September	I	19320	87.5	2297	10.4	419	1.9	53	0.2	22089
	II	17921	89.3	1731	8.6	412	2.1	7	0.0	20071
	ukupno - total	37276	88.4	3994	9.5	834	2.0	56	0.1	42160
Oktobar - October	I	15311	87.5	1820	10.4	332	1.9	42	0.2	17505
	II	15281	89.3	1476	8.6	351	2.1	6	0.0	17114
	ukupno - total	30608	88.4	3280	9.5	685	2.0	46	0.1	34619
Novembar - November	I	13650	87.5	1623	10.4	296	1.9	38	0.2	15606
	II	13909	89.3	1343	8.6	320	2.1	5	0.0	15577
	ukupno - total	27570	88.4	2954	9.5	617	2.0	41	0.1	31183
Decembar - December	I	11374	87.5	1352	10.4	247	1.9	31	0.2	13004
	II	11141	89.3	1076	8.6	256	2.1	4	0.0	12477
	ukupno - total	22529	88.4	2414	9.5	504	2.0	34	0.1	25481
Ukupno (godišnje) - Total (annual)	I	191375	87.5	22752	10.4	4152	1.9	527	0.2	218806
	II	195636	89.3	18893	8.6	4499	2.1	71	0.0	219098
	ukupno - total	387173	88.4	41487	9.5	8665	2.0	579	0.1	437904
Prosjeak (PGDS) - Average (AADT)	I	524	85.9	62	11.1	11	2.7	1	0.3	599
	II	536	86.6	52	10.4	12	3.0	0	0.0	600
	ukupno - total	1061	88.3	114	9.5	24	2.0	2	0.1	1201

**BRONANJE VOZILA NA MREŽI PUTEVA U REPUBLICI SRPSKOJ – 2015. GODINA**  
**VEHICLE COUNTING ON THE ROAD NETWORK OF THE REPUBLIC OF SRPSKA – YEAR 2015**

**SAOBRAĆAJNI POKAZATELJI**

000045  
 Korita / 13+986,00  
 M 20 / Krivača - Avtovac 1

Automatski brojač broj  
 Lokalizirano / Stacionaža [km+m]  
 Broj puta / Dionica

Mjesec	Smjer	minimalni čas		maksimalni čas		voz/dan	voz/dan	maksimalni dan	voz/dan	dnevni prosjek (05-21 h)	noćni prosjek (21-05 h)	prosjek radnim danom	prosjek vikendom	ljetni prosjek
		datum/dan	čas	datum/dan	čas									
Januar	I	1/četvrtak	0	16/petak	9	52	94	26/ponedjeljak	483	288	33	178	142	
	II	1/četvrtak	20	9/petak	15	63	109	26/ponedjeljak	547	302	33	187	149	
	I+II	1/četvrtak	20	26/ponedjeljak	18	108	203	26/ponedjeljak	1030	590	66	365	291	
Februar	I	1/nedjelja	2	6/petak	14	35	118	28/subota	266	185	15	147	53	
	II	1/nedjelja	2	6/petak	15	43	119	22/nedjelja	300	192	15	154	53	
	I+II	1/nedjelja	2	6/petak	14	75	242	22/nedjelja	566	377	30	301	106	
Mart	I	1/nedjelja	4	13/petak	15	53	80	1/nedjelja	581	369	36	290	115	
	II	1/nedjelja	2	27/petak	16	72	101	1/nedjelja	572	370	38	294	113	
	I+II	2/ponedjeljak	0	13/petak	15	116	181	27/petak	1136	739	75	585	228	
April	I	1/srijeda	2	16/četvrtak	14	79	424	19/nedjelja	988	519	56	399	176	
	II	3/petak	1	17/petak	14	90	414	19/nedjelja	838	513	66	404	174	
	I+II	9/četvrtak	2	16/četvrtak	16	145	838	16/četvrtak	1826	1032	122	803	351	
Maj	I	2/subota	3	3/nedjelja	12	84	540	9/subota	913	565	77	422	220	
	II	2/subota	1	3/nedjelja	8	91	521	2/subota	790	563	76	412	228	
	I+II	12/utorak	2	8/petak	16	141	1072	2/subota	1650	1128	154	834	447	
Juni	I	1/ponedjeljak	2	28/nedjelja	10	82	518	2/utorak	1001	620	91	497	214	711
	II	23/utorak	1	12/petak	15	89	553	2/utorak	1105	682	104	548	237	785
	I+II	23/utorak	1	12/petak	15	139	1071	2/utorak	1924	1302	194	1045	451	1496
Juli	I	15/srijeda	1	24/petak	13	102	686	1/rijedna	1304	817	118	675	259	935
	II	29/srijeda	0	18/subota	13	130	773	8/srijeda	1511	886	141	728	299	1027
	I+II	1/srijeda	1	19/nedjelja	10	215	1471	1/srijeda	2815	1702	259	1404	558	1962
Avgust	I	30/nedjelja	3	9/nedjelja	11	147	716	31/ponedjeljak	1573	996	135	702	429	1131
	II	25/utorak	3	16/nedjelja	19	124	767	25/utorak	1681	906	140	650	396	1046
	I+II	25/utorak	3	9/nedjelja	12	259	1505	31/ponedjeljak	3254	1902	275	1351	825	2176
Septembar	I	4/petak	2	12/subota	13	91	578	30/srijeda	958	662	74	522	214	736
	II	21/ponedjeljak	3	11/petak	16	87	544	29/utorak	845	597	72	487	183	669
	I+II	4/petak	2	4/petak	16	152	1132	29/utorak	1781	1260	146	1008	397	1405
Oktobar	I	4/nedjelja	2	9/petak	6	63	444	5/ponedjeljak	745	509	55	409	155	
	II	6/utorak	0	30/petak	16	87	449	6/utorak	722	498	55	400	153	
	I+II	13/utorak	2	30/petak	16	136	922	6/utorak	1456	1006	110	808	308	
Novembar	I	3/utorak	2	27/petak	14	72	285	18/srijeda	843	476	44	372	149	
	II	1/nedjelja	2	20/petak	15	92	317	18/srijeda	758	475	45	365	154	
	I+II	3/utorak	2	20/petak	15	147	602	20/petak	1601	951	89	737	303	
Decembar	I	1/utorak	1	11/petak	6	61	225	20/nedjelja	595	381	38	322	97	
	II	2/srijeda	2	4/petak	16	71	270	29/utorak	563	363	40	306	97	
	I+II	6/nedjelja	2	11/petak	16	118	501	20/nedjelja	1147	744	78	628	194	
Godina	I	1.1./četvrtak	0	9.8./nedjelja	11	147	80	1.3./nedjelja	1573	535	65	598	602	881
	II	1.1./četvrtak	20	18.7./subota	13	130	101	1.3./nedjelja	1681	531	69	598	606	884
	I+II	1.1./četvrtak	20	9.8./nedjelja	12	259	181	1.3./nedjelja	3254	1066	134	1196	1207	1765

**BROJANJE VOZILA NA MREŽI PUTEVA U REPUBLICI SRPSKOJ – 2015. GODINA**  
**VEHICLE COUNTING ON THE ROAD NETWORK OF THE REPUBLIC OF SRPSKA – YEAR 2015**

**TRAFFIC PARAMETERS**

Automatic counter number  
 Location / Mileage [km+m]  
 Road number / Section

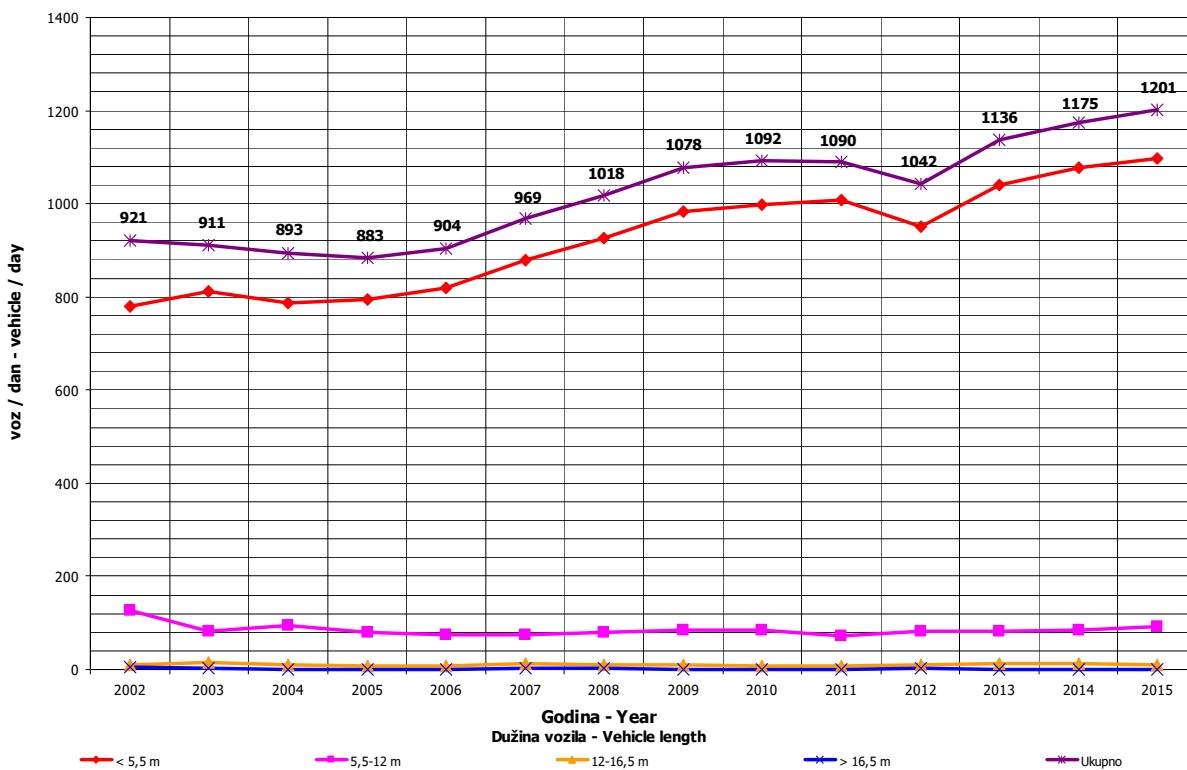
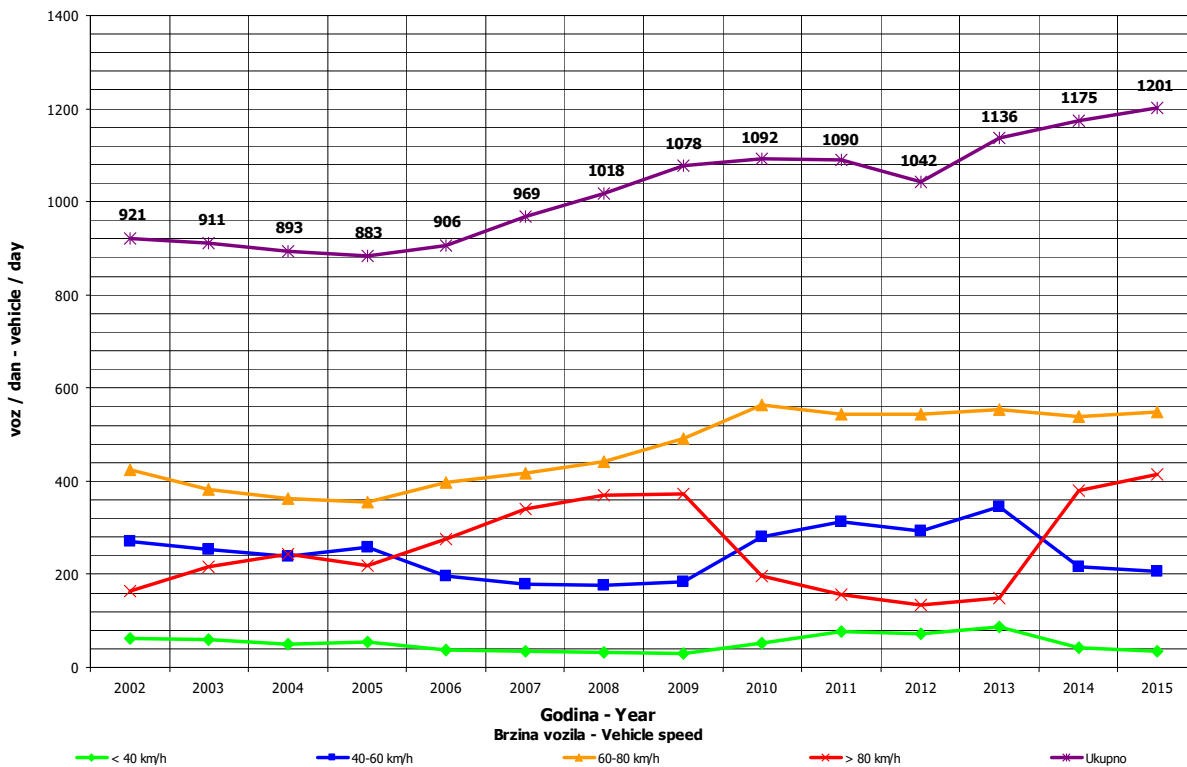
000045  
 Korita / 13+986,00  
 M 20 / Krivača - Avtovac 1

Month	Direction	minimum hour		maximum hour		veh/h	minimum day		maximum day		day time average (5-21 h)	night average (21-05 h)	working day average	weekend average	summer average
		date/day	hour	date/day	hour		date/day	veh/day	date/day	veh/day					
January	I	1/Thursday	0	16/Friday	9	52	3/Saturday	94	28/Monday	483	288	33	178	142	
	II	1/Thursday	20	9/Friday	15	63	3/Saturday	109	26/Monday	547	302	33	187	149	
	I+II	1/Thursday	20	26/Monday	18	108	3/Saturday	203	26/Monday	1030	590	66	365	291	
February	I	1/Sunday	2	6/Friday	14	35	28/Saturday	118	6/Friday	266	185	15	147	53	
	II	1/Sunday	2	6/Friday	15	43	2/Sunday	119	6/Friday	300	192	15	154	53	
	I+II	1/Sunday	2	6/Friday	14	75	22/Sunday	242	6/Friday	566	377	30	301	106	
March	I	1/Sunday	4	13/Friday	15	53	1/Sunday	80	20/Friday	581	369	36	290	115	
	II	1/Sunday	2	27/Friday	16	72	1/Sunday	101	27/Friday	572	370	38	294	113	
	I+II	2/Monday	0	13/Friday	15	116	1/Sunday	181	27/Friday	1136	739	75	585	228	
April	I	1/Wednesday	2	16/Thursday	14	79	19/Sunday	424	16/Thursday	988	519	56	399	176	
	II	3/Friday	1	17/Friday	14	90	19/Sunday	414	16/Thursday	838	513	66	404	174	
	I+II	9/Thursday	2	16/Thursday	16	145	19/Sunday	838	16/Thursday	1826	1032	122	803	351	
May	I	2/Saturday	3	3/Sunday	12	84	9/Saturday	540	3/Sunday	913	565	77	422	220	
	II	2/Saturday	1	3/Sunday	8	91	2/Saturday	521	1/Friday	790	563	76	412	228	
	I+II	12/Tuesday	2	8/Friday	16	141	2/Saturday	1072	1/Friday	1650	1128	154	834	447	
June	I	1/Monday	2	28/Sunday	10	82	2/Tuesday	518	28/Sunday	1001	620	91	497	214	711
	II	23/Tuesday	1	12/Friday	15	89	2/Tuesday	553	20/Saturday	1105	682	104	548	237	785
	I+II	23/Tuesday	1	12/Friday	15	139	2/Tuesday	1071	20/Saturday	1924	1302	194	1045	451	1496
July	I	15/Wednesday	1	24/Friday	13	102	1/Wednesday	686	19/Sunday	1304	817	118	675	259	935
	II	29/Wednesday	0	18/Saturday	13	130	8/Wednesday	773	19/Sunday	1511	886	141	728	299	1027
	I+II	1/Wednesday	1	19/Sunday	10	215	1/Wednesday	1471	19/Sunday	2815	1702	259	1404	558	1962
August	I	30/Sunday	3	9/Sunday	11	147	31/Monday	716	9/Sunday	1573	996	135	702	429	1131
	II	25/Tuesday	3	16/Sunday	19	124	25/Tuesday	767	9/Sunday	1681	906	140	650	396	1046
	I+II	25/Tuesday	3	9/Sunday	12	259	31/Monday	1505	9/Sunday	3254	1902	275	1351	825	2176
September	I	4/Friday	2	12/Saturday	13	91	30/Wednesday	578	4/Friday	958	662	74	522	214	736
	II	21/Monday	3	11/Friday	16	87	29/Tuesday	544	5/Saturday	845	597	72	487	183	669
	I+II	4/Friday	2	4/Friday	16	152	29/Tuesday	1132	5/Saturday	1781	1260	146	1008	397	1405
October	I	4/Sunday	2	9/Friday	6	63	5/Monday	444	30/Friday	745	509	55	409	155	
	II	6/Tuesday	0	30/Friday	16	87	6/Tuesday	449	9/Friday	722	498	55	400	153	
	I+II	13/Tuesday	2	30/Friday	16	136	6/Tuesday	922	9/Friday	1456	1006	110	808	308	
November	I	3/Tuesday	2	27/Friday	14	72	18/Wednesday	285	20/Friday	843	476	44	372	149	
	II	1/Sunday	2	20/Friday	15	92	18/Wednesday	317	20/Friday	758	475	45	365	154	
	I+II	3/Tuesday	2	20/Friday	15	147	18/Wednesday	602	20/Friday	1601	951	89	737	303	
December	I	1/Tuesday	1	11/Friday	6	61	20/Sunday	225	30/Wednesday	595	381	38	322	97	
	II	2/Wednesday	2	4/Friday	16	71	29/Tuesday	270	4/Friday	563	363	40	306	97	
	I+II	6/Sunday	2	11/Friday	16	118	20/Sunday	501	11/Friday	1147	744	78	628	194	
Year	I	1.1./Thursday	0	9.8./Sunday	11	147	1.3./Sunday	80	9.8./Sunday	1573	535	65	598	602	881
	II	1.1./Thursday	20	18.7./Saturday	13	130	1.3./Sunday	101	9.8./Sunday	1681	531	69	598	606	884
	I+II	1.1./Thursday	20	9.8./Sunday	12	259	1.3./Sunday	181	9.8./Sunday	3254	1066	134	1196	1207	1765

## GODIŠNJA NERAVNOMJERNOST SAOBRAĆAJNOG TOKA TRAFFIC FLOW ANNUAL VARIATION

Automatski brojač broj - Automatic counter number  
 Lokalitet - Location / Stacionaža - Mileage [km+m]  
 Broj puta - Road number / Dionica - Section

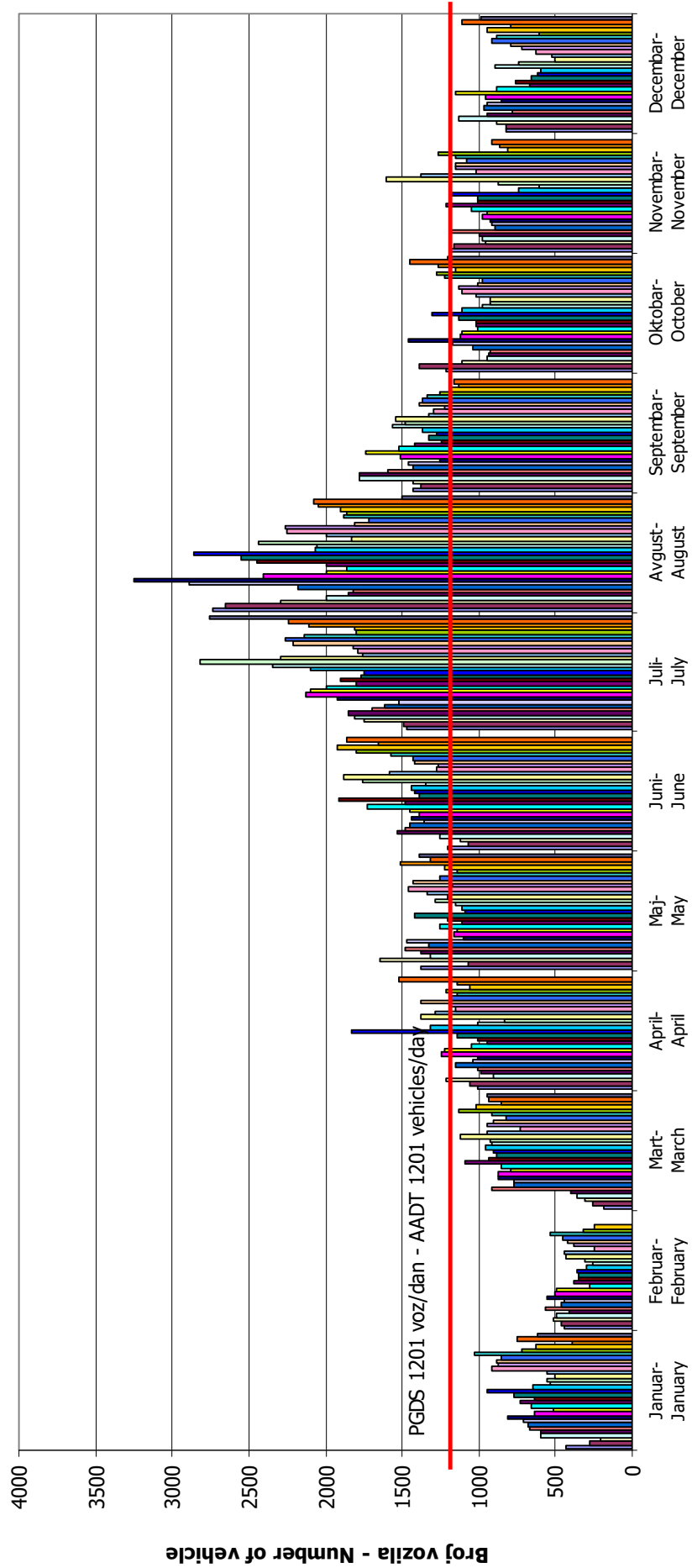
000045  
 Korita / 13+986,00  
 M 20 / Krivača - Avtovac 1



**DNEVNA NERAVNOMJERNOST SAOBRAĆAJNOG TOKA  
 TRAFFIC FLOW DAILY VARIATION**

Automatski brojač broj - Automatic counter number  
 Lokalityet - Location / Stacionaža - Mileage [km+tm]  
 Broj puta - Road number/ Dionica - Section

000045  
 Korita / 13+986,00  
 M 20 / Krivača - Avtovac 1

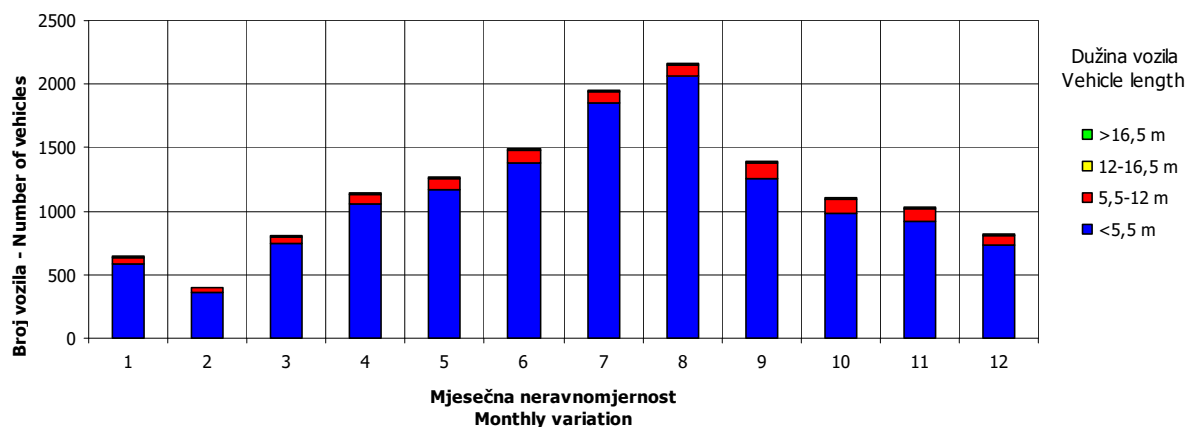
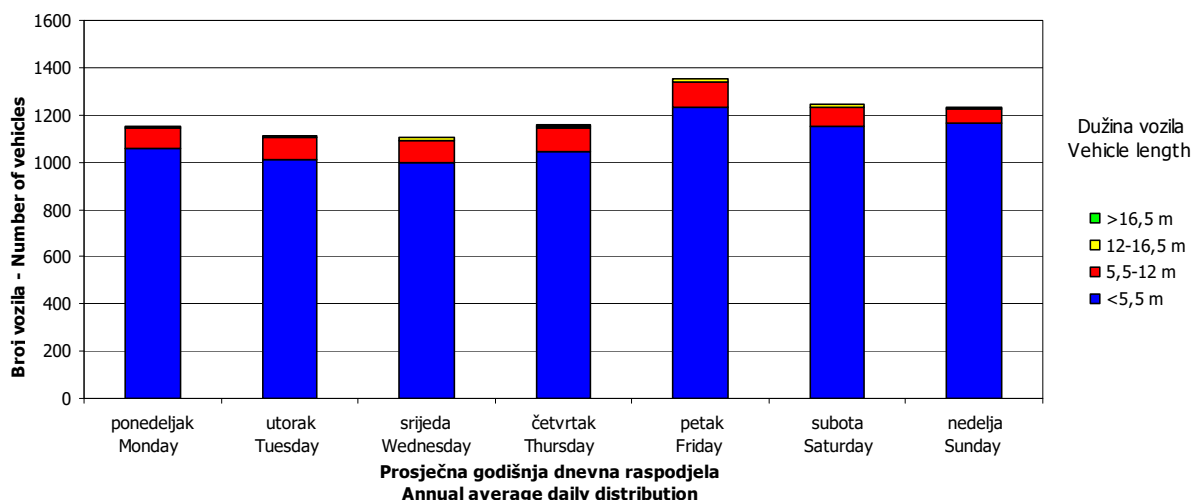
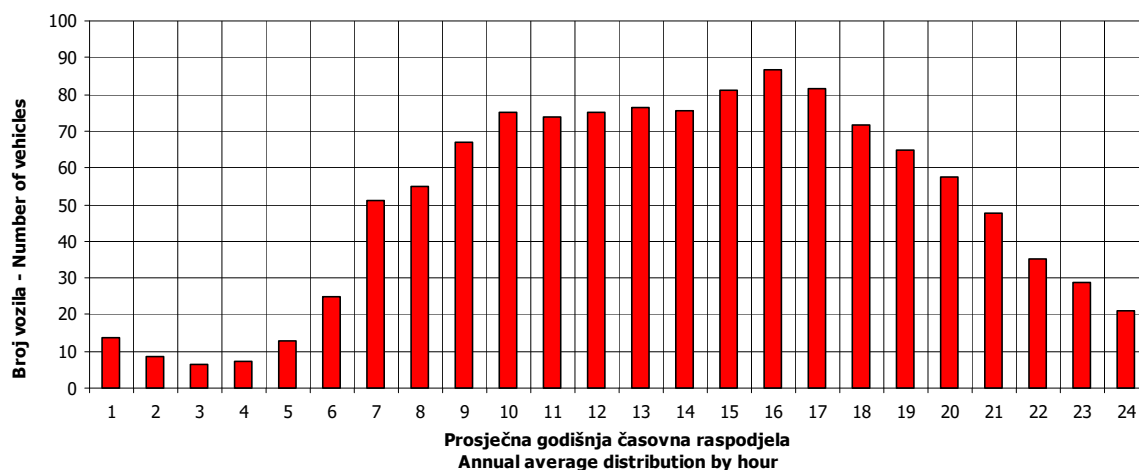


## VREMENSKA RASPODJELA SAOBRAĆAJNOG TOKA TRAFFIC FLOW TIME DISTRIBUTION

Automatski brojač broj - Automatic counter number  
 Lokalizet - Location / Stacionaža - Mileage [km+m]  
 Broj puta - Road number / Dionica - Section

000045  
 Korita / 13+986,00  
 M 20 / Krivača - Avtovac 1

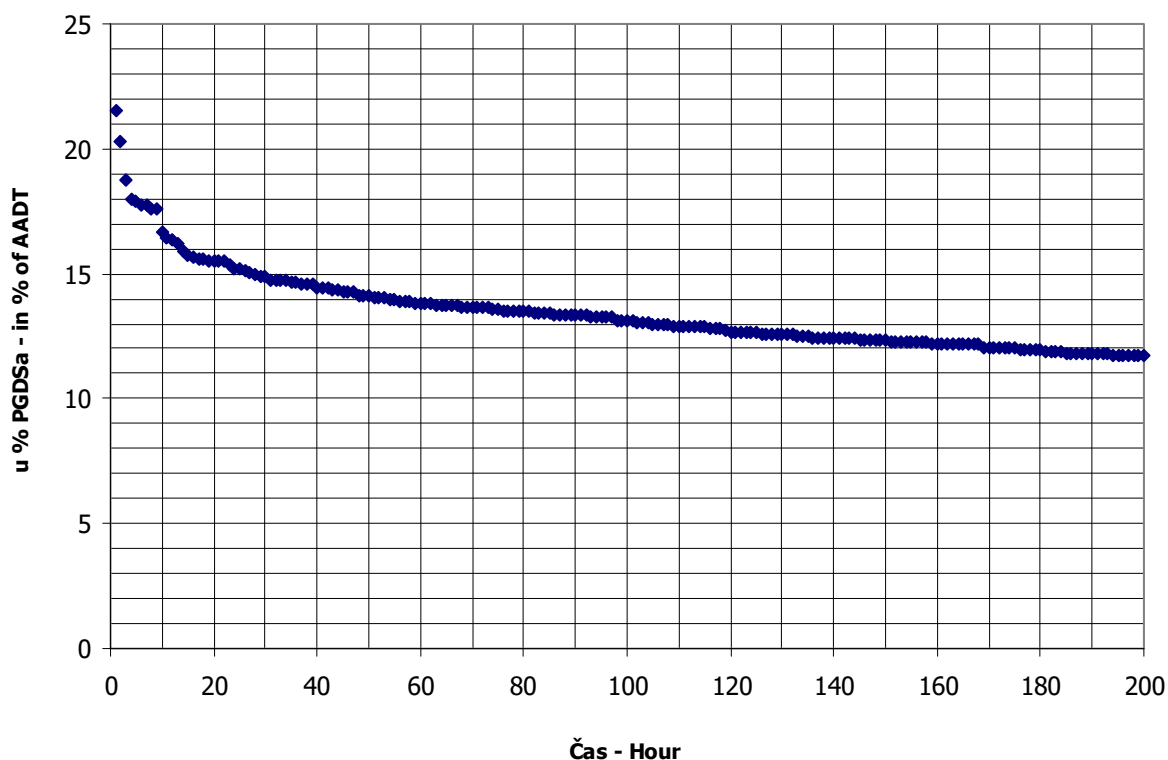
**PGDS 1201 voz/dan    AADT 1201 veh/day**



## SATNA DISTRIBUCIJA SAOBRAĆAJNOG TOKA TRAFFIC FLOW HOURLY DISTRIBUTION

Automatski brojač broj - Automatic counter number 000045  
 Lokalitet - Location / Stacionaža - Mileage [km+m] Korita / 13+986,00  
 Broj puta - Road number / Dionica - Section M 20 / Krivača - Avtovac 1

<b>PGDS - AADT</b>	<b>1201 voz/dan - veh/day</b>							
Čas - Hour	Maksimalni vršni sat - Maximum peak hour	10	20	30	40	50	100	200
Sat u danu - Hour of day	12	12	10	13	9	17	18	12
Sat u godini - Hour in year	5292	5436	5530	4909	5265	4793	5130	5556
Dan - Day of week	nedelja - Sunday	subota - Saturday	srijeda - Wednesday	petak - Friday	subota - Saturday	nedelja - Sunday	nedelja - Sunday	četvrtak - Thursday
Datum - Date	9	15	19	24	8	19	2	20
Mjesec - Month	avgust - August	avgust - August	avgust - August	juli - July	avgust - August	juli - July	avgust - August	avgust - August
Vrijednost - Value	259	197	186	177	173	169	158	141
% - percent	21.57	16.40	15.49	14.74	14.40	14.07	13.16	11.74



**BROJANJE VOZILA NA MREŽI PUTEVA U REPUBLICI SRPSKOJ – 2015. GODINA**  
**VEHICLE COUNTING ON THE ROAD NETWORK OF THE REPUBLIC OF SRPSKA – YEAR 2015**

**MJESEČNI BROJ VOZILA**  
**MONTHLY NUMBER OF VEHICLES**

Automatski brojač broj - Automatic counter number  
 Lokalizet - Location / Stacionaža - Mileage [km+m]  
 Broj puta - Road number / Dionica - Section

000046  
 Aleksina Međa / 6+772,00  
 M 20 / Duži - Aleksina Međa

	Mjesec - Month											
	Januar- January	Februar- February	Mart- March	April- April	Maj- May	Jun- June	Jul- July	August- August	Septembar- September	Oktobar- October	Novembar- November	Decembar- December
1	1144	1388	1634	1847	2155	2070	2158	3379	2316	1969	1761	1390
2	1648	1493	1567	1724	2106	1838	2211	2972	2051	1833	1985	1715
3	1723	1546	1462	1694	2157	1741	2393	3182	1915	1966	1633	1764
4	1494	1323	1471	1984	2150	2180	2854	2807	2495	1785	1772	1727
5	2061	1602	1338	1802	2219	2133	2836	2725	2327	2275	1626	1965
6	2016	1557	1684	1962	2082	2350	2538	3196	2207	2131	1380	1682
7	1397	1635	1808	1902	2225	2018	2532	3215	2174	2092	1720	1952
8	1426	1412	1606	1715	2159	2019	2889	3573	2162	1741	1409	1898
9	1769	1699	1886	1574	2144	2290	2967	3451	2168	2045	1676	1852
10	1620	1530	1666	2119	1953	2147	3029	3429	2084	2274	1646	1980
11	1386	1538	1415	2156	2160	2520	2654	3071	2281	1625	1740	1963
12	1551	1587	1806	1817	1862	2056	3011	3044	2338	1807	1990	1955
13	1476	1710	1478	2147	2037	2543	2955	3236	1988	1939	1884	1504
14	1300	1869	2069	2064	2111	2445	3118	3210	1870	2081	2097	1566
15	1414	1536	1691	2021	1894	2245	3245	3571	1986	2198	1617	1575
16	1607	1702	1890	2237	2128	2344	3264	3358	2197	2197	1717	1763
17	1608	1498	1932	1648	1855	2400	3369	2994	2176	2098	1595	1678
18	1287	748	1545	2099	1943	1780	3582	2895	2190	1748	1547	1686
19	1436	575	1913	1750	2115	2336	3514	2825	2406	2072	1596	1432
20	1752	946	1660	1907	1875	2571	3136	2912	2033	1880	1976	1279
21	1235	1165	2033	1805	2330	2031	3230	2895	2058	1992	2139	1742
22	1324	1307	1919	1887	2250	2113	3271	3206	1982	1635	1735	1484
23	1547	1309	1590	1960	2427	1894	3287	2869	2075	1612	1881	1609
24	1500	1492	1766	2103	2191	2088	3065	2531	2155	1975	1632	1719
25	1243	1477	1538	2242	2135	2265	3620	2524	2058	1775	1796	1595
26	1464	1656	1828	1966	2066	2081	3299	2566	2172	1797	1788	2020
27	1216	1626	2079	1940	2058	2313	3049	2675	2049	1876	1628	1268
28	1339	1901	1841	1806	1874	1928	3266	2632	2073	2106	1565	1826
29	1382		1396	1935	2216	2347	3275	2757	2163	2001	1567	1860
30	1831		1782	2189	2044	2163	3260	2371	2170	2059	1733	1861
31	1873		1709		1883		3241	2401		2069		1772
Ukupno- Total	47069	40827	53002	58002	64804	65249	94118	92472	64319	60653	51831	53082
Prosje- Average	1518	1458	1710	1933	2090	2175	3036	2983	2144	1957	1728	1712
Godšnji prosjek (PGDS) - Annual average (AADT)												2042



**BROJANJE VOZILA NA MREŽI PUTEVA U REPUBLICI SRPSKOJ – 2015. GODINA**  
**VEHICLE COUNTING ON THE ROAD NETWORK OF THE REPUBLIC OF SRPSKA – YEAR 2015**

**STRUKTURA SAOBRAĆAJNOG TOKA**  
**TRAFFIC FLOW COMPOSITION**

Automatski brojač broj - Automatic counter number  
 Lokalizet - Location / Stacionaža - Mileage [km+m]  
 Broj puta - Road number / Dionica - Section

000046  
 Aleksina Međa / 6+772,00  
 M 20 / Duži - Aleksina Međa

Mjesec - Month	Smjer - Direction	Dužina vozila - Vehicle length								Ukupno - Total
		< 5,5 m	(%)	5,5 - 12 m	(%)	12 - 16,5 m	(%)	< 16,5 m	(%)	
Januar - January	I	20629	87.5	2453	10.4	448	1.9	57	0.2	23586
	II	20968	89.3	2025	8.6	482	2.1	8	0.0	23483
	ukupno - total	41616	88.4	4459	9.5	931	2.0	62	0.1	47069
Februar - February	I	17851	87.5	2122	10.4	387	1.9	49	0.2	20409
	II	18231	89.3	1761	8.6	419	2.1	7	0.0	20418
	ukupno - total	36097	88.4	3868	9.5	808	2.0	54	0.1	40827
Mart - March	I	23155	87.5	2753	10.4	502	1.9	64	0.2	26474
	II	23687	89.3	2287	8.6	545	2.1	9	0.0	26528
	ukupno - total	46862	88.4	5021	9.5	1049	2.0	70	0.1	53002
April - April	I	25304	87.5	3008	10.4	549	1.9	70	0.2	28931
	II	25958	89.3	2507	8.6	597	2.1	9	0.0	29071
	ukupno - total	51282	88.4	5495	9.5	1148	2.0	77	0.1	58002
Maj - May	I	28158	87.5	3348	10.4	611	1.9	77	0.2	32194
	II	29118	89.3	2812	8.6	670	2.1	11	0.0	32610
	ukupno - total	57296	88.4	6140	9.5	1282	2.0	86	0.1	64804
Juni - June	I	28292	87.5	3364	10.4	614	1.9	78	0.2	32348
	II	29378	89.3	2837	8.6	676	2.1	11	0.0	32901
	ukupno - total	57690	88.4	6182	9.5	1291	2.0	86	0.1	65249
Juli - July	I	41017	87.5	4876	10.4	890	1.9	113	0.2	46896
	II	42165	89.3	4072	8.6	970	2.1	15	0.0	47222
	ukupno - total	83214	88.4	8917	9.5	1862	2.0	124	0.1	94118
Avgust - August	I	40387	87.5	4802	10.4	876	1.9	111	0.2	46176
	II	41338	89.3	3992	8.6	951	2.1	15	0.0	46296
	ukupno - total	81759	88.4	8761	9.5	1830	2.0	122	0.1	92472
Septembar - September	I	28181	87.5	3350	10.4	611	1.9	78	0.2	32220
	II	28662	89.3	2768	8.6	659	2.1	10	0.0	32099
	ukupno - total	56868	88.4	6094	9.5	1273	2.0	85	0.1	64319
Oktobar - October	I	26563	87.5	3158	10.4	576	1.9	73	0.2	30371
	II	27040	89.3	2611	8.6	622	2.1	10	0.0	30282
	ukupno - total	53626	88.4	5746	9.5	1200	2.0	80	0.1	60653
Novembar - November	I	22615	87.5	2689	10.4	491	1.9	62	0.2	25857
	II	23193	89.3	2240	8.6	533	2.1	8	0.0	25974
	ukupno - total	45826	88.4	4911	9.5	1026	2.0	69	0.1	51831
Decembar - December	I	23265	87.5	2766	10.4	505	1.9	64	0.2	26600
	II	23647	89.3	2284	8.6	544	2.1	9	0.0	26482
	ukupno - total	46932	88.4	5029	9.5	1050	2.0	70	0.1	53082
Ukupno (godišnje) - Total (annual)	I	325418	87.5	38688	10.4	7060	1.9	896	0.2	372062
	II	333383	89.3	32195	8.6	7666	2.1	121	0.0	373366
	ukupno - total	659070	88.4	70623	9.5	14749	2.0	986	0.1	745428
Prosjeak (PGDS) - Average (AADT)	I	892	85.9	106	11.1	19	2.7	2	0.3	1019
	II	913	86.6	88	10.4	21	3.0	0	0.0	1023
	ukupno - total	1806	88.4	193	9.5	40	2.0	3	0.1	2042

**BRONJE VOZILA NA MREZI PUTEVA U REPUBLICI SRPSKOJ – 2015. GODINA**  
**VEHICLE COUNTING ON THE ROAD NETWORK OF THE REPUBLIC OF SRPSKA – YEAR 2015**

**SAO BRAĆAJNI POKAZATELJI**

000046  
 Aleksina Međa / 6+772,00  
 M 20 / Duži - Aleksina Međa

Automatski brojač broj  
 Lokalizirano / Stacionarno [km+m]  
 Broj puta / Dionica

Mjesec	Smjer	minimalni čas		maksimalni čas		minimalni dan		maksimalni dan		dnevni prosjek (05-21 h)	noćni prosjek (21-05 h)	prosjek radnim danom	prosjek vikendom	ljetni prosjek
		datum/dan	čas	voz/h	voz/h	datum/dan	voz/dan	voz/dan						
Januar	I	5/ponedjeljak	5	0	30/petak	16	127	1/četvrtak	608	672	89	388	373	
	II	5/ponedjeljak	4	0	30/petak	14	134	1/četvrtak	536	667	91	388	369	
	I+II	6/utorak	3	0	5/ponedjeljak	16	220	1/četvrtak	1144	1338	180	776	742	
Februar	I	1/nedjelja	3	0	13/petak	17	97	19/četvrtak	288	657	72	509	220	
	II	2/ponedjeljak	2	0	7/subota	14	87	19/četvrtak	287	651	78	513	216	
	I+II	6/petak	2	0	14/subota	14	154	19/četvrtak	575	1308	151	1022	436	
Mart	I	2/ponedjeljak	3	0	22/nedjelja	16	131	13/petak	596	762	92	589	266	
	II	3/utorak	1	0	14/subota	11	100	18/srijeda	649	763	92	605	250	
	I+II	3/utorak	1	0	22/nedjelja	16	174	5/četvrtak	1338	1526	184	1194	516	
April	I	1/srijeda	2	0	16/četvrtak	19	104	2/četvrtak	771	852	113	631	334	
	II	1/srijeda	2	0	2/četvrtak	14	103	8/srijeda	744	852	117	633	336	
	I+II	1/srijeda	2	0	30/četvrtak	19	186	9/četvrtak	1574	1704	229	1264	669	
Maj	I	7/četvrtak	1	0	24/četvrtak	18	131	20/srijeda	847	901	137	665	373	
	II	2/subota	2	0	21/četvrtak	15	123	31/nedjelja	915	921	131	682	370	
	I+II	11/ponedjeljak	2	0	21/četvrtak	15	202	17/nedjelja	1855	1822	269	1347	743	
Juni	I	8/ponedjeljak	3	0	14/nedjelja	18	136	3/srijeda	865	938	140	776	303	1079
	II	1/ponedjeljak	4	0	13/subota	18	130	3/srijeda	876	962	135	793	304	1096
	I+II	1/ponedjeljak	4	1	13/subota	18	227	3/srijeda	1741	1900	275	1568	607	2175
Juli	I	1/srijeda	4	0	19/nedjelja	19	283	1/srijeda	1074	1317	196	1102	411	1513
	II	6/ponedjeljak	2	0	12/nedjelja	14	215	1/srijeda	1084	1356	167	1116	407	1523
	I+II	6/ponedjeljak	2	1	19/nedjelja	19	360	1/srijeda	2158	2673	363	2218	818	3036
Avgust	I	7/petak	2	0	22/subota	19	258	31/ponedjeljak	1185	1301	188	976	513	1490
	II	3/ponedjeljak	2	0	13/četvrtak	15	181	30/nedjelja	1159	1318	175	990	503	1493
	I+II	26/srijeda	3	1	16/nedjelja	19	346	30/nedjelja	2371	2619	363	1967	1016	2983
Septembar	I	5/subota	4	0	4/petak	19	127	14/ponedjeljak	937	963	111	779	295	1074
	II	1/utorak	3	0	6/nedjelja	15	140	14/ponedjeljak	933	956	114	781	289	1070
	I+II	16/srijeda	4	0	6/nedjelja	15	199	14/ponedjeljak	1870	1919	225	1560	584	2144
Oktobar	I	2/petak	4	0	15/četvrtak	16	117	26/ponedjeljak	772	887	92	696	284	
	II	1/četvrtak	3	0	15/četvrtak	15	130	11/nedjelja	792	876	101	702	275	
	I+II	5/ponedjeljak	4	0	15/četvrtak	15	213	23/petak	1612	1764	193	1398	559	
Novembar	I	2/ponedjeljak	2	0	2/ponedjeljak	17	130	8/nedjelja	688	792	70	601	261	
	II	1/nedjelja	4	0	21/subota	11	116	6/petak	682	788	78	607	259	
	I+II	2/ponedjeljak	2	0	21/subota	10	208	6/petak	1380	1579	148	1207	520	
Decembar	I	1/utorak	2	0	11/petak	16	100	20/nedjelja	625	782	76	646	212	
	II	1/utorak	3	0	26/subota	13	123	27/nedjelja	627	773	81	643	211	
	I+II	2/srijeda	4	0	26/subota	10	181	27/nedjelja	1268	1555	157	1290	423	
Godina	I	5.1./ponedjeljak	5	0	19.7./nedjelja	19	283	19.2./četvrtak	288	904	115	1011	1038	1292
	II	5.1./ponedjeljak	4	0	12.7./nedjelja	14	215	19.2./četvrtak	287	909	114	1022	1023	1299
	I+II	6.1./utorak	3	0	19.7./nedjelja	19	360	19.2./četvrtak	575	1813	229	2034	2062	2591

**BROJANJE VOZILA NA MREŽI PUTEVA U REPUBLICI SRPSKOJ – 2015. GODINA**  
**VEHICLE COUNTING ON THE ROAD NETWORK OF THE REPUBLIC OF SRPSKA – YEAR 2015**

**TRAFFIC PARAMETERS**

000046  
 Aleksina Međa / 6+772,00  
 M 20 / Duži - Aleksina Međa

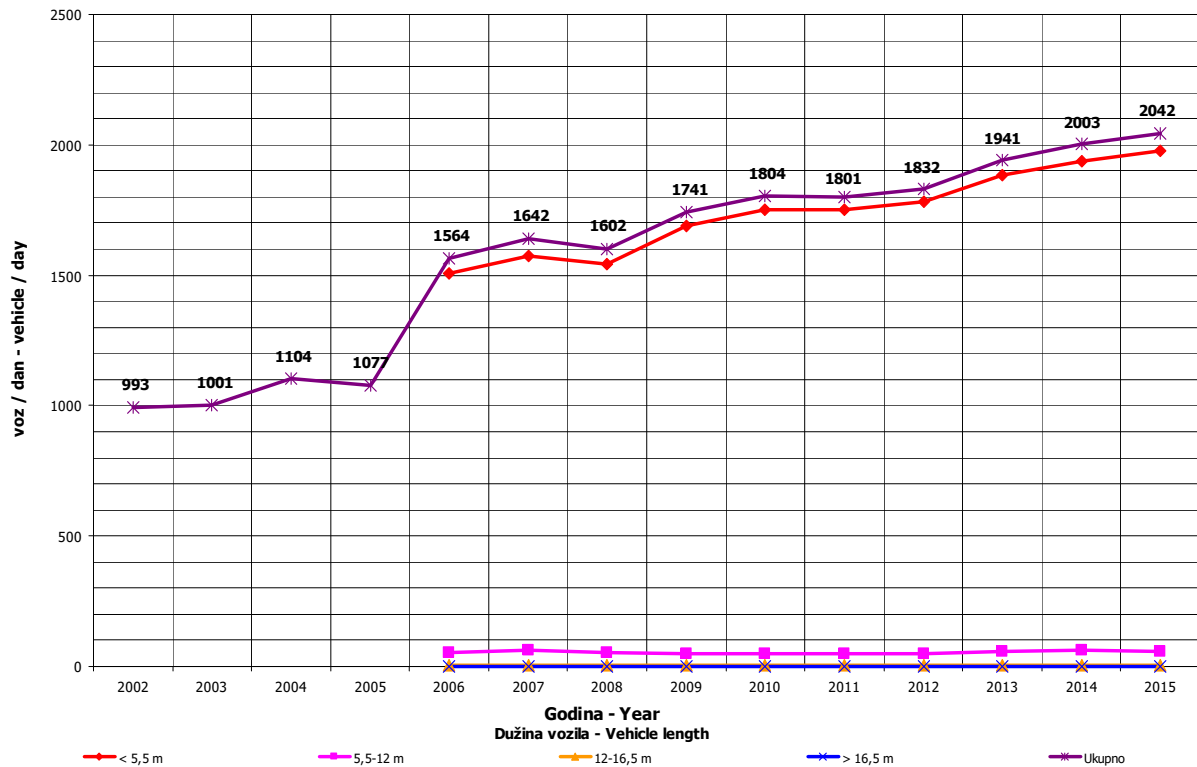
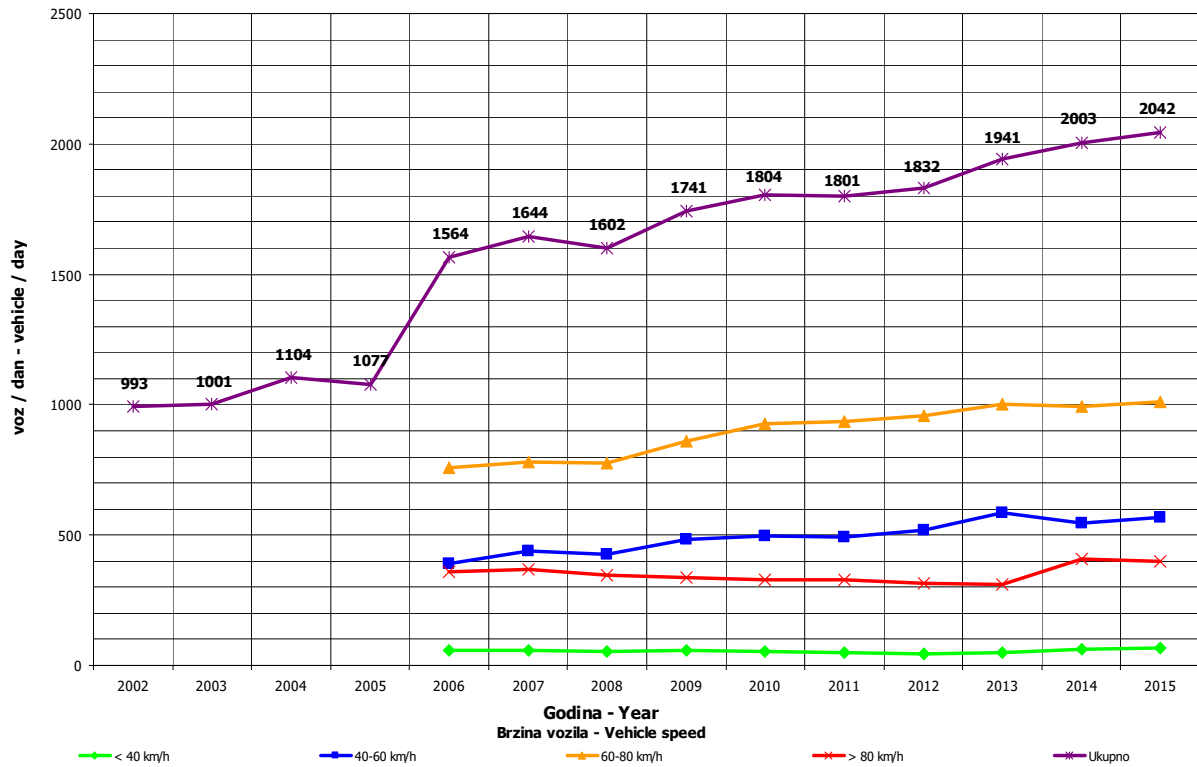
Automatic counter number  
 Location / Mileage [km+m]  
 Road number / Section

Month	Direction	minimum hour		maximum hour		veh/h	veh/day	minimum day		maximum day		day time average (5-21 h)	night average (21-05 h)	working day average	weekend average	summer average
		date/day	hour	date/day	hour			date/day	veh/day	date/day	veh/day					
January	I	5/Monday	5	30/Friday	16	0	608	17/Thursday	1031	5/Monday	672	89	388	373		
	II	5/Monday	4	30/Friday	14	0	536	17/Thursday	1030	5/Monday	667	91	388	369		
	I+II	6/Tuesday	3	5/Monday	16	0	1144	17/Thursday	2061	5/Monday	1338	180	776	742		
February	I	1/Sunday	3	13/Friday	17	0	288	19/Thursday	960	28/Saturday	657	72	509	220		
	II	2/Monday	2	7/Saturday	14	0	87	19/Thursday	941	28/Saturday	651	78	513	216		
	I+II	6/Friday	2	14/Saturday	14	0	154	19/Thursday	1901	28/Saturday	1308	151	1022	436		
March	I	2/Monday	3	22/Sunday	16	0	596	13/Friday	1053	14/Saturday	762	92	589	266		
	II	3/Tuesday	1	14/Saturday	11	0	649	18/Wednesday	1030	27/Friday	763	92	605	250		
	I+II	3/Tuesday	1	22/Sunday	16	0	1338	5/Thursday	2079	27/Friday	1526	184	1194	516		
April	I	1/Wednesday	2	16/Thursday	19	0	771	2/Thursday	1133	25/Saturday	852	113	631	334		
	II	1/Wednesday	2	2/Thursday	14	0	744	8/Wednesday	1129	16/Thursday	852	117	633	336		
	I+II	1/Wednesday	2	30/Thursday	19	0	1574	9/Thursday	2242	25/Saturday	1704	229	1264	669		
May	I	7/Thursday	1	24/Sunday	18	0	847	20/Wednesday	1220	23/Saturday	901	137	665	373		
	II	2/Saturday	2	21/Thursday	15	0	123	31/Sunday	1207	23/Saturday	921	131	682	370		
	I+II	11/Monday	2	21/Thursday	15	0	202	1/Thursday	2427	23/Saturday	1822	269	1347	743		
June	I	8/Monday	3	14/Sunday	18	0	136	3/Wednesday	865	20/Saturday	938	140	776	303	1079	
	II	1/Monday	4	13/Saturday	18	0	130	3/Wednesday	876	20/Saturday	962	135	793	304	1096	
	I+II	1/Monday	4	13/Saturday	18	1	227	3/Wednesday	1741	20/Saturday	1900	275	1568	601	2175	
July	I	1/Wednesday	4	19/Sunday	19	0	283	1/Wednesday	1074	25/Saturday	1317	196	1102	411	1513	
	II	6/Monday	2	12/Sunday	14	0	215	1/Wednesday	1084	25/Saturday	1356	167	1116	407	1523	
	I+II	6/Monday	2	19/Sunday	19	0	360	1/Wednesday	2158	25/Saturday	2673	363	2218	818	3036	
August	I	7/Friday	2	22/Saturday	19	0	258	31/Monday	1185	15/Saturday	1825	188	976	513	1490	
	II	3/Monday	2	13/Thursday	15	0	181	30/Sunday	1159	8/Saturday	1318	175	990	503	1493	
	I+II	26/Wednesday	3	16/Sunday	19	0	346	30/Sunday	2371	8/Saturday	2619	363	1967	1016	2983	
September	I	5/Saturday	4	4/Friday	19	0	127	14/Monday	937	4/Friday	963	111	779	295	1074	
	II	1/Tuesday	3	6/Sunday	15	0	140	14/Monday	933	4/Friday	956	114	781	289	1070	
	I+II	16/Wednesday	4	6/Sunday	15	0	199	14/Monday	1870	4/Friday	1919	225	1560	584	2144	
October	I	2/Friday	4	15/Thursday	16	0	117	26/Monday	772	10/Saturday	887	92	696	284		
	II	1/Thursday	3	15/Thursday	15	0	130	11/Sunday	792	5/Monday	876	101	702	275		
	I+II	5/Monday	4	15/Thursday	15	0	213	23/Friday	1612	5/Monday	1764	193	1398	559		
November	I	2/Monday	2	21/Sunday	17	0	130	8/Sunday	688	21/Saturday	1088	792	601	261		
	II	1/Sunday	4	21/Sunday	10	0	208	6/Friday	682	21/Saturday	1051	788	607	259		
	I+II	2/Monday	2	21/Sunday	10	0	316	6/Friday	1380	21/Saturday	1579	148	1207	520		
December	I	1/Thursday	2	11/Friday	16	0	100	20/Sunday	625	26/Saturday	782	76	646	212		
	II	1/Thursday	3	26/Saturday	13	0	123	27/Sunday	627	26/Saturday	1020	773	81	643	211	
	I+II	2/Wednesday	4	26/Saturday	10	0	181	27/Sunday	1268	26/Saturday	1555	157	1290	423		
Year	I	5.1./Monday	5	19.7./Sunday	19	0	283	19.2./Thursday	288	15.8./Saturday	904	115	1011	408	1292	
	II	5.1./Monday	4	12.7./Sunday	14	0	215	19.2./Thursday	287	25.7./Saturday	909	114	1022	423	1299	
	I+II	6.1./Tuesday	3	19.7./Sunday	19	0	360	19.2./Thursday	575	25.7./Saturday	1813	229	2034	2062	2591	

## GODIŠNJA NERAVNOMJERNOST SAOBRAĆAJNOG TOKA TRAFFIC FLOW ANNUAL VARIATION

Automatski brojač broj - Automatic counter number  
 Lokalizet - Location / Stacionaža - Mileage [km+m]  
 Broj puta - Road number / Dionica - Section

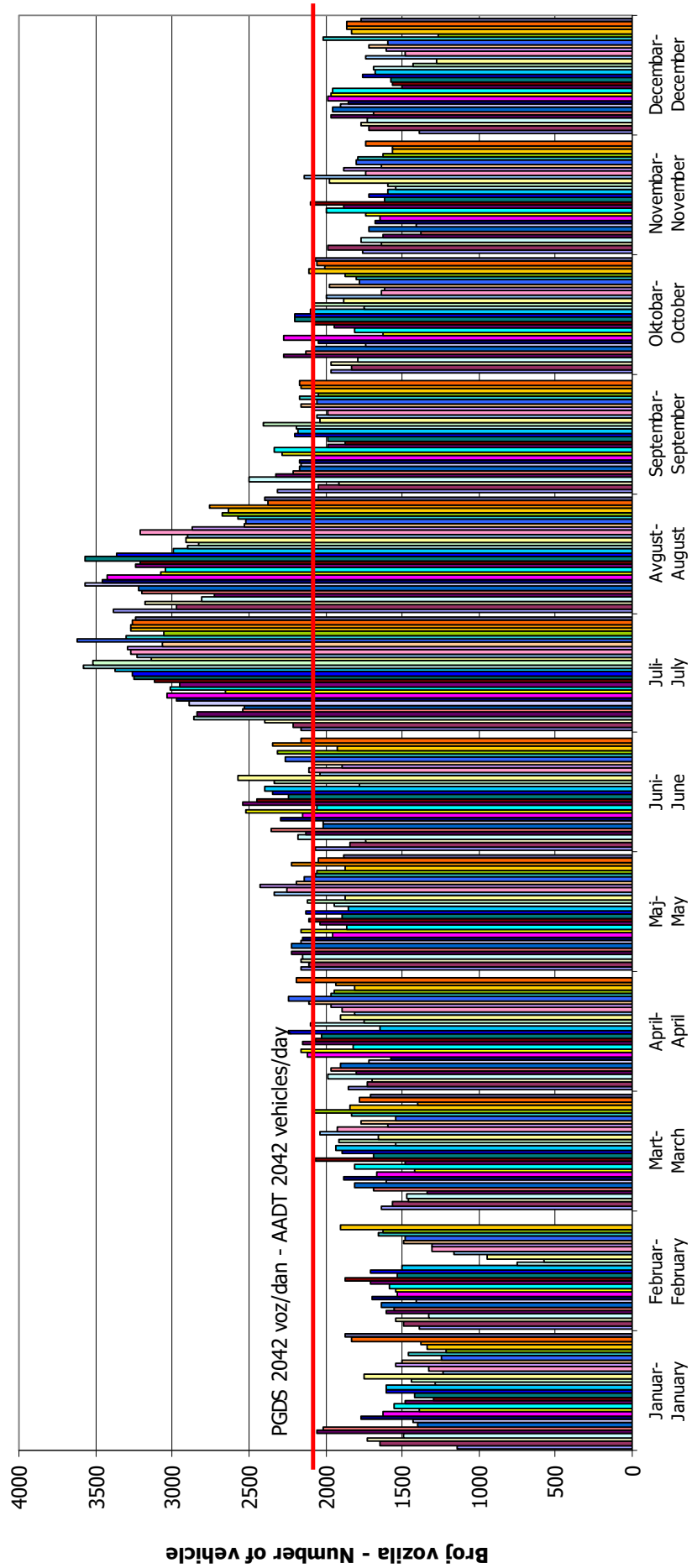
000046  
 Aleksina Međa / 6+772,00  
 M 20 / Duži - Aleksina Međa



**DNEVNA NERAVNOMJERNOST SAOBRAĆAJNOG TOKA  
 TRAFFIC FLOW DAILY VARIATION**

Automatski brojač broj - Automatic counter number  
 Lokalizet - Location / Stacionaža - Mileage [km+tm]  
 Broj puta - Road number/ Dionica - Section

000046  
 Aleksina Međa / 6+772,00  
 M 20 / Duži - Aleksina Međa



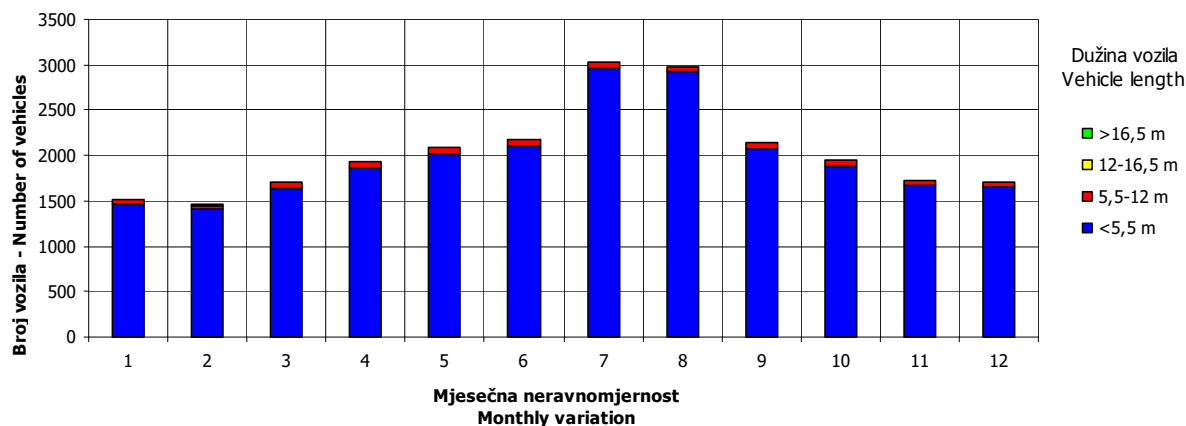
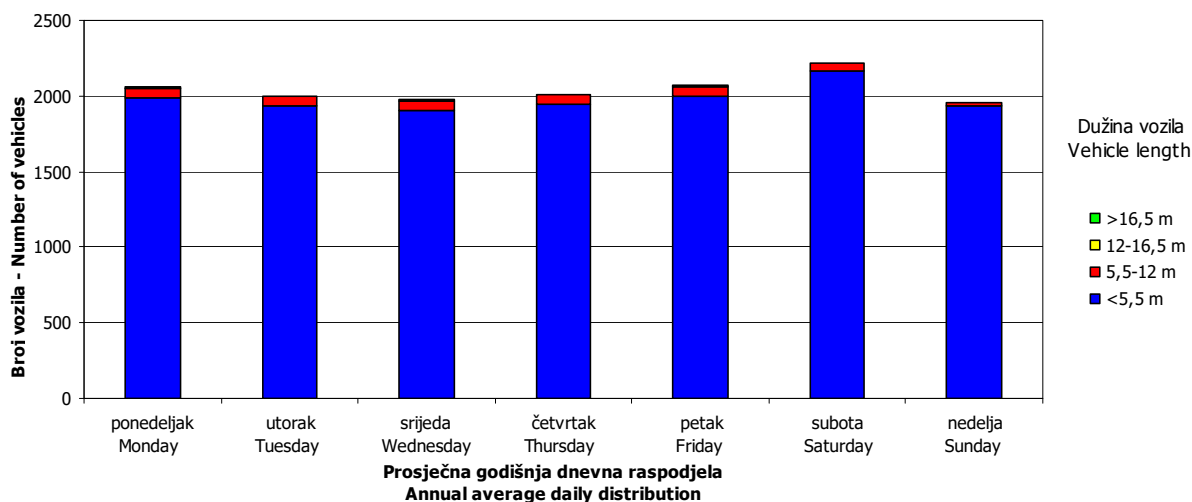
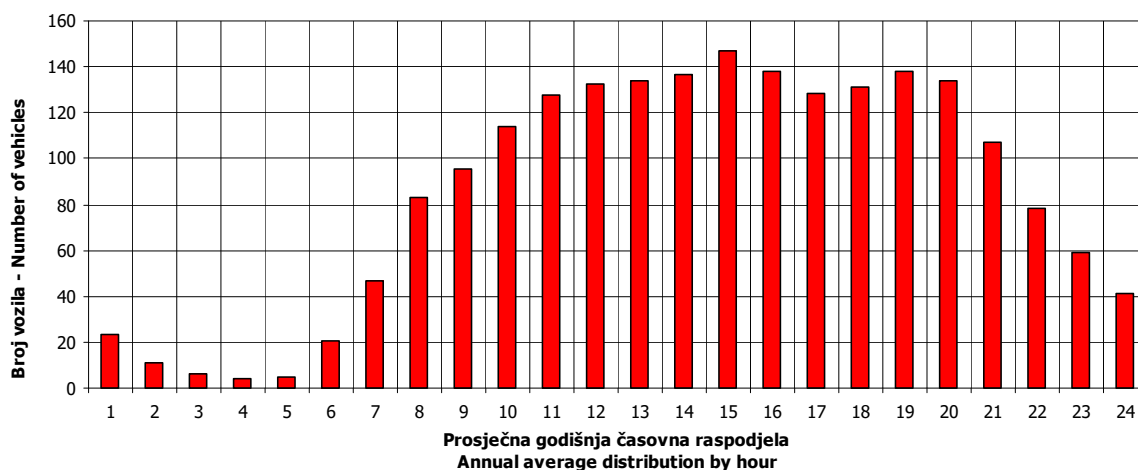
**Dani / Mjeseci - Days / Months**

## VREMENSKA RASPODJELA SAOBRAĆAJNOG TOKA TRAFFIC FLOW TIME DISTRIBUTION

Automatski brojač broj - Automatic counter number  
 Lokalizet - Location / Stacionaža - Mileage [km+m]  
 Broj puta - Road number / Dionica - Section

000046  
 Aleksina Međa / 6+772,00  
 M 20 / Duži - Aleksina Međa

**PGDS 2042 voz/dan      AADT 2042 veh/day**

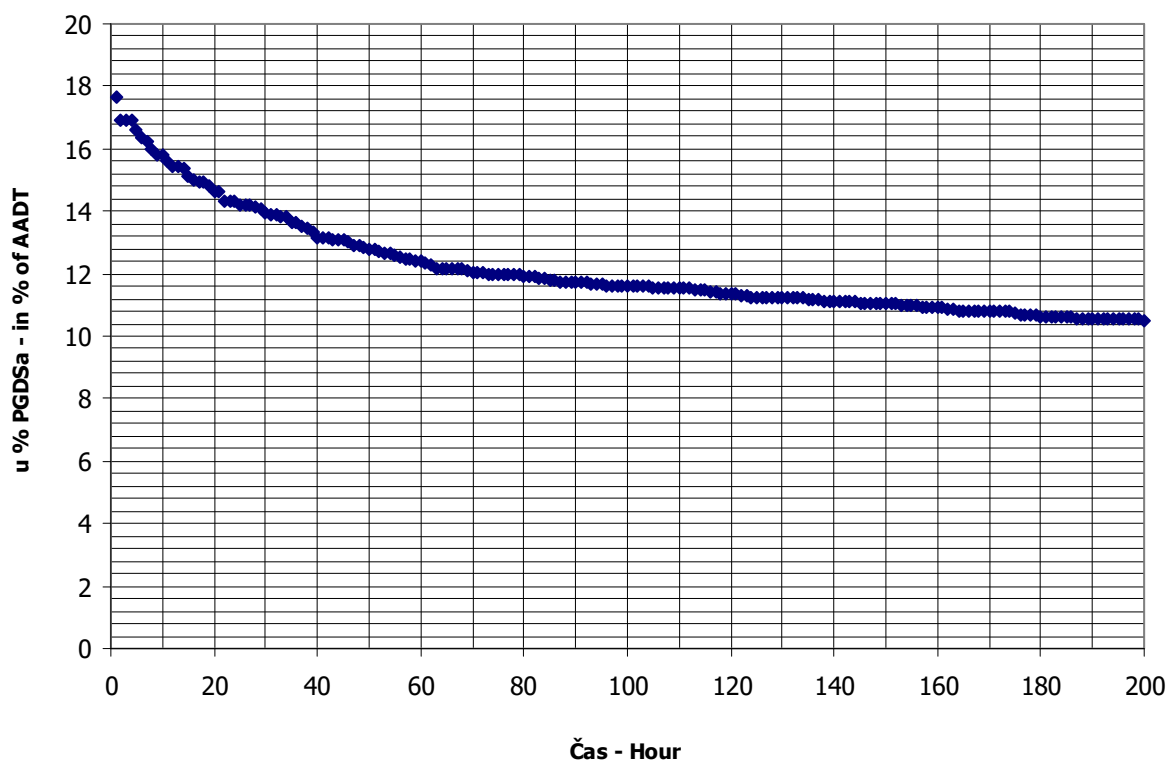


**SATNA DISTRIBUCIJA SAOBRAĆAJNOG TOKA**  
**TRAFFIC FLOW HOURLY DISTRIBUTION**

Automatski brojač broj - Automatic counter number  
 Lokalitet - Location / Stacionaža - Mileage [km+m]  
 Broj puta - Road number / Dionica - Section

000046  
 Aleksina Međa / 6+772,00  
 M 20 / Duži - Aleksina Međa

<b>PGDS - AADT</b>	<b>2042 voz/dan - veh/day</b>							
Čas - Hour	Maksimalni vršni sat - Maximum peak hour	10	20	30	40	50	100	200
Sat u danu - Hour of day	19	18	19	14	19	20	14	12
Sat u godini - Hour in year	4795	4962	5419	4622	4579	5444	5246	4836
Dan - Day of week	nedjelja - Sunday	nedjelja - Sunday	petak - Friday	nedjelja - Sunday	petak - Friday	subota - Saturday	petak - Friday	utorak - Tuesday
Datum - Date	19	26	14	12	10	15	7	21
Mjesec - Month	juli - July	juli - July	avgust - August	juli - July	juli - July	avgust - August	avgust - August	juli - July
Vrijednost - Value	360	319	299	283	268	261	237	214
% - percent	17.63	15.62	14.64	13.86	13.12	12.78	11.61	10.48



**BROJANJE VOZILA NA MREŽI PUTEVA U REPUBLICI SRPSKOJ – 2015. GODINA**  
**VEHICLE COUNTING ON THE ROAD NETWORK OF THE REPUBLIC OF SRPSKA – YEAR 2015**

**MJESEČNI BROJ VOZILA**  
**MONTHLY NUMBER OF VEHICLES**

Automatski brojač broj - Automatic counter number  
 Lokalizet - Location / Stacionaža - Mileage [km+m]  
 Broj puta - Road number / Dionica - Section

000047  
 Lastva / 11+004,00  
 M 6 / Trebinje 2 - Župa

	Mjesec - Month											
	Januar- January	Februar- February	Mart- March	April- April	Maj- May	Jun- June	Jul- July	August- August	Septembar- September	Oktobar- October	Novembar- November	Decembar- December
1	627	669	981	912	961	915	1031	1484	909	1018	1003	694
2	702	635	781	958	1026	844	1078	1415	920	964	895	840
3	750	768	849	923	1164	875	1231	1389	1011	996	814	883
4	662	704	997	1049	994	1073	1196	1266	1181	977	825	891
5	995	817	967	1037	1089	1085	1243	1167	1169	979	879	865
6	776	747	963	906	1221	1152	1126	1313	1138	912	765	831
7	662	757	1006	982	1002	1111	1113	1330	995	985	952	824
8	748	732	876	964	1033	990	1073	1434	1041	860	917	855
9	765	763	847	903	1057	1101	1122	1491	1003	1071	823	790
10	778	780	923	1069	1111	1056	1236	1419	1018	1096	775	871
11	750	702	797	973	1001	1081	1379	1385	1182	907	836	979
12	694	746	870	1072	1219	1104	1262	1293	1120	915	857	989
13	802	820	887	875	1029	1131	1141	1281	1075	867	894	807
14	822	878	1012	912	941	1198	1268	1425	966	916	980	734
15	671	796	1018	994	1058	1053	1113	1480	966	1084	895	749
16	816	793	805	1189	1034	1107	1236	1504	1015	1052	816	726
17	820	744	885	918	1113	1166	1308	1394	1025	986	819	854
18	741	382	915	1061	999	973	1423	1368	1040	797	905	934
19	951	394	923	884	1009	1029	1505	1427	1117	848	1088	981
20	1285	614	955	1069	1117	1119	1236	1543	1104	878	1051	675
21	744	677	854	944	1140	1099	1193	1329	1072	992	1199	719
22	745	549	826	1001	1161	988	1250	1545	1188	897	875	726
23	753	694	835	962	1074	1051	1178	1367	1248	863	891	825
24	806	804	793	1010	1167	1026	1444	1119	974	1114	897	823
25	832	672	769	1060	1080	1056	1572	1225	1085	1072	879	844
26	763	882	957	993	1027	1107	1538	1269	1178	1006	919	925
27	741	919	872	972	1051	1248	1306	1151	1219	1104	898	1100
28	818	1188	937	905	997	1202	1300	1324	1078	911	872	1412
29	663		811	929	1127	1053	1303	1328	1024	1022	827	959
30	781		752	1003	1105	1077	1279	1152	1017	1172	819	990
31	856		886		1119		1406	1080		1180		869
Ukupno- Total	24317.9	20625	27546.7	29427.5	33227.4	32069	39086.6	41697.9	32075.1	30437.5	26866.6	26963.5
Prosjek- Average	784	737	889	981	1072	1069	1261	1345	1069	982	896	870
Godšnji prosjek (PGDS) - Annual average (AADT)												998



**BROJANJE VOZILA NA MREŽI PUTEVA U REPUBLICI SRPSKOJ – 2015. GODINA**  
**VEHICLE COUNTING ON THE ROAD NETWORK OF THE REPUBLIC OF SRPSKA – YEAR 2015**

**STRUKTURA SAOBRAĆAJNOG TOKA**  
**TRAFFIC FLOW COMPOSITION**

Automatski brojač broj - Automatic counter number  
 Lokalitet - Location / Stacionaža - Mileage [km+m]  
 Broj puta - Road number / Dionica - Section

000047  
 Lastva / 11+004,00  
 M 6 / Trebinje 2 - Župa

Mjesec - Month	Smjer - Direction	Dužina vozila - Vehicle length								Ukupno - Total
		< 5,5 m	(%)	5,5 - 12 m	(%)	12 - 16,5 m	(%)	> 16,5 m	(%)	
Januar - January	I	10682	87.5	1270	10.4	232	1.9	29	0.2	12213
	II	10809	89.3	1044	8.6	249	2.1	4	0.0	12105
	ukupno - total	21501	88.4	2304	9.5	481	2.0	32	0.1	24318
Februar - February	I	9021	87.5	1073	10.4	196	1.9	25	0.2	10315
	II	9206	89.3	889	8.6	212	2.1	3	0.0	10310
	ukupno - total	18236	88.4	1954	9.5	408	2.0	27	0.1	20625
Mart - March	I	12148	87.5	1444	10.4	264	1.9	33	0.2	13889
	II	12195	89.3	1178	8.6	280	2.1	4	0.0	13657
	ukupno - total	24355	88.4	2610	9.5	545	2.0	36	0.1	27547
April - April	I	12866	87.5	1530	10.4	279	1.9	35	0.2	14710
	II	13141	89.3	1269	8.6	302	2.1	5	0.0	14717
	ukupno - total	26018	88.4	2788	9.5	582	2.0	39	0.1	29427
Maj - May	I	14466	87.5	1720	10.4	314	1.9	40	0.2	16539
	II	14901	89.3	1439	8.6	343	2.1	5	0.0	16688
	ukupno - total	29378	88.4	3148	9.5	657	2.0	44	0.1	33227
Juni - June	I	14096	87.5	1676	10.4	306	1.9	39	0.2	16116
	II	14244	89.3	1376	8.6	328	2.1	5	0.0	15953
	ukupno - total	28354	88.4	3038	9.5	635	2.0	42	0.1	32069
Juli - July	I	17052	87.5	2027	10.4	370	1.9	47	0.2	19496
	II	17492	89.3	1689	8.6	402	2.1	6	0.0	19590
	ukupno - total	34558	88.4	3703	9.5	773	2.0	52	0.1	39087
Avgust - August	I	17923	87.5	2131	10.4	389	1.9	49	0.2	20492
	II	18935	89.3	1829	8.6	435	2.1	7	0.0	21206
	ukupno - total	36867	88.4	3951	9.5	825	2.0	55	0.1	41698
Septembar - September	I	13830	87.5	1644	10.4	300	1.9	38	0.2	15812
	II	14522	89.3	1402	8.6	334	2.1	5	0.0	16263
	ukupno - total	28359	88.4	3039	9.5	635	2.0	42	0.1	32075
Oktobar - October	I	13296	87.5	1581	10.4	288	1.9	37	0.2	15202
	II	13604	89.3	1314	8.6	313	2.1	5	0.0	15236
	ukupno - total	26911	88.4	2884	9.5	602	2.0	40	0.1	30437
Novembar - November	I	11724	87.5	1394	10.4	254	1.9	32	0.2	13404
	II	12021	89.3	1161	8.6	276	2.1	4	0.0	13463
	ukupno - total	23754	88.4	2545	9.5	532	2.0	36	0.1	26867
Decembar - December	I	11804	87.5	1403	10.4	256	1.9	32	0.2	13495
	II	12026	89.3	1161	8.6	277	2.1	4	0.0	13468
	ukupno - total	23840	88.4	2555	9.5	534	2.0	36	0.1	26964
Ukupno (godišnje) - Total (annual)	I	158907	87.5	18892	10.4	3447	1.9	437	0.2	181684
	II	163097	89.3	15750	8.6	3751	2.1	59	0.0	182657
	ukupno - total	322132	88.4	34518	9.5	7209	2.0	482	0.1	364341
Prosjeak (PGDS) - Average (AADT)	I	435	85.9	52	11.1	9	2.7	1	0.3	498
	II	447	86.6	43	10.4	10	3.0	0	0.0	500
	ukupno - total	883	88.4	95	9.5	20	2.0	1	0.1	998

**BRONJE VOZILA NA MREZI PUTEVA U REPUBLICI SRPSKOJ – 2015. GODINA**  
**VEHICLE COUNTING ON THE ROAD NETWORK OF THE REPUBLIC OF SRPSKA – YEAR 2015**

**SAOBRAĆAJNI POKAZATELJI**

Automatski brojač broj  
 Lokalizirano / Stationarno [km+m]  
 Broj puta / Dionica

000047  
 Lasva / 11+004,00  
 M 6 / Trebinje 2 - Župa

Mjesec	Smjer	minimalni čas		maksimalni čas		voz/h	datum/dan	voz/dan	datum/dan	minimalni dan		maksimalni dan		dnevni prosjek (05-21 h)	noćni prosjek (21-05 h)	prosjek radnim danom	prosjek vikendom	ljetni prosjek
		čas	voz/h	čas	voz/h					datum/dan	voz/dan	datum/dan	voz/dan					
Januar	I	2/petak	5	0	20/utorak	11	72	298	1/četvrtak	644	344	47	208	182				
	II	2/petak	4	0	20/utorak	17	76	323	1/četvrtak	630	347	40	206	181				
	I+II	16/petak	2	0	20/utorak	17	133	621	1/četvrtak	1274	691	86	415	363				
Februar	I	2/ponedjeljak	1	0	27/petak	14	57	189	18/srijeda	572	322	43	256	110				
	II	1/nedjelja	5	0	28/subota	12	58	177	19/četvrtak	605	330	35	253	112				
	I+II	5/četvrtak	2	0	28/subota	12	108	379	18/srijeda	1177	652	78	509	221				
Mart	I	2/ponedjeljak	3	0	18/srijeda	15	73	376	30/ponedjeljak	517	398	47	310	134				
	II	6/petak	1	0	7/subota	11	64	369	30/ponedjeljak	514	396	41	304	132				
	I+II	25/srijeda	2	0	5/četvrtak	14	96	745	30/ponedjeljak	1009	793	87	615	266				
April	I	7/utorak	3	0	27/ponedjeljak	14	57	421	13/ponedjeljak	549	428	58	321	165				
	II	8/srijeda	3	0	16/četvrtak	18	62	424	19/nedjelja	629	436	50	318	168				
	I+II	8/srijeda	3	0	16/četvrtak	19	96	867	13/ponedjeljak	1178	864	108	639	333				
Maj	I	6/srijeda	2	0	20/srijeda	13	62	448	14/četvrtak	603	461	68	338	190				
	II	1/petak	2	0	31/nedjelja	19	73	464	11/ponedjeljak	620	469	65	343	191				
	I+II	9/subota	3	1	3/nedjelja	12	99	933	14/četvrtak	1210	930	133	681	381				
Juni	I	1/ponedjeljak	2	0	6/subota	8	61	416	2/utorak	627	452	80	377	155				
	II	4/četvrtak	3	0	14/nedjelja	19	62	420	2/utorak	610	443	84	376	151				
	I+II	1/ponedjeljak	2	1	28/nedjelja	19	97	836	2/utorak	1237	896	164	754	306				
Juli	I	3/petak	4	0	25/subota	15	69	515	1/srijeda	788	522	101	446	177				
	II	7/utorak	3	0	25/subota	18	87	507	1/srijeda	795	521	105	448	178				
	I+II	23/četvrtak	4	2	25/subota	18	135	1022	1/srijeda	1558	1044	206	894	355				
Avgust	I	19/srijeda	2	0	22/subota	12	80	524	31/ponedjeljak	786	560	95	431	224				
	II	3/ponedjeljak	3	0	19/srijeda	20	80	546	31/ponedjeljak	768	595	84	448	230				
	I+II	12/srijeda	3	2	2/nedjelja	18	122	1070	31/ponedjeljak	1531	1155	179	879	454				
Septembar	I	4/petak	4	0	23/srijeda	14	75	448	2/srijeda	613	457	65	374	148				
	II	2/srijeda	2	0	6/nedjelja	18	69	432	1/utorak	643	482	56	384	153				
	I+II	2/srijeda	2	1	6/nedjelja	18	117	901	1/utorak	1237	938	121	758	301				
Oktobar	I	5/ponedjeljak	3	0	24/subota	13	90	393	18/nedjelja	608	427	59	342	145				
	II	2/petak	2	0	24/subota	15	81	397	18/nedjelja	579	436	51	340	147				
	I+II	21/srijeda	2	0	24/subota	13	119	790	18/nedjelja	1169	862	111	681	292				
Novembar	I	3/utorak	4	0	21/subota	10	77	377	6/petak	596	396	46	303	140				
	II	4/srijeda	1	0	1/nedjelja	16	81	381	6/petak	592	402	42	303	142				
	I+II	9/ponedjeljak	1	0	21/subota	15	119	758	6/petak	1188	799	89	606	281				
Decembar	I	1/utorak	1	0	28/ponedjeljak	12	111	337	20/nedjelja	709	381	51	317	114				
	II	2/srijeda	2	0	28/ponedjeljak	14	91	332	28/ponedjeljak	690	386	44	315	115				
	I+II	9/srijeda	2	0	28/ponedjeljak	12	158	669	20/nedjelja	1399	767	95	633	229				
Godina	I	21./petak	5	0	28.12./ponedjeljak	12	111	189	18.2./srijeda	788	430	63	487	508				
	II	21./petak	4	0	28.12./ponedjeljak	14	91	177	19.2./četvrtak	795	438	58	488	513				
	I+II	16.1./petak	2	0	28.12./ponedjeljak	12	158	379	18.2./srijeda	1558	868	122	975	1021				

**BROJANJE VOZILA NA MREŽI PUTEVA U REPUBLICI SRPSKOJ – 2015. GODINA**  
**VEHICLE COUNTING ON THE ROAD NETWORK OF THE REPUBLIC OF SRPSKA – YEAR 2015**

**TRAFFIC PARAMETERS**

000047

Lašva / 11+004,00

M 6 / Trebinje 2 - Župa

Automatic counter number

Location / Mileage [km+m]

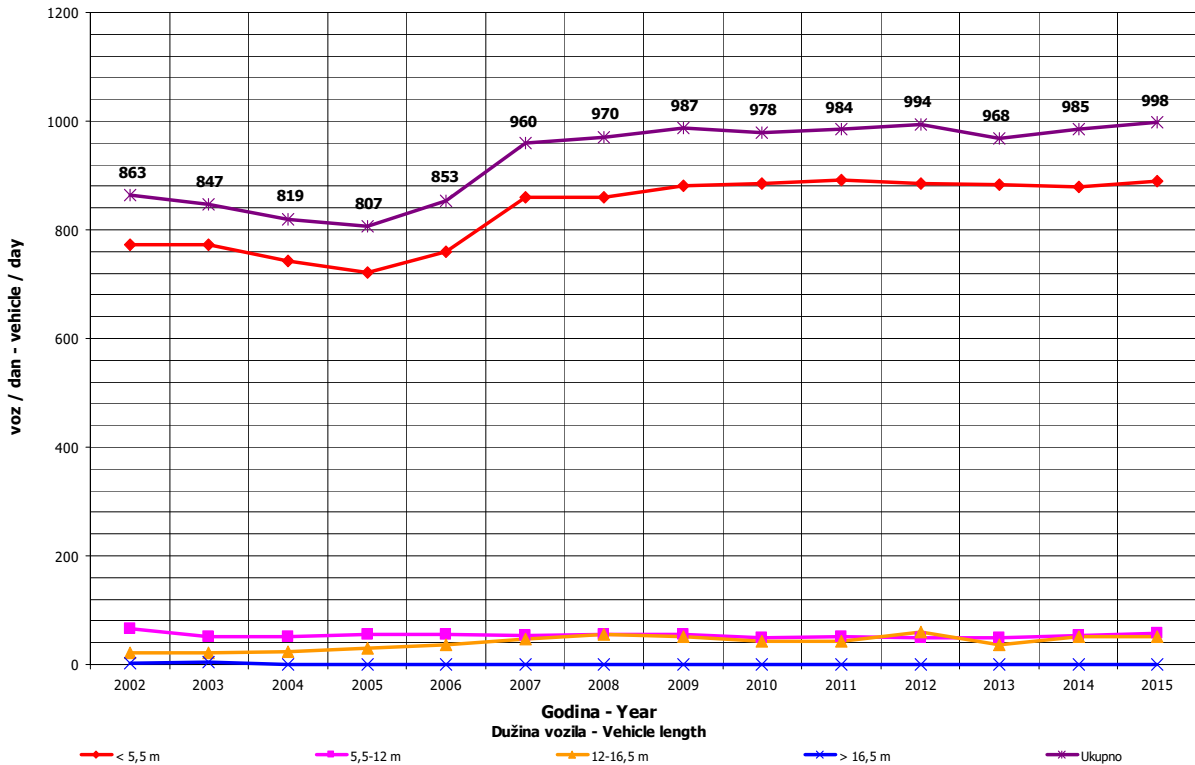
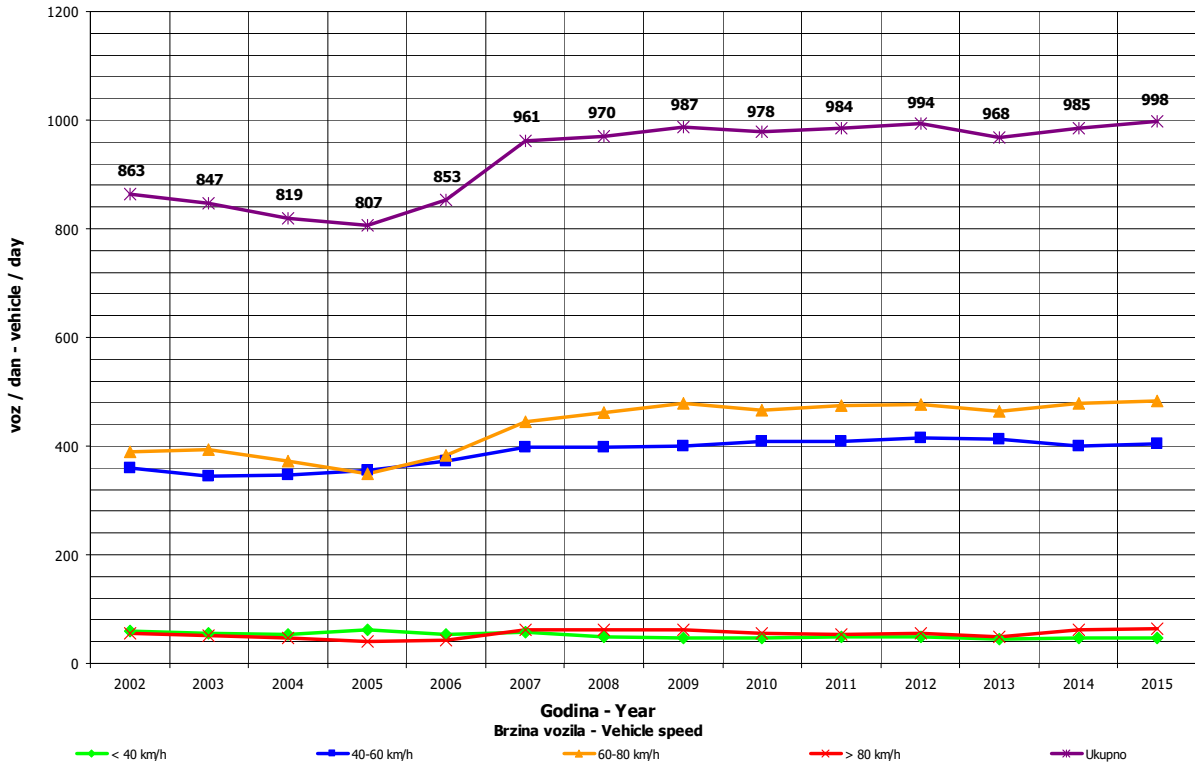
Road number / Section

Month	Direction	minimum hour		maximum hour		veh/h	minimum day		maximum day		day time average (5-21 h)	night average (21-05 h)	working day average	weekend average	summer average
		date/day	hour	date/day	hour		date/day	veh/day	date/day	veh/day					
January	I	2/Friday	5	20/Tuesday	11	72	17/Thursday	298	20/Tuesday	644	344	47	208	182	
	II	2/Friday	4	20/Tuesday	17	76	17/Thursday	323	20/Tuesday	630	347	40	206	181	
	I+II	16/Friday	2	20/Tuesday	17	133	17/Thursday	621	20/Tuesday	1274	691	86	415	363	
February	I	2/Monday	1	27/Friday	14	57	18/Wednesday	189	28/Saturday	572	322	43	256	110	
	II	3/Sunday	5	28/Saturday	12	58	19/Thursday	177	28/Saturday	605	330	35	253	112	
	I+II	5/Thursday	2	28/Saturday	12	108	18/Wednesday	379	28/Saturday	1177	652	78	509	221	
March	I	2/Monday	3	18/Wednesday	15	73	30/Monday	376	15/Sunday	517	398	47	310	134	
	II	6/Friday	1	7/Saturday	11	64	30/Monday	369	7/Saturday	514	396	41	304	132	
	I+II	25/Wednesday	2	5/Thursday	14	96	30/Monday	745	15/Sunday	1009	793	87	615	266	
April	I	7/Tuesday	3	27/Monday	14	57	13/Monday	421	16/Thursday	549	428	58	321	165	
	II	8/Wednesday	3	16/Thursday	18	62	19/Sunday	424	16/Thursday	629	436	50	318	168	
	I+II	8/Wednesday	3	16/Thursday	19	96	13/Monday	867	16/Thursday	1178	864	108	639	333	
May	I	6/Wednesday	2	20/Wednesday	13	62	14/Thursday	448	6/Wednesday	603	461	68	338	190	
	II	1/Friday	2	31/Sunday	19	73	11/Monday	464	12/Tuesday	620	469	65	343	191	
	I+II	9/Saturday	3	3/Sunday	12	99	14/Thursday	933	6/Wednesday	1210	930	133	681	381	
June	I	1/Monday	2	6/Saturday	8	61	2/Tuesday	416	27/Saturday	627	452	80	377	155	532
	II	4/Thursday	3	14/Sunday	19	62	2/Tuesday	420	27/Saturday	610	443	84	376	151	527
	I+II	1/Monday	2	14/Sunday	19	97	2/Tuesday	836	27/Saturday	1237	896	164	754	306	1059
July	I	3/Friday	4	25/Saturday	15	69	1/Wednesday	515	19/Sunday	788	522	101	446	177	623
	II	7/Tuesday	3	25/Saturday	18	87	1/Wednesday	507	25/Saturday	795	521	105	448	178	627
	I+II	23/Thursday	4	25/Saturday	18	135	1/Wednesday	1022	25/Saturday	1558	1044	206	894	355	1250
August	I	19/Wednesday	2	22/Saturday	12	80	31/Monday	524	20/Thursday	786	560	95	431	224	655
	II	3/Monday	3	19/Wednesday	20	80	31/Monday	546	22/Saturday	768	595	84	448	230	678
	I+II	12/Wednesday	3	2/Sunday	18	122	31/Monday	1070	22/Saturday	1531	1155	179	879	454	1333
September	I	4/Friday	4	23/Wednesday	14	75	2/Wednesday	448	23/Wednesday	613	457	65	374	148	522
	II	2/Wednesday	2	6/Sunday	18	69	1/Tuesday	432	5/Saturday	643	482	56	384	153	537
	I+II	2/Wednesday	2	6/Sunday	18	117	1/Tuesday	901	23/Wednesday	1237	938	121	758	301	1060
October	I	5/Monday	3	24/Saturday	13	90	18/Sunday	393	31/Saturday	608	427	59	342	145	
	II	2/Friday	2	24/Saturday	15	81	18/Sunday	397	30/Friday	579	436	51	340	147	
	I+II	21/Wednesday	2	24/Saturday	13	119	18/Sunday	790	31/Saturday	1169	862	111	681	292	
November	I	3/Tuesday	4	21/Saturday	10	77	6/Friday	377	21/Saturday	596	396	46	303	140	
	II	4/Wednesday	1	1/Sunday	16	81	6/Friday	381	21/Saturday	592	402	42	303	142	
	I+II	9/Monday	1	21/Saturday	15	119	6/Friday	758	21/Saturday	1188	799	89	606	281	
December	I	1/Tuesday	1	28/Monday	12	111	20/Sunday	337	28/Monday	709	381	51	317	114	
	II	2/Wednesday	2	28/Monday	14	91	1/Tuesday	332	28/Monday	690	386	44	315	115	
	I+II	9/Wednesday	2	28/Monday	12	158	20/Sunday	669	28/Monday	1399	767	95	633	229	
Year	I	2.1./Friday	5	28.12./Monday	12	111	18.2./Wednesday	189	19.7./Sunday	788	430	63	487	508	584
	II	2.1./Friday	4	28.12./Monday	14	91	19.2./Thursday	177	25.7./Saturday	795	438	58	488	513	593
	I+II	16.1./Friday	2	28.12./Monday	12	158	18.2./Wednesday	379	25.7./Saturday	1558	868	122	975	1021	1177

## GODIŠNJA NERAVNOMJERNOST SAOBRAĆAJNOG TOKA TRAFFIC FLOW ANNUAL VARIATION

Automatski brojač broj - Automatic counter number  
 Lokalizet - Location / Stacionaža - Mileage [km+m]  
 Broj puta - Road number / Dionica - Section

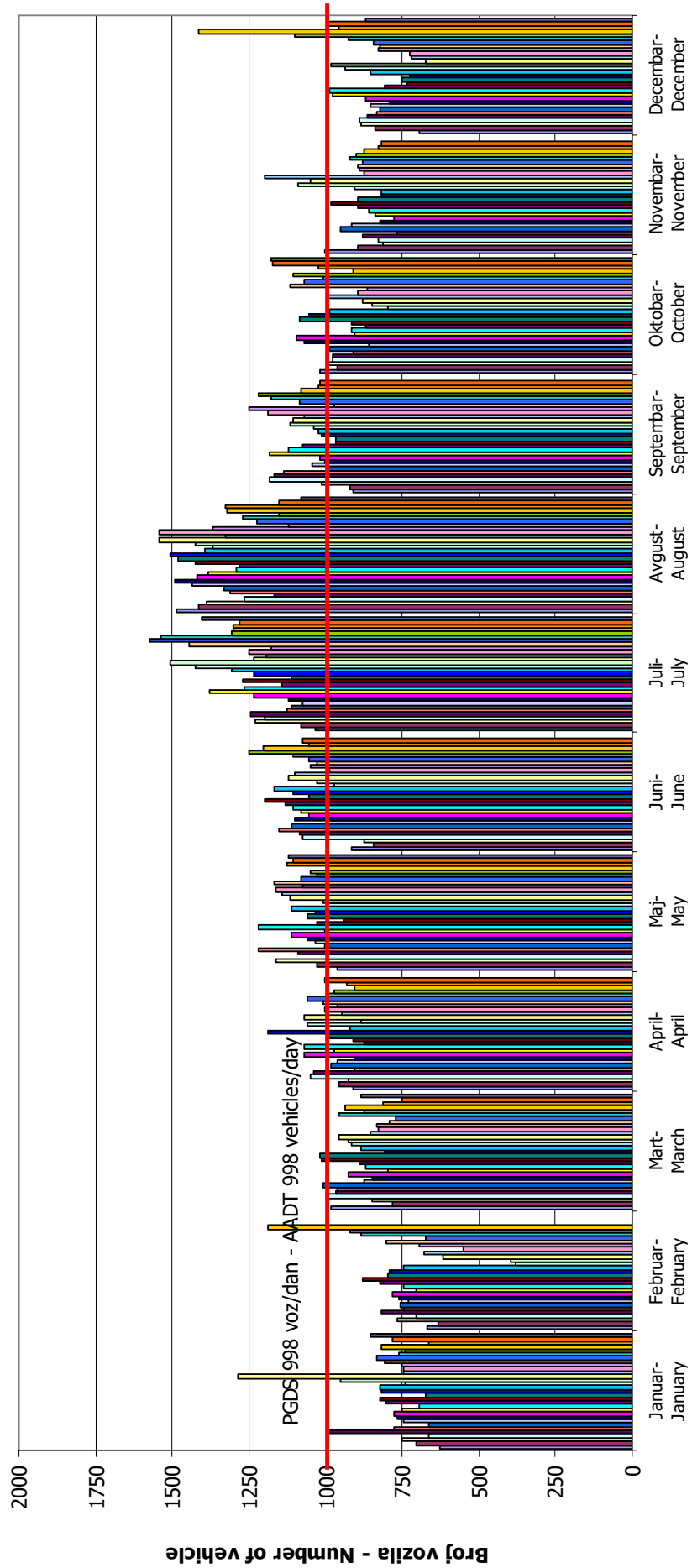
000047  
 Lastva / 11+004,00  
 M 6 / Trebinje 2 - Župa



**DNEVNA NERAVNOMJERNOST SAOBRAĆAJNOG TOKA  
 TRAFFIC FLOW DAILY VARIATION**

Automatski brojač broj - Automatic counter number  
 Lokalizet - Location / Stacionaža - Mileage [km+tm]  
 Broj puta - Road number/ Dionica - Section

000047  
 Lastva / 11+004,00  
 M 6 / Trebinje 2 - Župa

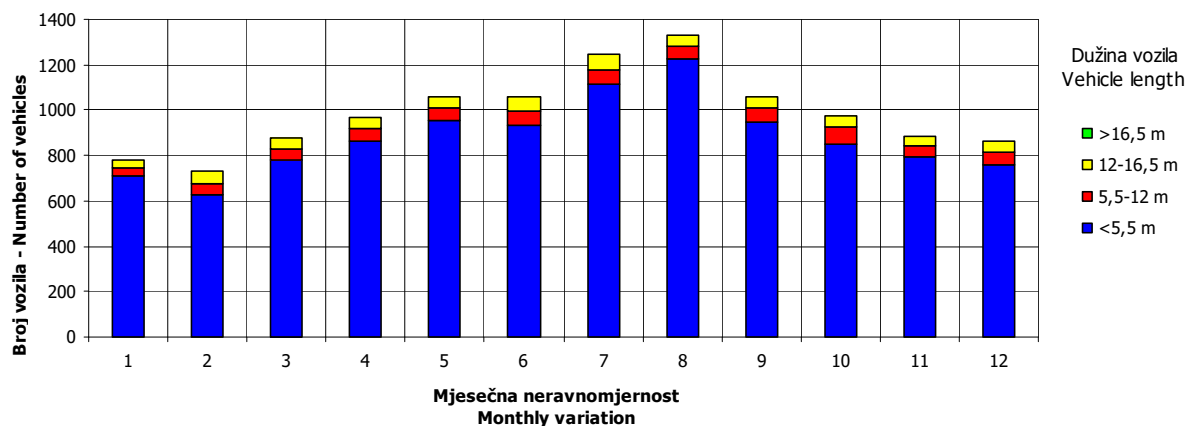
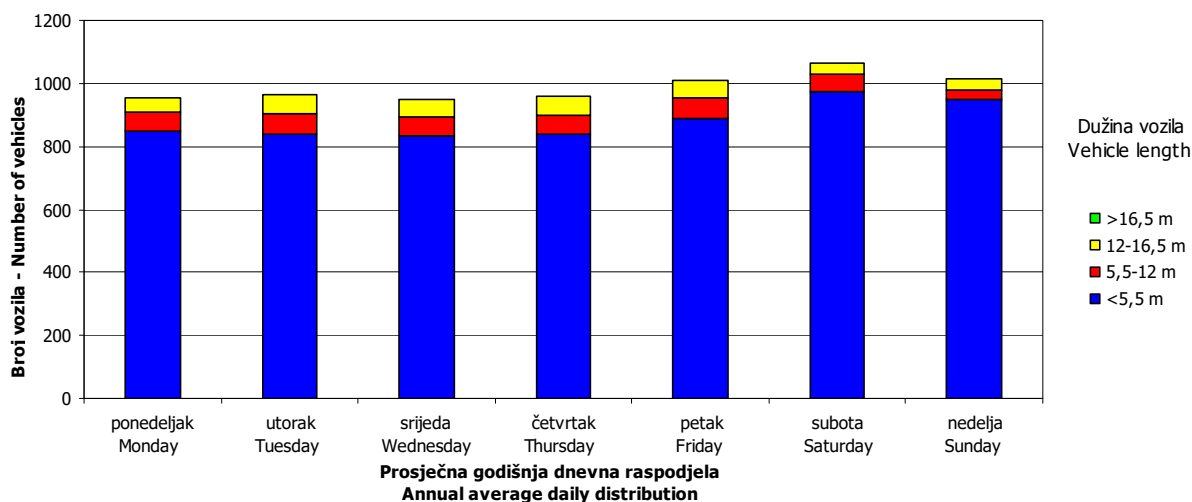
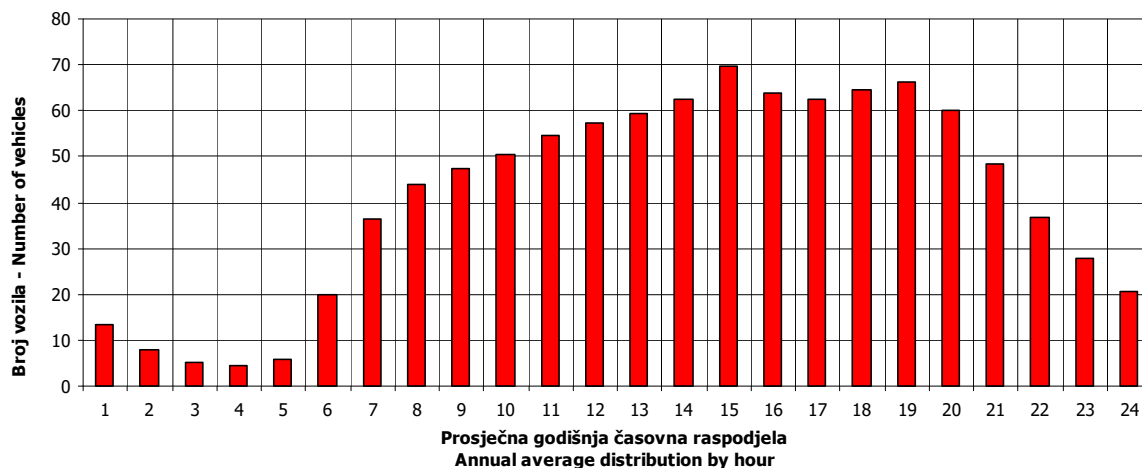


## VREMENSKA RASPODJELA SAOBRAĆAJNOG TOKA TRAFFIC FLOW TIME DISTRIBUTION

Automatski brojač broj - Automatic counter number  
 Lokalizet - Location / Stacionaža - Mileage [km+m]  
 Broj puta - Road number / Dionica - Section

000047  
 Lastva / 11+004,00  
 M 6 / Trebinje 2 - Župa

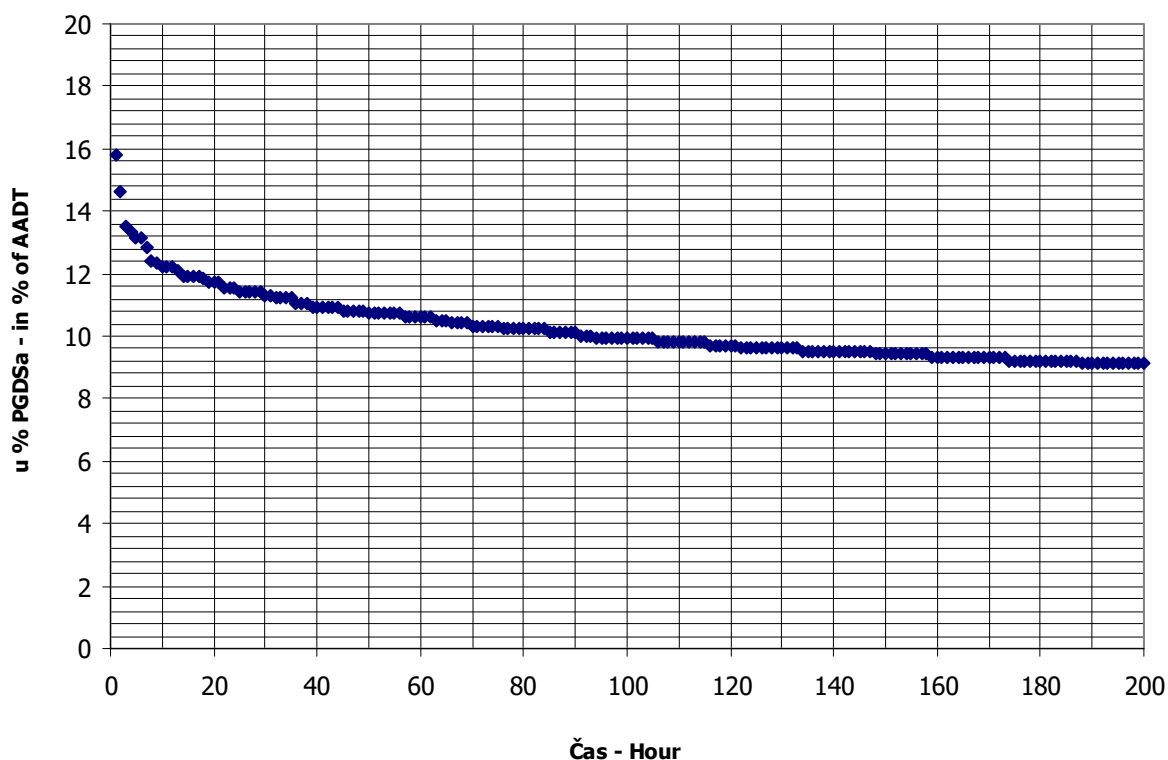
**PGDS 998 voz/dan      AADT 998 veh/day**



## SATNA DISTRIBUCIJA SAOBRAĆAJNOG TOKA TRAFFIC FLOW HOURLY DISTRIBUTION

Automatski brojač broj - Automatic counter number 000047  
 Lokalizet - Location / Stacionaža - Mileage [km+m] Lastva / 11+004,00  
 Broj puta - Road number / Dionica - Section M 6 / Trebinje 2 - Župa

<b>PGDS - AADT</b>	<b>998 voz/dan - veh/day</b>							
Čas - Hour	Maksimalni vršni sat - Maximum peak hour	10	20	30	40	50	100	200
Sat u danu - Hour of day	12	18	16	14	18	17	14	11
Sat u godini - Hour in year	8676	5130	8656	6374	5274	4865	5486	5363
Dan - Day of week	ponedeljak - Monday	nedelja - Sunday	nedelja - Sunday	srijeda - Wednesday	subota - Saturday	srijeda - Wednesday	ponedeljak - Monday	srijeda - Wednesday
Datum - Date	28	2	27	23	8	22	17	12
Mjesec - Month	decembar - December	avgust - August	decembar - December	septembar - September	avgust - August	juli - July	avgust - August	avgust - August
Vrijednost - Value	158	122	117	113	109	107	99	91
% - percent	15.83	12.22	11.72	11.32	10.92	10.72	9.92	9.12



**AUTOMATSKI BROJAČ UNIŠTEN**  
**AUTOMATIC COUNTER DESTROYED**





**BROJANJE VOZILA NA MREŽI PUTEVA U REPUBLICI SRPSKOJ – 2015. GODINA**  
**VEHICLE COUNTING ON THE ROAD NETWORK OF THE REPUBLIC OF SRPSKA – YEAR 2015**

**MJESEČNI BROJ VOZILA**  
**MONTHLY NUMBER OF VEHICLES**

Automatski brojač broj - Automatic counter number  
 Lokalizet - Location / Stacionaža - Mileage [km+m]  
 Broj puta - Road number / Dionica - Section

000049  
 Tm / 5+697,00  
 M 16 / Klašnice 2 - Šargovac

	Mjesec - Month											
	Januar- January	Februar- February	Mart- March	April- April	Maj- May	Jun- June	Jul- July	August- August	Septembar- September	Oktobar- October	Novembar- November	Decembar- December
1	5690	7797	10285	12949	9628	12030	12596	13330	13790	13397	11584	12378
2	7896	11484	12655	12720	11554	12361	12433	12293	13578	15015	13890	12587
3	11129	11833	12417	13855	12743	11883	13215	13567	13741	13302	12393	12418
4	9427	11898	12729	12898	14777	12993	11655	13652	14532	12113	13355	13988
5	13198	12235	12571	10961	14324	13185	9829	13744	13354	13530	13192	11918
6	9271	13506	14067	13526	14312	12186	11389	14291	11693	13321	13995	9249
7	5569	12080	12158	14340	14032	9901	12591	14342	13824	13396	12875	12666
8	11090	9237	10225	13353	15264	12582	12998	13744	13755	13712	10121	12573
9	7836	12408	12688	13592	11896	11970	13439	13000	13744	15153	13306	11716
10	10432	12218	12808	14881	11354	13007	13992	13897	13512	13878	13184	12146
11	8265	11629	12758	14159	14804	13162	12581	13772	15173	11364	12794	13005
12	11388	12114	13161	11130	13347	14256	10971	13651	13437	13577	13251	11435
13	11174	13058	13706	16801	13204	13210	11906	13797	11135	13530	13986	8341
14	8411	11043	12908	14382	13267	11982	12695	14993	13457	13865	12741	11186
15	10478	8628	10328	13684	14444	12523	11615	14304	13410	13970	10162	9231
16	11627	12424	12682	14417	13190	12180	12582	13593	13301	15319	13180	10333
17	10082	12081	13086	10483	11005	12562	13457	13865	13236	13733	13062	10916
18	7681	9921	12975	11532	13163	12679	12681	13448	14874	10599	13062	11716
19	11481	10834	13359	9311	13218	13037	11619	13945	13015	13435	11059	7906
20	12229	12292	13848	11518	12922	12437	12975	13262	11671	13754	14137	6802
21	11813	10814	12400	14211	12283	10347	13447	14607	14581	13587	10343	10242
22	10324	8193	10382	13865	14459	13492	12622	13072	13844	13449	10082	11406
23	12476	11652	12819	13344	13841	12982	12494	11104	13607	14405	12892	12515
24	10942	11561	12083	14726	11675	13273	13290	13621	13490	12942	13187	13436
25	8212	11790	12546	13220	12850	13340	13071	13344	14743	10681	13022	14089
26	11873	12533	12377	11160	12271	14158	12272	13139	13362	14619	13021	12945
27	11540	13248	13717	13801	11926	12805	13600	13980	11840	13901	13644	9763
28	11422	12075	12473	13989	12126	11781	12818	14164	13661	13187	11511	14005
29	11673		10010	14182	12674	13270	13018	12672	13353	13080	9987	14336
30	12189		13013	15983	12062	12754	13690	12882	13081	14492	12902	14874
31	10363		12661		9899		13787	14420		13751		11862
Ukupno- Total	317181	320586	385895	398973	398514	378328	391328	421495	403794	418057	375920	361983
Prosje- Average	10232	11450	12448	13299	12855	12611	12623	13597	13460	13486	12531	11677
Godišnji prosjek (PGDS) - Annual average (AADT)												12525

**BROJANJE VOZILA NA MREŽI PUTEVA U REPUBLICI SRPSKOJ – 2015. GODINA**  
**VEHICLE COUNTING ON THE ROAD NETWORK OF THE REPUBLIC OF SRPSKA – YEAR 2015**

**STRUKTURA SAOBRAĆAJNOG TOKA**  
**TRAFFIC FLOW COMPOSITION**

Automatski brojač broj - Automatic counter number  
 Lokalitet - Location / Stacionaža - Mileage [km+m]  
 Broj puta - Road number / Dionica - Section

000049  
 Trn / 5+697,00  
 M 16 / Klašnice 2 - Šargovac

Mjesec - Month	Smjer - Direction	Dužina vozila - Vehicle length								Ukupno - Total
		< 5,5 m	(%)	5,5 - 12 m	(%)	12 - 16,5 m	(%)	< 16,5 m	(%)	
Januar - January	I	183568	87.5	21824	10.4	3983	1.9	505	0.2	209880
	II	95810	89.3	9252	8.6	2203	2.1	35	0.0	107301
	ukupno - total	280436	88.4	30050	9.5	6276	2.0	420	0.1	317181
Februar - February	I	187514	87.5	22293	10.4	4068	1.9	516	0.2	214391
	II	94823	89.3	9157	8.6	2181	2.1	34	0.0	106195
	ukupno - total	283446	88.4	30373	9.5	6343	2.0	424	0.1	320586
Mart - March	I	225970	87.5	26865	10.4	4902	1.9	622	0.2	258359
	II	113879	89.3	10997	8.6	2619	2.1	41	0.0	127536
	ukupno - total	341189	88.4	36560	9.5	7635	2.0	510	0.1	385895
April - April	I	230789	87.5	27438	10.4	5007	1.9	635	0.2	263869
	II	120636	89.3	11650	8.6	2774	2.1	44	0.0	135104
	ukupno - total	352752	88.4	37799	9.5	7894	2.0	528	0.1	398973
Maj - May	I	230246	87.5	27374	10.4	4995	1.9	634	0.2	263249
	II	120780	89.3	11664	8.6	2777	2.1	44	0.0	135265
	ukupno - total	352346	88.4	37756	9.5	7885	2.0	527	0.1	398514
Juni - June	I	223305	87.5	26548	10.4	4845	1.9	615	0.2	255313
	II	109842	89.3	10608	8.6	2526	2.1	40	0.0	123015
	ukupno - total	334499	88.4	35843	9.5	7486	2.0	500	0.1	378328
Juli - July	I	234905	87.5	27927	10.4	5096	1.9	646	0.2	268576
	II	109607	89.3	10585	8.6	2521	2.1	40	0.0	122752
	ukupno - total	345993	88.4	37075	9.5	7743	2.0	518	0.1	391328
Avgust - August	I	244466	87.5	29064	10.4	5304	1.9	673	0.2	279507
	II	126783	89.3	12244	8.6	2915	2.1	46	0.0	141988
	ukupno - total	372665	88.4	39933	9.5	8340	2.0	558	0.1	421495
Septembar - September	I	232934	87.5	27693	10.4	5054	1.9	641	0.2	266321
	II	122751	89.3	11854	8.6	2823	2.1	45	0.0	137473
	ukupno - total	357014	88.4	38256	9.5	7990	2.0	534	0.1	403794
Oktobar - October	I	239069	87.5	28422	10.4	5187	1.9	658	0.2	273336
	II	129223	89.3	12479	8.6	2972	2.1	47	0.0	144721
	ukupno - total	369625	88.4	39607	9.5	8272	2.0	553	0.1	418057
Novembar - November	I	217098	87.5	25810	10.4	4710	1.9	597	0.2	248216
	II	114028	89.3	11012	8.6	2622	2.1	41	0.0	127704
	ukupno - total	332370	88.4	35615	9.5	7438	2.0	497	0.1	375920
Decembar - December	I	208239	87.5	24757	10.4	4518	1.9	573	0.2	238087
	II	110629	89.3	10684	8.6	2544	2.1	40	0.0	123896
	ukupno - total	320047	88.4	34295	9.5	7162	2.0	479	0.1	361983
Ukupno (godišnje) - Total (annual)	I	2658104	87.5	316017	10.4	57668	1.9	7315	0.2	3039104
	II	1368791	89.3	132185	8.6	31477	2.1	497	0.0	1532950
	ukupno - total	4042382	88.4	433161	9.5	90464	2.0	6047	0.1	4572054
Prosjeak (PGDS) - Average (AADT)	I	7282	85.9	866	11.1	158	2.7	20	0.3	8326
	II	3750	86.6	362	10.4	86	3.0	1	0.0	4200
	ukupno - total	11075	88.4	1187	9.5	248	2.0	17	0.1	12525

**BRONANJE VOZILA NA MREŽI PUTEVA U REPUBLICI SRPSKOJ – 2015. GODINA**  
**VEHICLE COUNTING ON THE ROAD NETWORK OF THE REPUBLIC OF SRPSKA – YEAR 2015**

**SAOBRAĆAJNI POKAZATELJI**

000049  
 Trn / 5+697,00  
 M 16 / Klačnice 2 - Šargovac

Automatski brojač broj  
 Lokalizet / Stacionaža [km+m]  
 Broj puta / Dionica

Mjesec	Smjer	minimalni čas		maksimalni čas		voz/dan	voz/dan	maksimalni dan	voz/dan	voz/dan	dnevni prosjek (05-21 h)	noćni prosjek (21-05 h)	prosjek radnim danom	prosjek vikendom	ljetni prosjek
		datum/dan	čas	datum/dan	čas										
Januar	I	13/utorak	1	14	5/ponedjeljak	14	659	7/srijeda	3915	8280	6084	686	3929	2841	
	II	27/utorak	2	4	10/subota	13	485	1/četvrtak	1181	4918	3209	253	2070	1392	
	I+II	19/četvrtak	2	24	5/ponedjeljak	13	1095	7/srijeda	5569	13198	9293	938	5999	4232	
Februar	I	18/srijeda	2	16	6/petak	15	673	1/nedjelja	5391	8752	6940	717	5709	1948	
	II	10/utorak	2	1	6/petak	16	424	1/nedjelja	2406	4754	3550	243	2888	905	
	I+II	3/utorak	2	22	6/petak	15	1090	1/nedjelja	7797	13506	10490	960	8597	2852	
Mart	I	28/subota	2	0	13/petak	16	690	29/nedjelja	6940	9083	7516	817	6112	2221	
	II	28/subota	2	0	13/petak	16	470	29/nedjelja	3070	4993	3874	241	3072	1043	
	I+II	28/subota	2	0	13/petak	16	1160	29/nedjelja	10010	14067	11390	1058	9185	3264	
April	I	23/četvrtak	2	23	30/četvrtak	15	716	19/nedjelja	6365	10012	7846	949	5979	2816	
	II	21/utorak	2	2	13/ponedjeljak	16	629	19/nedjelja	2946	6874	4209	296	3119	1386	
	I+II	23/četvrtak	2	32	13/ponedjeljak	16	1308	19/nedjelja	9311	16801	12055	1244	9097	4202	
Maj	I	19/utorak	2	27	3/nedjelja	13	692	1/petak	6831	9751	7399	1093	5666	2826	
	II	12/utorak	1	3	3/nedjelja	12	490	31/nedjelja	2767	5513	4043	321	3033	1331	
	I+II	19/utorak	2	38	3/nedjelja	12	1178	1/petak	9628	15264	11441	1414	8699	4156	
Juni	I	22/ponedjeljak	2	17	24/srijeda	16	679	7/nedjelja	6864	9539	7451	1058	6353	2156	8509
	II	3/srijeda	2	2	22/ponedjeljak	15	468	7/nedjelja	3037	4894	3786	316	3103	999	4102
	I+II	22/ponedjeljak	2	27	22/ponedjeljak	15	1069	7/nedjelja	9901	14256	11237	1374	9456	3155	12611
Juli	I	8/srijeda	2	25	26/nedjelja	12	659	5/nedjelja	7056	9429	7468	1195	6527	2136	8663
	II	7/utorak	2	2	26/nedjelja	12	391	5/nedjelja	2773	4563	3617	344	3043	918	3961
	I+II	8/srijeda	2	34	26/nedjelja	12	1050	5/nedjelja	9829	13992	11084	1539	9569	3054	12623
Avgust	I	25/utorak	2	2	9/nedjelja	12	480	23/nedjelja	3397	5418	4216	365	3229	1352	4581
	II	25/utorak	2	2	9/nedjelja	12	1171	23/nedjelja	11104	14993	12004	1593	9403	4193	13597
	I+II	25/utorak	2	38	9/nedjelja	12	1171	23/nedjelja	11104	14993	12004	1593	9403	4193	13597
Septembar	I	10/četvrtak	2	21	18/petak	15	714	13/nedjelja	7644	9608	7905	971	6629	2247	8876
	II	24/četvrtak	2	2	11/petak	16	512	13/nedjelja	3491	5783	4301	283	3513	1070	4584
	I+II	28/ponedjeljak	2	27	25/petak	15	1166	13/nedjelja	11135	15173	12206	1254	10148	3317	13460
Oktobar	I	14/srijeda	2	20	16/petak	16	714	18/nedjelja	7144	9689	7869	948	6420	2396	
	II	6/utorak	2	4	23/petak	15	494	18/nedjelja	3455	5630	4387	282	3441	1229	
	I+II	13/utorak	2	29	16/petak	16	1185	18/nedjelja	10599	15319	12256	1230	9861	3625	
Novembar	I	3/utorak	1	17	6/petak	15	685	8/nedjelja	6783	9157	7485	788	6036	2237	
	II	24/utorak	2	3	6/petak	16	470	29/nedjelja	3130	5063	4026	231	3181	1076	
	I+II	10/utorak	1	27	6/petak	16	1144	29/nedjelja	9987	14137	11511	1019	9217	3314	
Decembar	I	15/utorak	2	7	28/ponedjeljak	16	709	20/nedjelja	4393	9480	6943	737	5958	1721	
	II	3/četvrtak	3	2	29/utorak	16	485	20/nedjelja	2409	5394	3751	247	3191	806	
	I+II	15/utorak	2	18	28/ponedjeljak	16	1171	20/nedjelja	6802	14874	10693	984	9149	2528	
Godina	I	28.3./subota	2	0	30.4./četvrtak	15	716	7.1./srijeda	3915	10012	7392	934	8627	7652	8767
	II	28.3./subota	2	0	13.4./ponedjeljak	16	629	1.1./četvrtak	1181	6874	3915	286	4452	3641	4306
	I+II	28.3./subota	2	0	13.4./ponedjeljak	16	1308	7.1./srijeda	5569	16801	11307	1219	13079	11293	13073

**BROJANJE VOZILA NA MREŽI PUTEVA U REPUBLICI SRPSKOJ – 2015. GODINA**  
**VEHICLE COUNTING ON THE ROAD NETWORK OF THE REPUBLIC OF SRPSKA – YEAR 2015**

**TRAFFIC PARAMETERS**

000049

Trn / 5+697,00

M 16 / Klačnice 2 - Šargovac

Automatic counter number

Location / Mileage [km+m]

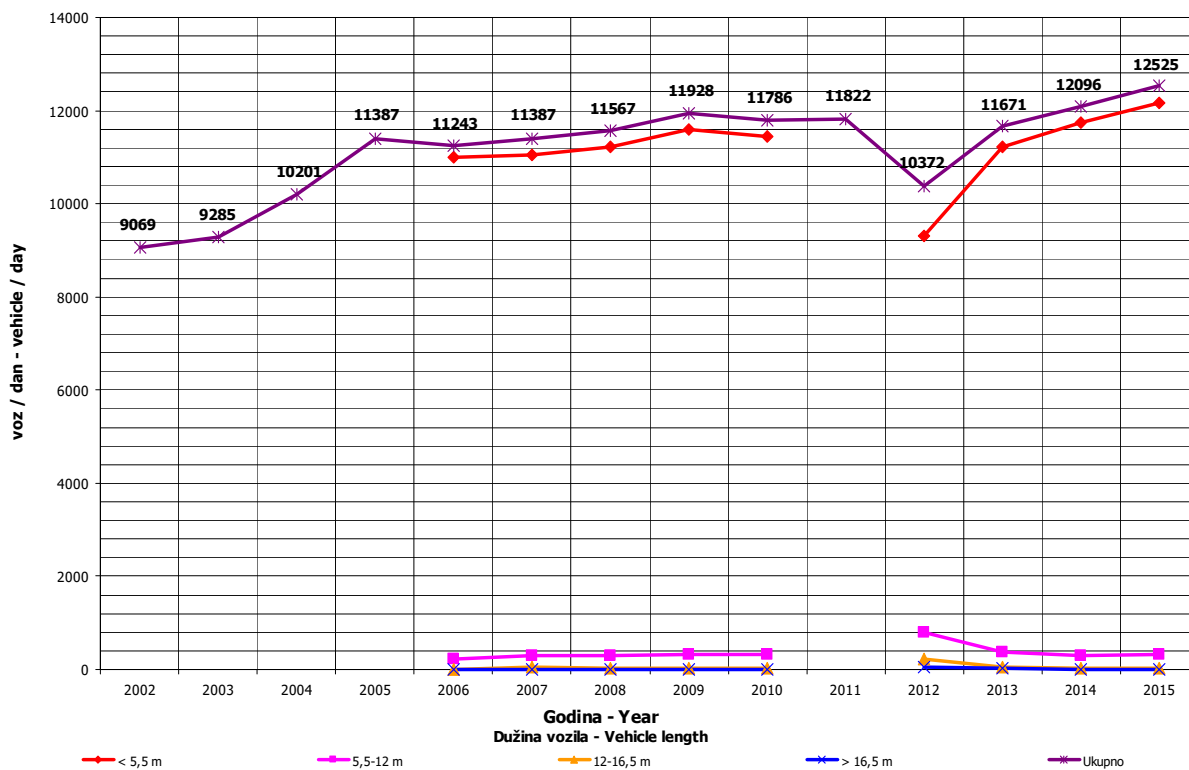
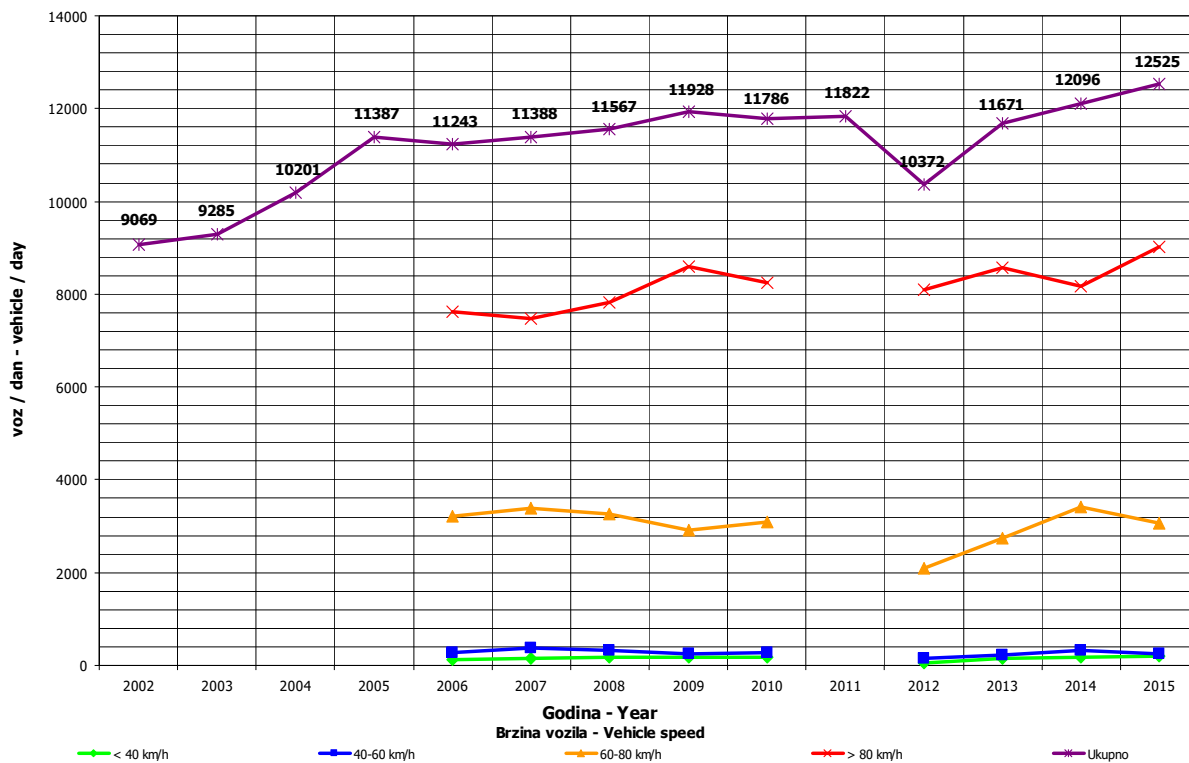
Road number / Section

Month	Direction	minimum hour		maximum hour		veh/h	veh/day	minimum day		maximum day		day time average (5-21 h)	night average (21-05 h)	working day average	weekend average	summer average
		date/day	hour	date/day	hour			date/day	veh/day	date/day	veh/day					
January	I	13/Tuesday	1	4	5/Monday	14	3915	7/Wednesday	8280	5/Monday	8280	6084	686	3929	2841	
	II	27/Tuesday	2	4	10/Saturday	13	485	1/Thursday	1181	5/Monday	4918	3209	253	2070	1392	
	I+II	15/Thursday	2	24	5/Monday	13	1095	7/Wednesday	5569	5/Monday	13198	9293	938	5999	4232	
February	I	18/Wednesday	2	16	6/Friday	15	673	1/Sunday	5391	6/Friday	8752	6940	717	5709	1948	
	II	10/Tuesday	2	1	6/Friday	16	424	1/Sunday	2406	6/Friday	4754	3550	243	2888	905	
	I+II	3/Tuesday	2	22	6/Friday	15	1090	1/Sunday	7797	6/Friday	13506	10490	960	8597	2852	
March	I	28/Saturday	2	0	13/Friday	16	690	29/Sunday	6940	20/Friday	9083	7516	817	6112	2221	
	II	28/Saturday	2	0	13/Friday	16	470	29/Sunday	3070	6/Friday	4993	3874	241	3072	1043	
	I+II	28/Saturday	2	0	13/Friday	16	1160	29/Sunday	10010	6/Friday	14067	11390	1058	9185	3264	
April	I	23/Thursday	2	23	30/Thursday	15	716	19/Sunday	6365	30/Thursday	10012	7846	949	5979	2816	
	II	21/Tuesday	2	2	13/Monday	16	629	19/Sunday	2946	13/Monday	6874	4209	296	3119	1386	
	I+II	23/Thursday	2	32	13/Monday	16	1308	19/Sunday	9311	13/Monday	16801	12055	1244	9097	4202	
May	I	19/Tuesday	2	27	3/Sunday	13	692	1/Friday	6831	8/Friday	9751	7399	1093	5666	2826	
	II	12/Tuesday	1	3	3/Sunday	12	490	31/Sunday	2767	8/Friday	5513	4043	321	3033	1331	
	I+II	19/Tuesday	2	38	3/Sunday	12	1178	1/Friday	9628	8/Friday	15264	11441	1414	8699	4156	
June	I	22/Monday	2	17	24/Wednesday	16	679	7/Sunday	6864	12/Friday	9539	7451	1058	6353	2156	8509
	II	3/Wednesday	2	2	22/Monday	15	468	7/Sunday	3037	26/Friday	4894	3786	316	3103	999	4102
	I+II	3/Wednesday	2	27	22/Monday	15	1069	7/Sunday	9901	12/Friday	14256	11237	1374	9456	3155	12611
July	I	8/Wednesday	2	25	26/Sunday	12	659	5/Sunday	7056	10/Friday	9429	7468	1195	6527	2136	8663
	II	7/Tuesday	2	2	26/Sunday	12	391	5/Sunday	2773	10/Friday	4563	3617	344	3043	918	3961
	I+II	8/Wednesday	2	34	26/Sunday	12	1050	5/Sunday	9829	10/Friday	13992	11084	1539	9569	3054	12623
August	I	31/Monday	2	32	9/Sunday	12	691	23/Sunday	7707	7/Friday	9667	7788	1227	6174	2842	9016
	II	25/Tuesday	2	2	9/Sunday	12	480	23/Sunday	3397	14/Friday	5418	4216	365	3229	1352	4581
	I+II	25/Tuesday	2	38	9/Sunday	12	1171	23/Sunday	11104	14/Friday	14993	12004	1593	9403	4193	13597
September	I	10/Thursday	2	21	18/Friday	15	714	13/Sunday	7644	18/Friday	9608	7905	971	6629	2247	8876
	II	24/Thursday	2	2	11/Friday	16	512	13/Sunday	3491	11/Friday	5783	4301	283	3513	1070	4584
	I+II	28/Monday	2	27	25/Friday	15	1166	13/Sunday	11135	11/Friday	15173	12206	1254	10143	3317	13460
October	I	14/Wednesday	2	20	16/Friday	16	714	18/Sunday	7144	16/Friday	9689	7869	948	6420	2396	
	II	6/Tuesday	2	4	23/Friday	15	494	18/Sunday	3455	16/Friday	5630	4387	282	3441	1229	
	I+II	13/Tuesday	2	29	16/Friday	16	1185	18/Sunday	10599	16/Friday	15319	12256	1230	9861	3625	
November	I	3/Tuesday	1	17	6/Friday	15	685	8/Sunday	6783	13/Friday	9157	7485	788	6036	2237	
	II	24/Tuesday	2	3	6/Friday	16	470	29/Sunday	3130	2/Monday	5063	4026	231	3181	1076	
	I+II	10/Tuesday	1	27	6/Friday	16	1144	29/Sunday	9987	20/Friday	14137	11511	1019	9217	3314	
December	I	15/Tuesday	2	7	28/Monday	16	709	20/Sunday	4393	30/Wednesday	9480	6943	737	5958	1721	
	II	3/Thursday	3	2	29/Tuesday	16	485	20/Sunday	2409	30/Wednesday	5394	3751	247	3191	806	
	I+II	15/Tuesday	2	18	28/Monday	16	1171	20/Sunday	6802	30/Wednesday	14874	10693	984	9149	2528	
Year	I	28.3./Saturday	2	0	30.4./Thursday	15	716	7.1./Wednesday	3915	30.4./Thursday	10012	7392	934	8627	7652	8767
	II	28.3./Saturday	2	0	13.4./Monday	16	629	1.1./Thursday	1181	13.4./Monday	6874	3915	286	4452	3641	4306
	I+II	28.3./Saturday	2	0	13.4./Monday	16	1308	7.1./Wednesday	5569	13.4./Monday	16801	11307	1219	13079	11293	13073

## GODIŠNJA NERAVNOMJERNOST SAOBRAĆAJNOG TOKA TRAFFIC FLOW ANNUAL VARIATION

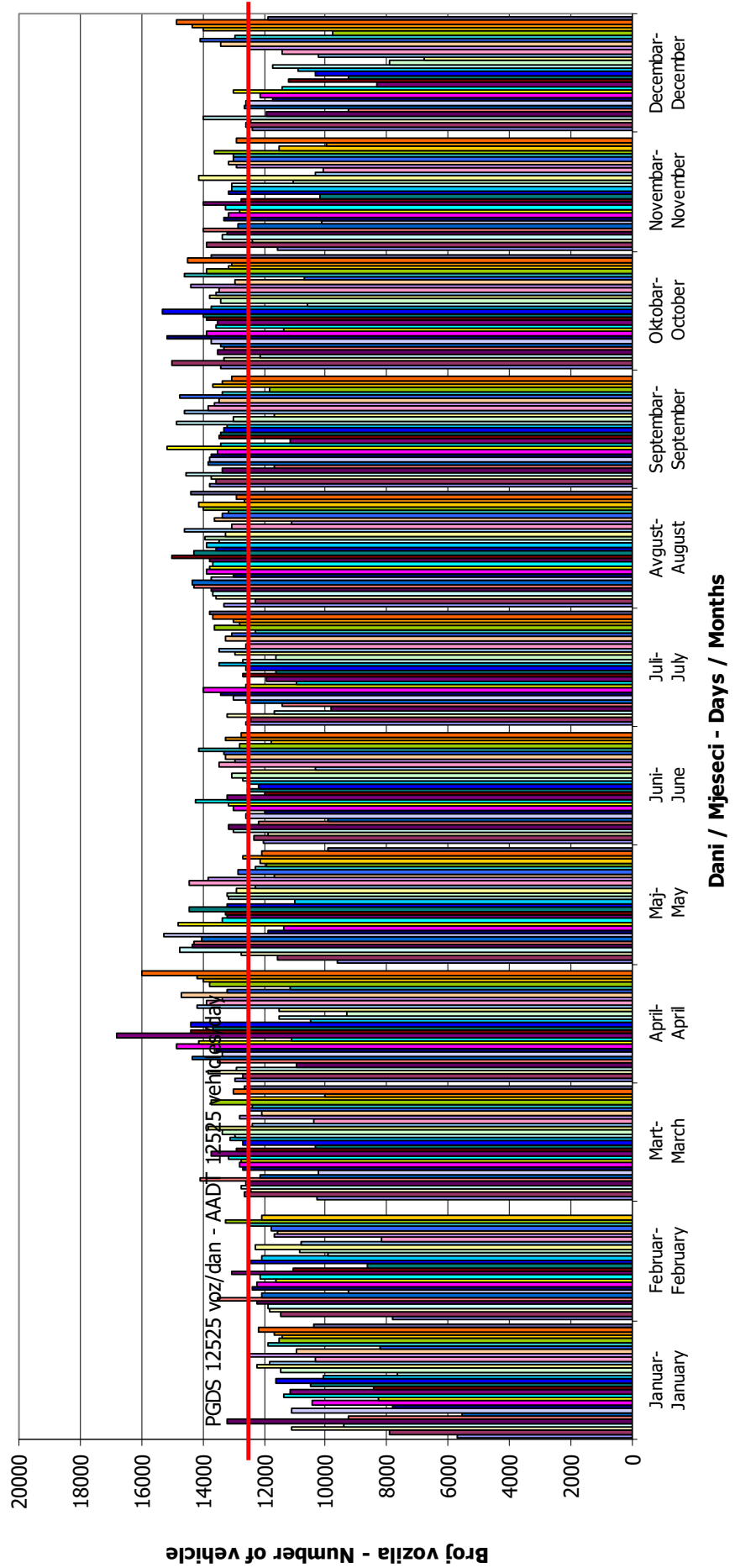
Automatski brojač broj - Automatic counter number  
 Lokalizet - Location / Stacionaža - Mileage [km+m]  
 Broj puta - Road number / Dionica - Section

000049  
 Trn / 5+697,00  
 M 16 / Klašnice 2 - Šargovac



**DNEVNA NERAVNOMJERNOST SAOBRAĆAJNOG TOKA  
 TRAFFIC FLOW DAILY VARIATION**

Automatski brojač broj - Automatic counter number 000049  
 Lokalizet - Location / Stacionaža - Mileage [km+mm] Trn / 5+697,00  
 Broj puta - Road number/ Dionica - Section M 16 / Klačnice 2 - Šargovac

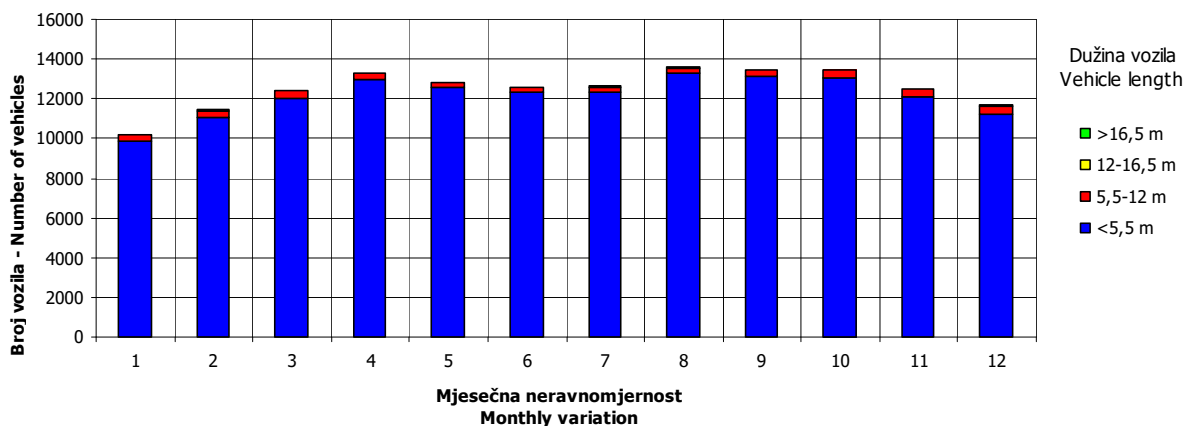
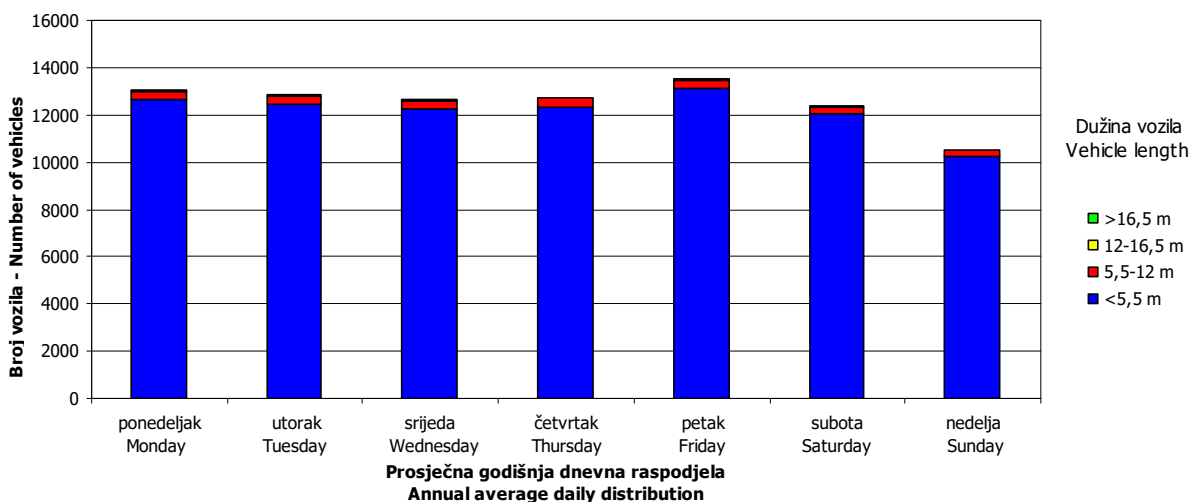
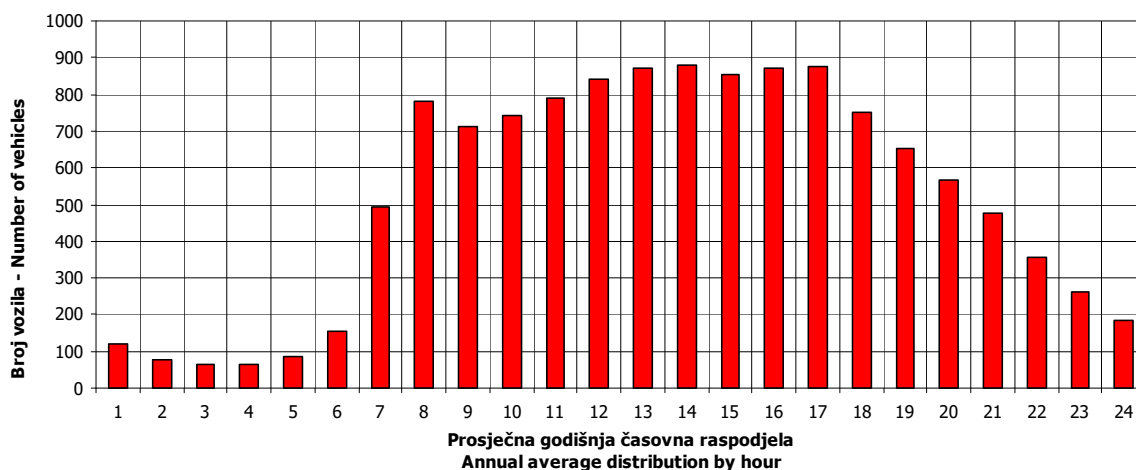


## VREMENSKA RASPODJELA SAOBRAĆAJNOG TOKA TRAFFIC FLOW TIME DISTRIBUTION

Automatski brojač broj - Automatic counter number  
 Lokalizet - Location / Stacionaža - Mileage [km+m]  
 Broj puta - Road number / Dionica - Section

000049  
 Trn / 5+697,00  
 M 16 / Klašnice 2 - Šargovac

**PGDS 12525 voz/dan AADT 12525 veh/day**

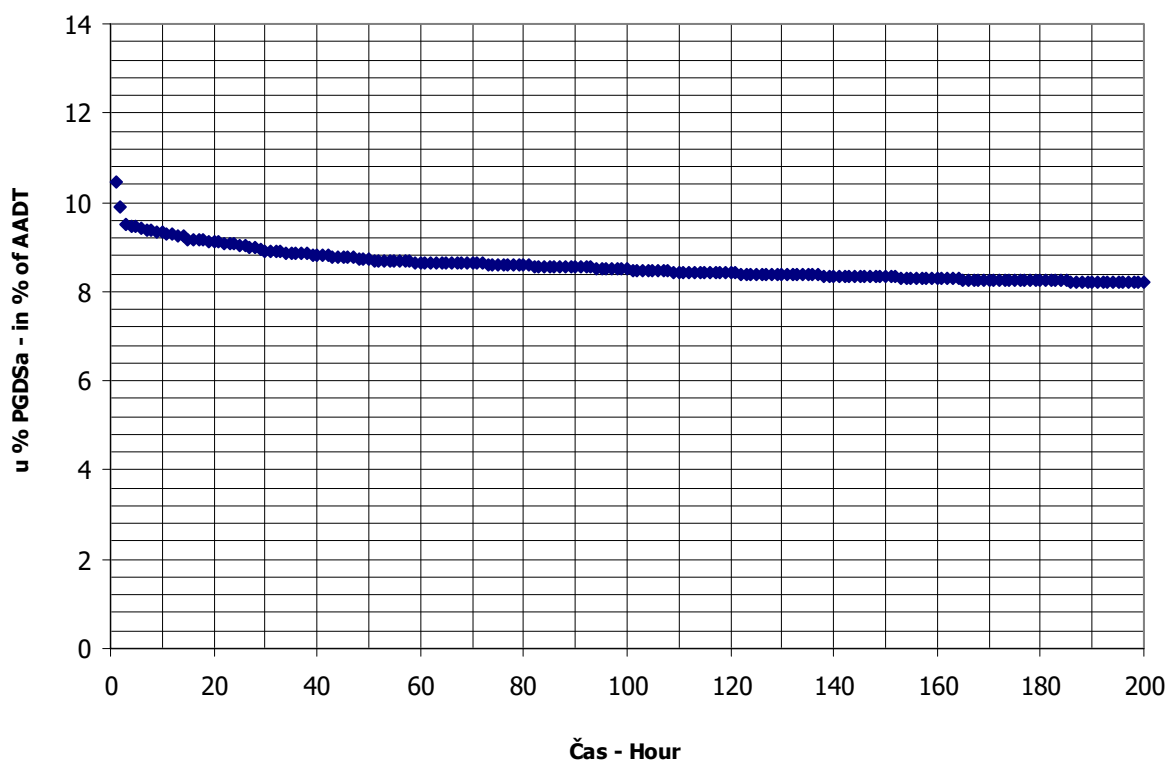




## SATNA DISTRIBUCIJA SAOBRAĆAJNOG TOKA TRAFFIC FLOW HOURLY DISTRIBUTION

Automatski brojač broj - Automatic counter number 000049  
 Lokalitet - Location / Stacionaža - Mileage [km+m] Trn / 5+697,00  
 Broj puta - Road number / Dionica - Section M 16 / Klašnice 2 - Šargovac

<b>PGDS - AADT</b>	<b>12525 voz/dan - veh/day</b>							
Čas - Hour	Maksimalni vršni sat - Maximum peak hour	10	20	30	40	50	100	200
Sat u danu - Hour of day	16	15	15	16	16	15	12	7
Sat u godini - Hour in year	2464	6423	7431	6880	6328	879	60	6367
Dan - Day of week	ponedeljak - Monday	petak - Friday	petak - Friday	srijeda - Wednesday	ponedeljak - Monday	petak - Friday	subota - Saturday	srijeda - Wednesday
Datum - Date	13	25	6	14	21	6	3	23
Mjesec - Month	april - April	septembar - September	novembar - November	oktobar - October	septembar - September	februar - February	januar - January	septembar - September
Vrijednost - Value	1308	1166	1140	1115	1102	1090	1063	1026
% - percent	10.44	9.31	9.10	8.90	8.80	8.70	8.49	8.19



**BROJANJE VOZILA NA MREŽI PUTEVA U REPUBLICI SRPSKOJ – 2015. GODINA**  
**VEHICLE COUNTING ON THE ROAD NETWORK OF THE REPUBLIC OF SRPSKA – YEAR 2015**

**MJESEČNI BROJ VOZILA**  
**MONTHLY NUMBER OF VEHICLES**

Automatski brojač broj - Automatic counter number  
 Lokalitet - Location / Stacionaža - Mileage [km+m]  
 Broj puta - Road number / Dionica - Section

000050  
 Tm / 5+650,00  
 M 16L / Klašnice 2 - Šargovac

	Mjesec - Month											
	Januar- January	Februar- February	Mart- March	April- April	Maj- May	Juni- June	Jul- July	August- August	Septembar- September	Oktobar- October	Novembar- November	Decembar- December
1	5705	10309	10773	12426	13017	12749	12267	14542	14028	13708	14527	10446
2	8292	10450	9187	11665	9333	11686	12657	15041	14829	13665	13188	12756
3	11988	10933	12226	12111	10616	12459	12730	14920	14454	13435	10391	12254
4	13229	11206	12553	12716	11231	12459	12966	12144	14296	14860	12547	12777
5	10964	11077	12279	13294	9962	13328	14210	13411	14582	13320	12723	14217
6	6595	11336	12573	10916	13219	13968	13632	13205	14964	11167	13551	14879
7	6153	12548	13368	8778	14538	14060	11205	12946	14922	13749	13854	13028
8	10336	9745	11177	12261	15568	12297	12109	14024	12693	13478	15430	10061
9	8673	10718	8912	12549	9892	10875	13770	14671	14637	13340	14178	12505
10	11805	11323	12183	12614	12683	11832	13535	14078	13971	13375	11250	12403
11	12270	11315	12187	13161	13056	12473	14235	12138	14125	14509	13380	12518
12	10335	10936	12205	14112	11088	12249	14601	13799	13644	13077	13310	13149
13	7799	11139	11872	11601	13219	11951	13016	14022	16551	12544	13496	14173
14	9057	12384	12692	9984	12784	12841	12406	14059	14665	13394	14077	14033
15	10927	9886	10661	13239	13751	12139	12668	13185	11034	13390	15676	10937
16	11199	11755	9177	13203	13074	11313	12509	13973	13481	13242	14511	13679
17	12523	11568	12259	13380	15032	12090	12519	13188	13171	13079	11154	12390
18	12738	11331	12437	13461	13063	11562	13042	11542	14770	14555	13435	13264
19	11479	11384	12558	14960	10751	11604	14234	12976	13746	13009	13285	14391
20	9247	11180	12023	12583	13384	12040	13352	13089	15230	10213	12746	18740
21	11528	12014	13738	10143	12901	14343	11311	13023	13894	11835	13187	20821
22	11728	9753	12089	13191	13238	13510	12770	13157	10765	12123	15151	15088
23	11371	11024	8603	13372	12730	12025	15894	13981	11251	12620	13406	14953
24	11429	11657	12132	13398	13961	13887	13162	12746	14092	12941	10827	14735
25	9187	11426	11502	13381	12499	12301	13470	11770	14218	14802	12963	14999
26	10235	11473	12293	13521	10215	12129	14483	12269	14653	13209	12475	15780
27	11048	11840	13163	13806	13193	12867	13950	13076	16334	10174	12455	17380
28	11581	13118	13542	10877	12706	13505	12105	14075	15804	13125	12638	15538
29	11314		13169	12065	12677	12390	14132	15390	12141	13705	14086	11540
30	11739		13155	14551	12622	10766	13716	17045	14178	14867	13072	9692
31	12313		9188		14790		14066	15894		15668		12176
Ukupno- Total	324787	314828	365876	377319	390793	373698	410722	423379	421123	410178	396969	425302
Prosje- Average	10477	11244	11802	12577	12606	12457	13249	13657	14037	13232	13232	13719
Godšnji prosjek (PGDS) - Annual average (AADT)												12698

**BROJANJE VOZILA NA MREŽI PUTEVA U REPUBLICI SRPSKOJ – 2015. GODINA**  
**VEHICLE COUNTING ON THE ROAD NETWORK OF THE REPUBLIC OF SRPSKA – YEAR 2015**

**STRUKTURA SAOBRAĆAJNOG TOKA**  
**TRAFFIC FLOW COMPOSITION**

Automatski brojač broj - Automatic counter number  
 Lokalitet - Location / Stacionaža - Mileage [km+m]  
 Broj puta - Road number / Dionica - Section

000050  
 Trn / 5+650,00  
 M 16L / Klašnice 2 - Šargovac

Mjesec - Month	Smjer - Direction	Dužina vozila - Vehicle length								Ukupno - Total
		< 5,5 m	(%)	5,5 - 12 m	(%)	12 - 16,5 m	(%)	< 16,5 m	(%)	
Januar - January	I	188257	87.5	22382	10.4	4084	1.9	518	0.2	215241
	II	97815	89.3	9446	8.6	2249	2.1	36	0.0	109546
	ukupno - total	287160	88.4	30771	9.5	6426	2.0	430	0.1	324787
Februar - February	I	180773	87.5	21492	10.4	3922	1.9	498	0.2	206684
	II	96563	89.3	9325	8.6	2221	2.1	35	0.0	108144
	ukupno - total	278355	88.4	29827	9.5	6229	2.0	416	0.1	314828
Mart - March	I	212276	87.5	25237	10.4	4605	1.9	584	0.2	242703
	II	109983	89.3	10621	8.6	2529	2.1	40	0.0	123173
	ukupno - total	323489	88.4	34663	9.5	7239	2.0	484	0.1	365876
April - April	I	219165	87.5	26056	10.4	4755	1.9	603	0.2	250579
	II	113168	89.3	10929	8.6	2602	2.1	41	0.0	126740
	ukupno - total	333607	88.4	35748	9.5	7466	2.0	499	0.1	377319
Maj - May	I	230395	87.5	27391	10.4	4998	1.9	634	0.2	263419
	II	113734	89.3	10983	8.6	2615	2.1	41	0.0	127374
	ukupno - total	345520	88.4	37024	9.5	7732	2.0	517	0.1	390793
Juni - June	I	187550	87.5	22297	10.4	4069	1.9	516	0.2	214432
	II	142210	89.3	13733	8.6	3270	2.1	52	0.0	159266
	ukupno - total	330405	88.4	35405	9.5	7394	2.0	494	0.1	373698
Juli - July	I	199156	87.5	23677	10.4	4321	1.9	548	0.2	227702
	II	163421	89.3	15782	8.6	3758	2.1	59	0.0	183020
	ukupno - total	363140	88.4	38912	9.5	8127	2.0	543	0.1	410722
Avgust - August	I	203701	87.5	24218	10.4	4419	1.9	561	0.2	232898
	II	170083	89.3	16425	8.6	3911	2.1	62	0.0	190481
	ukupno - total	374331	88.4	40111	9.5	8377	2.0	560	0.1	423379
Septembar - September	I	193564	87.5	23012	10.4	4199	1.9	533	0.2	221309
	II	178417	89.3	17230	8.6	4103	2.1	65	0.0	199814
	ukupno - total	372336	88.4	39898	9.5	8332	2.0	557	0.1	421123
Oktobar - October	I	201493	87.5	23955	10.4	4371	1.9	555	0.2	230374
	II	160550	89.3	15504	8.6	3692	2.1	58	0.0	179804
	ukupno - total	362659	88.4	38861	9.5	8116	2.0	543	0.1	410178
Novembar - November	I	194396	87.5	23111	10.4	4217	1.9	535	0.2	222260
	II	156000	89.3	15065	8.6	3587	2.1	57	0.0	174709
	ukupno - total	350980	88.4	37609	9.5	7855	2.0	525	0.1	396969
Decembar - December	I	203331	87.5	24174	10.4	4411	1.9	560	0.2	232476
	II	172177	89.3	16627	8.6	3959	2.1	62	0.0	192826
	ukupno - total	376031	88.4	40294	9.5	8415	2.0	563	0.1	425302
Ukupno (godišnje) - Total (annual)	I	2414058	87.5	287003	10.4	52373	1.9	6644	0.2	2760078
	II	1674120	89.3	161671	8.6	38498	2.1	608	0.0	1874896
	ukupno - total	4098012	88.4	439122	9.5	91709	2.0	6131	0.1	4634974
Prosjeak (PGDS) - Average (AADT)	I	6614	85.9	786	11.1	143	2.7	18	0.3	7562
	II	4587	86.6	443	10.4	105	3.0	2	0.0	5137
	ukupno - total	11227	88.4	1203	9.5	251	2.0	17	0.1	12698

**BRONANJE VOZILA NA MREŽI PUTEVA U REPUBLICI SRPSKOJ – 2015. GODINA**  
**VEHICLE COUNTING ON THE ROAD NETWORK OF THE REPUBLIC OF SRPSKA – YEAR 2015**

**SAOBRAĆAJNI POKAZATELJI**

000050  
 Trn / 5+650,00  
 M 16L / Klašnice 2 - Šargovac

Automatski brojač broj  
 Lokalizet / Stacionaža [km+m]  
 Broj puta / Dionica

Mjesec	Smjer	minimalni čas			maksimalni čas			voz/h	minimalni dan		maksimalni dan		dnevni prosjek (05-21 h)	noćni prosjek (21-05 h)	prosjek radnim danom	prosjek vikendom	ljetni prosjek
		datum/dan	čas	voz/h	datum/dan	čas	voz/h		datum/dan	voz/dan							
Januar	I	19/četvrtak	3	16	11/nedjelja	15	667	1/četvrtak	4612	4/nedjelja	8925	6108	834	3598	3345		
	II	11/nedjelja	2	0	11/nedjelja	15	474	1/četvrtak	1093	18/nedjelja	5873	3253	281	1977	1557		
	I+II	27/utorak	3	18	11/nedjelja	15	1141	1/četvrtak	5705	4/nedjelja	13229	9361	1116	5575	4902		
Februar	I	20/petak	3	6	21/subota	8	673	2/ponedjeljak	5248	28/subota	8735	6513	868	5162	2220		
	II	6/petak	4	0	17/utorak	8	522	8/nedjelja	2665	16/ponedjeljak	5980	3577	285	2876	986		
	I+II	25/srijeda	2	17	17/utorak	8	1179	8/nedjelja	9745	28/subota	13118	10090	1154	8038	3206		
Mart	I	29/nedjelja	2	0	18/srijeda	7	709	23/ponedjeljak	6359	21/subota	9122	7006	822	5505	2324		
	II	4/srijeda	3	0	11/srijeda	7	516	23/ponedjeljak	2244	29/nedjelja	6239	3748	226	2710	1264		
	I+II	29/nedjelja	2	0	11/srijeda	7	1198	23/ponedjeljak	8603	21/subota	13738	10754	1049	8215	3587		
April	I	9/četvrtak	2	19	30/četvrtak	13	763	7/utorak	6502	19/nedjelja	9625	7416	936	5478	2874		
	II	1/srijeda	3	0	22/srijeda	7	554	7/utorak	2276	25/subota	5926	3992	233	2672	1554		
	I+II	9/četvrtak	2	20	22/srijeda	7	1262	7/utorak	8778	19/nedjelja	14960	11408	1169	8150	4427		
Maj	I	1/petak	2	18	6/srijeda	12	859	2/subota	6726	8/petak	10573	7437	1060	5562	2935		
	II	13/srijeda	2	0	6/srijeda	12	512	26/utorak	2526	1/petak	5633	3890	220	2601	1509		
	I+II	21/četvrtak	2	21	6/srijeda	12	1371	2/subota	9333	8/petak	15568	11327	1279	8163	4444		
Juni	I	26/petak	2	19	1/ponedjeljak	16	727	25/četvrtak	5685	1/ponedjeljak	8824	5984	1163	5226	1921	7147	
	II	3/srijeda	1	7	21/nedjelja	7	553	2/utorak	3543	21/nedjelja	6732	4655	655	3712	1598	5309	
	I+II	26/petak	2	39	21/nedjelja	7	1097	30/utorak	10766	21/nedjelja	14343	10639	1818	8937	3519	12457	
Juli	I	4/subota	2	22	23/četvrtak	15	610	8/srijeda	6649	23/četvrtak	8652	6014	771	5412	1933	7345	
	II	8/srijeda	2	8	9/četvrtak	13	565	7/utorak	4144	23/četvrtak	7242	5130	734	4249	1656	5904	
	I+II	3/petak	2	46	23/četvrtak	11	1044	7/utorak	11205	23/četvrtak	15894	11144	2105	9661	3588	13249	
Avgust	I	29/subota	2	23	29/subota	15	611	26/srijeda	6833	30/nedjelja	8560	6269	1243	5031	2481	7512	
	II	20/četvrtak	2	12	2/nedjelja	16	555	18/utorak	4292	30/nedjelja	8485	5391	754	3948	2197	6145	
	I+II	21/petak	2	55	29/subota	15	1121	18/utorak	11542	30/nedjelja	17045	11660	1997	8980	4678	13657	
Septembar	I	6/nedjelja	22	0	27/nedjelja	17	699	23/srijeda	4987	27/nedjelja	8968	6480	898	5258	2119	7377	
	II	16/srijeda	2	18	1/utorak	20	650	15/utorak	4979	13/nedjelja	7715	5793	867	4789	1871	6660	
	I+II	25/petak	2	40	27/nedjelja	17	1136	22/utorak	10765	13/nedjelja	16551	12273	1765	10047	3990	14037	
Oktobar	I	10/subota	2	16	30/petak	16	624	20/utorak	6178	31/subota	8112	6556	875	5186	2245		
	II	14/srijeda	2	10	31/subota	10	602	27/utorak	3947	31/subota	7556	5265	536	3942	1859		
	I+II	10/subota	2	35	30/petak	16	1162	27/utorak	10174	31/subota	15668	11821	1411	9128	4104		
Novembar	I	5/petak	2	10	8/nedjelja	15	717	10/utorak	6210	22/nedjelja	8621	6555	854	4977	2432		
	II	27/petak	2	8	8/nedjelja	15	571	3/utorak	3906	15/nedjelja	7069	5197	626	3968	1855		
	I+II	17/četvrtak	2	26	8/nedjelja	15	1210	3/utorak	10391	15/nedjelja	15676	11753	1480	8945	4288		
Decembar	I	12/subota	2	10	25/petak	15	808	30/srijeda	5339	21/ponedjeljak	10964	6565	934	5306	2193		
	II	12/subota	2	10	21/ponedjeljak	16	651	8/utorak	4321	21/ponedjeljak	9857	5459	761	4455	1765		
	I+II	12/subota	2	24	21/ponedjeljak	15	1406	30/srijeda	9692	21/ponedjeljak	20821	12024	1695	9761	3958		
Godina	I	29.3./nedjelja	2	0	6.5./srijeda	12	859	1.1./četvrtak	4612	21.12./ponedjeljak	10964	6274	986	7446	7347		
	II	11.1./nedjelja	2	0	21.12./ponedjeljak	16	651	1.1./četvrtak	1093	21.12./ponedjeljak	9857	4618	519	5060	5309		
	I+II	29.3./nedjelja	2	0	21.12./ponedjeljak	15	1406	1.1./četvrtak	5705	21.12./ponedjeljak	20821	11193	1505	12506	13129	13352	

**BROJANJE VOZILA NA MREŽI PUTEVA U REPUBLICI SRPSKOJ – 2015. GODINA**  
**VEHICLE COUNTING ON THE ROAD NETWORK OF THE REPUBLIC OF SRPSKA – YEAR 2015**

**TRAFFIC PARAMETERS**

000050

Trn / 5+650,00

M 16L / Klačnice 2 - Šargovac

Automatic counter number

Location / Mileage [km+m]

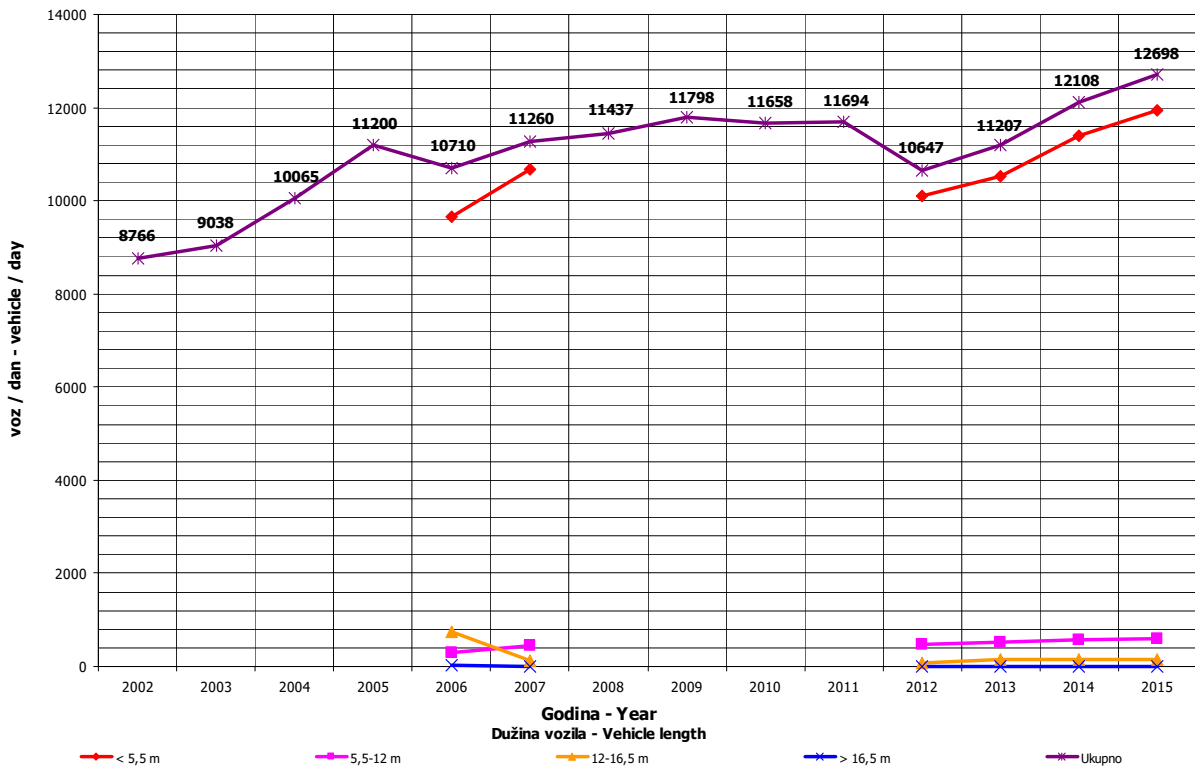
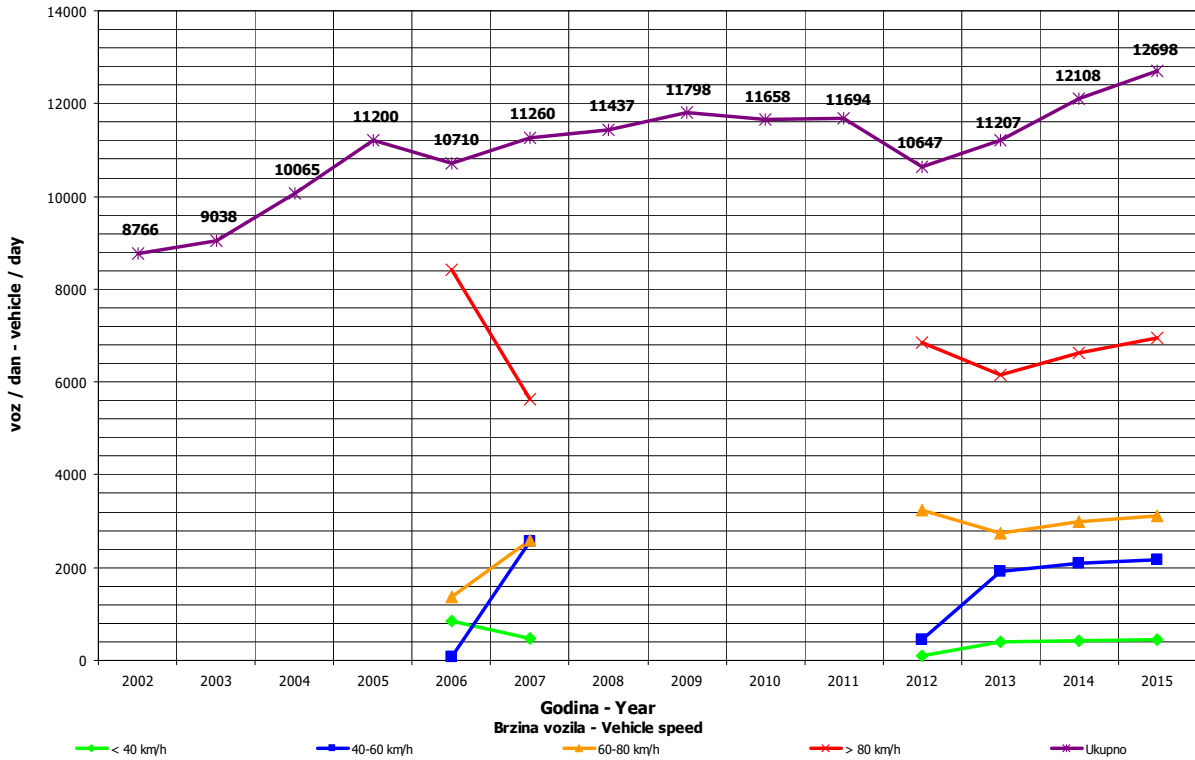
Road number / Section

Month	Direction	minimum hour		maximum hour		veh/h	veh/day	minimum day		maximum day		day time average (5-21 h)	night average (21-05 h)	working day average	weekend average	summer average
		date/day	hour	date/day	hour			date/day	hour	date/day	hour					
January	I	15/Thursday	3	16	11/Sunday	15	4612	17/Thursday	8925	4/Sunday	8925	6108	834	3598	3345	
	II	11/Sunday	2	0	11/Sunday	15	1093	17/Thursday	5873	18/Sunday	5873	3253	281	1977	1557	
	I+II	27/Tuesday	3	18	11/Sunday	15	5705	17/Thursday	13229	4/Sunday	13229	9361	1116	5575	4902	
February	I	20/Friday	3	6	21/Saturday	8	5248	2/Monday	8735	28/Saturday	8735	6513	868	5162	2220	
	II	6/Friday	4	0	17/Tuesday	8	522	8/Sunday	2665	19/Monday	2665	3577	285	2876	986	
	I+II	25/Wednesday	2	17	17/Tuesday	8	1179	8/Sunday	9745	28/Saturday	13118	10090	1154	8038	3206	
March	I	29/Sunday	2	0	18/Wednesday	7	709	23/Monday	6359	21/Saturday	9122	7006	822	5505	2324	
	II	4/Wednesday	3	0	11/Wednesday	7	516	23/Monday	2244	29/Sunday	6239	3748	226	2710	1264	
	I+II	29/Sunday	2	0	11/Wednesday	7	1198	23/Monday	8603	21/Saturday	13738	10754	1049	8215	3587	
April	I	9/Thursday	2	19	30/Thursday	13	763	7/Tuesday	6502	19/Sunday	9625	7416	936	5478	2874	
	II	1/Wednesday	3	0	22/Wednesday	7	554	7/Tuesday	2276	25/Saturday	5926	3992	233	2672	1554	
	I+II	9/Thursday	2	20	22/Wednesday	7	1262	7/Tuesday	8778	19/Sunday	14960	11408	1169	8150	4427	
May	I	13/Wednesday	2	18	6/Wednesday	12	859	2/Saturday	6726	8/Friday	10573	7437	1060	5562	2935	
	II	21/Thursday	2	21	6/Wednesday	12	512	26/Tuesday	2526	1/Friday	5633	3890	220	2601	1509	
	I+II	26/Friday	2	19	6/Wednesday	12	1371	2/Saturday	9333	8/Friday	15568	11327	1279	8163	4444	
June	I	3/Wednesday	1	7	21/Sunday	7	553	2/Tuesday	5685	1/Monday	8824	5984	1163	5226	1921	7147
	II	26/Friday	2	39	21/Sunday	7	1097	2/Tuesday	3543	21/Sunday	6732	4655	655	3712	1598	5309
	I+II	4/Saturday	2	22	23/Thursday	15	610	8/Wednesday	10766	21/Sunday	14343	30639	1818	8937	3519	12457
July	I	8/Wednesday	2	8	9/Thursday	13	565	7/Tuesday	4144	23/Thursday	7242	5130	774	4249	1656	5904
	II	3/Friday	2	46	23/Thursday	11	1044	7/Tuesday	11205	23/Thursday	15894	11144	2105	9661	3588	13249
	I+II	20/Thursday	2	23	29/Saturday	15	611	26/Wednesday	6833	30/Sunday	8560	6269	1243	5031	2481	7512
August	I	20/Thursday	2	12	2/Sunday	16	555	18/Tuesday	4292	30/Sunday	8485	5391	754	3948	2197	6145
	II	21/Friday	2	55	29/Saturday	15	1121	18/Tuesday	11542	30/Sunday	17045	11660	1997	8980	4678	13657
	I+II	6/Sunday	22	0	27/Sunday	17	699	23/Wednesday	4987	27/Sunday	8968	6480	898	5258	2119	7377
September	I	16/Wednesday	2	18	1/Thursday	20	650	15/Tuesday	4979	13/Sunday	7715	5793	867	4789	1871	6660
	II	25/Friday	2	40	27/Sunday	17	1136	22/Tuesday	10765	13/Sunday	16551	12273	1765	10047	3990	14037
	I+II	10/Saturday	2	16	30/Friday	16	624	20/Tuesday	6178	31/Saturday	8112	6556	875	5186	2245	
October	I	14/Wednesday	2	10	31/Saturday	10	602	27/Tuesday	3947	31/Saturday	7556	5265	536	3942	1859	
	II	10/Saturday	2	35	30/Friday	16	1162	27/Tuesday	10174	31/Saturday	15668	11821	1411	9128	4104	
	I+II	27/Friday	2	10	8/Sunday	15	717	10/Tuesday	6210	25/Sunday	8621	6555	854	4977	2432	
November	I	5/Thursday	2	8	5/Thursday	16	571	3/Tuesday	3906	15/Sunday	7069	5197	626	3968	1855	
	II	27/Friday	2	26	8/Sunday	15	1210	3/Tuesday	10391	15/Sunday	15676	11753	1480	8945	4288	
	I+II	17/Thursday	2	10	25/Friday	15	808	30/Wednesday	5339	21/Monday	10964	6565	934	5306	2193	
December	I	12/Saturday	2	10	21/Monday	16	651	8/Tuesday	4321	21/Monday	9857	5459	761	4455	1765	
	II	12/Saturday	2	24	21/Monday	15	1406	30/Wednesday	9692	21/Monday	20821	12024	1695	9761	3958	
	I+II	29.3./Sunday	2	0	6.5./Wednesday	12	859	1.1./Thursday	4612	21.12./Monday	10964	6575	986	7446	7820	7347
Year	I	11.1./Sunday	2	0	21.12./Monday	16	651	1.1./Thursday	1093	21.12./Monday	9857	4618	519	5060	5309	6005
	I+II	29.3./Sunday	2	0	21.12./Monday	15	1406	1.1./Thursday	5705	21.12./Monday	20821	11193	1505	12506	13129	13352

## GODIŠNJA NERAVNOMJERNOST SAOBRAĆAJNOG TOKA TRAFFIC FLOW ANNUAL VARIATION

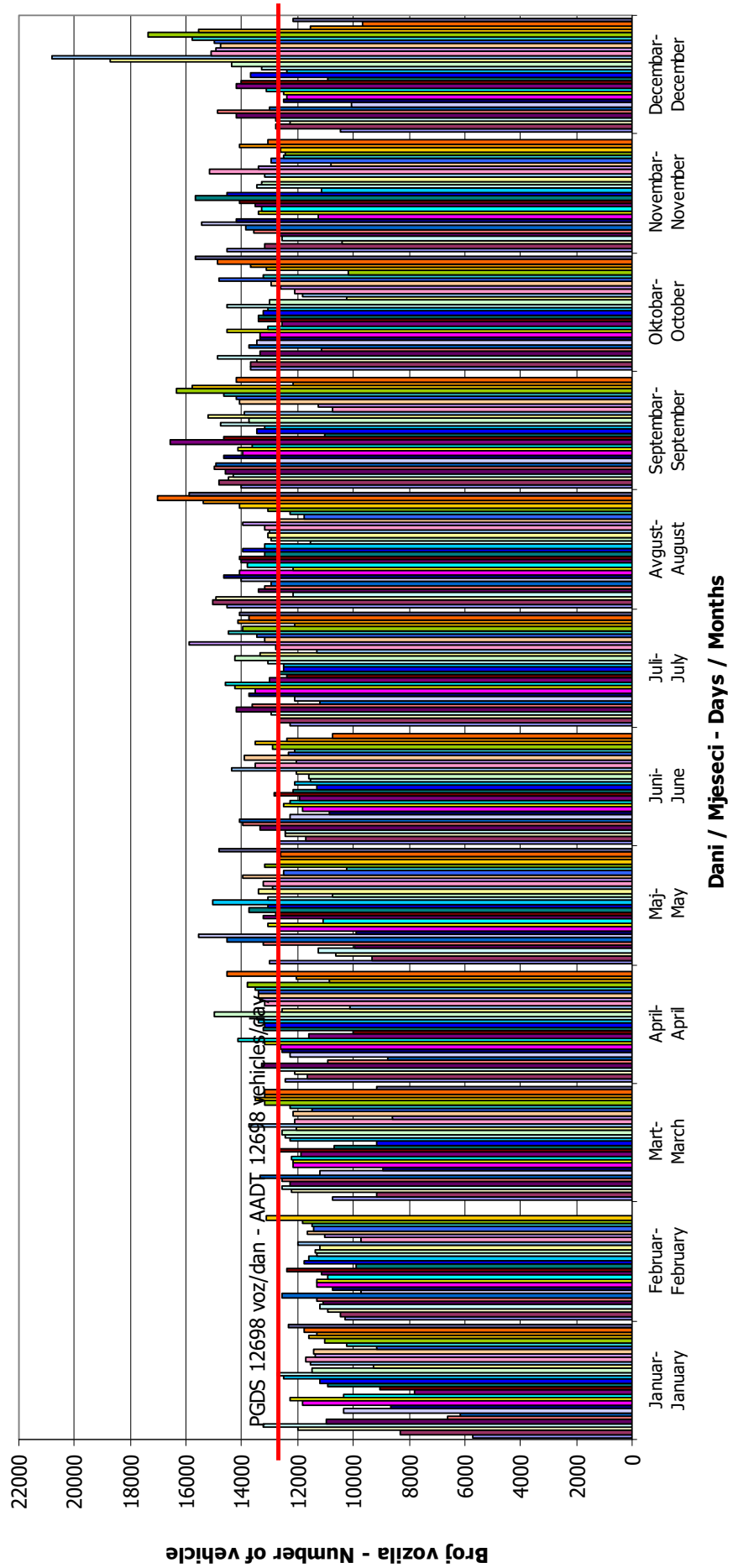
Automatski brojač broj - Automatic counter number  
 Lokalizet - Location / Stacionaža - Mileage [km+m]  
 Broj puta - Road number / Dionica - Section

000050  
 Trn / 5+650,00  
 M 16L / Klašnice 2 - Šargovac



**DNEVNA NERAVNOMJERNOST SAOBRAĆAJNOG TOKA  
 TRAFFIC FLOW DAILY VARIATION**

Automatski brojač broj - Automatic counter number 000050  
 Lokalizet - Location / Stacionaža - Mileage [km+tm] Trn / 5+650,00  
 Broj puta - Road number/ Dionica - Section M 16L / Klačnice 2 - Šargovac

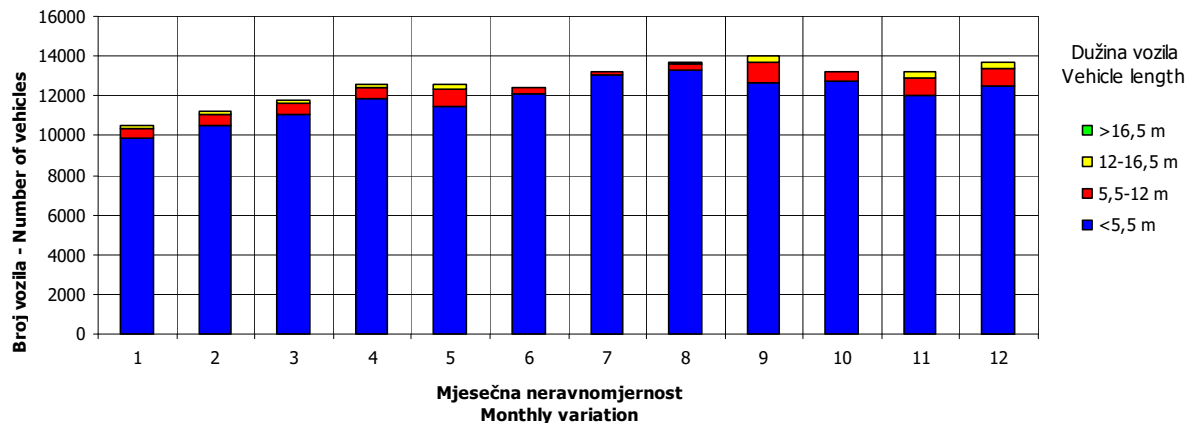
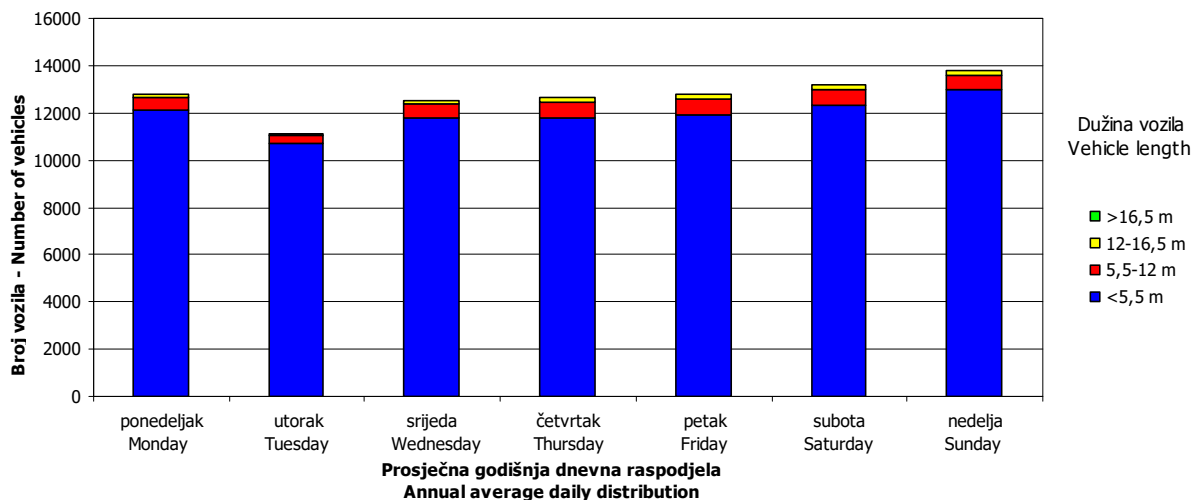
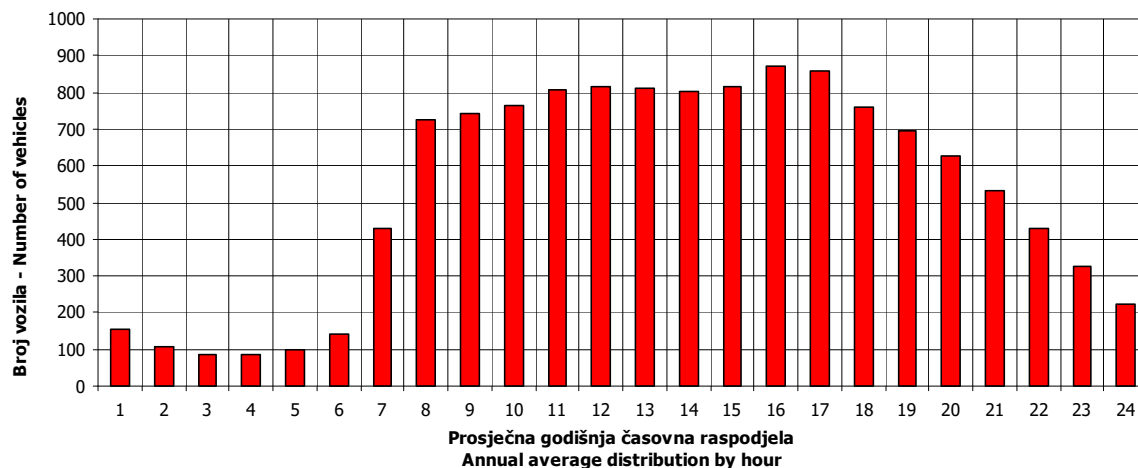


## VREMENSKA RASPODJELA SAOBRAĆAJNOG TOKA TRAFFIC FLOW TIME DISTRIBUTION

Automatski brojač broj - Automatic counter number  
 Lokalizet - Location / Stacionaža - Mileage [km+m]  
 Broj puta - Road number / Dionica - Section

000050  
 Trn / 5+650,00  
 M 16L / Klašnice 2 - Šargovac

**PGDS 12698 voz/dan AADT 12698 veh/day**

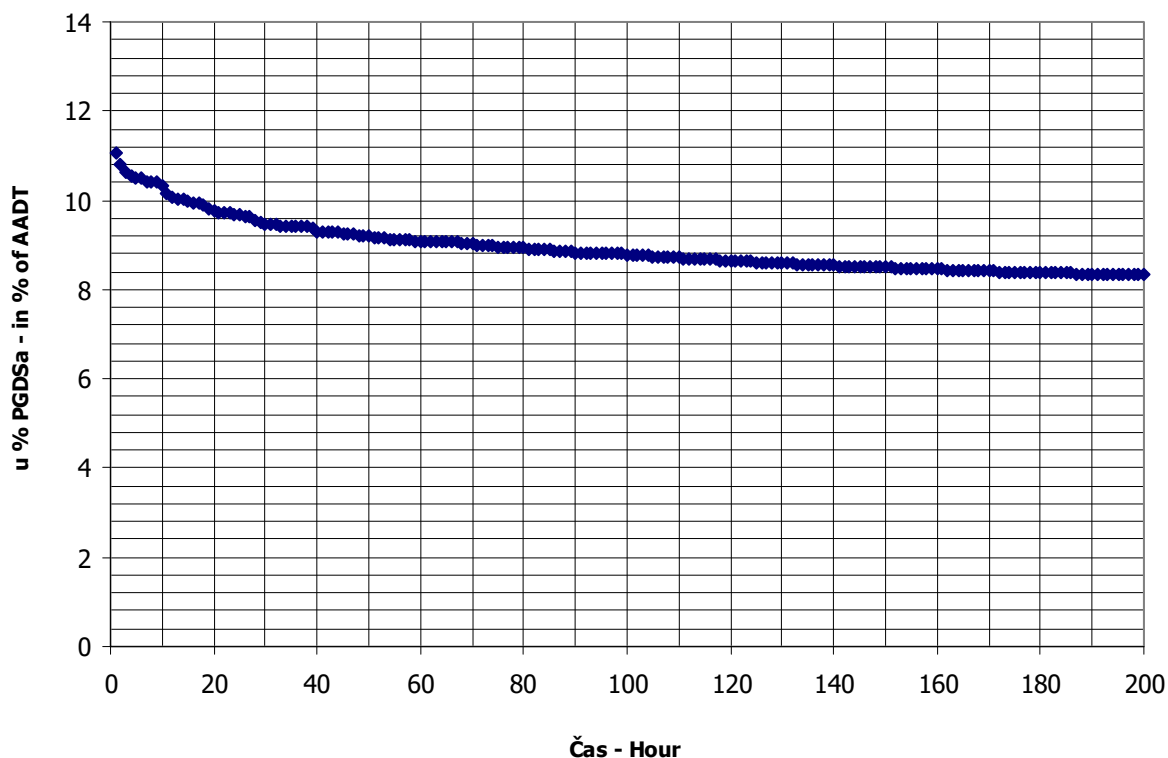




## SATNA DISTRIBUCIJA SAOBRAĆAJNOG TOKA TRAFFIC FLOW HOURLY DISTRIBUTION

Automatski brojač broj - Automatic counter number 000050  
 Lokalitet - Location / Stacionaža - Mileage [km+m] Trn / 5+650,00  
 Broj puta - Road number / Dionica - Section M 16L / Klašnice 2 - Šargovac

<b>PGDS - AADT</b>	<b>12698 voz/dan - veh/day</b>							
Čas - Hour	Maksimalni vršni sat - Maximum peak hour	10	20	30	40	50	100	200
Sat u danu - Hour of day	15	12	16	13	15	14	16	11
Sat u godini - Hour in year	8511	8652	8488	8485	7815	8582	3256	5987
Dan - Day of week	ponedeljak - Monday	nedelja - Sunday	nedelja - Sunday	nedelja - Sunday	nedelja - Sunday	četvrtak - Thursday	subota - Saturday	ponedeljak - Monday
Datum - Date	21	27	20	20	22	24	16	7
Mjesec - Month	decembar - December	decembar - December	decembar - December	decembar - December	novembar - November	decembar - December	maj - May	septembar - September
Vrijednost - Value	1406	1292	1237	1204	1180	1164	1114	1057
% - percent	11.07	10.17	9.74	9.48	9.29	9.17	8.77	8.32



**BROJANJE VOZILA NA MREŽI PUTEVA U REPUBLICI SRPSKOJ – 2015. GODINA**  
**VEHICLE COUNTING ON THE ROAD NETWORK OF THE REPUBLIC OF SRPSKA – YEAR 2015**

**MJESEČNI BROJ VOZILA**  
**MONTHLY NUMBER OF VEHICLES**

Automatski brojač broj - Automatic counter number  
 Lokalitet - Location / Stacionaža - Mileage [km+m]  
 Broj puta - Road number / Dionica - Section

000051  
 Podnovlje / 0+916,00  
 M 17 / Podnovlje - Šešlje

	Mjesec - Month											
	Januar- January	Februar- February	Mart- March	April- April	Maj- May	Jun- June	Jul- July	August- August	Septembar- September	Oktobar- October	Novembar- November	Decembar- December
1	2126	2583	3123	3924	3625	4177	4477	6830	4300	4134	3961	3611
2	2975	3198	3557	4139	4241	3932	4382	6331	4132	4398	4003	3513
3	3539	3425	3577	4286	4991	4325	4820	5760	4799	4023	3564	3517
4	3255	3504	3629	4085	4429	4503	4558	5580	5019	3751	3562	3950
5	3656	3506	3754	3775	4584	4710	4400	5548	4169	3856	3774	3307
6	3010	3857	4095	3848	4531	4633	4576	5478	3979	3894	3999	2884
7	2398	3637	3635	4612	4559	4836	4863	6050	4274	4122	3623	3439
8	3155	3033	2971	4341	4987	4457	4510	6566	4200	4473	3055	3441
9	3581	3417	3415	4764	4278	4583	4593	6244	4290	4673	3622	3462
10	3323	3666	3728	5489	3895	4250	5307	5636	4347	4331	3635	3635
11	2963	3373	3699	4914	4586	4487	5206	5500	4914	4031	3651	3765
12	3321	3564	3744	4085	4592	4769	4976	5237	4160	3939	3879	3459
13	3480	3924	4009	5274	4093	4495	4869	5910	3819	4114	4103	2761
14	2609	3417	3858	4747	4263	4307	4709	6377	4031	4160	3987	3667
15	3068	2661	3430	4804	4526	4159	4979	6238	4110	3926	3579	3400
16	3423	3771	3624	5243	4220	4473	5026	6353	3912	4504	3816	2853
17	3092	3515	3710	4413	3760	4299	5485	5361	4128	4184	3769	3360
18	2588	2886	3659	4048	3731	4401	5462	5239	4550	3484	3814	3555
19	3377	3070	3764	3912	4007	4973	5229	5572	4090	3763	3525	2987
20	3818	3410	4014	4303	4075	4754	5196	5264	3640	3943	4026	2419
21	3602	3134	3510	4489	4404	4008	5693	5532	4334	3948	3700	2940
22	3690	2790	3307	4425	4992	4412	5207	5083	4178	3935	3131	3817
23	3695	3316	3440	4365	4568	4238	5366	4731	4109	4456	3474	3854
24	3197	3422	3681	4829	4063	4630	5809	4869	4171	4002	3761	4056
25	2796	3422	3869	4426	4067	4668	6112	4934	4601	3513	3366	3847
26	3594	3633	3908	3716	4049	5125	5582	4824	4294	3988	3855	3857
27	3417	3965	4153	4182	4104	4761	5319	5085	3903	4266	3576	3369
28	3552	3571	3820	4301	4588	4534	5238	5338	3908	3835	3446	4040
29	3518		3582	4805	4768	4502	5408	4902	3934	3961	3220	4254
30	3661		4018	5482	4629	4366	5915	4521	4115	4569	3492	4388
31	3220		3919		4263		6362	4135		4490		3492
Ukupno- Total	100699	94670	114202	134026	134468	134767	159634	171028	126410	126666	109968	108899
Prosje- Average	3248	3381	3684	4468	4338	4492	5149	5517	4214	4086	3666	3513
Godšnji prosjek (PGDS) - Annual average (AADT)												4151

**BROJANJE VOZILA NA MREŽI PUTEVA U REPUBLICI SRPSKOJ – 2015. GODINA**  
**VEHICLE COUNTING ON THE ROAD NETWORK OF THE REPUBLIC OF SRPSKA – YEAR 2015**

**STRUKTURA SAOBRAĆAJNOG TOKA**  
**TRAFFIC FLOW COMPOSITION**

Automatski brojač broj - Automatic counter number  
 Lokalizet - Location / Stacionaža - Mileage [km+m]  
 Broj puta - Road number / Dionica - Section

000051  
 Podnovlje / 0+916,00  
 M 17 / Podnovlje - Šešlije

Mjesec - Month	Smjer - Direction	Dužina vozila - Vehicle length								Ukupno - Total
		< 5,5 m	(%)	5,5 - 12 m	(%)	12 - 16,5 m	(%)	< 16,5 m	(%)	
Januar - January	I	43858	87.5	5214	10.4	952	1.9	121	0.2	50145
	II	45141	89.3	4359	8.6	1038	2.1	16	0.0	50554
	ukupno - total	89033	88.4	9540	9.5	1992	2.0	133	0.1	100699
Februar - February	I	41724	87.5	4961	10.4	905	1.9	115	0.2	47705
	II	41936	89.3	4050	8.6	964	2.1	15	0.0	46965
	ukupno - total	83702	88.4	8969	9.5	1873	2.0	125	0.1	94670
Mart - March	I	50260	87.5	5975	10.4	1090	1.9	138	0.2	57463
	II	50663	89.3	4893	8.6	1165	2.1	18	0.0	56739
	ukupno - total	100972	88.4	10820	9.5	2260	2.0	151	0.1	114202
April - April	I	59526	87.5	7077	10.4	1291	1.9	164	0.2	68059
	II	58903	89.3	5688	8.6	1355	2.1	21	0.0	65967
	ukupno - total	118499	88.4	12698	9.5	2652	2.0	177	0.1	134026
Maj - May	I	59280	87.5	7048	10.4	1286	1.9	163	0.2	67777
	II	59549	89.3	5751	8.6	1369	2.1	22	0.0	66691
	ukupno - total	118890	88.4	12740	9.5	2661	2.0	178	0.1	134468
Juni - June	I	59717	87.5	7100	10.4	1296	1.9	164	0.2	68277
	II	59370	89.3	5733	8.6	1365	2.1	22	0.0	66490
	ukupno - total	119154	88.4	12768	9.5	2667	2.0	178	0.1	134767
Juli - July	I	71597	87.5	8512	10.4	1553	1.9	197	0.2	81860
	II	69446	89.3	6706	8.6	1597	2.1	25	0.0	77774
	ukupno - total	141140	88.4	15124	9.5	3159	2.0	211	0.1	159634
Avgust - August	I	74093	87.5	8809	10.4	1607	1.9	204	0.2	84713
	II	77072	89.3	7443	8.6	1772	2.1	28	0.0	86315
	ukupno - total	151214	88.4	16203	9.5	3384	2.0	226	0.1	171028
Septembar - September	I	55215	87.5	6564	10.4	1198	1.9	152	0.2	63129
	II	56504	89.3	5457	8.6	1299	2.1	21	0.0	63281
	ukupno - total	111765	88.4	11976	9.5	2501	2.0	167	0.1	126410
Oktobar - October	I	55982	87.5	6656	10.4	1215	1.9	154	0.2	64006
	II	55950	89.3	5403	8.6	1287	2.1	20	0.0	62660
	ukupno - total	111992	88.4	12000	9.5	2506	2.0	168	0.1	126666
Novembar - November	I	48097	87.5	5718	10.4	1043	1.9	132	0.2	54991
	II	49090	89.3	4741	8.6	1129	2.1	18	0.0	54977
	ukupno - total	97228	88.4	10418	9.5	2176	2.0	145	0.1	109968
Decembar - December	I	48304	87.5	5743	10.4	1048	1.9	133	0.2	55227
	II	47924	89.3	4628	8.6	1102	2.1	17	0.0	53672
	ukupno - total	96283	88.4	10317	9.5	2155	2.0	144	0.1	108899
Ukupno (godišnje) - Total (annual)	I	667653	87.5	79376	10.4	14485	1.9	1837	0.2	763351
	II	671548	89.3	64852	8.6	15443	2.1	244	0.0	752086
	ukupno - total	1339874	88.4	143574	9.5	29985	2.0	2004	0.1	1515437
Prosjek (PGDS) - Average (AADT)	I	1829	85.9	217	11.1	40	2.7	5	0.3	2091
	II	1840	86.6	178	10.4	42	3.0	1	0.0	2061
	ukupno - total	3671	88.4	393	9.5	82	2.0	5	0.1	4151

**BRONANJE VOZILA NA MREŽI PUTEVA U REPUBLICI SRPSKOJ – 2015. GODINA**  
**VEHICLE COUNTING ON THE ROAD NETWORK OF THE REPUBLIC OF SRPSKA – YEAR 2015**

**SAOBRAĆAJNI POKAZATELJI**

000051

Podnovlje / 0+916,00

M 17 / Podnovlje - Šešilje

Automatski brojač broj

Lokalitet / Stacionaža [km+m]

Broj puta / Dionica

Mjesec	Smjer	minimalni čas			maksimalni čas			voz/h	datum/dan	voz/dan	maksimalni dan		dnevni prosjek (05-21 h)	noćni prosjek (21-05 h)	prosjek radnim danom	prosjek vikendom	ljetni prosjek
		datum/dan	čas	voz/h	datum/dan	voz/dan											
Januar	I	8/četvrtak	4	4	12	214	1062	20/utorak	1950	1466	151	913	704				
	II	15/četvrtak	3	2	13	186	1064	20/utorak	1868	1477	154	895	737				
	I+II	15/četvrtak	3	11	12	375	2126	20/utorak	3818	2944	305	1807	1441				
Februar	I	26/četvrtak	1	4	13	166	1230	27/petak	2049	1547	157	1265	440				
	II	16/ponedjeljak	3	3	16	170	1353	16/ponedjeljak	1929	1517	160	1230	447				
	I+II	18/srijeda	1	10	13	331	2583	27/petak	3965	3063	318	2494	887				
Mart	I	28/subota	2	0	13	175	1415	6/petak	2119	1680	174	1358	495				
	II	28/subota	2	0	15	166	1556	8/nedjelja	2051	1647	184	1318	512				
	I+II	28/subota	2	0	13	307	2971	27/petak	4153	3326	358	2676	1008				
April	I	6/ponedjeljak	1	2	13	242	1779	30/četvrtak	3026	2031	238	1540	729				
	II	7/utorak	2	5	16	300	1882	13/ponedjeljak	2929	1958	241	1470	729				
	I+II	6/ponedjeljak	1	11	16	458	3716	10/petak	5489	3989	478	3010	1457				
Maj	I	26/utorak	2	6	14	196	1813	22/petak	2595	1919	268	1449	738				
	II	18/ponedjeljak	2	6	15	241	1717	3/nedjelja	2789	1879	272	1388	763				
	I+II	18/ponedjeljak	2	16	15	403	3625	22/petak	4992	3798	540	2837	1501				
Juni	I	3/srijeda	3	9	9	200	1941	19/petak	2679	1989	287	1674	602				
	II	16/utorak	3	2	16	227	1965	7/nedjelja	2512	1942	275	1607	609				
	I+II	16/utorak	3	16	17	402	3932	2/utorak	5125	3931	561	3281	1211				
Juli	I	15/srijeda	2	11	13	258	2163	5/nedjelja	3395	2272	369	1959	682				
	II	6/ponedjeljak	3	3	19	223	2129	2/četvrtak	3000	2178	330	1851	657				
	I+II	2/četvrtak	3	22	13	450	4382	31/petak	6362	4450	700	3810	1340				
Avgust	I	26/srijeda	1	13	9	260	2021	31/ponedjeljak	3764	2371	363	1826	908				
	II	27/četvrtak	3	8	17	304	2114	16/nedjelja	3455	2418	365	1827	957				
	I+II	31/ponedjeljak	3	24	17	479	4135	1/subota	6830	4789	728	3653	1864				
Septembar	I	21/ponedjeljak	2	7	11	223	1699	4/petak	2517	1894	211	1581	523				
	II	14/ponedjeljak	2	3	16	193	1941	20/nedjelja	2502	1896	214	1564	545				
	I+II	14/ponedjeljak	2	13	11	394	3640	4/petak	5019	3789	424	3145	1088				
Oktobar	I	25/nedjelja	1	5	17	198	1676	9/petak	2467	1861	205	1499	566				
	II	6/utorak	2	2	15	205	1770	18/nedjelja	2236	1814	207	1431	589				
	I+II	6/utorak	2	9	13	371	3484	18/nedjelja	4673	3675	411	2931	1155				
Novembar	I	4/srijeda	2	3	16	204	1435	13/petak	2143	1673	161	1317	516				
	II	4/srijeda	2	9	16	375	3055	13/petak	2095	1674	159	1292	541				
	I+II	4/srijeda	2	9	16	375	3055	13/petak	4103	3346	319	2609	1057				
Decembar	I	1/utorak	2	4	11	197	1188	20/nedjelja	2270	1624	158	1382	400				
	II	14/ponedjeljak	3	4	15	189	1231	30/srijeda	2118	1566	164	1323	408				
	I+II	21/ponedjeljak	1	9	15	365	2419	20/nedjelja	4388	3191	322	2705	808				
Godina	I	28.3./subota	2	0	9	260	1062	1.1./četvrtak	3764	1863	229	2146	1971				
	II	28.3./subota	2	0	17	304	1064	16.8./nedjelja	3455	1833	228	2077	2023				
	I+II	28.3./subota	2	0	17	479	2126	1.1./četvrtak	6830	3695	457	4223	3993				

**BROJANJE VOZILA NA MREŽI PUTEVA U REPUBLICI SRPSKOJ – 2015. GODINA**  
**VEHICLE COUNTING ON THE ROAD NETWORK OF THE REPUBLIC OF SRPSKA – YEAR 2015**

**TRAFFIC PARAMETERS**

000051

Podnovlje / 0+916,00

M 17 / Podnovlje - Šešilje

Automatic counter number

Location / Mileage [km +m]

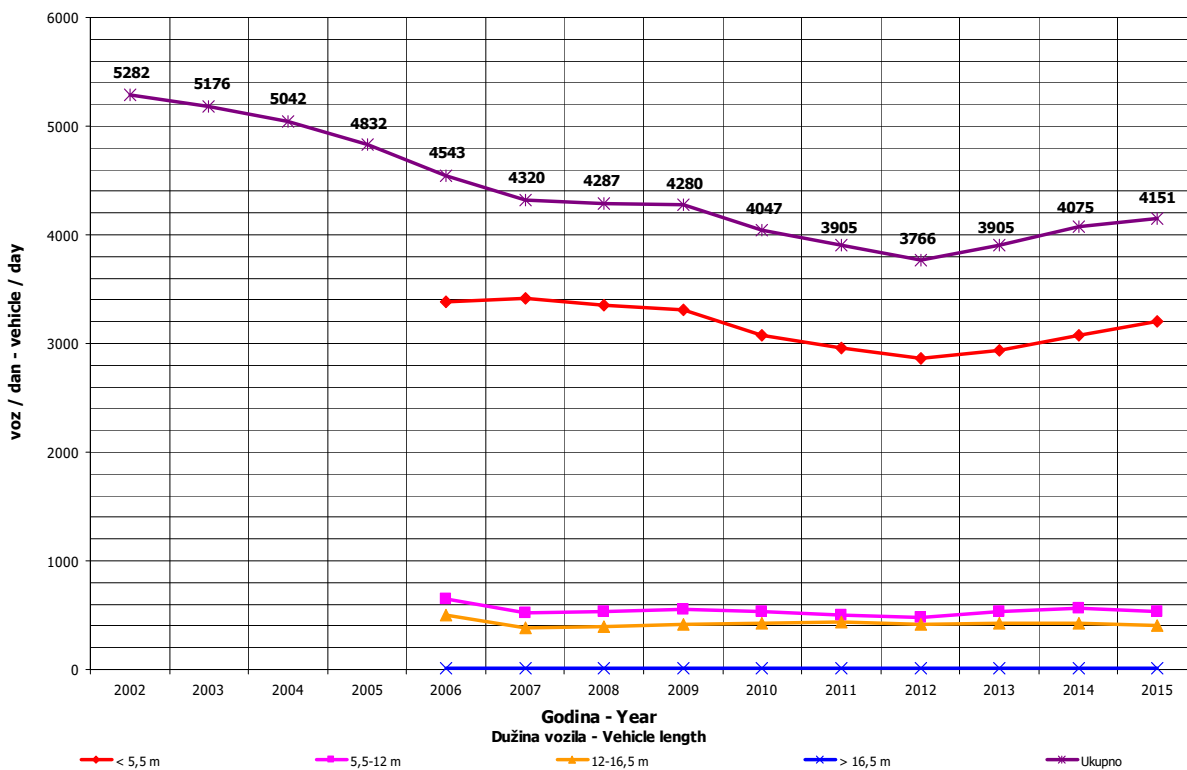
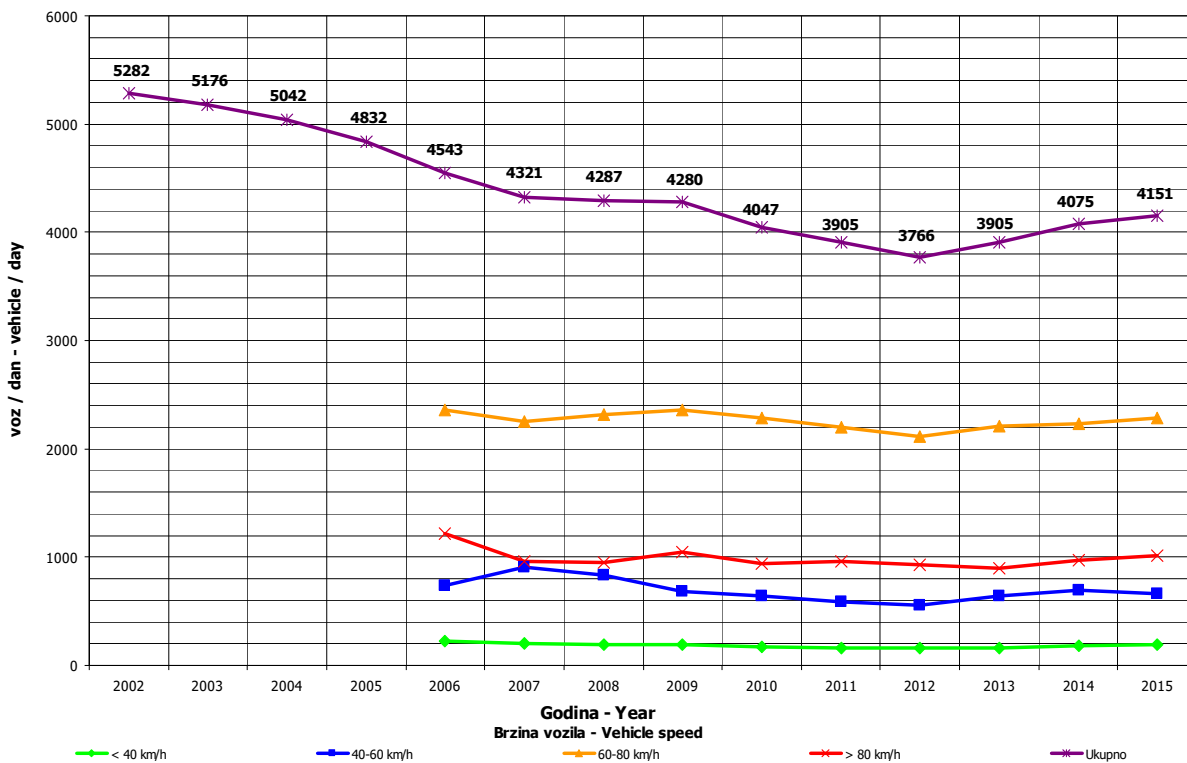
Road number / Section

Month	Direction	minimum hour		maximum hour		veh/h	v/h/h	minimum day		maximum day		day time average (5-21 h)	night average (21-05 h)	working day average	weekend average	summer average
		date/day	hour	date/day	hour			date/day	veh/day	date/day	veh/day					
January	I	8/Thursday	4	4	9/Friday	12	214	1/Thursday	1062	20/Tuesday	1950	1466	151	913	704	
	II	15/Thursday	3	2	5/Monday	13	186	1/Thursday	1064	20/Tuesday	1868	1477	154	895	737	
	I+II	15/Thursday	3	11	9/Friday	12	375	1/Thursday	2126	20/Tuesday	3818	2944	305	1807	1441	
February	I	26/Thursday	1	4	27/Friday	13	166	1/Sunday	1230	27/Friday	2049	1547	157	1265	440	
	II	16/Monday	3	3	6/Friday	16	170	1/Sunday	1353	16/Monday	1929	1517	160	1230	447	
	I+II	18/Wednesday	1	10	27/Friday	13	331	1/Sunday	2583	27/Friday	3965	3063	318	2494	887	
March	I	28/Saturday	2	0	7/Saturday	13	175	8/Sunday	1415	6/Friday	2119	1680	174	1358	495	
	II	28/Saturday	2	0	21/Saturday	15	166	8/Sunday	1556	27/Friday	2051	1647	184	1318	512	
	I+II	28/Saturday	2	0	7/Saturday	13	307	8/Sunday	2971	27/Friday	4153	3326	358	2676	1008	
April	I	6/Monday	1	2	30/Thursday	13	242	26/Sunday	1779	30/Thursday	3026	2031	238	1540	729	
	II	7/Tuesday	2	5	13/Monday	16	300	1/Wednesday	1882	13/Monday	2929	1958	241	1470	729	
	I+II	6/Monday	1	11	13/Monday	16	458	26/Sunday	3716	10/Friday	5489	3989	478	3010	1457	
May	I	26/Tuesday	2	6	4/Monday	14	196	17/Sunday	1813	22/Friday	2595	1919	268	1449	738	
	II	18/Monday	2	6	3/Sunday	15	241	1/Friday	1717	3/Sunday	2789	1879	272	1388	763	
	I+II	18/Monday	2	16	3/Sunday	15	403	1/Friday	3625	22/Friday	4992	3798	540	2837	1501	
June	I	3/Wednesday	3	9	20/Saturday	9	200	21/Sunday	1941	19/Friday	2679	1989	287	1674	602	2276
	II	16/Tuesday	3	2	28/Saturday	16	227	2/Tuesday	1965	7/Sunday	2512	1942	275	1607	609	2216
	I+II	16/Tuesday	2	16	7/Sunday	17	402	2/Tuesday	3932	26/Friday	5125	3931	561	3281	1211	4492
July	I	15/Wednesday	2	11	31/Friday	13	258	5/Sunday	2163	31/Friday	3395	2272	369	1959	682	2641
	II	6/Monday	3	3	12/Sunday	19	223	2/Thursday	2129	25/Saturday	3000	2178	330	1851	657	2508
	I+II	2/Thursday	3	22	31/Friday	13	450	2/Thursday	4382	31/Friday	6362	4450	700	3810	1340	5149
August	I	26/Wednesday	1	13	1/Saturday	9	260	31/Monday	2021	1/Saturday	3764	2371	363	1826	908	2734
	II	27/Thursday	3	8	9/Sunday	17	304	31/Monday	2114	16/Sunday	3455	2418	365	1827	957	2783
	I+II	31/Monday	3	24	16/Sunday	17	479	31/Monday	4135	1/Saturday	6830	4789	728	3653	1864	5517
September	I	21/Monday	2	7	4/Friday	11	223	20/Sunday	1699	4/Friday	2517	1894	211	1581	523	2104
	II	14/Monday	2	3	11/Friday	16	193	20/Sunday	1941	4/Friday	2502	1896	214	1564	545	2109
	I+II	14/Monday	2	13	4/Friday	11	394	20/Sunday	3640	4/Friday	5019	3789	424	3145	1068	4214
October	I	25/Sunday	1	5	9/Friday	17	198	25/Sunday	1676	9/Friday	2467	1861	205	1499	566	
	II	6/Tuesday	2	2	11/Sunday	15	205	18/Sunday	1770	31/Saturday	2236	1814	207	1431	589	
	I+II	6/Tuesday	2	9	31/Saturday	13	371	18/Sunday	3484	9/Friday	4673	3675	411	2931	1155	
November	I	2/Monday	1	6	6/Friday	14	174	8/Sunday	1435	13/Friday	2143	1673	161	1317	516	
	II	4/Wednesday	2	3	1/Sunday	16	204	8/Sunday	1620	1/Sunday	2095	1674	159	1292	541	
	I+II	4/Wednesday	2	9	1/Sunday	16	375	8/Sunday	3055	13/Friday	4103	3346	319	2609	1057	
December	I	1/Tuesday	2	4	30/Wednesday	11	197	20/Sunday	1188	30/Wednesday	2270	1624	158	1382	400	
	II	14/Monday	3	4	29/Tuesday	15	189	20/Sunday	1231	30/Wednesday	2118	1566	164	1323	408	
	I+II	1/Monday	1	9	29/Tuesday	15	365	20/Sunday	2419	30/Wednesday	4388	3191	322	2705	808	
Year	I	28.3./Saturday	2	0	1.8./Saturday	9	260	1.1./Thursday	1062	1.8./Saturday	3764	1863	229	2146	1971	2443
	II	28.3./Saturday	2	0	9.8./Sunday	17	304	1.1./Thursday	1064	16.8./Sunday	3455	1833	228	2077	2023	2408
	I+II	28.3./Saturday	2	0	16.8./Sunday	17	479	1.1./Thursday	2126	1.8./Saturday	6830	3695	457	4223	3993	4851

## GODIŠNJA NERAVNOMJERNOST SAOBRAĆAJNOG TOKA TRAFFIC FLOW ANNUAL VARIATION

Automatski brojač broj - Automatic counter number  
 Lokalizet - Location / Stacionaža - Mileage [km+m]  
 Broj puta - Road number / Dionica - Section

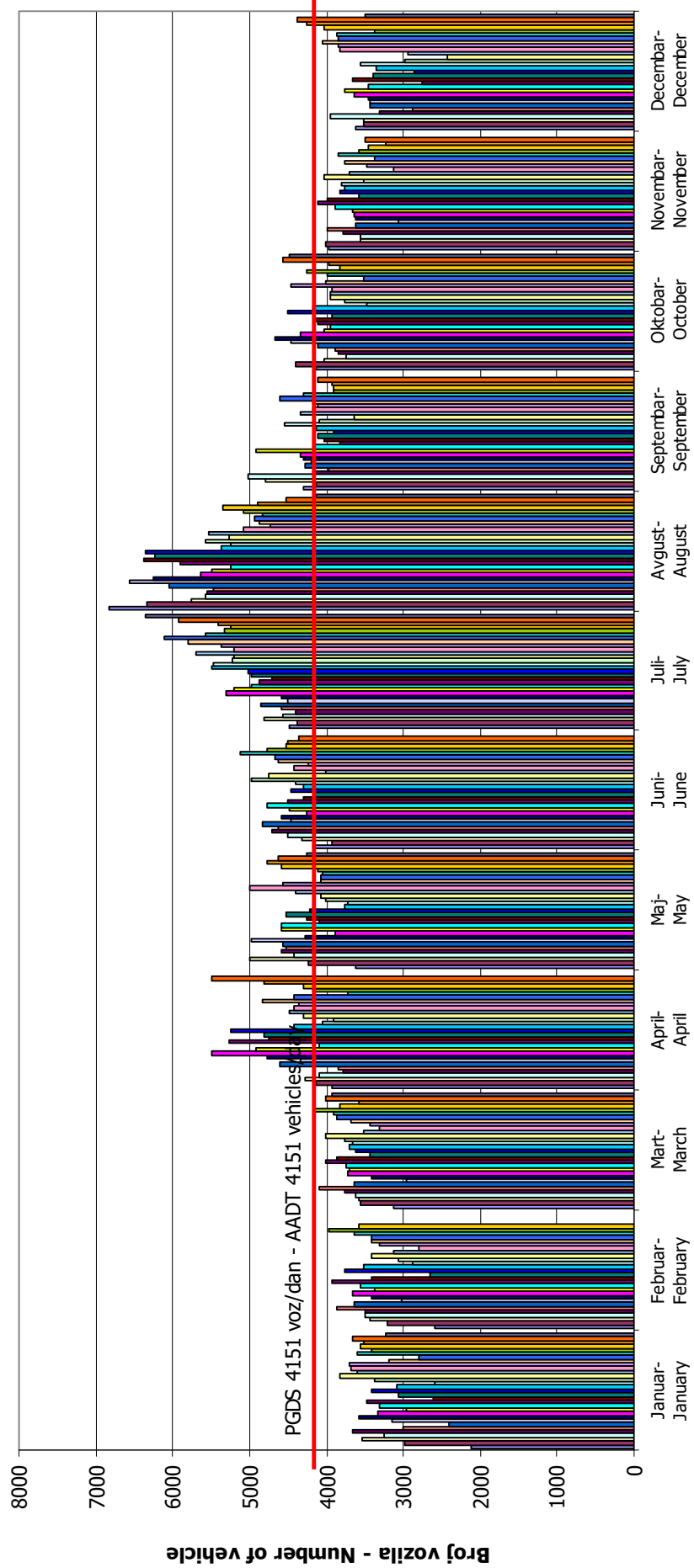
000051  
 Podnovlje / 0+916,00  
 M 17 / Podnovlje - Šešljije



**DNEVNA NERAVNOMJERNOST SAOBRAĆAJNOG TOKA  
 TRAFFIC FLOW DAILY VARIATION**

Automatski brojač broj - Automatic counter number  
 Lokalizet - Location / Stacionaža - Mileage [km+tm]  
 Broj puta - Road number/ Dionica - Section

000051  
 Podnovlje / 0+916,00  
 M 17 / Podnovlje - Šešije

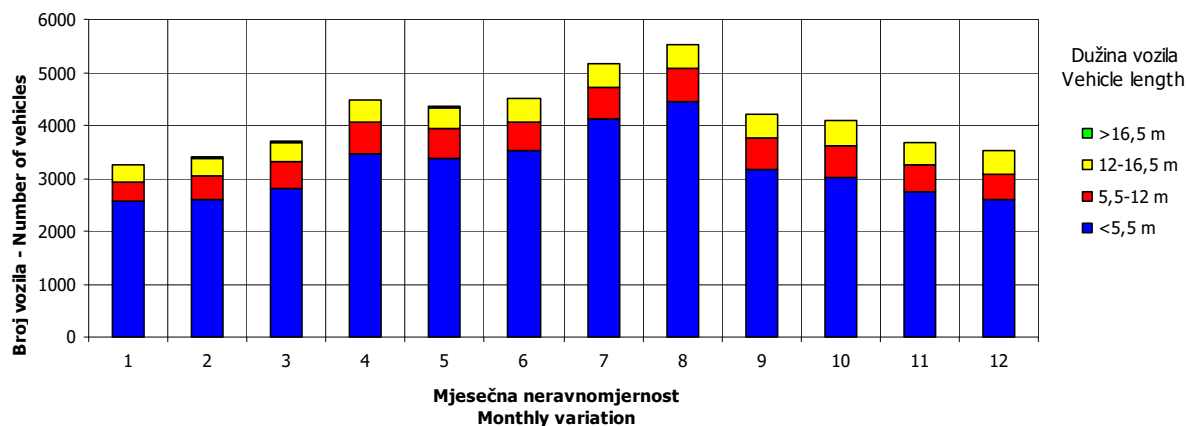
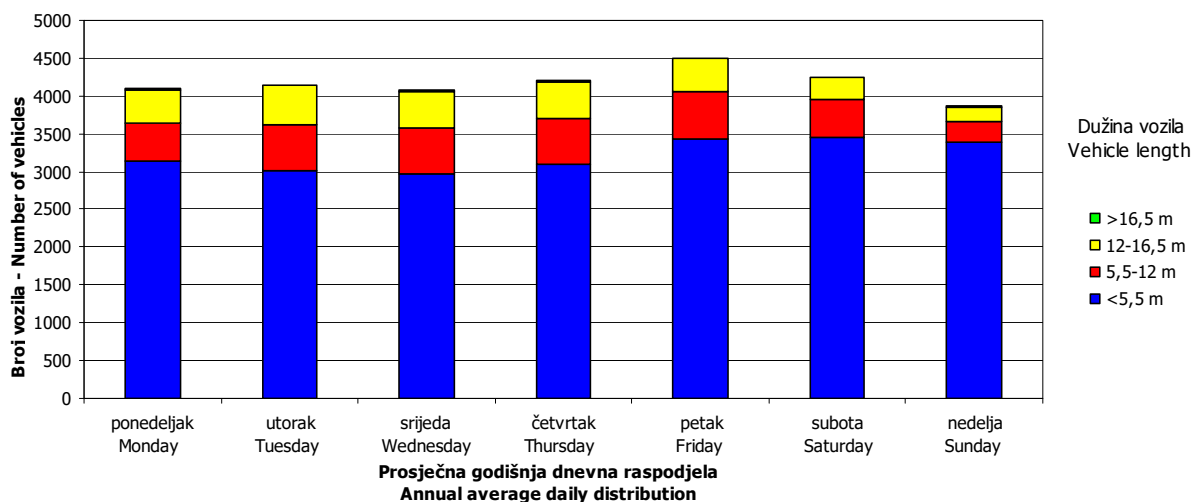
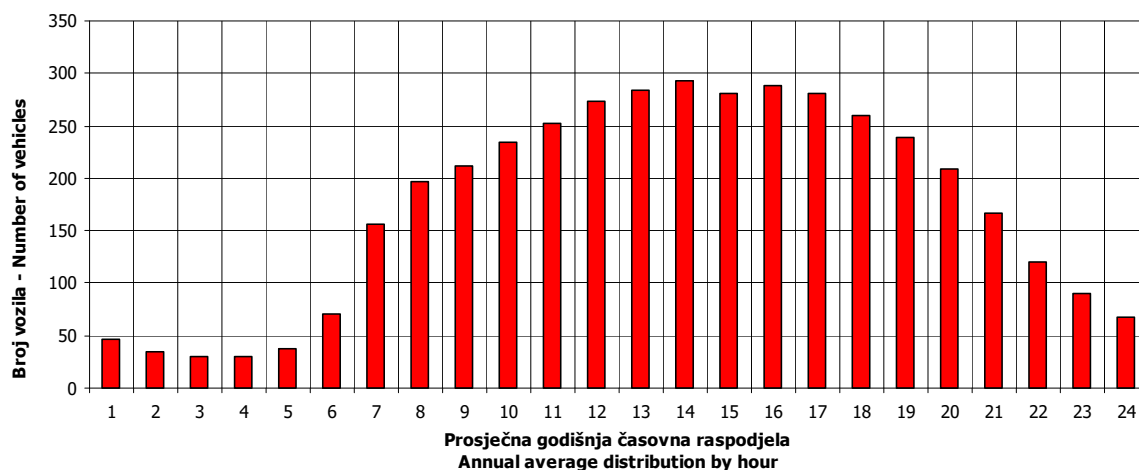


## VREMENSKA RASPODJELA SAOBRAĆAJNOG TOKA TRAFFIC FLOW TIME DISTRIBUTION

Automatski brojač broj - Automatic counter number  
 Lokalizet - Location / Stacionaža - Mileage [km+m]  
 Broj puta - Road number / Dionica - Section

000051  
 Podnovlje / 0+916,00  
 M 17 / Podnovlje - Šešilje

**PGDS 4151 voz/dan    AADT 4151 veh/day**



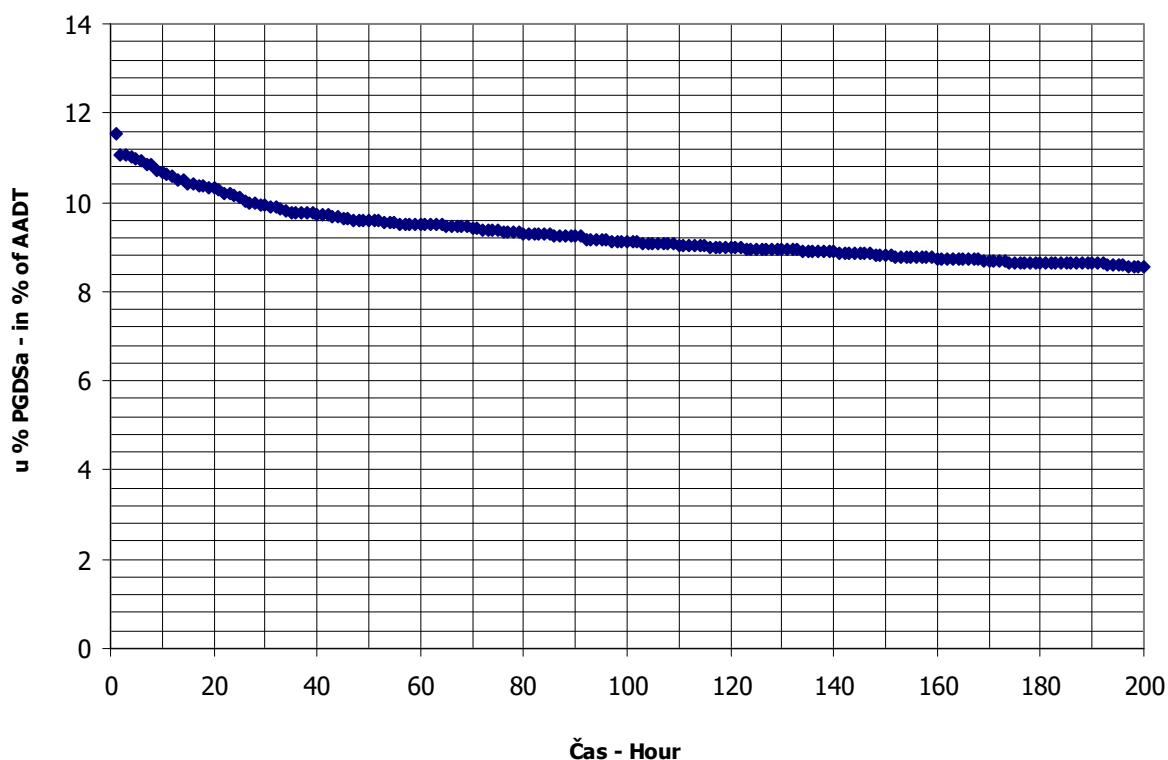


## SATNA DISTRIBUCIJA SAOBRAĆAJNOG TOKA TRAFFIC FLOW HOURLY DISTRIBUTION

Automatski brojač broj - Automatic counter number  
 Lokalitet - Location / Stacionaža - Mileage [km+m]  
 Broj puta - Road number / Dionica - Section

000051  
 Podnovlje / 0+916,00  
 M 17 / Podnovlje - Šešlije

PGDS - AADT	4151 voz/dan - veh/day							
Čas - Hour	Maksimalni vršni sat - Maximum peak hour	10	20	30	40	50	100	200
Sat u danu - Hour of day	17	17	17	11	15	14	16	12
Sat u godini - Hour in year	5465	5273	5105	5099	2943	2870	5392	5316
Dan - Day of week	nedelja - Sunday	subota - Saturday	subota - Saturday	subota - Saturday	nedelja - Sunday	četvrtak - Thursday	četvrtak - Thursday	ponedeljak - Monday
Datum - Date	16	8	1	1	3	30	13	10
Mjesec - Month	avgust - August	avgust - August	avgust - August	avgust - August	maj - May	april - April	avgust - August	avgust - August
Vrijednost - Value	479	442	426	411	403	398	378	355
% - percent	11.54	10.65	10.26	9.90	9.71	9.59	9.11	8.55



**BROJANJE VOZILA NA MREŽI PUTEVA U REPUBLICI SRPSKOJ – 2015. GODINA**  
**VEHICLE COUNTING ON THE ROAD NETWORK OF THE REPUBLIC OF SRPSKA – YEAR 2015**

**MJESEČNI BROJ VOZILA**  
**MONTHLY NUMBER OF VEHICLES**

Automatski brojač broj - Automatic counter number  
 Lokalizet - Location / Stacionaža - Mileage [km+m]  
 Broj puta - Road number / Dionica - Section

000052  
 Batkuša / 8+812,00  
 R 462a / Grebnice - Obudovac 1

	Mjesec - Month											
	Januar- January	Februar- February	Mart- March	April- April	Maj- May	Jun- June	Jul- July	August- August	Septembar- September	Oktobar- October	Novembar- November	Decembar- December
1	1861	2277	3037	3226	2881	3455	3439	4996	3616	3883	3527	3208
2	2594	2716	3085	3334	3607	3338	3316	4686	3708	4088	3320	3241
3	2929	2912	3103	3638	4193	3543	3854	4483	3769	3905	3277	3120
4	2795	2813	3063	3536	3894	3437	3739	4454	3936	3923	3140	3577
5	3337	3078	3132	3442	4231	3990	3471	4256	4068	3523	3383	3306
6	2362	3240	3536	3560	4337	4091	3365	4143	3787	3627	3709	2926
7	1655	3065	3110	3901	4117	4136	4020	4684	3567	3695	3527	3101
8	2711	2649	2868	3557	4713	3722	3592	4796	3639	3884	3282	3310
9	2800	2798	3081	3830	4016	3747	3539	4557	3579	4214	3324	3021
10	2735	2939	3129	4327	3763	3438	3998	4422	3692	4177	3284	3414
11	2439	2873	2999	4383	3549	3627	4049	4159	4359	3895	3277	3552
12	2780	3093	3205	3885	3904	3941	4666	3912	3725	3598	3378	3157
13	2954	3279	3387	3730	3573	3914	4003	4139	3695	3494	3717	2612
14	2085	3322	3398	3795	3500	3662	3838	4630	3472	3747	3602	2981
15	2305	2437	3116	3977	3993	3317	3860	4406	3620	3765	3158	2448
16	2753	3266	3068	4443	3850	3758	3933	4517	3582	4019	3257	2567
17	2650	2972	3128	3838	3662	3470	4420	3861	3528	3835	3409	2936
18	2386	2262	3120	3642	3467	3625	4299	3792	4226	3497	3527	3385
19	2934	2511	3108	3046	3524	3952	4029	4155	3672	3410	3096	2973
20	3480	2854	3440	4502	3652	3701	4051	3905	3461	3694	3872	2329
21	3240	2756	3277	3865	3684	3664	4224	4224	3883	3416	3793	2519
22	2995	2321	3125	3591	3975	3399	3865	4123	3697	3528	3098	2987
23	3264	2643	3107	3804	3823	3370	3963	3919	3566	3860	3262	3373
24	2887	2900	3102	4025	4739	3424	4386	3712	3664	3709	3230	3541
25	2531	2922	3268	3851	3524	3425	4579	3918	4209	3398	3279	3643
26	2955	2961	3314	3523	3512	3690	4351	3935	3979	3461	3387	3499
27	2983	3373	3578	3565	3433	3626	4115	3978	3845	3649	3523	3016
28	2954	3433	3438	3687	3826	3328	4044	4656	3548	3426	3211	3585
29	3047		3138	3793	3885	3388	3903	4092	3845	3524	2913	3715
30	3035		3381	4396	3644	3424	4499	4072	3872	4077	3249	3873
31	2759		3216		3576		4976	3507		3990		3309
Ukupno- Total	85195	80665	99057	113692	118047	108602	124386	131089	112809	115911	101011	98224
Prosje- Average	2748	7333	3195	3790	3808	3620	4012	4229	3760	3739	3367	3169
Godšnji prosjek (PGDS) - Annual average (AADT)												3529

**BROJANJE VOZILA NA MREŽI PUTEVA U REPUBLICI SRPSKOJ – 2015. GODINA**  
**VEHICLE COUNTING ON THE ROAD NETWORK OF THE REPUBLIC OF SRPSKA – YEAR 2015**

**STRUKTURA SAOBRAĆAJNOG TOKA**  
**TRAFFIC FLOW COMPOSITION**

Automatski brojač broj - Automatic counter number  
 Lokalizet - Location / Stacionaža - Mileage [km+m]  
 Broj puta - Road number / Dionica - Section

000052  
 Batkuša / 8+812,00  
 R 462a / Grebnice - Obudovac 1

Mjesec - Month	Smjer - Direction	Dužina vozila - Vehicle length								Ukupno - Total
		< 5,5 m	(%)	5,5 - 12 m	(%)	12 - 16,5 m	(%)	> 16,5 m	(%)	
Januar - January	I	36906	87.5	4388	10.4	801	1.9	102	0.2	42196
	II	38394	89.3	3708	8.6	883	2.1	14	0.0	42999
	ukupno - total	75325	88.4	8071	9.5	1686	2.0	113	0.1	85195
Februar - February	I	34696	87.5	4125	10.4	753	1.9	95	0.2	39669
	II	36606	89.3	3535	8.6	842	2.1	13	0.0	40996
	ukupno - total	71320	88.4	7642	9.5	1596	2.0	107	0.1	80665
Mart - March	I	42716	87.5	5078	10.4	927	1.9	118	0.2	48839
	II	44840	89.3	4330	8.6	1031	2.1	16	0.0	50218
	ukupno - total	87581	88.4	9385	9.5	1960	2.0	131	0.1	99057
April - April	I	48873	87.5	5810	10.4	1060	1.9	135	0.2	55879
	II	51622	89.3	4985	8.6	1187	2.1	19	0.0	57813
	ukupno - total	100521	88.4	10771	9.5	2250	2.0	150	0.1	113692
Maj - May	I	50852	87.5	6046	10.4	1103	1.9	140	0.2	58141
	II	53491	89.3	5166	8.6	1230	2.1	19	0.0	59906
	ukupno - total	104371	88.4	11184	9.5	2336	2.0	156	0.1	118047
Juni - June	I	46416	87.5	5518	10.4	1007	1.9	128	0.2	53069
	II	49586	89.3	4789	8.6	1140	2.1	18	0.0	55533
	ukupno - total	96020	88.4	10289	9.5	2149	2.0	144	0.1	108602
Juli - July	I	53320	87.5	6339	10.4	1157	1.9	147	0.2	60963
	II	56631	89.3	5469	8.6	1302	2.1	21	0.0	63423
	ukupno - total	109976	88.4	11784	9.5	2461	2.0	165	0.1	124386
Avgust - August	I	57089	87.5	6787	10.4	1239	1.9	157	0.2	65272
	II	58769	89.3	5675	8.6	1351	2.1	21	0.0	65817
	ukupno - total	115902	88.4	12419	9.5	2594	2.0	173	0.1	131089
Septembar - September	I	48424	87.5	5757	10.4	1051	1.9	133	0.2	55365
	II	51293	89.3	4953	8.6	1180	2.1	19	0.0	57444
	ukupno - total	99740	88.4	10688	9.5	2232	2.0	149	0.1	112809
Oktobar - October	I	49931	87.5	5936	10.4	1083	1.9	137	0.2	57087
	II	52524	89.3	5072	8.6	1208	2.1	19	0.0	58824
	ukupno - total	102483	88.4	10982	9.5	2293	2.0	153	0.1	115911
Novembar - November	I	43508	87.5	5173	10.4	944	1.9	120	0.2	49745
	II	45776	89.3	4421	8.6	1053	2.1	17	0.0	51266
	ukupno - total	89309	88.4	9570	9.5	1999	2.0	134	0.1	101011
Decembar - December	I	42333	87.5	5033	10.4	918	1.9	117	0.2	48400
	II	44488	89.3	4296	8.6	1023	2.1	16	0.0	49824
	ukupno - total	86845	88.4	9306	9.5	1943	2.0	130	0.1	98224
Ukupno (godišnje) - Total (annual)	I	555065	87.5	65991	10.4	12042	1.9	1528	0.2	634626
	II	584021	89.3	56399	8.6	13430	2.1	212	0.0	654062
	ukupno - total	1139393	88.4	122092	9.5	25498	2.0	1705	0.1	1288688
Prosjeak (PGDS) - Average (AADT)	I	1521	85.9	181	11.1	33	2.7	4	0.3	1739
	II	1600	86.6	155	10.4	37	3.0	1	0.0	1792
	ukupno - total	3122	88.5	334	9.5	70	2.0	5	0.1	3529

**BRONANJE VOZILA NA MREŽI PUTEVA U REPUBLICI SRPSKOJ – 2015. GODINA**  
**VEHICLE COUNTING ON THE ROAD NETWORK OF THE REPUBLIC OF SRPSKA – YEAR 2015**

**SAOBRAĆAJNI POKAZATELJI**

Automatski brojač broj  
 Lokalizet / Stacionaža [km+m]  
 Broj puta / Dionica

000052  
 Batkuša / 8+812,00  
 R 462a / Grebnice - Obudovac 1

Mjesec	Smjer	minimalni čas			maksimalni čas			voz/dan	datum/dan	voz/dan	maksimalni dan			dnevni prosjek (05-21 h)	noćni prosjek (21-05 h)	prosijek radnim danom	prosijek vikendom	ljetni prosjek
		datum/dan	čas	voz/h	datum/dan	čas	voz/h				datum/dan	voz/dan	datum/dan					
Januar	I	20/utorak	4	3	15	159	855	20/utorak	1711	1208	153	759	602					
	II	7/srijeda	2	3	12	181	800	20/utorak	1769	1234	153	781	606					
	I+II	4/nedjelja	4	8	12	324	1655	20/utorak	3480	2442	306	1540	1209					
Februar	I	23/ponedjeljak	4	1	17	151	1113	18/srijeda	1672	1271	145	1021	395					
	II	1/nedjelja	4	2	12	148	1101	1/nedjelja	1761	1313	151	1065	400					
	I+II	1/nedjelja	4	8	11	282	2262	18/srijeda	3433	2585	296	2086	795					
Mart	I	28/subota	2	0	14	171	1439	8/nedjelja	1767	1409	167	1112	463					
	II	28/subota	2	0	16	183	1429	8/nedjelja	1820	1457	163	1163	456					
	I+II	28/subota	2	0	16	306	2868	8/nedjelja	3578	2866	329	2276	920					
April	I	1/srijeda	4	3	15	274	1564	19/nedjelja	2524	1654	209	1242	620					
	II	12/nedjelja	4	2	14	200	1482	19/nedjelja	2323	1703	224	1302	625					
	I+II	12/nedjelja	4	13	15	409	3046	20/ponedjeljak	4502	3357	433	2544	1246					
Maj	I	14/četvrtak	2	3	12	248	1270	1/petak	2466	1644	232	1199	676					
	II	17/nedjelja	4	6	17	202	1611	1/petak	2344	1674	258	1262	671					
	I+II	14/četvrtak	3	16	12	388	2881	8/nedjelja	4739	3318	490	2461	1347					
Juni	I	4/četvrtak	3	2	17	200	15/ponedjeljak	2204	1534	235	1267	502						
	II	29/ponedjeljak	4	6	12	249	28/nedjelja	2180	1611	239	1349	502						
	I+II	3/srijeda	2	15	12	341	3317	7/nedjelja	4136	3146	474	2616	1004					
Juli	I	2/četvrtak	2	5	16	198	1595	2/četvrtak	2480	1692	275	1429	537					
	II	6/ponedjeljak	4	7	20	201	1622	31/petak	2659	1743	303	1513	533					
	I+II	6/ponedjeljak	4	17	20	382	3316	2/četvrtak	4976	3435	578	2942	1070					
Avgust	I	13/četvrtak	4	5	13	226	1808	2/nedjelja	2546	1830	276	1385	721					
	II	31/ponedjeljak	3	8	9	205	1699	1/subota	2752	1838	285	1420	703					
	I+II	13/četvrtak	4	19	12	375	3507	1/subota	4996	3668	561	2804	1425					
Septembar	I	1/utorak	4	3	13	163	1687	14/ponedjeljak	2133	1647	199	1343	503					
	II	14/ponedjeljak	3	6	18	193	1617	11/petak	2226	1694	220	1409	505					
	I+II	23/srijeda	3	14	16	324	3461	20/nedjelja	4359	3341	419	2753	1008					
Oktobar	I	6/utorak	2	2	11	174	1660	26/ponedjeljak	2057	1647	195	1285	557					
	II	4/nedjelja	4	5	16	191	1632	9/petak	2251	1684	213	1347	550					
	I+II	7/srijeda	4	10	17	322	3398	25/nedjelja	4214	3331	408	2632	1107					
Novembar	I	4/srijeda	4	1	13	157	1467	29/nedjelja	1908	1499	160	1153	506					
	II	22/nedjelja	4	3	11	191	1446	20/petak	1965	1541	167	1211	498					
	I+II	4/srijeda	4	8	12	340	2913	20/petak	3872	3040	327	2363	1004					
Decembar	I	2/srijeda	3	2	12	180	1160	20/nedjelja	1896	1403	158	1178	383					
	II	19/subota	4	4	12	199	1169	30/srijeda	1977	1442	165	1222	385					
	I+II	19/subota	4	10	12	379	2329	30/srijeda	3873	2846	323	2400	768					
Godina	I	28.3./subota	2	0	15	274	855	2.8./nedjelja	2546	1538	201	1736	1745					
	II	28.3./subota	2	0	12	249	800	1.8./subota	2752	1580	212	1817	1736					
	I+II	28.3./subota	2	0	15	409	1655	1.8./subota	4996	3118	413	3553	3481					

**BROJANJE VOZILA NA MREŽI PUTEVA U REPUBLICI SRPSKOJ – 2015. GODINA**  
**VEHICLE COUNTING ON THE ROAD NETWORK OF THE REPUBLIC OF SRPSKA – YEAR 2015**

**TRAFFIC PARAMETERS**

Automatic counter number  
 Location / Mileage [km +m]  
 Road number / Section

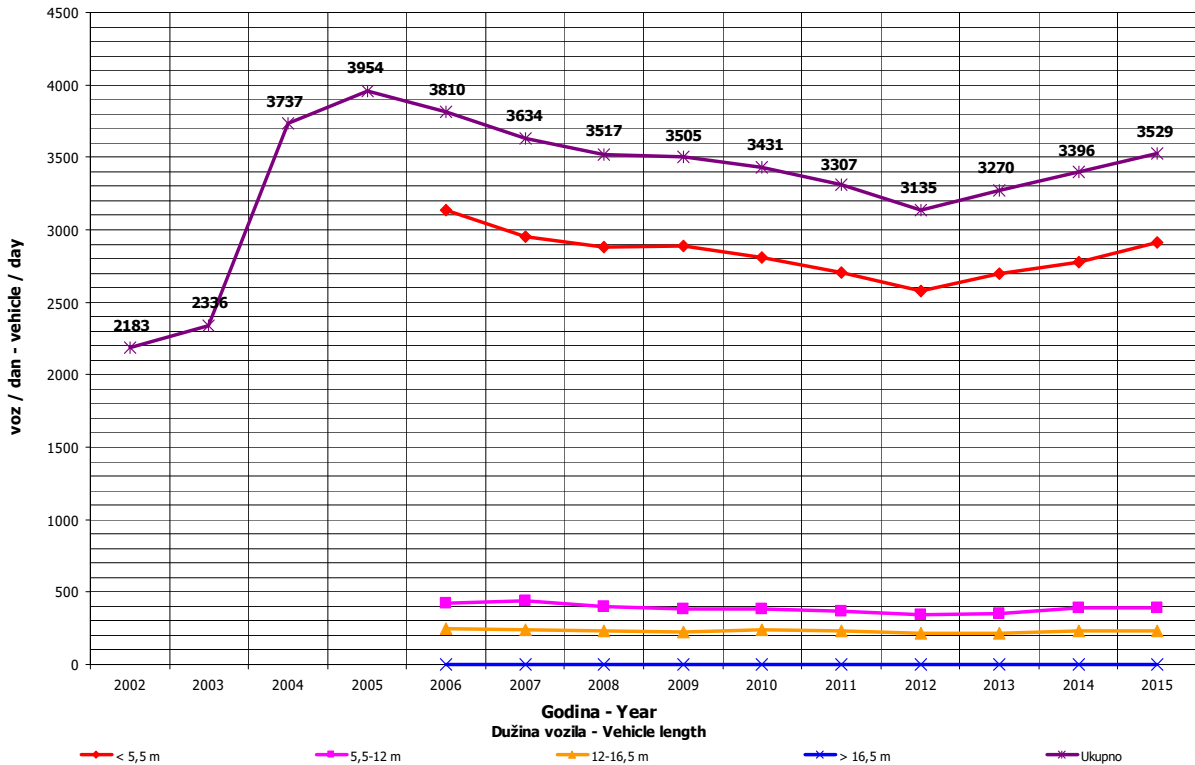
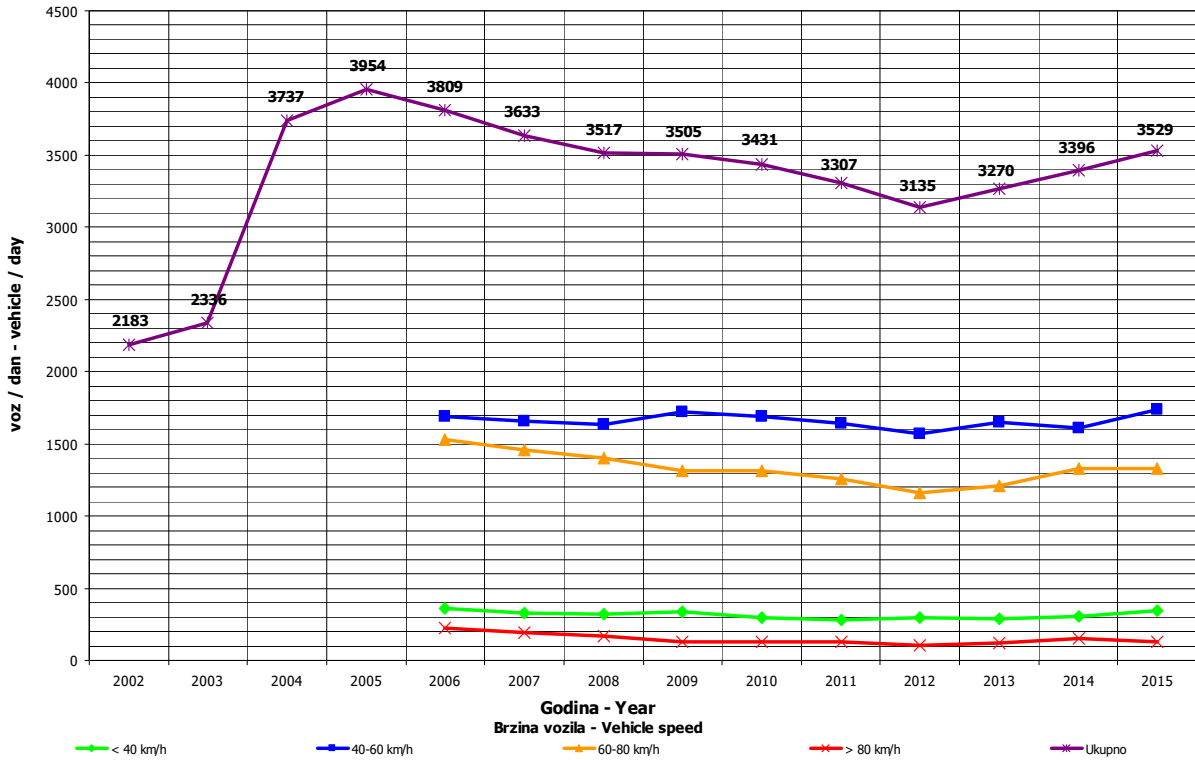
000052  
 Batkuša / 8+812,00  
 R 462a / Grebnice - Obudovac 1

Month	Direction	minimum hour		maximum hour		veh/h	minimum day		maximum day		day time average (5-21 h)	night average (21-05 h)	working day average	weekend average	summer average
		date/day	hour	date/day	hour		date/day	veh/day	date/day	veh/day					
January	I	20/Tuesday	4	21/Wednesday	15	159	7/Wednesday	855	20/Tuesday	1711	1208	153	759	602	
	II	7/Wednesday	2	20/Tuesday	12	181	7/Wednesday	800	20/Tuesday	1769	1234	153	781	606	
	I+II	4/Sunday	4	20/Tuesday	12	324	7/Wednesday	1655	20/Tuesday	3480	2442	306	1540	1209	
February	I	23/Monday	4	16/Monday	17	151	18/Wednesday	1113	28/Saturday	1672	1271	145	1021	395	
	II	22/Sunday	4	14/Saturday	12	148	1/Sunday	1101	28/Saturday	1761	1313	151	1065	400	
	I+II	1/Sunday	4	16/Monday	11	282	18/Wednesday	2262	28/Saturday	3433	2585	296	2086	795	
March	I	28/Saturday	2	22/Sunday	14	171	8/Sunday	1439	27/Friday	1767	1409	167	1112	463	
	II	28/Saturday	2	22/Sunday	16	183	8/Sunday	1429	6/Friday	1820	1457	163	1163	456	
	I+II	28/Saturday	2	22/Sunday	16	306	8/Sunday	2868	27/Friday	3578	2866	329	2276	920	
April	I	1/Wednesday	4	20/Monday	15	274	19/Sunday	1564	20/Monday	2524	1654	209	1242	620	
	II	12/Sunday	4	17/Friday	14	200	19/Sunday	1482	30/Thursday	2323	1703	224	1302	625	
	I+II	12/Sunday	4	20/Monday	15	409	19/Sunday	3046	20/Monday	4502	3357	433	2544	1246	
May	I	14/Thursday	2	24/Sunday	12	248	1/Friday	1270	24/Sunday	2466	1644	232	1199	676	
	II	17/Sunday	4	24/Sunday	17	202	1/Friday	1611	8/Friday	2344	1674	258	1262	671	
	I+II	14/Thursday	3	24/Sunday	12	388	1/Friday	2881	8/Friday	4739	3318	490	2461	1347	
June	I	4/Thursday	3	7/Sunday	17	200	15/Monday	1615	7/Sunday	2204	1534	235	1267	502	1769
	II	29/Monday	4	7/Sunday	12	249	28/Sunday	1562	6/Saturday	2180	1611	239	1349	502	1851
	I+II	3/Wednesday	2	7/Sunday	12	341	15/Monday	3317	7/Sunday	4136	3146	474	2616	1004	3620
July	I	2/Thursday	2	12/Sunday	16	198	2/Thursday	1595	12/Sunday	2480	1692	275	1429	537	1966
	II	6/Monday	4	12/Sunday	20	201	5/Sunday	1622	31/Friday	2659	1743	303	1513	533	2046
	I+II	6/Monday	4	12/Sunday	20	382	2/Thursday	3316	31/Friday	4976	3435	578	2942	1070	4012
August	I	13/Thursday	4	10/Monday	13	226	31/Monday	1808	2/Sunday	2546	1830	276	1385	721	2106
	II	31/Monday	3	1/Saturday	9	205	31/Monday	1699	1/Saturday	2752	1838	285	1420	703	2123
	I+II	13/Thursday	4	8/Saturday	12	375	31/Monday	3507	1/Saturday	4996	3668	561	2804	1425	4229
September	I	1/Tuesday	4	11/Friday	13	163	14/Monday	1687	11/Friday	2133	1647	199	1343	503	1846
	II	14/Monday	3	5/Saturday	18	193	20/Sunday	1617	11/Friday	2226	1694	220	1409	505	1915
	I+II	23/Wednesday	3	18/Friday	16	324	20/Sunday	3461	11/Friday	4359	3341	419	2753	1008	3760
October	I	6/Tuesday	2	10/Saturday	11	174	26/Monday	1660	10/Saturday	2057	1647	195	1285	557	
	II	4/Sunday	4	24/Saturday	16	191	25/Sunday	1632	9/Friday	2251	1684	213	1347	550	
	I+II	7/Wednesday	4	4/Sunday	17	322	25/Sunday	3398	9/Friday	4214	3331	408	2632	1107	
November	I	4/Wednesday	4	1/Sunday	13	157	29/Sunday	1467	21/Saturday	1908	1499	160	1153	506	
	II	22/Sunday	4	21/Saturday	11	191	29/Sunday	1446	20/Friday	1965	1541	167	1211	498	
	I+II	4/Wednesday	4	21/Saturday	12	340	29/Sunday	2913	20/Friday	3872	3040	327	2363	1004	
December	I	2/Wednesday	3	19/Saturday	12	180	20/Sunday	1160	30/Wednesday	1896	1403	158	1178	383	
	II	19/Saturday	4	19/Saturday	12	199	30/Wednesday	1169	30/Wednesday	1977	1442	165	1222	385	
	I+II	19/Saturday	4	19/Saturday	12	379	20/Sunday	2329	30/Wednesday	3873	2846	323	2400	768	
Year	I	28.3./Saturday	2	20.4./Monday	15	274	7.1./Wednesday	855	2.8./Sunday	2546	1538	201	1736	1745	1924
	II	28.3./Saturday	2	7.6./Sunday	12	249	7.1./Wednesday	800	1.8./Saturday	2752	1580	212	1817	1736	1985
	I+II	28.3./Saturday	2	20.4./Monday	15	409	7.1./Wednesday	1655	1.8./Saturday	4996	3118	413	3553	3481	3909

## GODIŠNJA NERAVNOMJERNOST SAOBRAĆAJNOG TOKA TRAFFIC FLOW ANNUAL VARIATION

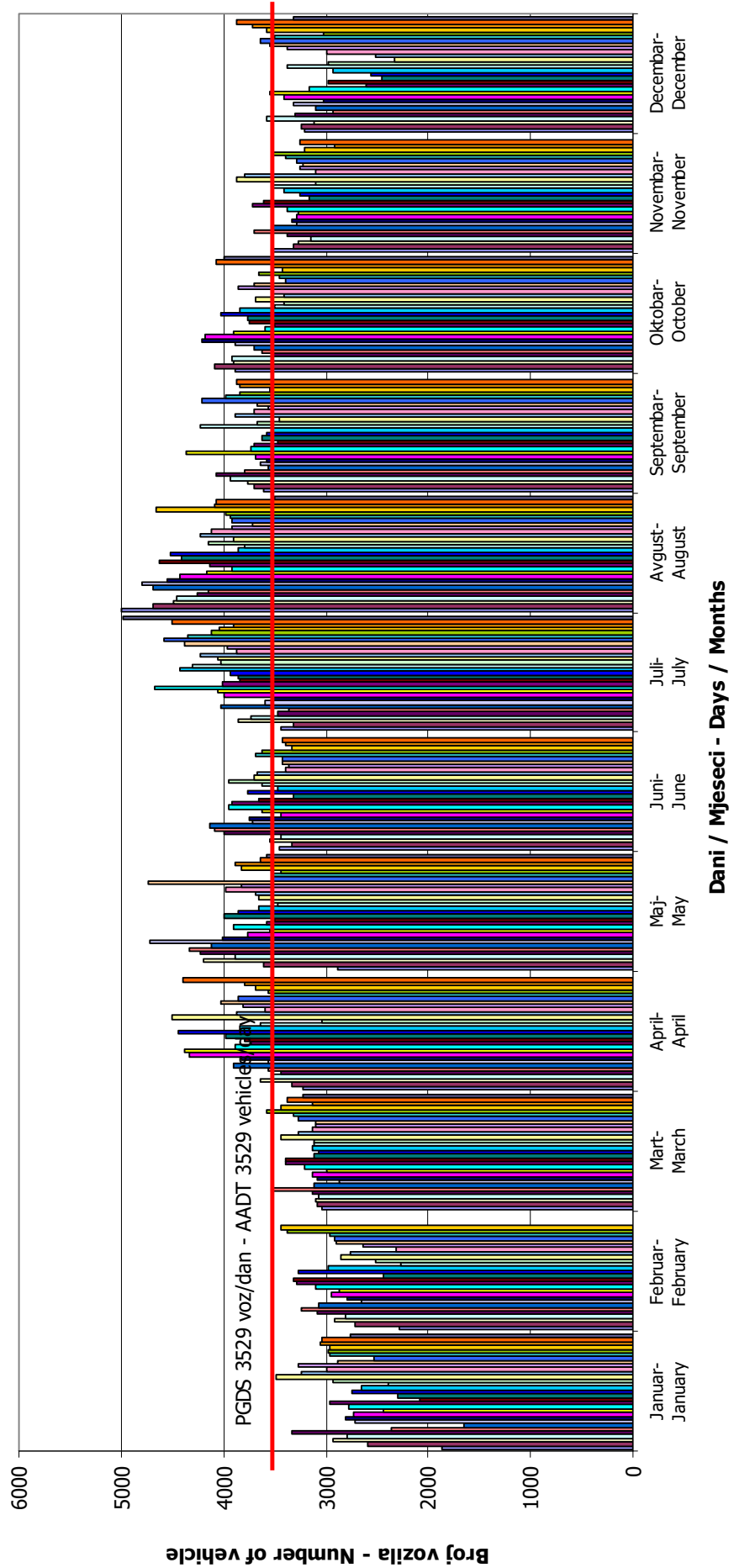
Automatski brojač broj - Automatic counter number  
 Lokalizet - Location / Stacionaža - Mileage [km+m]  
 Broj puta - Road number / Dionica - Section

000052  
 Batkuša / 8+812,00  
 R 462a / Grebnice - Obudovac 1



**DNEVNA NERAVNOMJERNOST SAOBRAĆAJNOG TOKA  
 TRAFFIC FLOW DAILY VARIATION**

Automatski brojač broj - Automatic counter number 000052  
 Lokalizet - Location / Stacionaža - Mileage [km+tm] Batkuša / 8+812,00  
 Broj puta - Road number/ Dionica - Section R 462a / Grebnice - Obudovac 1

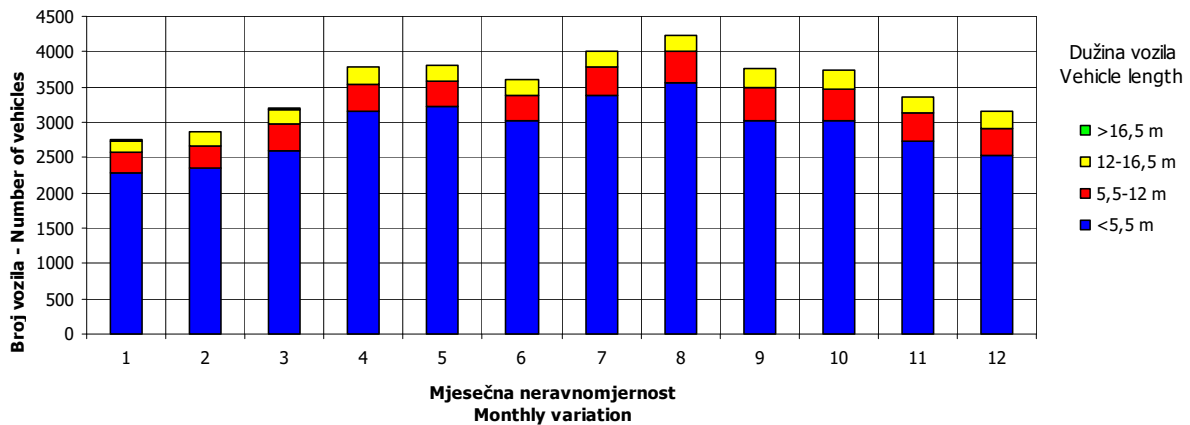
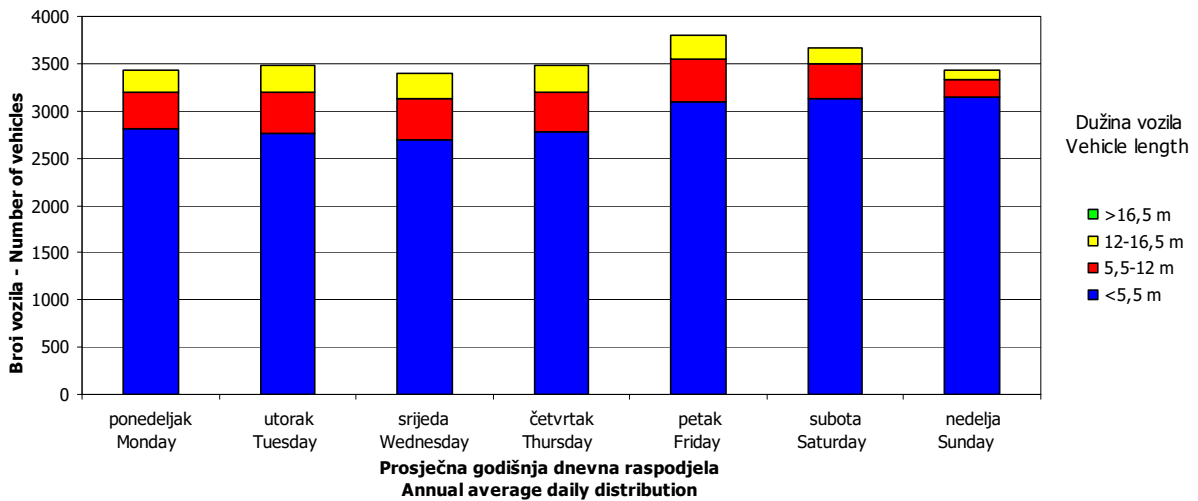
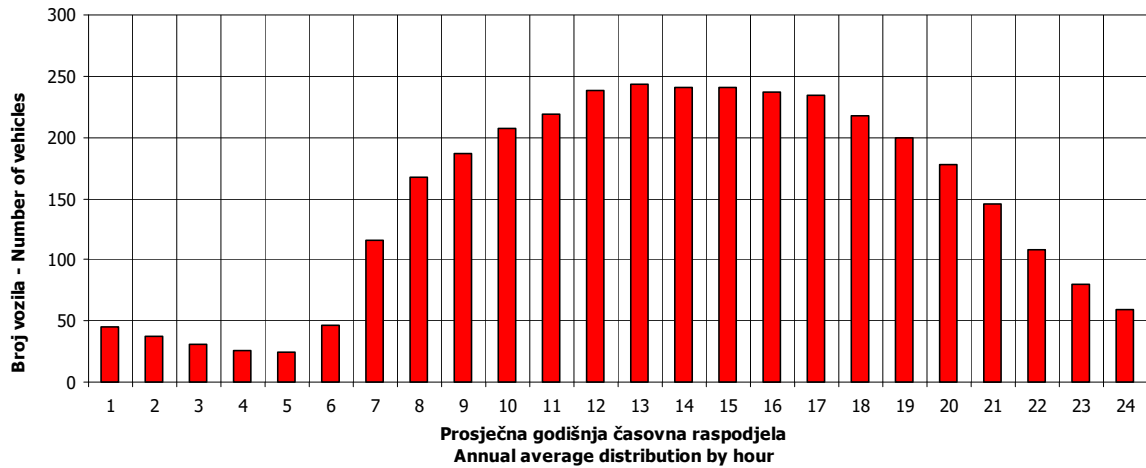


**VREMENSKA RASPODJELA SAOBRAĆAJNOG TOKA**  
**TRAFFIC FLOW TIME DISTRIBUTION**

Automatski brojač broj - Automatic counter number  
 Lokalitet - Location / Stacionaža - Mileage [km+m]  
 Broj puta - Road number / Dionica - Section

000052  
 Batkuša / 8+812,00  
 R 462a / Grebnice - Obudovac 1

**PGDS 3529 voz/dan    AADT 3529 veh/day**



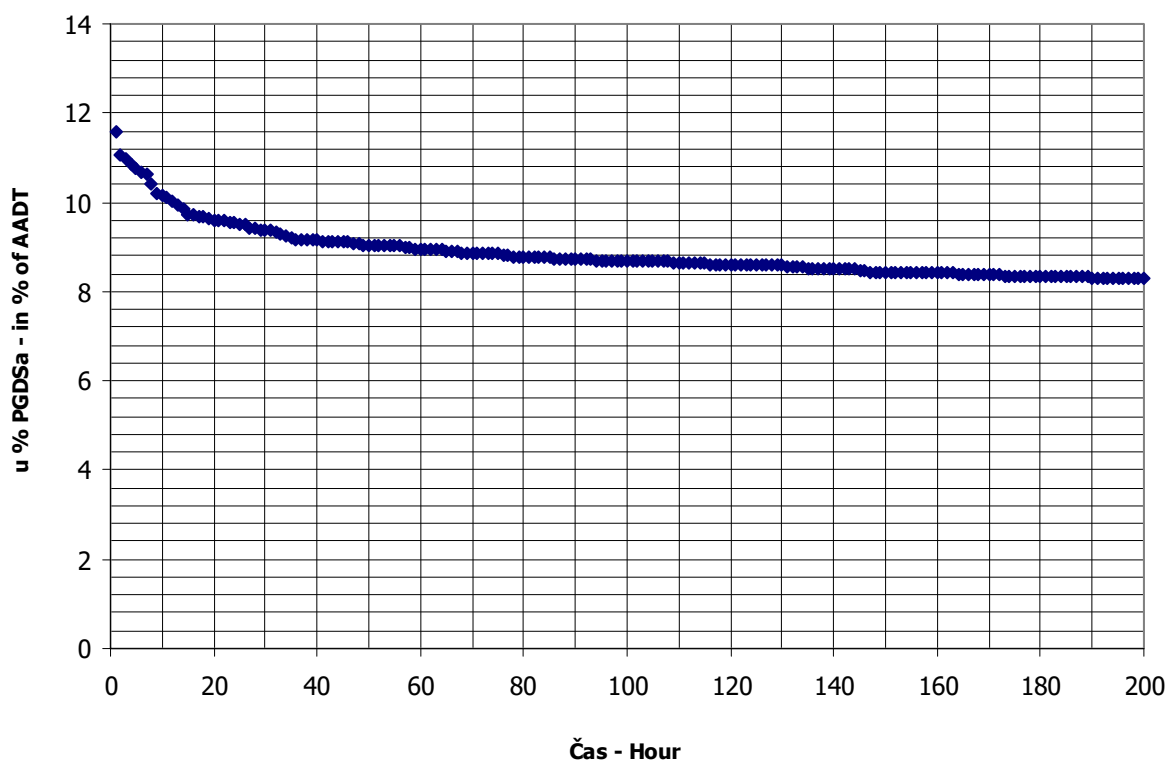


## SATNA DISTRIBUCIJA SAOBRAĆAJNOG TOKA TRAFFIC FLOW HOURLY DISTRIBUTION

Automatski brojač broj - Automatic counter number  
 Lokalitet - Location / Stacionaža - Mileage [km+m]  
 Broj puta - Road number / Dionica - Section

000052  
 Batkuša / 8+812,00  
 R 462a / Grebnice - Obudovac 1

PGDS - AADT	3529 voz/dan - veh/day							
Čas - Hour	Maksimalni vršni sat - Maximum peak hour	10	20	30	40	50	100	200
Sat u danu - Hour of day	15	11	13	12	19	13	16	18
Sat u godini - Hour in year	2631	5267	5269	5436	4627	5245	1936	3018
Dan - Day of week	ponedeljak - Monday	subota - Saturday	subota - Saturday	subota - Saturday	nedelja - Sunday	petak - Friday	nedelja - Sunday	srijeda - Wednesday
Datum - Date	20	8	8	15	12	7	22	6
Mjesec - Month	april - April	avgust - August	avgust - August	avgust - August	jul - July	avgust - August	mart - March	maj - May
Vrijednost - Value	409	357	339	331	322	319	306	292
% - percent	11.59	10.12	9.61	9.38	9.12	9.04	8.67	8.27



**BROJANJE VOZILA NA MREŽI PUTEVA U REPUBLICI SRPSKOJ – 2015. GODINA**  
**VEHICLE COUNTING ON THE ROAD NETWORK OF THE REPUBLIC OF SRPSKA – YEAR 2015**

**MJESEČNI BROJ VOZILA**  
**MONTHLY NUMBER OF VEHICLES**

Automatski brojač broj - Automatic counter number 000053  
 Lokalitet - Location / Stacionaža - Mileage [km+m] Dvorovi / 3+430,00  
 Broj puta - Road number / Dionica - Section M 18.2 / Gojsovac - granica / border RS  
 (Pavlovića Most)

	Mjesec - Month											
	Januar- January	Februar- February	Mart- March	April- April	Maj- May	Jun- June	Jul- July	August- August	Septembar- September	Oktober- October	Novembar- November	Decembar- December
1	1943	2103	3358	3131	5504	3668	4204	7234	3911	4199	3193	3065
2	1717	2513	3215	3510	5239	3515	4175	7580	4335	4071	3804	2993
3	2515	2751	3000	3958	4707	3903	4450	5574	4316	4791	2853	3290
4	1879	2697	3211	4732	4162	3681	5140	5781	4537	4576	3055	3538
5	2385	3079	3065	4455	3770	4275	5657	4936	4891	4236	3592	3631
6	2341	3308	3829	3651	3426	4616	4425	4658	4748	3404	3633	2775
7	1911	3737	3359	3579	3961	4408	4177	5329	4044	4396	3989	3172
8	2152	2996	3199	4089	4818	3789	4280	6333	3867	4492	2896	3227
9	2534	2862	3280	3963	5430	4336	4599	6664	3895	4610	3589	2990
10	2505	2715	3060	4729	5229	3976	4457	5558	3988	4888	3273	3157
11	1911	2652	2820	5318	3863	4304	5415	4674	4518	3570	3395	3371
12	2406	2705	2921	4941	4044	4612	6166	5213	4962	4062	3457	3319
13	2485	2840	3299	3941	3874	4893	4387	5274	4602	3502	3781	2214
14	2661	3369	3626	3978	4256	4841	4699	5304	4011	3592	4306	2877
15	2804	2037	3128	4063	4403	4283	5181	6218	3861	3911	1714	3466
16	2786	2613	3063	4425	4994	3977	4687	6738	3841	4113	2616	2207
17	2989	2452	3154	3613	5171	3888	5470	5104	3953	4367	2563	2497
18	1985	1884	3089	4618	4104	4000	5844	4829	4319	2984	3469	2486
19	2878	1957	3130	3592	3962	4346	6290	5611	5021	3325	2918	2027
20	2711	2365	3810	4009	3940	5388	4518	4672	4433	3575	3655	1606
21	2583	2343	3556	3806	4049	4122	5674	5225	4383	3827	3675	2274
22	2819	2153	3221	3688	4744	4031	4932	5988	3880	4055	2671	2647
23	2828	2482	3268	3821	5169	4107	4950	5304	4048	4084	3400	3064
24	3363	2534	3185	4583	4683	4024	5254	4679	3932	4254	3269	3325
25	2233	2744	3330	5141	4087	4057	6022	4775	4362	3137	3524	3703
26	2326	2917	3391	4251	4064	4172	6877	4869	5014	3621	3379	3884
27	2646	3413	3677	3916	3992	5294	4977	4502	4744	3877	3633	2741
28	2473	3575	4184	3780	3949	5083	5051	4876	4134	3747	3474	3106
29	2670		3451	3891	4192	4157	4995	5292	3898	3912	2797	2616
30	2611		3346	4487	4660	4239	5753	4852	3927	3871	3135	3596
31	2706		3182		3855		6001	3963		4478		2810
Ukupno- Total	76756	75796	102407	123659	136301	127985	158707	167609	128375	123527	98708	91674
Prosjek- Average	2476	6891	3303	4122	4397	4266	5120	5407	4279	3985	3290	2957
	Godišnji prosjek (PGDS) - Annual average (AADT)											3866

**BROJANJE VOZILA NA MREŽI PUTEVA U REPUBLICI SRPSKOJ – 2015. GODINA**  
**VEHICLE COUNTING ON THE ROAD NETWORK OF THE REPUBLIC OF SRPSKA – YEAR 2015**

**STRUKTURA SAOBRAĆAJNOG TOKA**  
**TRAFFIC FLOW COMPOSITION**

Automatski brojač broj - Automatic counter number 000053  
 Lokalitet - Location / Stacionaža - Mileage [km+m] Dvorovi / 3+430,00  
 Broj puta - Road number / Dionica - Section M 18.2 / Gojsovac - granica / border RS  
 (Pavlovića Most)

Mjesec - Month	Smjer - Direction	Dužina vozila - Vehicle length								Ukupno - Total
		< 5,5 m	(%)	5,5 - 12 m	(%)	12 - 16,5 m	(%)	< 16,5 m	(%)	
Januar - January	I	34001	87.5	4042	10.4	738	1.9	94	0.2	38874
	II	33825	89.3	3267	8.6	778	2.1	12	0.0	37882
	ukupno - total	67864	88.4	7272	9.5	1519	2.0	102	0.1	76756
Februar - February	I	33216	87.5	3949	10.4	721	1.9	91	0.2	37977
	II	33769	89.3	3261	8.6	777	2.1	12	0.0	37819
	ukupno - total	67015	88.4	7181	9.5	1500	2.0	100	0.1	75796
Mart - March	I	44926	87.5	5341	10.4	975	1.9	124	0.2	51366
	II	45576	89.3	4401	8.6	1048	2.1	17	0.0	51041
	ukupno - total	90543	88.4	9702	9.5	2026	2.0	135	0.1	102407
April - April	I	54270	87.5	6452	10.4	1177	1.9	149	0.2	62049
	II	55012	89.3	5313	8.6	1265	2.1	20	0.0	61610
	ukupno - total	109333	88.4	11716	9.5	2447	2.0	164	0.1	123659
Maj - May	I	59752	87.5	7104	10.4	1296	1.9	164	0.2	68316
	II	60705	89.3	5862	8.6	1396	2.1	22	0.0	67985
	ukupno - total	120511	88.4	12913	9.5	2697	2.0	180	0.1	136301
Juni - June	I	57565	87.5	6844	10.4	1249	1.9	158	0.2	65816
	II	55512	89.3	5361	8.6	1277	2.1	20	0.0	62169
	ukupno - total	113158	88.4	12125	9.5	2532	2.0	169	0.1	127985
Juli - July	I	69326	87.5	8242	10.4	1504	1.9	191	0.2	79263
	II	70937	89.3	6850	8.6	1631	2.1	26	0.0	79444
	ukupno - total	140321	88.4	15036	9.5	3140	2.0	210	0.1	158707
Avgust - August	I	73204	87.5	8703	10.4	1588	1.9	201	0.2	83696
	II	74927	89.3	7236	8.6	1723	2.1	27	0.0	83913
	ukupno - total	148191	88.4	15879	9.5	3316	2.0	222	0.1	167609
Septembar - September	I	56186	87.5	6680	10.4	1219	1.9	155	0.2	64240
	II	57267	89.3	5530	8.6	1317	2.1	21	0.0	64135
	ukupno - total	113503	88.4	12162	9.5	2540	2.0	170	0.1	128375
Oktobar - October	I	54174	87.5	6441	10.4	1175	1.9	149	0.2	61939
	II	54993	89.3	5311	8.6	1265	2.1	20	0.0	61588
	ukupno - total	109216	88.4	11703	9.5	2444	2.0	163	0.1	123527
Novembar - November	I	43189	87.5	5135	10.4	937	1.9	119	0.2	49380
	II	44046	89.3	4254	8.6	1013	2.1	16	0.0	49328
	ukupno - total	87273	88.4	9352	9.5	1953	2.0	131	0.1	98708
Decembar - December	I	40976	87.5	4872	10.4	889	1.9	113	0.2	46849
	II	40025	89.3	3865	8.6	920	2.1	15	0.0	44825
	ukupno - total	81054	88.4	8685	9.5	1814	2.0	121	0.1	91674
Ukupno (godišnje) - Total (annual)	I	620784	87.5	73804	10.4	13468	1.9	1708	0.2	709765
	II	626592	89.3	60511	8.6	14409	2.1	227	0.0	701739
	ukupno - total	1247981	88.4	133727	9.5	27929	2.0	1867	0.1	1411504
Prosjek (PGDS) - Average (AADT)	I	1701	85.9	202	11.1	37	2.7	5	0.3	1945
	II	1717	86.6	166	10.4	39	3.0	1	0.0	1923
	ukupno - total	3419	88.4	366	9.5	77	2.0	5	0.1	3866

**BRONANJE VOZILA NA MREŽI PUTEVA U REPUBLICI SRPSKOJ – 2015. GODINA**  
**VEHICLE COUNTING ON THE ROAD NETWORK OF THE REPUBLIC OF SRPSKA – YEAR 2015**

**SAOBRAĆAJNI POKAZATELJI**

000053  
 Dvorovi / 3+430,00  
 M 18.2 / Gojsovac - granica / border RS (Pavlovića Most)

Automatski brojač broj  
 Lokalizet / Stacionaža [km+m]  
 Broj puta / Dionica

Mjesec	Smjer	minimalni čas			maksimalni čas			minimalni dan			maksimalni dan			dnevni prosjek (05-21 h)	noćni prosjek (21-05 h)	prosijek radnim danom	prosijek vikendom	ljetni prosjek
		datum/dan	čas	voz/h	datum/dan	čas	voz/h	datum/dan	voz/dan	datum/dan	voz/dan	datum/dan	voz/dan					
Januar	I	2/petak	4	0	24/subota	23	161	881	2/petak	1717	24/subota	1717	1108	146	676	578		
	II	2/petak	3	0	22/četvrtak	14	138	824	1/četvrtak	1646	24/subota	1646	1055	167	665	557		
	I+II	6/utorak	2	0	12/ponedjeljak	13	274	1717	2/petak	3363	24/subota	3363	2163	313	1341	1135		
Februar	I	3/utorak	2	0	8/nedjelja	14	175	899	15/nedjelja	1911	7/subota	1911	1215	141	960	396		
	II	3/utorak	3	0	8/nedjelja	14	157	951	18/srijeda	1826	7/subota	1826	1170	181	950	401		
	I+II	18/srijeda	3	2	8/nedjelja	14	332	1884	18/srijeda	3737	7/subota	3737	2384	323	1910	797		
Mart	I	28/subota	2	0	28/subota	14	217	1408	11/srijeda	2122	28/subota	2122	1499	157	1155	501		
	II	3/utorak	3	0	1/nedjelja	16	203	1412	11/srijeda	2062	28/subota	2062	1441	206	1145	501		
	I+II	28/subota	2	0	28/subota	15	365	2820	11/srijeda	4184	28/subota	4184	2940	363	2301	1003		
April	I	6/ponedjeljak	2	2	12/nedjelja	14	243	1578	1/srijeda	2712	11/subota	2712	1850	218	1304	764		
	II	16/četvrtak	3	0	12/nedjelja	17	223	1553	1/srijeda	2606	11/subota	2606	1777	276	1294	760		
	I+II	16/četvrtak	3	2	12/nedjelja	17	429	3131	1/srijeda	5318	11/subota	5318	3627	495	2598	1524		
Maj	I	13/srijeda	2	1	1/petak	11	327	1691	6/srijeda	2781	9/subota	2781	1949	255	1324	880		
	II	13/srijeda	2	1	2/subota	17	280	1735	6/srijeda	2728	1/petak	2728	1849	344	1310	882		
	I+II	13/srijeda	2	2	1/petak	13	519	3426	6/srijeda	5504	1/petak	5504	3798	599	2634	1763		
Juni	I	3/srijeda	2	2	13/subota	14	244	1785	2/utorak	2745	13/subota	2745	1917	277	1522	672	2194	
	II	9/utorak	3	1	20/subota	17	217	1730	2/utorak	2808	20/subota	2808	1713	359	1456	616	2072	
	I+II	10/srijeda	3	4	28/nedjelja	18	396	3515	2/utorak	5388	20/subota	5388	3630	636	2978	1288	4266	
Juli	I	30/četvrtak	3	1	26/nedjelja	16	316	2036	8/srijeda	3356	26/nedjelja	3356	2214	343	1801	755	2557	
	II	1/srijeda	3	0	26/nedjelja	19	389	1973	7/utorak	3521	26/nedjelja	3521	2062	501	1789	774	2563	
	I+II	30/četvrtak	3	4	26/nedjelja	16	630	4175	2/četvrtak	6877	26/nedjelja	6877	4276	844	3590	1529	5120	
Avgust	I	5/srijeda	3	2	2/nedjelja	14	336	2012	31/ponedjeljak	3796	2/nedjelja	3796	2326	374	1700	1000	2700	
	II	31/ponedjeljak	3	1	2/nedjelja	18	348	1951	31/ponedjeljak	3784	2/nedjelja	3784	2207	500	1700	1007	2707	
	I+II	26/srijeda	3	6	2/nedjelja	18	604	3963	31/ponedjeljak	7580	2/nedjelja	7580	4533	874	3400	2007	5407	
Septembar	I	2/srijeda	3	1	27/nedjelja	13	252	1915	15/utorak	2564	12/subota	2564	1918	224	1505	636	2142	
	II	10/četvrtak	3	0	6/nedjelja	16	236	1923	16/srijeda	2513	19/subota	2513	1848	289	1493	644	2138	
	I+II	27/srijeda	3	5	27/nedjelja	15	457	3841	16/srijeda	5021	19/subota	5021	3766	513	2999	1281	4279	
Oktobar	I	20/utorak	2	0	3/subota	14	237	1432	18/nedjelja	2512	10/subota	2512	1791	207	1399	599		
	II	21/srijeda	3	0	4/nedjelja	18	242	1552	18/nedjelja	2376	10/subota	2376	1730	256	1391	596		
	I+II	6/utorak	3	3	4/nedjelja	15	419	2984	18/nedjelja	4888	10/subota	4888	3522	463	2790	1195		
Novembar	I	5/četvrtak	2	0	14/subota	13	199	895	15/nedjelja	2207	14/subota	2207	1486	161	1170	476		
	II	19/srijeda	3	0	14/subota	14	195	819	15/nedjelja	2099	14/subota	2099	1451	192	1163	481		
	I+II	4/srijeda	3	2	14/subota	14	370	1714	15/nedjelja	4306	14/subota	4306	2937	353	2333	957		
Decembar	I	8/utorak	2	0	28/ponedjeljak	14	188	782	20/nedjelja	2012	26/subota	2012	1377	135	1153	359		
	II	14/ponedjeljak	1	0	3/četvrtak	15	184	779	29/utorak	1872	26/subota	1872	1276	169	1088	357		
	I+II	23/srijeda	2	2	26/subota	14	336	1606	20/nedjelja	3884	26/subota	3884	2653	304	2241	716		
Godina	I	2.1./petak	4	0	2.8./nedjelja	14	389	782	2.8./nedjelja	3796	2.8./nedjelja	3796	221	1895	2057	2402		
	II	2.1./petak	3	0	26.7./nedjelja	19	389	779	29.12./utorak	3784	2.8./nedjelja	3784	1635	288	1867	2046	2374	
	I+II	6.1./utorak	2	0	26.7./nedjelja	16	630	1606	20.12./nedjelja	7580	2.8./nedjelja	7580	3359	508	3762	4102	4776	

**BROJANJE VOZILA NA MREŽI PUTEVA U REPUBLICI SRPSKOJ – 2015. GODINA**  
**VEHICLE COUNTING ON THE ROAD NETWORK OF THE REPUBLIC OF SRPSKA – YEAR 2015**

**TRAFFIC PARAMETERS**

Automatic counter number 000053  
 Location / Mileage [km+m] Dvorovi / 3+430,00  
 Road number / Section M 18.2 / Gojsovac - granica / border RS (Pavlovića Most)

Month	Direction	minimum hour		maximum hour		veh/h	veh/day	minimum day		maximum day		day time average (5-21 h)	night average (21-05 h)	working day average	weekend average	summer average
		date/day	hour	date/day	hour			date/day	date/day	veh/day	date/day					
January	I	2/Friday	4	24/Saturday	23	161	881	2/Friday	1717	24/Saturday	1717	1108	146	676	578	
	II	2/Friday	3	22/Thursday	14	138	824	1/Thursday	1646	24/Saturday	1646	1055	167	665	557	
	I+II	6/Tuesday	2	12/Monday	13	274	1717	2/Friday	3363	24/Saturday	3363	2163	313	1341	1135	
February	I	3/Tuesday	2	8/Sunday	14	175	899	15/Sunday	1911	7/Saturday	1911	1215	141	960	396	
	II	3/Tuesday	3	8/Sunday	14	157	951	18/Wednesday	1826	7/Saturday	1826	1170	181	950	401	
	I+II	18/Wednesday	3	8/Sunday	14	332	1884	18/Wednesday	3737	7/Saturday	3737	2384	323	1910	797	
March	I	28/Saturday	2	28/Saturday	14	217	1408	11/Wednesday	2122	28/Saturday	2122	1499	157	1155	501	
	II	3/Tuesday	3	1/Sunday	16	203	1412	11/Wednesday	2062	28/Saturday	2062	1441	206	1145	501	
	I+II	28/Saturday	2	28/Saturday	15	365	2820	11/Wednesday	4184	28/Saturday	4184	2940	363	2301	1003	
April	I	6/Monday	2	12/Sunday	14	243	1578	1/Wednesday	2712	11/Saturday	2712	1850	218	1304	764	
	II	16/Thursday	3	12/Sunday	17	223	1553	1/Wednesday	2606	11/Saturday	2606	1777	276	1294	760	
	I+II	16/Thursday	3	12/Sunday	3	429	3131	1/Wednesday	5318	11/Saturday	5318	3627	495	2598	1524	
May	I	13/Wednesday	2	1/Sunday	11	327	1691	6/Wednesday	2781	9/Saturday	2781	1949	255	1324	880	
	II	13/Wednesday	2	2/Saturday	17	280	1735	6/Wednesday	2728	1/Friday	2728	1849	344	1310	882	
	I+II	13/Wednesday	2	1/Friday	13	519	3426	6/Wednesday	5504	1/Friday	5504	3798	599	2634	1763	
June	I	3/Wednesday	2	13/Saturday	14	244	1785	2/Tuesday	2745	13/Saturday	2745	1917	277	1522	672	2194
	II	9/Tuesday	3	20/Saturday	17	217	1730	2/Tuesday	2808	20/Saturday	2808	1713	359	1456	616	2072
	I+II	10/Wednesday	3	28/Sunday	18	396	3515	2/Tuesday	5388	20/Saturday	5388	3630	636	2978	1288	4266
July	I	30/Thursday	3	26/Sunday	16	316	2036	8/Wednesday	3356	26/Sunday	3356	2214	343	1801	755	2557
	II	1/Wednesday	3	26/Sunday	19	389	1973	7/Tuesday	3521	26/Sunday	3521	2062	501	1789	774	2563
	I+II	30/Thursday	3	26/Sunday	16	630	4175	2/Thursday	6877	26/Sunday	6877	4276	844	3590	1529	5120
August	I	5/Wednesday	3	2/Sunday	14	336	2012	31/Monday	3796	2/Sunday	3796	2326	374	1700	1000	2700
	II	31/Monday	3	2/Sunday	18	348	1951	31/Monday	3784	2/Sunday	3784	2207	500	1700	1007	2707
	I+II	26/Wednesday	3	2/Sunday	18	604	3963	31/Monday	7580	2/Sunday	7580	4533	874	3400	2007	5407
September	I	2/Wednesday	3	27/Sunday	13	252	1915	15/Tuesday	2564	12/Saturday	2564	1918	224	1505	636	2142
	II	10/Thursday	3	6/Sunday	16	236	1923	16/Wednesday	2513	19/Saturday	2513	1848	289	1493	644	2138
	I+II	2/Wednesday	3	27/Sunday	3	457	3841	16/Wednesday	5021	19/Saturday	5021	3766	513	2999	1281	4279
October	I	20/Tuesday	2	3/Saturday	14	237	1432	18/Sunday	2512	10/Saturday	2512	1791	207	1399	599	
	II	21/Wednesday	3	4/Sunday	18	242	1552	18/Sunday	2376	10/Saturday	2376	1730	256	1391	596	
	I+II	6/Tuesday	3	4/Sunday	15	419	2984	18/Sunday	4888	10/Saturday	4888	3522	463	2790	1195	
November	I	5/Thursday	2	14/Sunday	13	199	895	15/Sunday	2207	14/Saturday	2207	1486	161	1170	476	
	II	19/Thursday	3	18/Wednesday	16	195	819	15/Sunday	2099	14/Saturday	2099	1451	192	1163	481	
	I+II	4/Wednesday	3	14/Sunday	14	370	1714	15/Sunday	4306	14/Saturday	4306	2937	353	2333	957	
December	I	8/Tuesday	2	28/Monday	14	188	782	20/Sunday	2012	26/Saturday	2012	1377	135	1153	359	
	II	14/Monday	1	3/Thursday	15	184	779	29/Tuesday	1872	26/Saturday	1872	1276	169	1088	357	
	I+II	23/Wednesday	2	26/Saturday	14	336	1606	20/Sunday	3884	26/Saturday	3884	2653	304	2241	716	
Year	I	2.1./Friday	4	2.8./Sunday	14	336	782	20.12./Sunday	3796	2.8./Sunday	3796	1724	221	1895	2057	2402
	II	2.1./Friday	3	26.7./Sunday	19	389	779	29.12./Tuesday	3784	2.8./Sunday	3784	1635	288	1867	2046	2374
	I+II	6.1./Tuesday	2	26.7./Sunday	16	630	1606	20.12./Sunday	7580	2.8./Sunday	7580	3359	508	3762	4102	4776

## GODIŠNJA NERAVNOMJERNOST SAOBRAĆAJNOG TOKA TRAFFIC FLOW ANNUAL VARIATION

Automatski brojač broj - Automatic counter number

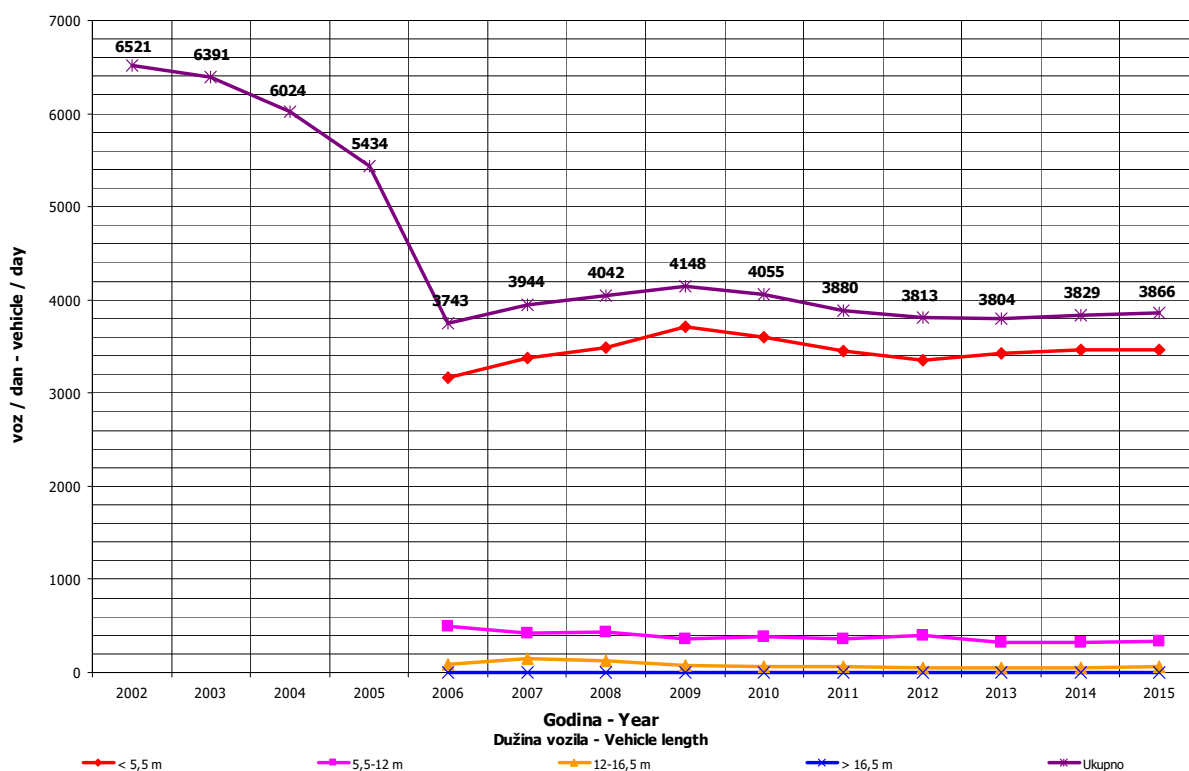
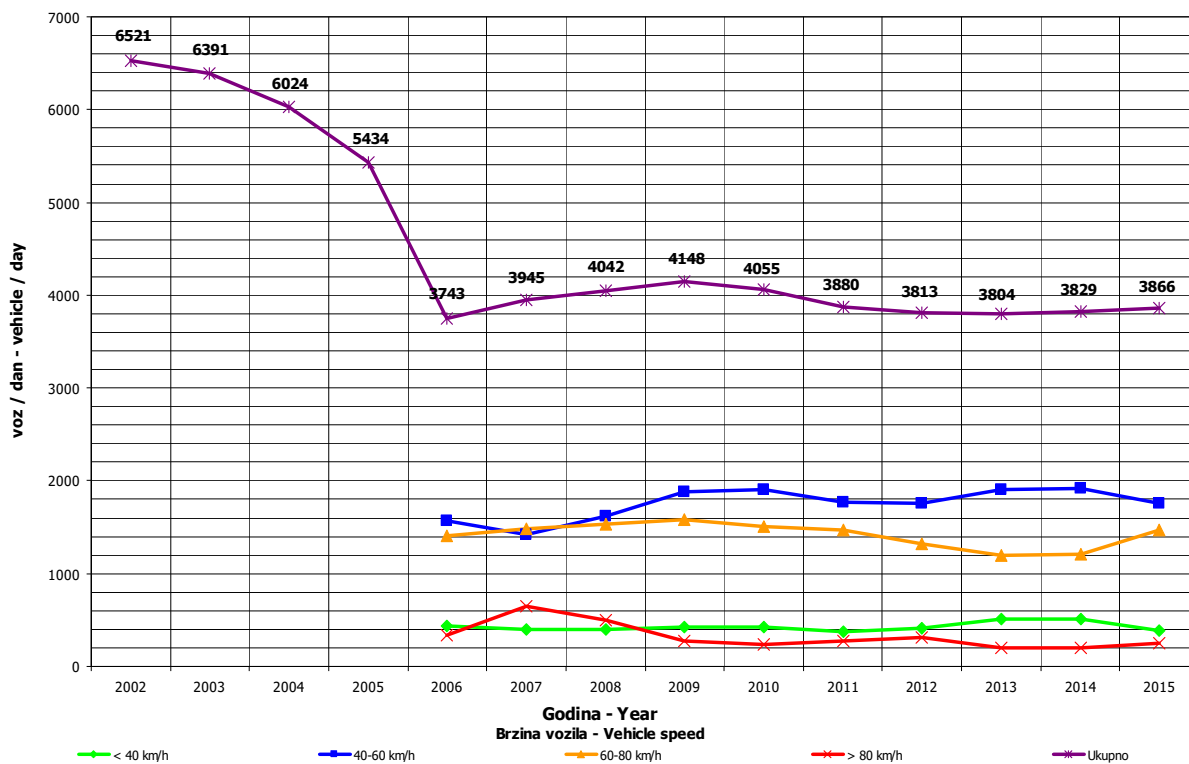
000053

Lokalitet - Location / Stacionaža - Mileage [km+m]

Dvorovi / 3+430,00

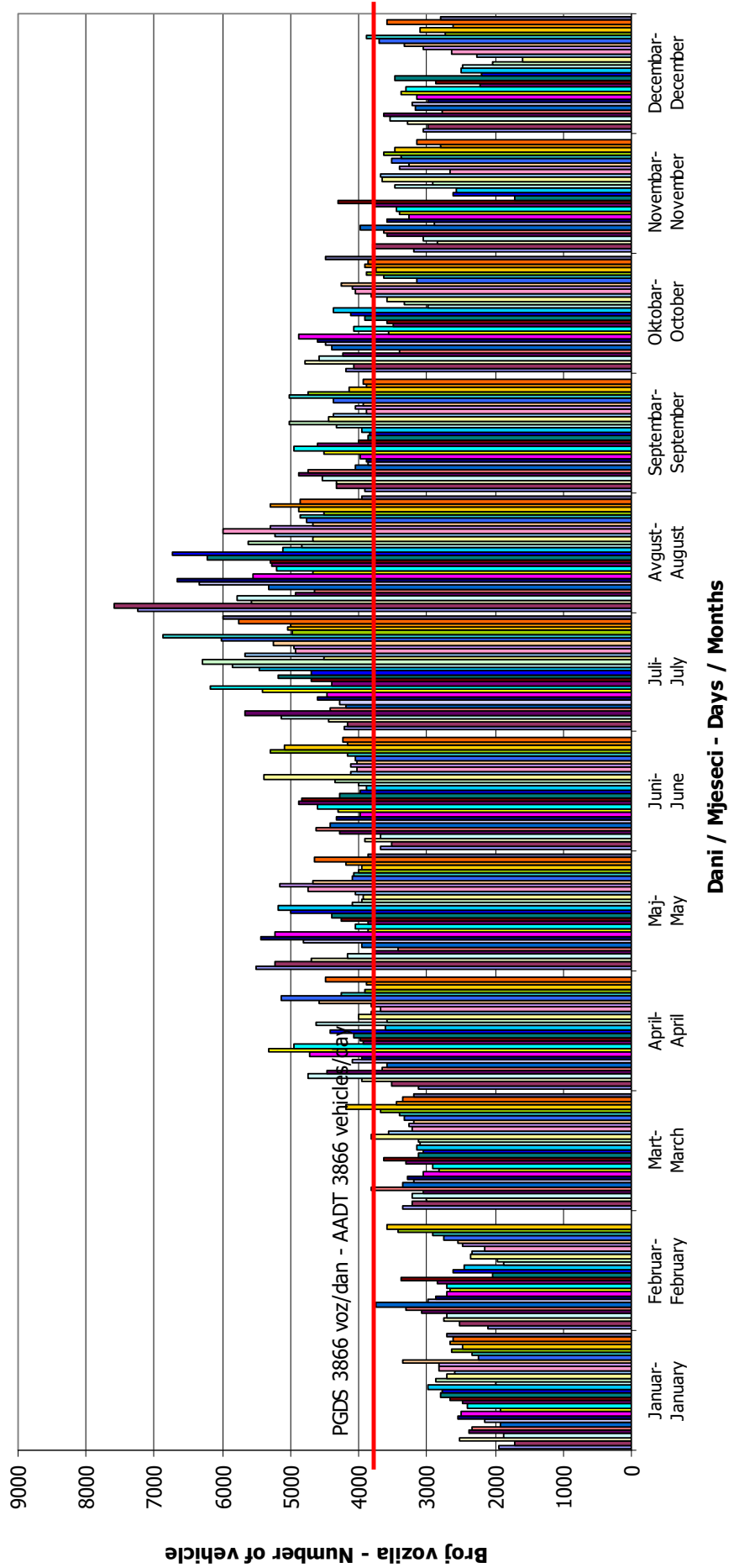
Broj puta - Road number / Dionica - Section

M 18.2 / Gojsovac - granica / border RS  
 (Pavlovića Most)



**DNEVNA NERAVNOMJERNOST SAOBRAĆAJNOG TOKA**  
**TRAFFIC FLOW DAILY VARIATION**

Automatski brojač broj - Automatic counter number 000053  
 Lokalizet - Location / Stacionaža - Mileage [km+tm] Dvorovi / 3+430,00  
 Broj puta - Road number/ Dionica - Section M 18.2 / Gojsovac - granica / border RS (Pavlovića Most)



## VREMENSKA RASPODJELA SAOBRAĆAJNOG TOKA TRAFFIC FLOW TIME DISTRIBUTION

Automatski brojač broj - Automatic counter number

000053

Lokalitet - Location / Stacionaža - Mileage [km+m]

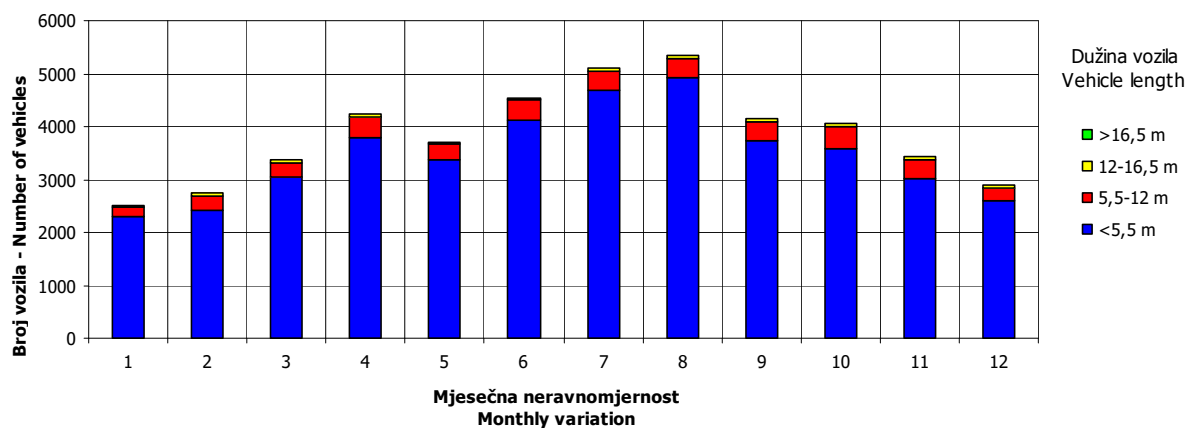
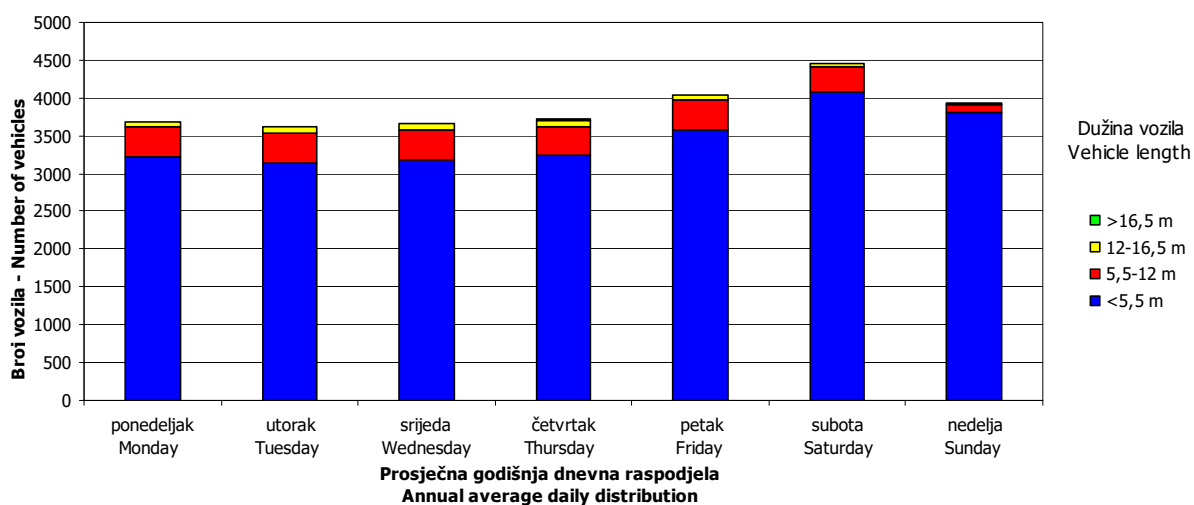
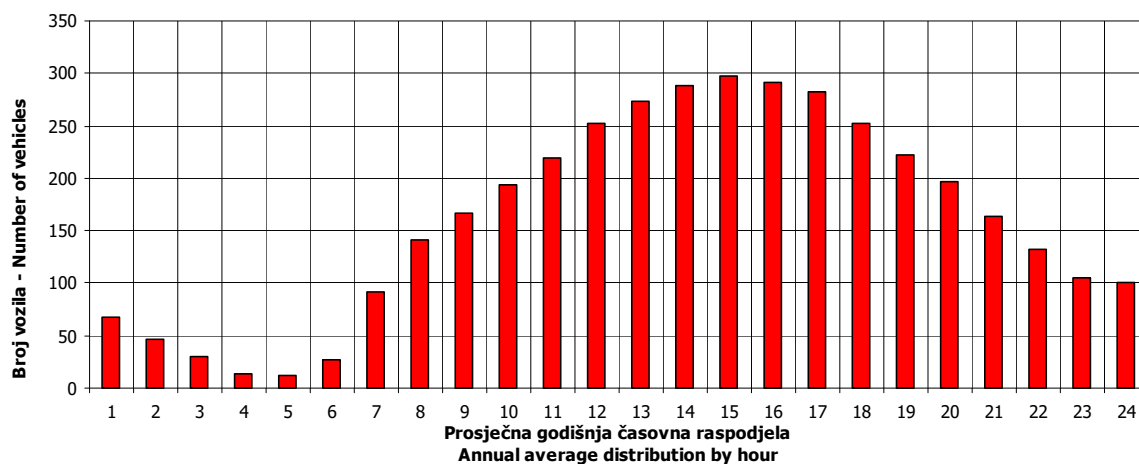
Dvorovi / 3+430,00

Broj puta - Road number / Dionica - Section

M 18.2 / Gojsovac - granica / border RS  
 (Pavlovića Most)

**PGDS 3866 voz/dan**

**AADT 3866 veh/day**





## SATNA DISTRIBUCIJA SAOBRAĆAJNOG TOKA TRAFFIC FLOW HOURLY DISTRIBUTION

Automatski brojač broj - Automatic counter number

000053

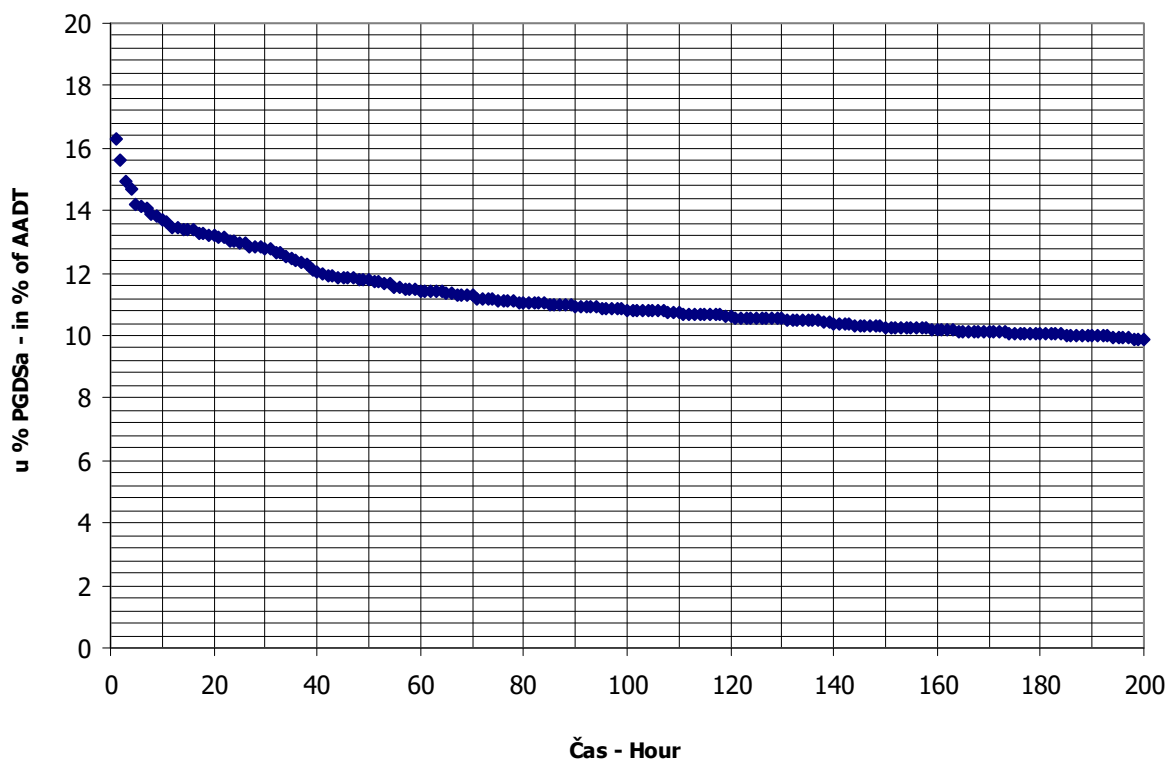
Lokalitet - Location / Stacionaža - Mileage [km+m]

Dvorovi / 3+430,00

Broj puta - Road number / Dionica - Section

M 18.2 / Gojsovac - granica / border RS  
 (Pavlovića Most)

PGDS - AADT	3866 voz/dan - veh/day							
Čas - Hour	Maksimalni vršni sat - Maximum peak hour	10	20	30	40	50	100	200
Sat u danu - Hour of day	16	14	15	13	13	14	16	19
Sat u godini - Hour in year	4960	5270	4623	5125	4957	4838	2944	5275
Dan - Day of week	nedelja - Sunday	subota - Saturday	nedelja - Sunday	nedelja - Sunday	nedelja - Sunday	utorak - Tuesday	nedelja - Sunday	subota - Saturday
Datum - Date	26	8	12	2	26	21	3	8
Mjesec - Month	juli - July	avgust - August	juli - July	avgust - August	juli - July	juli - July	maj - May	avgust - August
Vrijednost - Value	630	527	508	494	462	454	418	383
% - percent	16.30	13.63	13.14	12.78	11.95	11.74	10.81	9.91



**AUTOMATSKI BROJAČ UNIŠTEN**  
**AUTOMATIC COUNTER DESTROYED**



**BROJANJE VOZILA NA MREŽI PUTEVA U REPUBLICI SRPSKOJ – 2015. GODINA**  
**VEHICLE COUNTING ON THE ROAD NETWORK OF THE REPUBLIC OF SRPSKA – YEAR 2015**

**MJESEČNI BROJ VOZILA**  
**MONTHLY NUMBER OF VEHICLES**

Automatski brojač broj - Automatic counter number 000055  
 Lokalizet - Location / Stacionaža - Mileage [km+m] Tuli / 6+766,00  
 Broj puta - Road number / Dionica - Section R 429 / Aleksina Međa - granica / border RS  
 (Sitnica)

	Mjesec - Month											
	Januar- January	Februar- February	Mart- March	April- April	Maj- May	Jun- June	Jul- July	August- August	Septembar- September	Oktobar- October	Novembar- November	Decembar- December
1	755	717	957	638	1178	798	1467	4080	1410	865	1017	503
2	763	466	491	779	1079	681	1215	3441	909	1039	761	615
3	892	447	508	741	1327	743	1404	2635	722	969	572	777
4	929	500	540	972	977	944	1986	2318	1134	1170	646	815
5	907	647	460	1091	1262	1051	2289	2329	1046	843	624	982
6	806	809	727	714	1412	1519	1342	2059	984	723	528	833
7	697	1037	764	718	896	1351	1266	2325	758	855	837	641
8	662	962	855	853	959	1002	1481	3305	699	808	798	561
9	791	620	600	611	1217	1012	1432	3652	703	1028	609	592
10	748	536	526	852	1189	1145	1834	2990	733	1361	536	653
11	862	516	502	1014	850	1134	2563	2679	835	1033	649	708
12	558	583	567	1041	878	1232	2651	2302	1019	759	711	938
13	672	607	636	670	847	1885	1762	2364	1077	747	788	889
14	517	805	880	659	788	2018	1761	2478	718	778	1106	550
15	527	779	968	789	1016	1137	1922	3613	698	761	962	499
16	612	724	876	1206	1107	1260	1769	3723	629	825	696	553
17	948	556	888	976	1444	1181	1865	2310	716	1170	628	691
18	743	279	663	946	794	864	2752	2197	870	1066	688	740
19	782	275	618	907	796	1307	3144	2271	1306	749	773	699
20	898	426	707	1202	893	2143	2563	2348	1278	628	893	902
21	569	789	764	844	1191	1840	2318	2331	868	850	957	576
22	555	661	832	827	1064	1031	1918	3254	809	893	1015	523
23	527	629	645	872	1298	955	1984	3345	878	728	739	508
24	700	599	600	796	1522	1027	2336	1837	1010	992	665	620
25	639	485	526	1091	917	1092	3023	1859	1012	1008	750	598
26	485	540	585	1098	904	1187	3303	1785	1287	923	714	997
27	482	610	742	751	880	1607	2112	1902	1191	1129	727	724
28	509	862	1024	638	1021	1664	2009	2044	826	766	863	736
29	552		809	759	919	1157	1996	2412	790	781	946	687
30	588		745	997	1210	1307	2240	2474	801	852	618	791
31	853		507		1220		2503	1516		1192		915
Ukupno- Total	21528	17466	21512	26052	33055	37274	64210	80178	27716	28291	22816	21816
Prosjek- Average	694	624	694	868	1066	1242	2071	2586	924	913	761	704
Godišnji prosjek (PGDS) - Annual average (AADT)												1100

**BROJANJE VOZILA NA MREŽI PUTEVA U REPUBLICI SRPSKOJ – 2015. GODINA**  
**VEHICLE COUNTING ON THE ROAD NETWORK OF THE REPUBLIC OF SRPSKA – YEAR 2015**

**STRUKTURA SAOBRAĆAJNOG TOKA**  
**TRAFFIC FLOW COMPOSITION**

Automatski brojač broj - Automatic counter number 000055  
 Lokalitet - Location / Stacionaža - Mileage [km+m] Tuli / 6+766,00  
 Broj puta - Road number / Dionica - Section R 429 / Aleksina Međa - granica / border RS (Sitnica)

Mjesec - Month	Smjer - Direction	Dužina vozila - Vehicle length								Ukupno - Total
		< 5,5 m	(%)	5,5 - 12 m	(%)	12 - 16,5 m	(%)	< 16,5 m	(%)	
Januar - January	I	9404	87.5	1118	10.4	204	1.9	26	0.2	10752
	II	9622	89.3	929	8.6	221	2.1	3	0.0	10776
	ukupno - total	19034	88.4	2040	9.5	426	2.0	28	0.1	21528
Februar - February	I	7605	87.5	904	10.4	165	1.9	21	0.2	8695
	II	7832	89.3	756	8.6	180	2.1	3	0.0	8771
	ukupno - total	15443	88.4	1655	9.5	346	2.0	23	0.1	17466
Mart - March	I	9338	87.5	1110	10.4	203	1.9	26	0.2	10677
	II	9675	89.3	934	8.6	222	2.1	4	0.0	10835
	ukupno - total	19020	88.4	2038	9.5	426	2.0	28	0.1	21512
April - April	I	11335	87.5	1348	10.4	246	1.9	31	0.2	12960
	II	11690	89.3	1129	8.6	269	2.1	4	0.0	13092
	ukupno - total	23034	88.4	2468	9.5	515	2.0	34	0.1	26052
Maj - May	I	14369	87.5	1708	10.4	312	1.9	40	0.2	16429
	II	14845	89.3	1434	8.6	341	2.1	5	0.0	16626
	ukupno - total	29226	88.4	3132	9.5	654	2.0	44	0.1	33055
Juni - June	I	16904	87.5	2010	10.4	367	1.9	47	0.2	19327
	II	16025	89.3	1548	8.6	369	2.1	6	0.0	17947
	ukupno - total	32956	88.4	3531	9.5	738	2.0	49	0.1	37274
Juli - July	I	29474	87.5	3504	10.4	639	1.9	81	0.2	33699
	II	27244	89.3	2631	8.6	626	2.1	10	0.0	30511
	ukupno - total	56771	88.4	6083	9.5	1270	2.0	85	0.1	64210
Avgust - August	I	33791	87.5	4017	10.4	733	1.9	93	0.2	38634
	II	37095	89.3	3582	8.6	853	2.1	13	0.0	41544
	ukupno - total	70889	88.4	7596	9.5	1586	2.0	106	0.1	80178
Septembar - September	I	11667	87.5	1387	10.4	253	1.9	32	0.2	13340
	II	12837	89.3	1240	8.6	295	2.1	5	0.0	14376
	ukupno - total	24505	88.4	2626	9.5	548	2.0	37	0.1	27716
Oktobar - October	I	12145	87.5	1444	10.4	263	1.9	33	0.2	13886
	II	12862	89.3	1242	8.6	296	2.1	5	0.0	14405
	ukupno - total	25013	88.4	2680	9.5	560	2.0	37	0.1	28291
Novembar - November	I	9878	87.5	1174	10.4	214	1.9	27	0.2	11294
	II	10288	89.3	994	8.6	237	2.1	4	0.0	11522
	ukupno - total	20173	88.4	2162	9.5	451	2.0	30	0.1	22816
Decembar - December	I	9454	87.5	1124	10.4	205	1.9	26	0.2	10809
	II	9828	89.3	949	8.6	226	2.1	4	0.0	11007
	ukupno - total	19289	88.4	2067	9.5	432	2.0	29	0.1	21816
Ukupno (godišnje) - Total (annual)	I	175366	87.5	20849	10.4	3805	1.9	483	0.2	200502
	II	179843	89.3	17368	8.6	4136	2.1	65	0.0	201412
	ukupno - total	355352	88.4	38078	9.5	7952	2.0	532	0.1	401914
Prosjeak (PGDS) - Average (AADT)	I	480	85.9	57	11.1	10	2.7	1	0.3	549
	II	493	86.6	48	10.4	11	3.0	0	0.0	552
	ukupno - total	974	88.5	104	9.5	22	2.0	1	0.1	1100

**BRONJANJE VOZILA NA MREŽI PUTEVA U REPUBLICI SRPSKOJ – 2015. GODINA**  
**VEHICLE COUNTING ON THE ROAD NETWORK OF THE REPUBLIC OF SRPSKA – YEAR 2015**

**SAOBRAĆAJNI POKAZATELJI**

000055

Tuli / 6+766,00

R 429 / Aleksina Međa - granica / border RS (Sitnica) -

Automatski brojač broj

Lokalitet / Stacionaža [km+m]

Broj puta / Dionica

Mjesec	Smjer	minimalni čas		maksimalni čas		minimalni dan		maksimalni dan		dnevni prosjek (05-21 h)	noćni prosjek (21-05 h)	prosjek radnim danom	prosjek vikendom	ljetni prosjek
		datum/dan	čas	voz/h	voz/dan	datum/dan	voz/dan							
Januar	I	2/petak	5	0	17/subota	14	94	27/utorak	239	460	310	163	183	
	II	1/četvrtak	0	0	17/subota	15	75	14/srijeda	237	501	320	155	192	
	I+II	3/subota	2	0	17/subota	14	121	27/utorak	482	948	630	319	376	
Februar	I	1/nedjelja	2	0	16/ponedjeljak	15	92	18/srijeda	130	520	280	197	114	
	II	1/nedjelja	1	0	16/ponedjeljak	16	96	19/četvrtak	145	591	290	191	122	
	I+II	11/srijeda	2	0	16/ponedjeljak	16	117	19/četvrtak	275	1037	570	388	236	
Mart	I	1/nedjelja	0	0	30/ponedjeljak	15	77	5/četvrtak	234	506	309	219	126	
	II	1/nedjelja	1	0	30/ponedjeljak	16	84	5/četvrtak	226	518	324	222	128	
	I+II	1/nedjelja	1	0	30/ponedjeljak	16	105	5/četvrtak	460	1024	633	441	253	
April	I	1/srijeda	4	0	20/ponedjeljak	18	75	9/četvrtak	309	656	378	273	159	
	II	1/srijeda	2	0	2/četvrtak	17	78	9/četvrtak	302	708	398	272	164	
	I+II	10/petak	2	0	20/ponedjeljak	18	115	9/četvrtak	611	1206	776	546	323	
Maj	I	3/nedjelja	3	0	17/nedjelja	15	99	14/četvrtak	403	788	467	309	221	
	II	5/utorak	0	0	17/nedjelja	16	105	14/četvrtak	385	734	477	313	224	
	I+II	20/srijeda	2	0	17/nedjelja	15	159	14/četvrtak	788	1522	944	621	445	
Juni	I	11/četvrtak	2	0	20/subota	9	109	2/utorak	353	1236	561	403	241	644
	II	2/utorak	0	0	14/nedjelja	20	116	2/utorak	328	959	523	372	226	598
	I+II	7/nedjelja	3	1	14/nedjelja	11	172	2/utorak	681	2143	1084	775	468	1242
Juli	I	22/srijeda	2	1	26/nedjelja	9	156	2/četvrtak	657	1642	965	720	368	1087
	II	9/četvrtak	3	0	26/nedjelja	19	180	2/četvrtak	558	1701	849	135	333	984
	I+II	2/četvrtak	2	4	26/nedjelja	10	274	2/četvrtak	1215	3303	1814	1371	700	2071
August	I	27/četvrtak	3	0	1/subota	11	178	31/ponedjeljak	745	2340	1113	134	512	1246
	II	6/četvrtak	1	2	16/nedjelja	19	217	31/ponedjeljak	771	2001	1180	160	778	562
	I+II	31/ponedjeljak	1	4	1/subota	10	305	31/ponedjeljak	1516	4080	2293	293	1512	1074
Septembar	I	2/srijeda	2	0	24/četvrtak	16	67	16/srijeda	279	720	391	302	142	445
	II	3/četvrtak	3	0	12/subota	7	76	9/srijeda	345	724	431	315	164	479
	I+II	3/četvrtak	3	0	5/subota	14	123	16/srijeda	629	1410	822	618	306	924
Oktobar	I	8/četvrtak	3	0	27/utorak	15	93	20/utorak	316	641	399	50	293	155
	II	1/četvrtak	1	0	27/utorak	16	119	20/utorak	312	720	418	47	298	166
	I+II	21/srijeda	3	0	27/utorak	16	152	20/utorak	628	1361	816	591	321	
Novembar	I	2/ponedjeljak	3	0	1/nedjelja	16	52	6/petak	254	544	341	234	142	
	II	1/nedjelja	3	0	22/nedjelja	16	63	10/utorak	265	562	356	243	141	
	I+II	4/srijeda	2	0	1/nedjelja	16	104	6/petak	528	1106	697	477	283	
Decembar	I	1/utorak	2	0	18/petak	16	69	15/utorak	238	508	316	237	112	
	II	1/utorak	1	0	20/nedjelja	16	63	1/utorak	243	515	325	30	242	113
	I+II	1/utorak	4	0	18/petak	16	102	15/utorak	499	997	641	479	225	
Godina	I	2.1./petak	5	0	1.8./subota	11	178	18.2./srijeda	130	2340	488	61	495	861
	II	1.1./četvrtak	0	0	16.8./nedjelja	19	217	19.2./četvrtak	145	2001	493	59	491	686
	I+II	3.1./subota	2	0	1.8./subota	10	305	19.2./četvrtak	275	4080	981	120	987	1356

**BROJANJE VOZILA NA MREŽI PUTEVA U REPUBLICI SRPSKOJ – 2015. GODINA**  
**VEHICLE COUNTING ON THE ROAD NETWORK OF THE REPUBLIC OF SRPSKA – YEAR 2015**

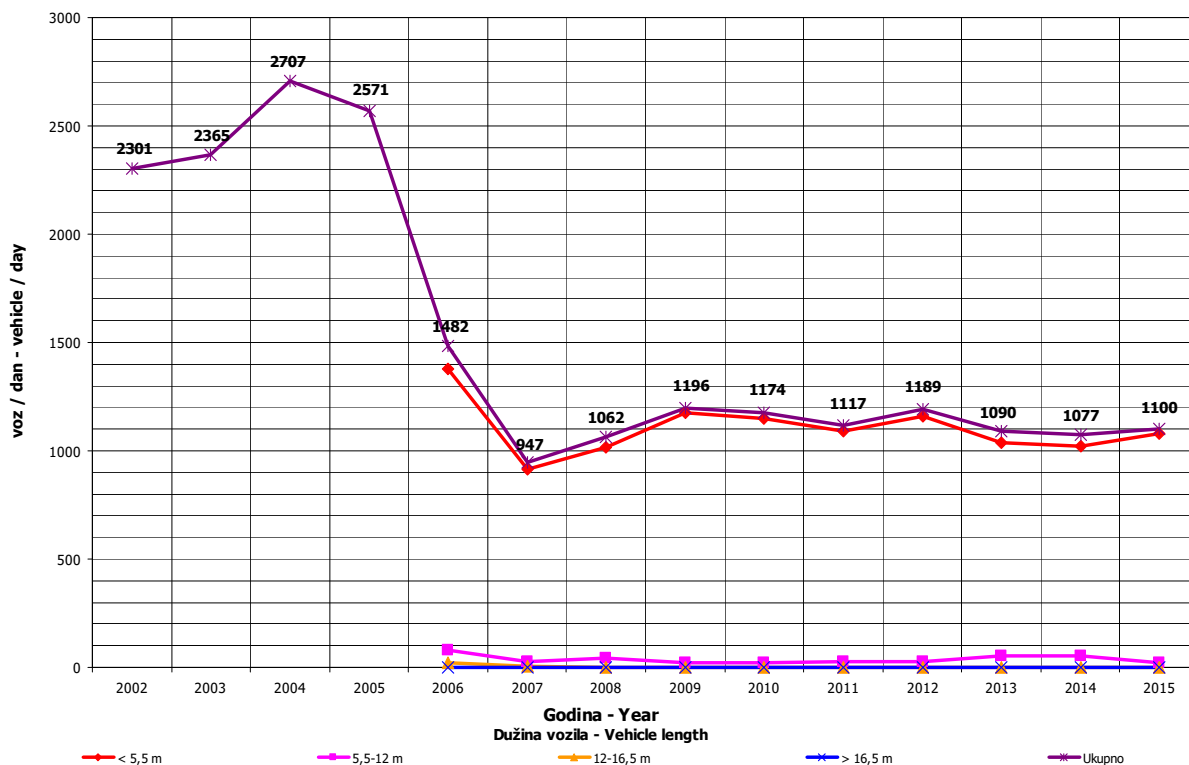
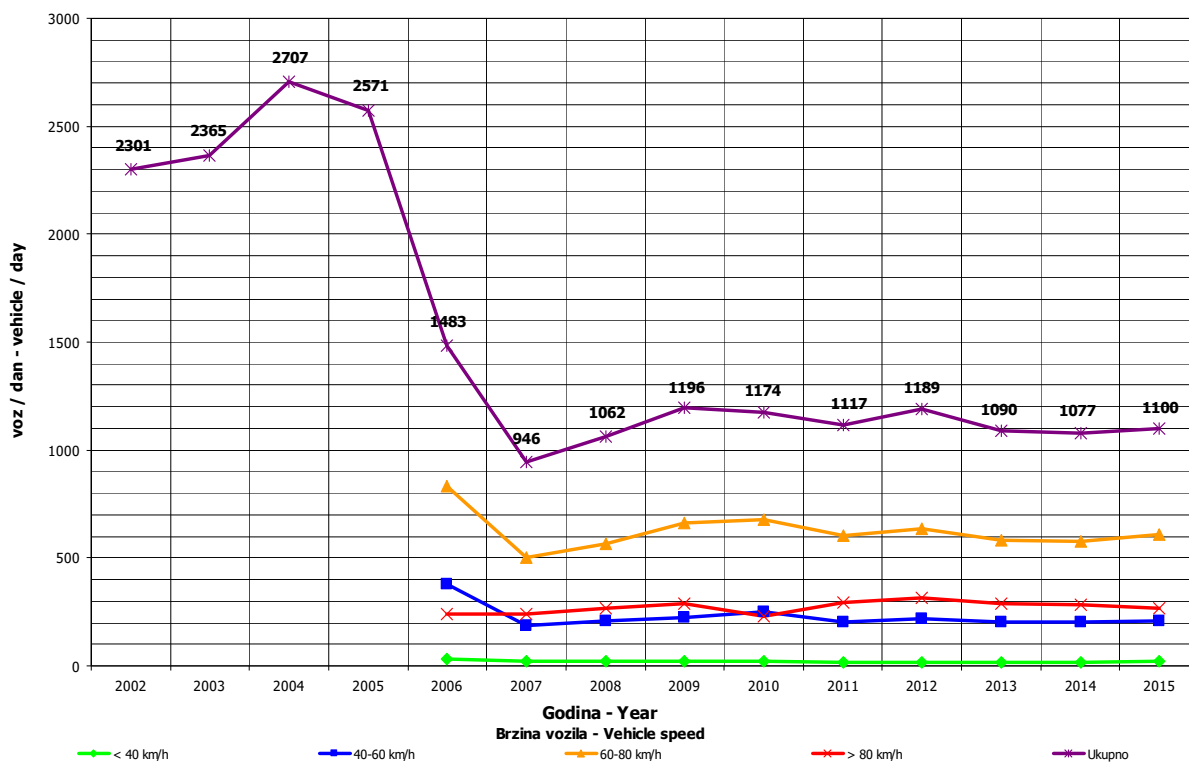
**TRAFFIC PARAMETERS**

Automatic counter number 000055  
 Location / Mileage [km+m] Tuli / 6+766,00  
 Road number / Section R 429 / Aleksina Meda - granica / border RS (Sitnica)

Month	Direction	minimum hour		maximum hour		veh/h	minimum day		maximum day		day time average (5-21 h)	night average (21-05 h)	working day average	weekend average	summer average
		date/day	hour	date/day	hour		date/day	veh/day	date/day	veh/day					
January	I	2/Friday	5	17/Saturday	14	94	27/Tuesday	239	20/Tuesday	460	310	36	163	183	
	II	1/Thursday	0	17/Saturday	15	75	14/Wednesday	237	17/Saturday	501	320	28	155	192	
	I+II	3/Saturday	2	17/Saturday	14	121	27/Tuesday	482	17/Saturday	948	630	64	319	376	
February	I	1/Sunday	2	16/Monday	15	92	18/Wednesday	130	7/Saturday	520	280	31	197	114	
	II	1/Sunday	1	16/Monday	16	96	19/Thursday	145	8/Sunday	591	290	23	191	122	
	I+II	11/Wednesday	2	16/Monday	16	117	19/Thursday	275	7/Saturday	1037	570	54	388	236	
March	I	1/Sunday	0	30/Monday	15	77	5/Thursday	234	28/Saturday	506	309	35	219	126	
	II	4/Sunday	1	30/Monday	16	84	5/Thursday	226	28/Saturday	518	324	26	222	128	
	I+II	1/Sunday	1	30/Monday	16	105	5/Thursday	460	28/Saturday	1024	633	61	441	253	
April	I	1/Wednesday	4	20/Monday	18	75	9/Thursday	309	20/Monday	656	378	54	273	159	
	II	1/Wednesday	2	20/Monday	17	78	9/Thursday	302	16/Thursday	708	398	39	272	164	
	I+II	10/Friday	3	20/Monday	18	115	9/Thursday	611	16/Thursday	1206	776	92	546	323	
May	I	3/Sunday	0	17/Sunday	15	99	14/Thursday	403	24/Sunday	788	467	63	309	221	
	II	5/Tuesday	0	17/Sunday	16	105	14/Thursday	385	24/Sunday	734	477	60	313	224	
	I+II	20/Wednesday	2	17/Sunday	15	159	14/Thursday	788	24/Sunday	1522	944	123	621	445	
June	I	1/Thursday	2	20/Saturday	9	109	2/Thursday	353	20/Saturday	1236	561	84	403	241	644
	II	2/Thursday	0	14/Sunday	20	116	2/Thursday	328	14/Sunday	959	523	75	372	226	598
	I+II	7/Sunday	3	14/Sunday	11	172	2/Thursday	681	20/Saturday	2143	1084	158	775	468	1242
July	I	22/Wednesday	2	26/Sunday	9	156	2/Thursday	657	25/Saturday	1642	965	122	720	368	1087
	II	9/Thursday	3	26/Sunday	19	180	2/Thursday	558	26/Sunday	1701	849	135	651	333	984
	I+II	2/Thursday	2	26/Sunday	10	274	2/Thursday	1215	26/Sunday	3303	1814	258	1371	700	2071
August	I	27/Thursday	3	16/Saturday	11	178	31/Monday	745	1/Saturday	2340	1113	134	734	512	1246
	II	6/Thursday	1	16/Saturday	19	217	31/Monday	771	16/Saturday	2001	1180	160	778	562	1340
	I+II	31/Monday	1	16/Saturday	10	305	31/Monday	1516	1/Saturday	4080	2293	293	1512	1074	2586
September	I	2/Wednesday	2	24/Thursday	16	67	16/Wednesday	279	1/Thursday	720	391	54	302	142	445
	II	3/Thursday	3	12/Saturday	7	76	9/Wednesday	345	26/Saturday	724	431	48	315	164	479
	I+II	3/Thursday	3	5/Saturday	14	123	16/Wednesday	629	1/Thursday	1410	822	102	618	306	924
October	I	8/Thursday	3	27/Thursday	15	93	20/Thursday	316	10/Saturday	641	399	50	293	155	
	II	1/Thursday	1	27/Thursday	16	119	20/Thursday	312	10/Saturday	720	418	47	298	166	
	I+II	21/Wednesday	3	27/Thursday	16	152	20/Thursday	628	10/Saturday	1361	816	96	591	321	
November	I	2/Monday	3	1/Sunday	16	52	6/Friday	254	14/Saturday	544	341	36	234	142	
	II	4/Sunday	2	1/Sunday	16	63	10/Thursday	265	14/Saturday	562	356	28	243	141	
	I+II	4/Thursday	2	1/Sunday	16	104	6/Friday	528	14/Saturday	1106	697	64	477	283	
December	I	1/Thursday	2	18/Friday	16	69	15/Thursday	238	31/Thursday	508	316	32	237	112	
	II	1/Thursday	1	20/Sunday	16	63	17/Thursday	243	26/Saturday	515	325	30	242	113	
	I+II	1/Thursday	4	18/Friday	16	102	15/Thursday	499	26/Saturday	997	641	62	479	225	
Year	I	2.1./Friday	5	1.8./Saturday	11	178	18.2./Wednesday	130	1.8./Saturday	2340	488	61	495	670	861
	II	1.1./Thursday	0	16.8./Sunday	19	217	19.2./Thursday	145	16.8./Sunday	2001	493	59	491	686	855
	I+II	3.1./Saturday	2	1.8./Saturday	10	305	19.2./Thursday	275	1.8./Saturday	4080	981	120	987	1356	1716

## GODIŠNJA NERAVNOMJERNOST SAOBRAĆAJNOG TOKA TRAFFIC FLOW ANNUAL VARIATION

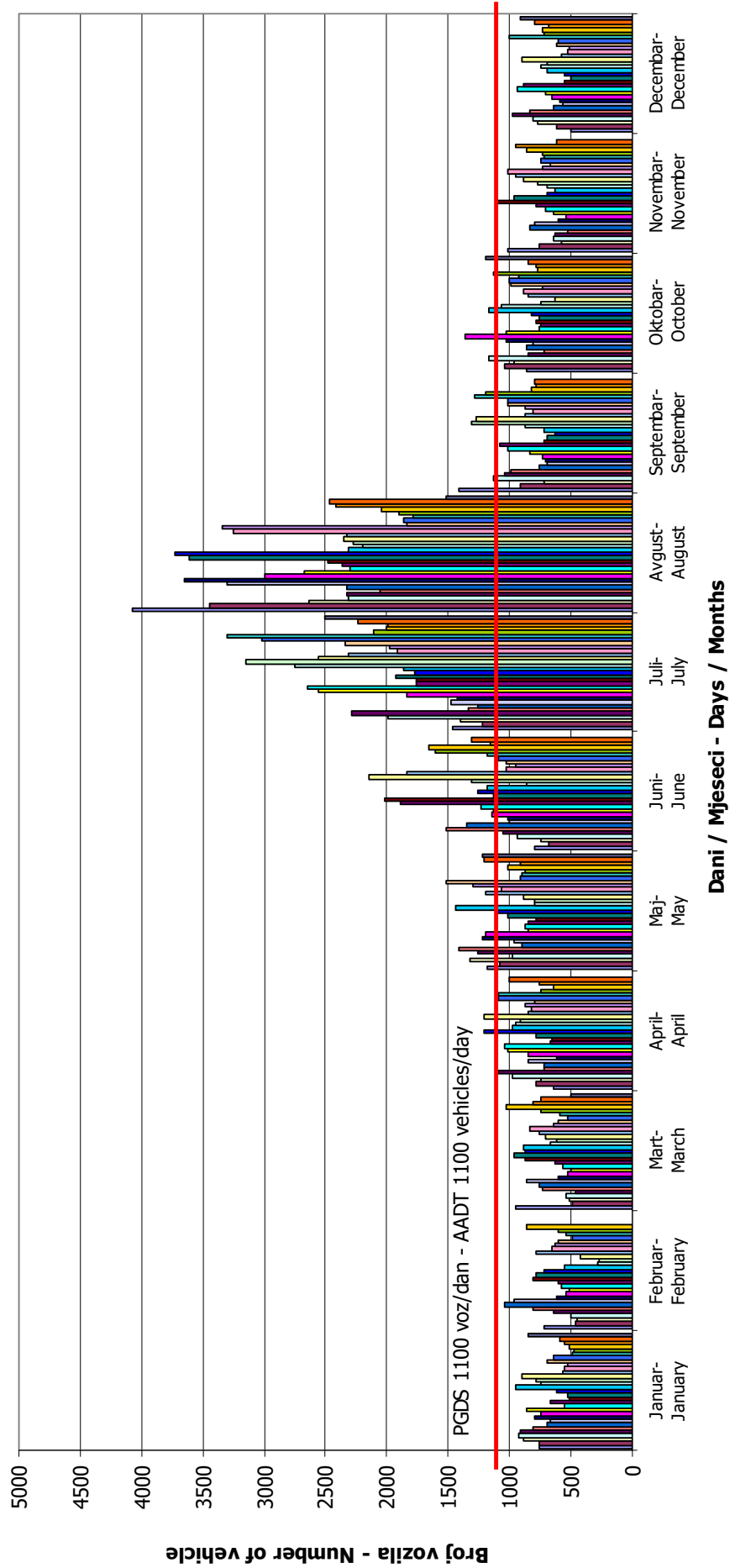
Automatski brojač broj - Automatic counter number 000055  
 Lokalizet - Location / Stacionaža - Mileage [km+m] Tuli / 6+766,00  
 Broj puta - Road number / Dionica - Section R 429 / Aleksina Međa - granica / border RS (Sitnica)





**DNEVNA NERAVNOMJERNOST SAOBRAĆAJNOG TOKA**  
**TRAFFIC FLOW DAILY VARIATION**

Automatski brojač broj - Automatic counter number 000055  
 Lokalizacija - Location / Stacionaža - Mileage [km+tm] Tuli / 6+766,00  
 Broj puta - Road number/ Dionica - Section R 429 / Aleksina Međa - granica / border RS (Sitnica)



## VREMENSKA RASPODJELA SAOBRAĆAJNOG TOKA TRAFFIC FLOW TIME DISTRIBUTION

Automatski brojač broj - Automatic counter number

000055

Lokalitet - Location / Stacionaža - Mileage [km+m]

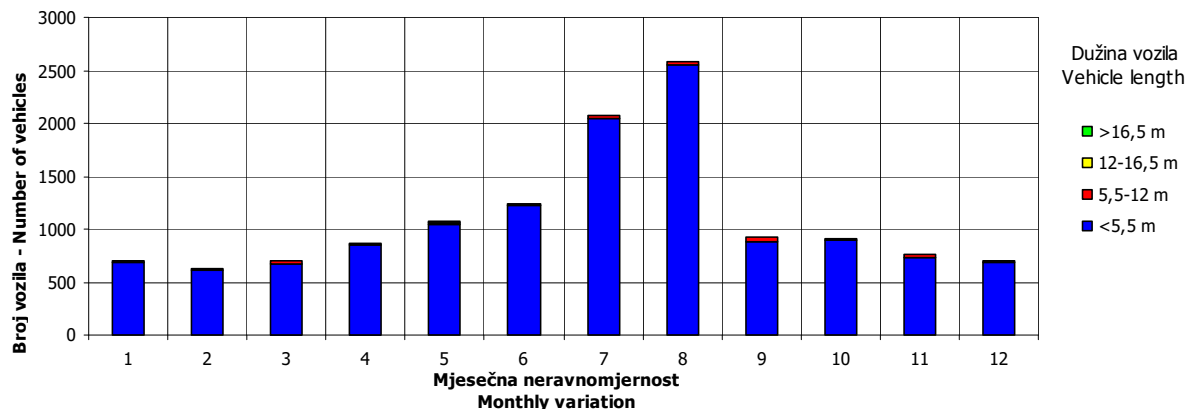
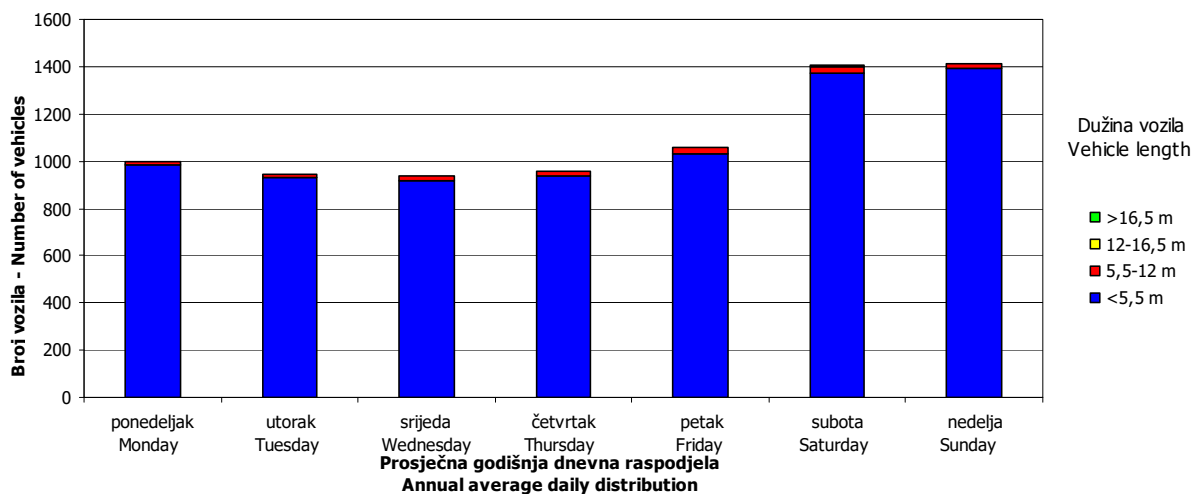
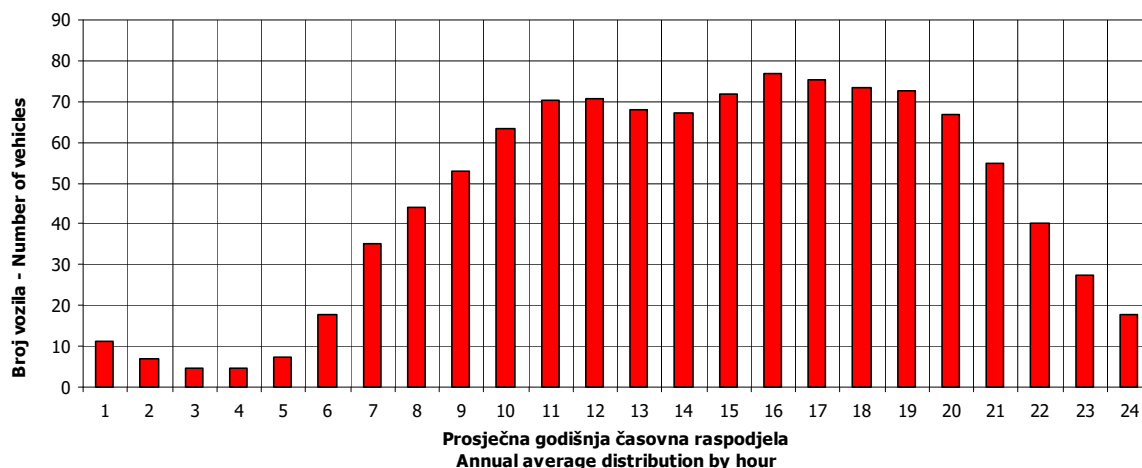
Tuli / 6+766,00

Broj puta - Road number / Dionica - Section

R 429 / Aleksina Međa - granica / border RS  
 (Sitnica)

**PGDS 1100 voz/dan**

**AADT 1100 veh/day**



**SATNA DISTRIBUCIJA SAOBRAĆAJNOG TOKA**  
**TRAFFIC FLOW HOURLY DISTRIBUTION**

Automatski brojač broj - Automatic counter number

000055

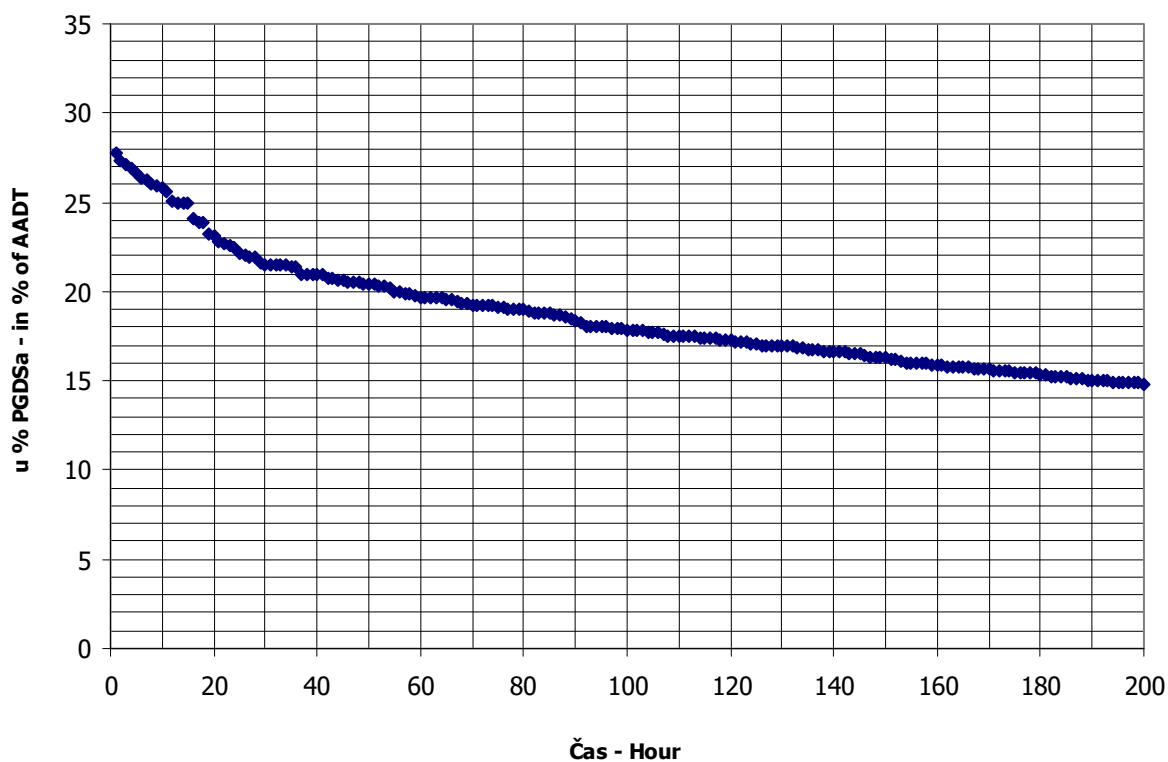
Lokalitet - Location / Stacionaža - Mileage [km+m]

Tuli / 6+766,00

Broj puta - Road number / Dionica - Section

R 429 / Aleksina Međa - granica / border RS  
(Sitnica)

<b>PGDS - AADT</b>	<b>1100 voz/dan - veh/day</b>							
Čas - Hour	Maksimalni vršni sat - Maximum peak hour	10	20	30	40	50	100	200
Sat u danu - Hour of day	10	9	11	8	19	13	10	18
Sat u godini - Hour in year	5098	5097	5099	5456	5107	5437	5146	5418
Dan - Day of week	subota-Saturday	subota-Saturday	subota-Saturday	nedelja-Sunday	subota-Saturday	subota-Saturday	ponedeljak-Monday	petak-Friday
Datum - Date	1	1	1	16	1	15	3	14
Mjesec - Month	avgust-August	avgust-August	avgust-August	avgust-August	avgust-August	avgust-August	avgust-August	avgust-August
Vrijednost - Value	305	282	251	237	230	225	196	163
% - percent	27.73	25.64	22.82	21.55	20.91	20.45	17.82	14.82



**PREGLEDNE KARTE**

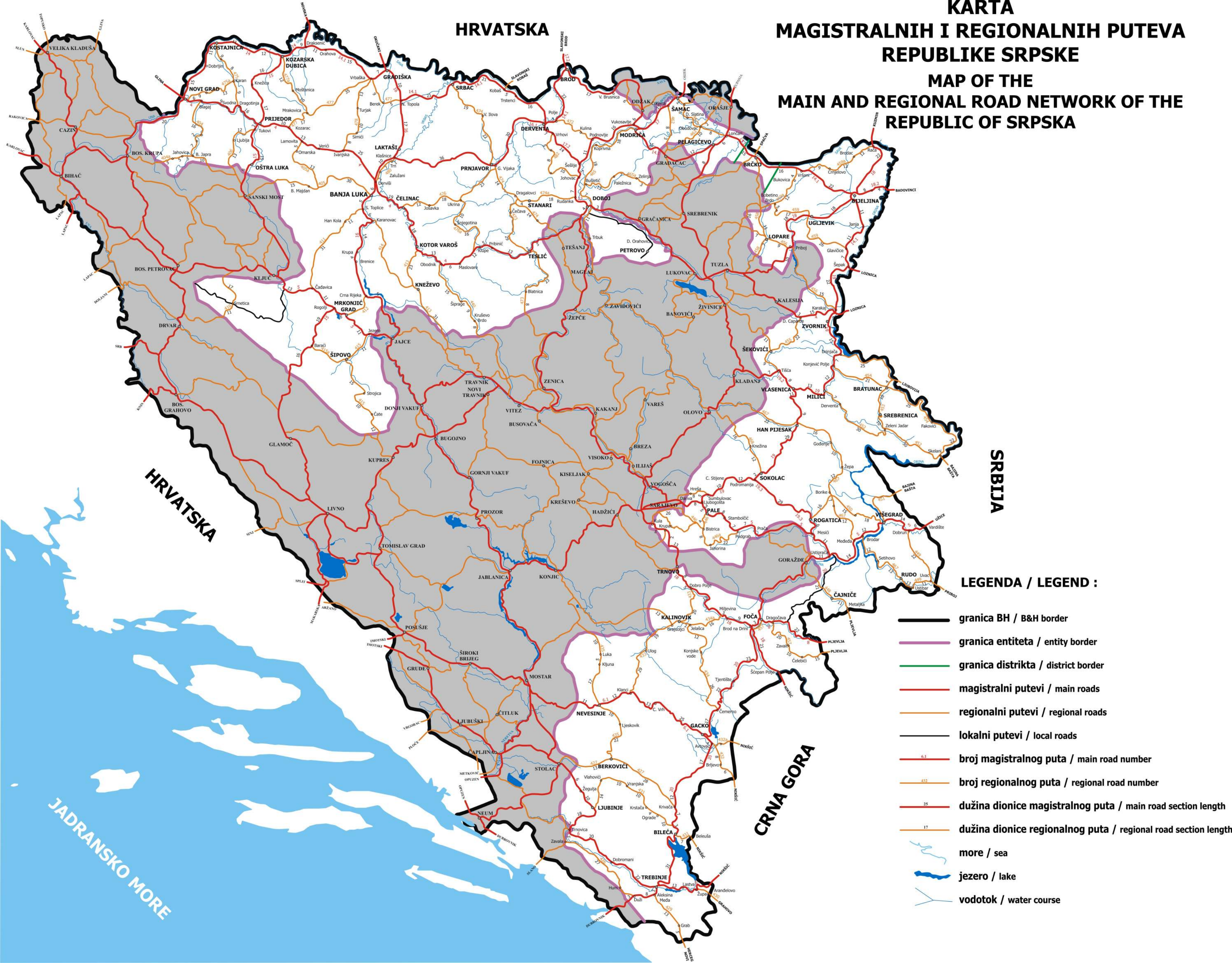
**MAPS**





MAGISTRALNIH I REGIONALNIH PUTEVA  
REPUBLIKE SRPSKE

MAP OF THE  
MAIN AND REGIONAL ROAD NETWORK OF THE  
REPUBLIC OF SRPSKA



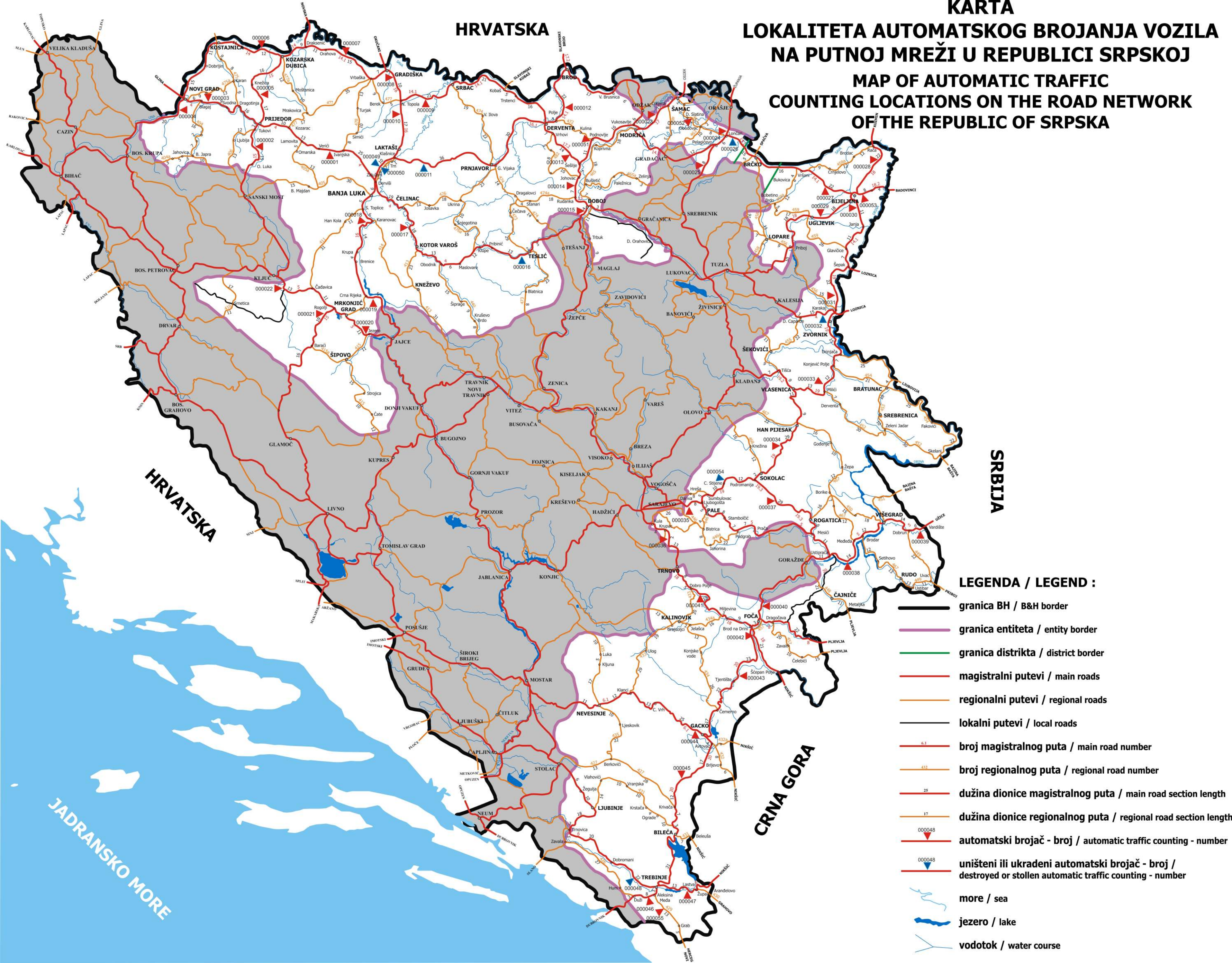
LEGENDA / LEGEND :

- granica BH / B&H border
- granica entiteta / entity border
- granica distrikta / district border
- magistralni putevi / main roads
- regionalni putevi / regional roads
- lokalni putevi / local roads
- broj magistralnog puta / main road number
- broj regionalnog puta / regional road number
- dužina dionice magistralnog puta / main road section length
- dužina dionice regionalnog puta / regional road section length
- more / sea
- jezero / lake
- vodotok / water course



LOKALITETA AUTOMATSKOG BROJANJA VOZILA  
NA PUTNOJ MREŽI U REPUBLICI SRPSKOJ

MAP OF AUTOMATIC TRAFFIC  
COUNTING LOCATIONS ON THE ROAD NETWORK  
OF THE REPUBLIC OF SRPSKA



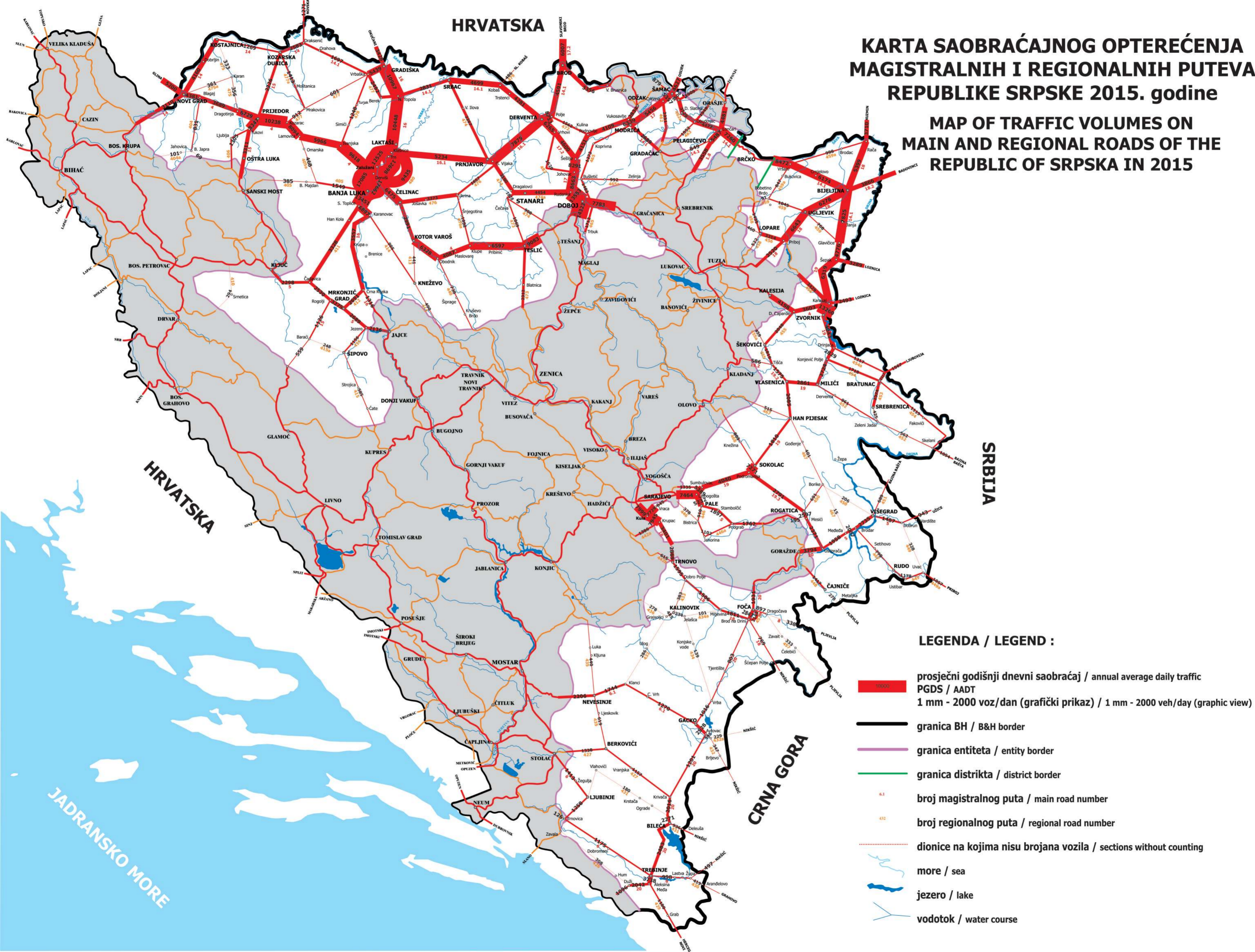
- LEGENDA / LEGEND :**
- granica BH / B&H border
  - granica entiteta / entity border
  - granica distrikta / district border
  - magistralni putevi / main roads
  - regionalni putevi / regional roads
  - lokalni putevi / local roads
  - broj magistralnog puta / main road number
  - broj regionalnog puta / regional road number
  - dužina dionice magistralnog puta / main road section length
  - dužina dionice regionalnog puta / regional road section length
  - automatski brojač - broj / automatic traffic counting - number
  - uništeni ili ukradeni automatski brojač - broj / destroyed or stolen automatic traffic counting - number
  - more / sea
  - jezero / lake
  - vodotok / water course



HRVATSKA

# KARTA SAOBRAĆAJNOG OPTEREĆENJA MAGISTRALNIH I REGIONALNIH PUTEVA REPUBLIKE SRPSKE 2015. godine

## MAP OF TRAFFIC VOLUMES ON MAIN AND REGIONAL ROADS OF THE REPUBLIC OF SRPSKA IN 2015



### LEGENDA / LEGEND :

- prosječni godišnji dnevni saobraćaj / annual average daily traffic  
PGDS / AADT  
1 mm - 2000 voz/dan (grafički prikaz) / 1 mm - 2000 veh/day (graphic view)
- granica BH / B&H border
- granica entiteta / entity border
- granica distrikta / district border
- broj magistralnog puta / main road number
- broj regionalnog puta / regional road number
- dionice na kojima nisu brojana vozila / sections without counting
- more / sea
- jezero / lake
- vodotok / water course

HRVATSKA

SRBILJA

CRNA GORA

JADRANSKO MORE