

Javno preduzeće
“PUTEVI REPUBLIKE SRPSKE”
Public Company
“REPUBLIC OF SRPSKA ROADS”

**BROJANJE VOZILA NA
MREŽI PUTEVA U
REPUBLICI SRPSKOJ**

2013

**VEHICLE COUNTING ON
THE ROAD NETWORK OF
THE REPUBLIC OF SRPSKA**

**Banja Luka
Juli 2017.**



**Javno preduzeće
"PUTEVI REPUBLIKE SRPSKE"**

**BROJANJE VOZILA NA MREŽI PUTEVA U
REPUBLICI SRPSKOJ**

2013. godina

**BANJA LUKA
juli 2017. godine**

Investitor: Javno preduzeće "PUTEVI REPUBLIKE SRPSKE" d.o.o.
BANJA LUKA

V.D. Direktor: NENAD NEŠIĆ

Grupa izvođača: INSTITUT ZA GRAĐEVINARSTVO "IG" d.o.o. BANJA LUKA
IPSA INSTITUT d.o.o. Sarajevo
JU INSTITUT ZA URBANIZAM, GRAĐEVINARSTVO I EKOLOGIJU
REPUBLIKE SRPSKE BANJA LUKA

Autori: SLOBODAN BERIĆ, dipl. inž. građ.
DRAGAN ZMIJANJAC, dipl. inž. građ.
MILAN TEŠANOVIĆ, dipl. inž. saob.
BOJAN SARIĆ, dipl. inž. saob.
PAVLE KALUĐERČIĆ, dipl. inž. el.



**Public Company
"REPUBLIC OF SRPSKA ROADS"**

**VEHICLE COUNTING ON THE ROAD
NETWORK OF THE REPUBLIC OF SRPSKA**

YEAR 2013

**BANJA LUKA
July, 2017**

Investor: Public company "REPUBLIC OF SRPSKA ROADS" d.o.o.
BANJA LUKA

Acting Director: NENAD NEŠIĆ

Contractor: INSTITUT ZA GRAĐEVINARSTVO "IG" d.o.o. BANJA LUKA
IPSA INSTITUT d.o.o. Sarajevo
JU INSTITUT ZA URBANIZAM, GRAĐEVINARSTVO I EKOLOGIJU
REPUBLIKE SRPSKE BANJA LUKA

Authors: SLOBODAN BERIĆ, Civil Eng.
DRAGAN ZMIJANJAC, Civil Eng.
MILAN TEŠANOVIĆ, Traffic Eng.
BOJAN SARIĆ, Traffic Eng.
PAVLE KALUĐERČIĆ, Electrical Eng.

SADRŽAJ

UVOD	1
PRIMJENJENA METODOLOGIJA	6
OBRADA PODATAKA I PREZENTACIJA REZULTATA	6
PGDS NA MREŽI PUTEVA	11
PODACI O AUTOMATSKOM BROJANJU VOZILA	19
PODACI SA AUTOMATSKIH BROJAČA VOZILA	25
PREGLEDNE KARTE	417

CONTENTS

INTRODUCTION	1
APPLIED METHODOLOGY	6
DATA PROCESSING AND PRESENTATION OF RESULTS	6
AADT ON THE ROAD NETWORK	11
DATA ON AUTOMATIC TRAFFIC COUNTING	19
DATA FROM AUTOMATIC TRAFFIC COUNTERS	25
MAPS	417

UVOD

Podaci o saobraćajnim tokovima na putnoj mreži, odnosno dionicama puteva, u koje prije svega spadaju prosječni godišnji dnevni saobraćaj (PGDS) i časovna neravnomjernost protoka, predstavljaju osnovne informacije za argumentovanje najznačajnijih odluka o budućem razvoju i eksploataciji putne mreže. Jedan od ciljeva registrovanja ovih podataka je i poboljšanje uzajmne povezanosti regiona Republike Srpske, kao i njihove cjelokupne povezanosti sa evropskom mrežom puteva.

Uočavajući veliki značaj koji imaju saobraćajni tokovi, nekadašnja Samoupravna interesna zajednica za magistralne puteve Bosne i Hercegovine (SIZ za puteve), je osamdesetih godina XX vijeka uspostavila sistem brojanja vozila na magistralnim i regionalnim putevima. Istovremeno je objavljivao i godišnji bilten o intenzitetu saobraćaja obuhvatajući sve dionice magistralne i regionalne putne mreže Bosne i Hercegovine. U to vrijeme, na putnoj mreži je postojalo 18 automatskih brojača, dok su ostale dionice bile pokrivene jednodnevnim ili višednevnim ručnim brojanjem vozila.

Početak rata, 1992. godine, registrovanje broja vozila na putnoj mreži kako Republike Srpske, tako i Bosne i Hercegovine je prekinuto, i sve do 2001. godine nije obavljano.

Donacijom od strane vlade Holandije, Javno preduzeće "Putevi Republike Srpske" je, 2000. godine, nabavila 52 stalna i 8 pokretnih automatskih brojača firme Dinaf iz Holandije. Karakteristike automatskih brojača su da snimaju broj vozila po smjerovima prema zadatom vremenskom intervalu (odabran satni interval), i imaju mogućnost, u zavisnosti od načina programiranja, da registruju:

- brzinu vozila,
- dužinu vozila i
- dužinu i brzinu vozila.

U toku ljeta 2001. godine, prema "Studiji lokaliteta brojanja saobraćaja u Republici Srpskoj", koju je izradio Arhitektonsko-građevinski fakultet iz Banja Luke, 1999. godine, stalni automatski brojači su postavljeni na odabrane dionice magistralnih puteva. Do kraja 2001. godine izvršeno je uhadavanje rada, kako brojača, tako i stručnog osoblja.

U tom periodu dobijeni su i dragocjeni podaci o broju vozila po dionicama, koji su korišćeni pri

INTRODUCTION

Data on traffic flows on the road network, i.e. road sections, which contain data on Annual Average Daily Traffic (AADT) and hourly variation of traffic flow, represent base information for justification of most significant decision in the future development and exploitation of traffic network. One of the aims of registering this data is improvement of interconnection of the Republic of Srpska regions and their overall connection with European road network.

Realizing the great importance of traffic flows, previous Self-governing Interest Group for Main Roads of Bosnia and Herzegovina (SIZ for Roads) has established a system for vehicle counting on the main and regional roads in the eighties of twentieth century. At the same time, annual bulletin was published containing the information of the traffic intensity for all road sections of main and regional roads of Bosnia and Herzegovina. At that time, 18 automatic traffic counters were installed on the road network, while on the remaining road sections traffic counting was conducted manually on daily basis or for the longer time period.

At the break out of the war, in 1992, registering of the number of vehicles on the road network in the Republic of Srpska, as well as in Bosnia and Herzegovina was disrupted until the year 2001, when it was re-established.

Through the donation of Dutch Government, Public Company "Republic of Srpska Roads" has, in the year 2000, received 52 fixed and 8 mobile automatic traffic counters Dinaf from Holland. Characteristics of the automatic counters are that they record number of vehicles by traffic directions in the predefined time interval (selected hourly interval) and they have possibility, depending on the type of programming, to register:

- vehicle speed,
- vehicle length and
- vehicle length and speed.

During the summer of 2001, according to the "Study of Locations for Traffic Counting in the Republic of Srpska", which was done by the Faculty of Architecture and Civil Engineering in Banja Luka, in 1999, fixed traffic counters were installed on the selected road sections on the

izradi "Studije opravdanosti rehabilitacije puteva u Republici Srpskoj" u toku pripreme projekta Svjetske banke, "Upravljanje putevima i bezbjednost saobraćaja", kao i podaci za projektovanje radova izgradnje, rekonstrukcije ili rehabilitacije na više dionica magistralnih i regionalnih puteva Republike Srpske.

Opredjeljenje Javnog preduzeća "Putevi Republike Srpske" je da, iz godine u godinu, povećava pokrivenost dionica magistralne i regionalne putne mreže sa automatskim brojačima vozila, i da iste, na sve moguće načine, modernizuje. U tom smislu je, krajem 2005. godine, pokrenut proces nabavke još 10 automatskih brojača vozila, od kojih je 9 ugrađeno na putnu mrežu tokom 2006. godine. Pored toga, tokom 2005. godine izvršena je nabavka i ugradnja solarnih tabli za punjenje baterija automatskih brojača vozila.

Na osnovu gore navedenih činjenica može se zaključiti da su ispunjeni formalni uslovi za stalno praćenje saobraćajnog opterećenja na mreži magistralnih i regionalnih puteva Republike Srpske. Ova publikacija, jubilarna dvanaesta po redu, najjača je potvrda iznesene činjenice.

Ova publikacija je rezultat dugotrajnog procesa snimanja i obrade podataka i pruža osnovne podatke o brojanju vozila za 2013. godinu na mreži magistralnih i regionalnih puteva Republike Srpske, koja je u nadležnosti Javnog preduzeća "Putevi Republike Srpske".

Bitno je istaći da ova publikacija, posmatrano sa aspekta cjelokupne uloge i značaja podataka o saobraćajnim tokovima, izvršava samo svoju osnovnu ulogu, i to na pasivan način, kao valjana statistika. Iz ovoga dalje slijedi aktivna uloga statističkih podataka o brojanju vozila kod upravljanja, razvoja i eksploatacije putne mreže. Usljed toga, treba očekivati da će podaci o saobraćajnim tokovima u narednom periodu, sa daljim unapređenjem sistema brojanja saobraćaja, dobiti i svoju upotrebnu vrijednost kod upravljačkih odluka.

Analizirajući i upoređujući podatke iz Publikacije 2012. godine sa podacima dobijenim u 2013. godini mogu se izvesti sljedeći uopšteni zaključci o saobraćajnom opterećenju:

- na dionicama gdje je saobraćaj sniman automatskim brojačima intenzitet saobraćaja je, nakon tri godine smanjenja, u porastu od 5,44 % u odnosu na 2012. godinu;

main roads. By the end of 2001, testing of counters and training of staff were completed.

During the same period, precious data on the number of vehicles by sections were obtained, and these data were used for development of the "Feasibility Study for Rehabilitation of Roads in the Republic of Srpska" during the preparation of the World Bank project, Road Management and Safety, as well as data for design of construction, reconstruction and rehabilitation works on a number of sections of main and regional roads in the Republic of Srpska.

The determination of the Public Company "Republic of Srpska Roads" is to increase the percentage of the road network that is covered with automatic traffic counters from year to year, and to modernize them in all possible ways. In that sense, at the end of 2005 the process of procurement of 10 new automatic traffic counters started, from which 9 were installed on the roads during 2006. Moreover, the procurement and installation of the solar plates for automatic traffic counters battery charging was conducted.

On the basis of above mentioned facts it is clear that all formal prerequisites for constant monitoring of traffic intensity on the main and regional road network of the Republic of Srpska can be made are fulfilled. This twelfth consecutive publication is the strongest confirmation of the previously outlined fact.

This publication is a result of long-lasting process of recording and processing of data and provides basic data on traffic counting for year 2013 on the network of main and regional roads in the Republic of Srpska, under management of the Public Company "Republic of Srpska Roads".

It is important to point out that this publication, viewed from the aspect of overall role and significance of data on traffic flows, plays only its basic role, in passive way, as a reliable statistics. Out of this comes active role of statistic data on traffic counting for management, development and utilization of the road network. As a consequence, expectations are that data on traffic flows will in the coming period, with further improvement of the traffic counting system, get its utilization value in the decision-making process.

The following conclusions can be made by analyzing and comparing the figures from 2012 Publication with 2013 data:

BROJANJE VOZILA NA MREŽI PUTEVA U REPUBLICI SRPSKOJ – 2013. GODINA
VEHICLE COUNTING ON THE ROAD NETWORK OF THE REPUBLIC OF SRPSKA – YEAR 2013

- porast intenziteta saobraćaja na cijeloj mreži iznosi oko 3,97 % u odnosu na 2012. godinu.

- after three years of decrease, the increase of 5,44 % in traffic volume was recorded on road sections where traffic was counted by the automatic traffic counters in comparison with year 2012;

- traffic volume intensity has increased for approximately 3,97 % on the whole main and regional road network of the Republic of Srpska in comparison with year 2012.

BROJANJE VOZILA NA MREŽI PUTEVA U REPUBLICI SRPSKOJ – 2013. GODINA
VEHICLE COUNTING ON THE ROAD NETWORK OF THE REPUBLIC OF SRPSKA – YEAR 2013

Tabela 1. Dionice i lokaliteti stalnih automatskih brojača
 Table 1. Road sections and locations of fixed automatic counters

Broj automatskog brojača Automatic counter number	Put Road	Dionica Section	Lokalitet Location	Stacionaža [km] Mileage [km]
000001	M4	Lamovita-Ivanjska	Bistrica	3+217,00
000002	M15	Tukovi-granica / border RS (Koprivna)	Ništavci	9+914,00
000003	M4	Blagaj-Dragotinja	Svodna	5+417,00
000004	M14	granica / border RS (Otoka)-Novi Grad 1	Rudice	11+851,00
000005	M15	Kozarska Dubica 1-Prijedor	Donji Jelovac	20+296,00
000006	M14	Kostajnica-Kozarska Dubica 1	Komlenac	14+835,00
000007	M14.1	Draksenić-Vrbaška 1	Gašnica	16+627,00
000008	M16	Gradiška 1-Nova Topola	Brestovčina	2+953,00
000009	M14.1	Nova Topola-Srbac	Kočićevo	2+304,00
000010	M16	Nova Topola-Klašnice 1	Mahovljani	14+757,00
000011	M16.1	Klašnice 1-Prnjavor	Hrvačani	16+107,00
000012	M14.1	Polje-Brod	Lužani	1+923,00
000013	M17.2	Vrhovi-Šešljije	Ritešić	9+137,00
000014	M17	Johovac-Rudanka	Kladari	3+163,00
000015	M17	Doboj-granica / border RS (Karuše)	Karuše	3+636,00
000016	M4	Klupe-Teslić (Barići)	Teslić	16+000,00
000017	M4	Čelinac-Kotor Varoš	Podbrđe	11+596,00
000018	M16	Karanovac-Crna Rijeka	Karanovac	1+197,00
000019	M16	Crna Rijeka-granica / border RS (Ugar)	Baljvine	2+951,00
000020	M5	Mrkonjić Grad-Jezero	Jezero	10+796,00
000021	M15	Rogolji-Barači	Podrašnica	2+138,00
000022	M5	granica / border RS (Velečevo)-Čadavica	Velečevo	1+239,00
000023	M17	Crkvina-Modriča 1	Garevac	11+104,00
000024	M1.8	granica / border RS (Lepnica)-Lončari	Lepnica	0+691,00
000025	M1.8	Pelagićevo-granica / border RS (Blaževac)	Blaževac	5+516,00
000026	M14.1	Lončari-granica / border RS (Brčko 1)	Marković Polje	1+169,00
000027	M14.1	Vršani-Bijeljina 5	Čadavica	7+795,00
000028	M18	Rača-Gojsovac	Trnjaci	8+520,00
000029	M18	Bijeljina 8-Ugljevička Obrijež	Ugljevička Obrijež	16+000,00
000030	M14.1	Bijeljina 8-Glavičice	Kojčinovac	8+020,00
000031	M19	Šepak-Karakaj 3	Tršić	16+160,00
000032	M4	Donje Caparde-Karakaj 1	Gušteri	8+600,00
000033	M19	Konjević Polje-Milići	Dušanovo	5+478,00
000034	M19	Han Pijesak 2-Sokolac	Žljebovi	15+302,00
000035	M5	granica / border RS (Lapišnica)-Ljubogošta	Bulozi	4+275,00
000036	M18	Krupac-granica / border RS (Bogatići)	Kijevo	4+562,00
000037	M19.3	Podromanija-Rogatica	Stjenice	13+684,00
000038	M5	Ustiprača-Međeđa	Svibo	6+062,00
000039	M5	Dobrun-granica / border RS (Vardište)	Vardište	5+227,00
000040	M20	Foča 1-granica / border RS (Ustikolina)	Handići	3+884,00
000041	M18	Dobro Polje-Miljevina	Dobro Polje	3+077,00
000042	M18	Brod na Drini 3-granica / border RS (Šćepan Polje)	Kopilovi	1+036,00
000043	M20	Čemerno-Brod na Drini 2	Tjentište	22+964,00
000044	M6.1	Klanci-Gacko 2	Rudo Polje	34+434,00
000045	M20	Krivača-Avtovac 1	Korita	13+986,00
000046	M20	Duži-Aleksina Međa	Aleksina Međa	6+772,00
000047	M6	Trebinje 2-Župa	Lastva	11+004,00
000048	M6	granica / border RS (Trnovica 2)-Trebinje 1	Kočela	33+700,00
000049	M16	Klašnice 2-Šargovac	Trn	5+697,00
000050	M16L	Klašnice 2-Šargovac	Trn	5+650,00
000051	M17	Podnovlje-Šešljije	Podnovlje	0+916,00
000052	R462a	Grebnice-Obudovac 1	Batkuša	8+812,00
000053	M18.2	Gojsovac-granica / border RS (Pavlovića Most)	Dvorovi	3+430,00
000054	M19	Podromanija-Sumbulovac	Crvene Stijene	11+560,00
000055	R429	Aleksina Međa-granica / border RS (Sitnica)	Tuli	6+766,00

PRIMJENJENA METODOLOGIJA

Od ukupno 321 dionice na putnoj mreži Republike Srpske, i to: 180 na magistralnim i 141 na regionalnim putevima, koje su definisane na bazi referentnog sistema baze podataka magistralnih i regionalnih puteva Republike Srpske, brojanje vozila stalnim automatskim brojačima, sa registracijom dužine i brzine, se vrši na 55 dionica, odnosno lokacija. Od 55 dionica, njih 53 se nalaze na magistralnim putevima, dok se svega 2 dionice nalaze na regionalnoj putnoj mreži. Dionice, lokaliteti i stacionaže su date u Tabeli 1., i prikazani na preglednoj karti lokaliteta automatskog brojanja vozila na mreži puteva u Republici Srpskoj.

Na ovim dionicama brojanje vozila po smjerovima se vrši neprekidno, svih 8760 časova tokom godine, s tim što se periodični obilasci brojača obavljaju jednom mjesečno radi održavanja, i sakupljanja podataka.

Na ostalim dionicama magistralnih i regionalnih puteva vozila su registrovana jednodnevnim ručnim brojanjem dok je veličina prosječnog godišnjeg dnevnog saobraćaja dobijena metodom ekstrapolacije dobijenih podataka.

OBRADA PODATAKA I PREZENTACIJA REZULTATA

Početna obrada podataka, sakupljenih stalnim automatskim brojačima, obavlja se korišćenjem računarskog programa Rodin for Windows, razvijenog od strane proizvođača automatskih brojača. Tokom početne obrade podataka, provodi se i provjera vjerodostojnosti, ispravljanje i priprema za detaljnu obradu formiranjem tabličnih prikaza registrovanih podataka.

Detaljna obrada podataka je provedena od strane grupe izvođača-konsultanata, čime su dobijeni podaci o osnovnim i ostalim karakteristikama saobraćajnih tokova.

Obradeni podaci o intenzitetu saobraćaja na lokalitetima brojanja u 2013. godini nalaze se na CD-u, koji je dopuna ove publikacije.

Sadržaj CD-a je:

1. Opšti podaci
 - putne dionice;
 - lokaliteti automatskih brojača;

APPLIED METHODOLOGY

Out of totally 321 road sections on the road network of the Republic of Srpska, 180 on the main roads and 141 on the regional roads, which were designated based on the database reference system of main and regional roads in the Republic of Srpska, traffic counting by fixed automatic traffic counters, with registration of length and speed, is conducted on 55 road sections-locations. Of those 55 road sections, 53 counters are located on the main roads while only 2 counters are located on regional roads. Road sections, location and mileage, are shown in Table 1., and presented in the map of locations of automatic traffic counters on the road network of the Republic of Srpska.

Traffic counting by directions is conducted continually on these road sections during all 8760 hours through the year, and periodic visits to the counters are performed on a monthly basis for the maintenance reasons and collection of data.

On the other main and regional road sections traffic counting was conducted manually on daily basis while the annual average daily traffic was calculated using the extrapolation method of manually counted data.

DATA PROCESSING AND PRESENTATION OF RESULTS

Initial data processing, collected from the fixed automatic traffic counters, is done by using computer program Rodin for Windows, developed by the manufacturer of automatic counters. During initial data processing, testing of reliability, correction and preparation for detailed processing is conducted by putting registered data in table forms.

Detailed data processing is conducted by the group of contractors-consultants, and the data on basic and other characteristics of traffic flows are obtained.

Processed data on the traffic intensity on the counting locations in the year 2013 are presented on the CD, which is a supplement to this publication.

A content of CD is:

- General data
- road sections;

- dionice sa ručnim brojanjem vozila;
2. Pregledne karte
- pregledna karta magistralnih i regionalnih puteva Republike Srpske;
 - pregledna karta lokaliteta automatskog brojanja vozila;
 - pregledna karta saobraćajnog opterećenja;
3. Obrada podataka automatskog brojanja vozila (sadrži četiri grupe podataka)
- Broj vozila
 - satni broj vozila po danima;
 - satni broj vozila po danima i mjesecima;
 - broj vozila u jednosatnim intervalima;
 - broj vozila praznicima i vikend danima u mjesečnim intervalima;
 - broj vozila radnim danima u mjesečnim intervalima;
 - broj vozila u toku dana (05-21 h) u mjesečnim intervalima;
 - broj vozila u toku noći (21-05 h) u mjesečnim intervalima;
 - broj vozila u toku ljeta (1.06-30.09) u mjesečnim intervalima;
 - rekapitulacija broja vozila;
 - Brzina vozila
 - satni broj vozila po brzinama,
 - klasifikacija vozila po brzinama u jednosatnim intervalima,
 - klasifikacija vozila po brzini u mjesečnim intervalima,
 - klasifikacija vozila po brzinama praznicima i vikend danima u mjesečnim intervalima,
 - klasifikacija vozila po brzinama radnim danima u mjesečnim intervalima,
 - klasifikacija vozila po brzinama u toku dana (05-21 h) u mjesečnim intervalima,
 - klasifikacija vozila po brzinama u toku noći (21-05 h) u mjesečnim intervalima,
 - klasifikacija vozila po brzinama u toku ljeta (1.06-30.09) u mjesečnim intervalima i
 - rekapitulacija klasifikacije vozila po brzinama.
 - Dužina vozila
 - satni broj vozila po dužinama;
 - klasifikacija vozila po dužinama u jednosatnim intervalima;
 - klasifikacija vozila po dužini u mjesečnim intervalima;
 - klasifikacija vozila po dužini praznicima i vikend danima u mjesečnim intervalima;
 - klasifikacija vozila po dužini radnim danima u mjesečnim intervalima;

- locations of the automatic traffic counters;
 - sections with manual traffic counting;
2. Maps
- map of main and regional roads of the Republic of Srpska;
 - map of automatic traffic counting locations;
 - map of traffic volumes;
3. Data processing of automatic data counting (contains four groups of data)
- Number of vehicles
 - hourly number of vehicles by days;
 - hourly number of vehicles by days and months;
 - number of vehicles in one hour intervals;
 - number of vehicles during holidays and weekends in monthly intervals;
 - number of vehicles on work days in monthly intervals;
 - number of vehicles during day time (05-21 h) in monthly intervals;
 - number of vehicles during night (21-05) in monthly intervals;
 - number of vehicles during summer (1.06-30.09) in monthly intervals;
 - recapitulation of number of vehicles;
 - Vehicle speed
 - hourly number of vehicles by speed;
 - vehicle classification by speed in one hour intervals;
 - vehicle classification by speed in monthly intervals;
 - vehicle classification by speed during holidays and weekends in monthly intervals;
 - vehicle classification by speed during work days in the monthly intervals;
 - vehicle classification by speed during day time (05-21 h) in monthly intervals;
 - vehicle classification by speed during night (21-05 h) in monthly intervals;
 - vehicle classification by speed during summer (1.06-30.9) in monthly intervals;
 - recapitulation of vehicle classification by speed;
 - Vehicle length
 - hourly number of vehicles by length;
 - vehicle classification by length by one hour intervals;
 - vehicle classification by length in monthly intervals;
 - vehicle classification by length during holidays and weekends in monthly intervals;

- klasifikacija vozila po dužini u toku dana (05-21 h) u mjesečnim intervalima;
- klasifikacija vozila po dužini u toku noći (21-05 h) u mjesečnim intervalima;
- klasifikacija vozila po dužini u toku ljeta (1.06-30.09) u mjesečnim intervalima;
- rekapitulacija klasifikacije vozila po dužini;
- Dužina i brzina vozila
 - satni broj vozila po dužinama i brzinama;
 - klasifikacija vozila po dužinama i brzinama u jednosatnim intervalima;
 - klasifikacija vozila po dužini i brzini u mjesečnim intervalima;
 - klasifikacija vozila po dužini i brzini praznicima i vikend danima u mjesečnim intervalima;
 - klasifikacija vozila po dužini i brzini radnim danima u mjesečnim intervalima;
 - klasifikacija vozila po dužini i brzini u toku dana (05-21 h) u mjesečnim intervalima;
 - klasifikacija vozila po dužini i brzini u toku noći (21-05 h) u mjesečnim intervalima;
 - klasifikacija vozila po dužini i brzini u toku ljeta (1.06-30.09) u mjesečnim intervalima;
 - rekapitulacija klasifikacije vozila po dužini i brzini;

Svi rezultati obrade podataka se ne objavljuju u godišnjoj publikaciji usljed obimnosti i pretpostavke da nisu od interesa za sve korisnike, ali se po zahtjevu mogu dostaviti u obliku tabela i dijagrama.

Prezentacija rezultata u ovoj publikaciji je organizovana po slijedećim cjelinama:

- PGDS na mreži puteva
 - PGDS na dionicama magistralne i regionalne putne mreže (tabela koja sadrži pregled PGDS-a u posljednjih pet godina, posmatrajući unazad od 2013. godine);
- Podaci o automatskom brojanju vozila
 - PGDS i struktura saobraćajnog toka (tabela);
 - mjesečni broj vozila (tabela);
 - struktura saobraćajnog toka po mjesecima (tabela);
 - saobraćajni pokazatelji (tabela);
 - *minimalno i maksimalno časovno saobraćajno opterećenje;

- vehicle classification by length during work days in the monthly intervals;
- vehicle classification by length during day time (05-21 h) in monthly intervals;
- vehicle classification by length during night (21-05 h) in monthly intervals;
- vehicle classification by length during summer (1.06-30.9) in monthly intervals;
- recapitulation of vehicle classification by length;
- Length and speed of vehicles
 - hourly number of vehicles by length and speed,
 - vehicle classification by length and speed in one hour intervals,
 - vehicle classification by length and speed in monthly intervals,
 - vehicle classification by length and speed during holidays and weekends in monthly intervals,
 - vehicle classification by length and speed during work days in monthly intervals,
 - vehicle classification by length and speed during day time (05-21 h) in monthly intervals,
 - vehicle classification by length and speed during night (21-05 h) in monthly intervals,
 - vehicle classification by length and speed during summer (1.06-30.9) in monthly intervals;
 - recapitulation of vehicle classification by length speeds.

All results of the data processing are not published in the annual publication due to the huge number of data and assumption that they are not of interest for all users, but this data can be provided upon the request in the form of tables and diagrams.

Presentation of the results in this publication is organised under the following sections:

- AADT on the road network
 - AADT on the sections of the main and regional roads network (table that comprises overview of AADT in last five years, starting backwards from year 2013);
- Data on the automatic traffic counting
 - AADT and composition of traffic flow (table);
 - monthly number of vehicles (table);
 - traffic flow composition on monthly basis (table);

- * minimalno i maksimalno dnevno saobraćajno opterećenje;
 - * prosječan dnevni saobraćaj (05-21 h);
 - * prosječan noćni saobraćaj (21-05 h);
 - * prosječan saobraćaj radnim danom;
 - * prosječan saobraćaj vikendom i praznicima;
 - * prosječan ljetnji saobraćaj (1.06-30.09);
 - godišnja neravnomjernost saobraćajnog toka po klasama dužine vozila (dijagram);
 - godišnja neravnomjernost saobraćajnog toka po klasama brzine vozila (dijagram);
 - dnevna neravnomjernost saobraćajnog toka (dijagram);
 - vremenska raspodjela saobraćajnog toka;
 - * prosječna godišnja časovna raspodjela (dijagram);
 - * prosječna godišnja dnevna raspodjela (dijagram);
 - * mjesečna raspodjela (dijagram);
 - satna distribucija saobraćajnog toka (tabela i dijagram);
 - Pregledne karte
 - pregledna karta magistralnih i regionalnih puteva Republike Srpske;
 - pregledna karta lokaliteta automatskog brojanja vozila;
 - pregledna karta saobraćajnog opterećenja za 2013. godinu.
- traffic parameters (table);
 - * minimum and maximum traffic load per hour;
 - * minimum and maximum traffic load per day;
 - * average day time traffic (05-21 h);
 - * average night time traffic (21-05 h);
 - * average working day traffic;
 - * average weekend and holiday traffic;
 - * average summer traffic (1.06-30.09);
 - annual traffic flow variation represented by the vehicle length classes (diagram);
 - annual traffic flow variation represented by the vehicle speed classes (diagram);
 - traffic flow daily variation (diagram);
 - traffic flow time distribution;
 - * annual average distribution by hour (diagram);
 - * annual average daily distribution (diagram);
 - * monthly variation (diagram);
 - traffic flow hourly distribution (table and diagram);
 - Maps
 - map of main and regional roads of the Republic of Srpska,
 - map of automatic traffic counting locations,
 - map of traffic volumes for year 2013.

PGDS NA MREŽI PUTEVA
AADT ON THE ROAD NETWORK

BRONANJE VOZILA NA MREŽI PUTEVA U REPUBLICI SRPSKOJ – 2013. GODINA
VEHICLE COUNTING ON THE ROAD NETWORK OF THE REPUBLIC OF SRPSKA – YEAR 2013

PGDS NA MREŽI MAGISTRALNIH I REGIONALNIH PUTEVA
AADT ON THE MAIN AND REGIONAL ROAD NETWORK

Broj dionice Section number	Put Road	Dionica Section	Dužina dionice Section length	Način brojanja Counting type	PGDS [voz/dan] AADT [vehicles/day]				
					2009.	2010.	2011.	2012.	2013.
326	M1.8	granica RS (Lepnica) - Lončari	3.559	AB	4757	4458	4401	4226	4295
327	M1.8	Lončari - Pelagićevo	6.858	RB	5886	5718	5570	5339	5351
328	M1.8	Pelagićevo - granica RS (Blaževac)	7.068	AB	3830	3710	3614	3462	3470
3	M4	granica RS (Novi Grad) - Novi Grad 1	0.534	RB	5134	5026	4928	4688	4970
4	M4	Novi Grad 1 - Novi Grad 2	0.753	RB	5429	5295	5192	4939	5231
5	M4	Novi Grad 2 - Novi Grad 3	0.951	RB	5975	5834	5720	5442	5584
6	M4	Novi Grad 3 - Blagaj	6.026	RB	4377	4283	4200	3996	4108
7	M4	Blagaj - Dragotinja	13.305	AB	3701	3606	3536	3372	3461
8	M4	Dragotinja - Prijedor	10.451	RB	6746	6591	6463	6149	6311
9	M4	Prijedor - Kozarac	10.429	RB	10098	10078	10109	9556	9789
10	M4	Kozarac - Lamovita	8.739	RB	7980	7965	7989	7552	7743
11	M4	Lamovita - Ivanjska	13.752	AB	5873	5861	5879	5574	5708
12	M4	Ivanjska - Šargovac	14.967	RB	9487	9469	9498	8978	9199
13	M4	Šargovac - Derviši	0.918	RB	5871	5819	5837	5518	5953
14	M4	Derviši - Banja Luka (pijaca)	3.061	RB	20490	20281	20343	19230	20540
15	M4	Banja Luka (pijaca) - Banja Luka (Rebrovac)	2.728	RB	12241	12107	12144	11480	12401
44	M4L	Banja Luka (pijaca) - Banja Luka (Rebrovac)	2.719	RB	12498	12360	12398	12293	13382
16	M4	Banja Luka (Rebrovac) - Čelinac	12.008	RB	6118	6111	6100	5988	6092
17	M4	Čelinac - Kotor Varoš	18.973	AB	2827	2824	2819	2768	2815
18	M4	Kotor Varoš - Obodnik	11.590	RB	5978	5972	5962	5852	5952
19	M4	Obodnik - Klupe	20.134	RB	3862	3858	3851	3780	3845
20	M4	Klupe - Teslić (Barići)	16.734	AB	6134	6127	6116	6105	6209
21	M4	Teslić (Barići) - granica RS (Vrela)	6.646	RB	8586	8577	8562	8404	8547
25	M4	Doboj - Doboj (Poljice)	1.266	RB	10358	10239	10270	10081	10261
26	M4	Doboj (Poljice) - granica RS (Stanić Rijeka)	2.945	RB	7546	7449	7471	7333	7464
40	M4	granica RS (Caparde) - Donje Caparde	3.140	RB	3956	3968	3886	3792	3945
41	M4	Donje Caparde - Karakaj 1	15.350	AB	3459	3469	3397	3326	3460
42	M4	Karakaj 1 - Karakaj 2	0.350	RB	17794	17848	17480	17057	17743
43	M4	Karakaj 2 - granica RS (Karakaj)	0.240	RB	2348	2355	2306	2250	2341
64	M5	granica RS (Velečevo) - Čađavica	13.812	AB	2174	2213	2253	2302	2269
65	M5	Čađavica - Rogolji	10.605	RB	2381	2341	2346	2279	2380
66	M5	Rogolji - Mrkonjić Grad	6.003	RB	3085	3029	3035	2948	3081
67	M5	Mrkonjić Grad - Jezero	11.627	AB	2563	2552	2539	2468	2531
68	M5	Jezero - granica RS (Jezero 1)	1.145	RB	2026	2017	2007	1949	2009
90	M5	granica RS (Lapišnica) - Ljubogošta	6.884	AB	7480	7303	7197	6644	7024
91	M5	Ljubogošta - Pale 1	4.460	RB	5297	5187	5112	4687	4921
92	M5	Pale 1 - Podgrab	15.660	RB	1918	1887	1860	1705	1784
93	M5	Podgrab - granica RS (Prača)	6.155	RB	1782	1753	1728	1584	1658
96	M5	granica RS (Čemernica) - Sastavci	7.300	RB	209	210	195	179	184
97	M5	Sastavci - Ustiprača	11.195	RB	2126	2145	2091	2100	2242
98	M5	Ustiprača - Međeđa	12.890	AB	1923	1941	1892	1735	1852
99	M5	Međeđa - Brodar	2.840	RB	2067	2086	2033	1849	1974
100	M5	Brodar - Višegrad 1	10.950	RB	2724	2749	2680	2437	2587
101	M5	Višegrad 1 - Višegrad 2	0.660	RB	3294	3324	3240	2947	3146
102	M5	Višegrad 2 - Višegrad 3	0.320	RB	6324	6381	6220	5657	6038
103	M5	Višegrad 3 - Višegrad 4	0.130	RB	3318	3352	3277	2980	3219
113	M5L	Višegrad 3 - Višegrad 4	0.260	RB	2961	2991	2924	2659	2861
104	M5	Višegrad 4 - Dobrun	12.610	RB	1447	1462	1429	1300	1400
105	M5	Dobrun - granica RS (Vardište)	6.226	AB	883	892	872	822	888
132	M6	granica RS (Podvrtnik) - Ljubinje	15.818	RB	1601	1572	1496	1511	1399
133	M6	Ljubinje - granica RS (Trnovica 1)	16.615	RB	1392	1366	1300	1313	1241
136	M6	granica RS (Trnovica 2) - Trebinje 1	40.798	AB	1278	1255	1194	1136	1041
137	M6	Trebinje 1 - Trebinje 2	2.122	RB	9799	9619	9154	9246	8526
138	M6	Trebinje 2 - Župa	15.908	AB	987	978	984	994	968
139	M6	Župa - granica RS (Dolovi)	8.999	RB	492	487	490	495	482
373	M6.1	granica RS (Bakračuša) - Nevesinje 1	10.668	RB	2211	2264	2146	1927	2097
374	M6.1	Nevesinje 1 - Nevesinje 2	0.434	RB	4586	4697	4451	3997	4341
381	M6.1L	Nevesinje 1 - Nevesinje 3	0.572	RB	4872	4990	4729	4246	4555

BRONANJE VOZILA NA MREŽI PUTEVA U REPUBLICI SRPSKOJ – 2013. GODINA
VEHICLE COUNTING ON THE ROAD NETWORK OF THE REPUBLIC OF SRPSKA – YEAR 2013

Broj dionice Section number	Put Road	Dionica Section	Dužina dionice Section length	Način brojanja Counting type	PGDS [voz/dan] AADT [vehicles/day]				
					2009.	2010.	2011.	2012.	2013.
380	M6.1L	Nevesinje 3 - Nevesinje 2	0.080	RB	4454	4562	4324	3883	4213
375	M6.1	Nevesinje 2 - Nevesinje 4	0.280	RB	8466	8671	8218	7379	7999
376	M6.1	Nevesinje 4 - Klanci	11.410	RB	1773	1816	1721	1545	1642
377	M6.1	Klanci - Gacko 2	38.210	AB	1246	1276	1209	1097	1196
142	M8	Foča 1 - Foča 2	0.195	RB	2814	2773	2833	2655	2803
143	M8	Foča 2 - Dragočava	5.335	RB	862	850	868	813	852
144	M8	Dragočava - granica RS (Vikoče)	14.061	RB	331	326	333	312	325
152	M14	granica RS (Otoka) - Novi Grad 1	17.693	AB	3193	2939	2882	2805	2973
153	M14	Novi Grad 2 - Kostajnica	25.681	RB	3962	3892	3914	3809	3904
154	M14	Kostajnica - Kozarska Dubica 1	23.254	AB	1221	1200	1207	1165	1191
155	M14	Kozarska Dubica 1 - Kozarska Dubica 2	2.718	RB	6798	6678	6716	6474	6628
156	M14	Kozarska Dubica 2 - Draksenić	6.532	RB	2708	2686	2788	2687	2613
157	M14	Draksenić - granica RS (Jasenovac)	7.193	RB	1355	1344	1395	1345	1286
382	M14.1	Draksenić - Vrbaška 1	26.756	AB	1567	1554	1613	1803	1718
383	M14.1	Vrbaška 1 - Vrbaška 2	0.518	RB	4556	4519	4691	4522	4319
384	M14.1	Vrbaška 2 - Čatrnja	0.880	RB	7231	7142	6996	6744	7924
385	M14.1	Čatrnja - Gradiška	5.734	RB	5604	5538	5425	5229	6147
386	M14.1	Nova Topola - Srbac	20.979	AB	2729	2720	2711	2635	2660
387	M14.1	Srbac - Kobaš 1	20.035	RB	4528	4513	4499	4369	4415
388	M14.1	Kobaš 1 - Derventa	21.895	RB	4126	4112	4099	3981	4021
389	M14.1	Derventa - Derventa (Žirovina)	1.999	RB	5063	4871	4736	4509	4546
390	M14.1	Derventa (Žirovina) - Polje	2.649	RB	8997	8917	8756	8336	8294
391	M14.1	Polje - Brod	21.991	AB	4708	4667	4583	4373	4351
392	M14.1	Brod - Brodsko Polje	1.372	RB	4936	4892	4804	4573	4552
421	M14.1L	Brod - Brodsko Polje	1.387	RB	3988	3953	3882	3696	3674
393	M14.1	Brodsko Polje - granica RS (Brusnica)	17.702	RB	3448	3417	3355	3194	3180
398	M14.1	granica RS (Jezero 2) - Vukosavlje (Jakeš)	3.500	RB	2925	2801	2702	2572	2661
399	M14.1	Modriča 1 - Modriča 2	1.682	RB	4667	4642	4535	4317	4408
400	M14.1	Modriča 2 - granica RS (Ždrebun)	13.427	RB	2716	2701	2639	2512	2569
404	M14.1	granica RS (Turić) - Pelagićevo	9.812	RB	908	888	865	827	829
405	M14.1	Lončari - granica RS (Brčko 1)	9.655	AB	6679	6539	6304	6716	6934
414	M14.1	granica RS (Brčko 2) - Donja Bukovica	11.828	RB	5437	5337	5145	4986	5123
415	M14.1	Donja Bukovica - Vršani	3.890	RB	8164	8107	7915	7670	8005
416	M14.1	Vršani - Bijeljina 5	14.059	AB	5945	5903	5763	5590	5834
417	M14.1	Bijeljina 5 - Bijeljina 8	3.063	RB	20118	19978	19504	8923	9312
418	M14.1	Bijeljina 8 - Glavičice	23.057	AB	7403	7436	7359	7127	7439
419	M14.1	Glavičice - Šepak	6.500	RB	4529	4549	4502	4355	4540
420	M14.1	Šepak - granica RS (Šepak)	0.053	RB	3181	3195	3162	3059	3188
158	M15	Kozarska Dubica 1 - Prijedor	32.205	AB	2215	2162	2170	2111	2129
159	M15	Prijedor - Tukovi	2.679	RB	7763	7783	7729	7616	7724
160	M15	Tukovi - granica RS (Koprivna)	21.126	AB	3078	3086	3064	3021	3064
167	M15	Rogolji - Barači	19.145	AB	1087	1061	1063	1015	1060
168	M15	Barači - granica RS (Mliništa)	19.226	RB	534	524	525	500	522
179	M16	granica RS (Gradiška) - Gradiška	1.403	RB	4799	4731	4635	3443	3874
180	M16	Gradiška - Nova Topola	11.049	AB	13740	13546	13270	10556	12397
181	M16	Nova Topola - Klačnice 1	19.776	AB	12619	12509	12547	8556	11338
182	M16	Klačnice 1 - Klačnice 2	0.659	RB	29512	29254	29344	27738	29574
183	M16	Klačnice 2 - Šargovac	8.347	AB	11928	11786	11822	10372	11671
206	M16L	Klačnice 2 - Šargovac	9.663	AB	11798	11658	11694	10647	11207
184	M16	Šargovac - Banja Luka (Rudarska)	6.331	RB	15102	14948	14993	14173	15488
207	M16L	Šargovac - Banja Luka (Rudarska)	6.344	RB	15677	15490	15537	14687	16013
187	M16	Banja Luka (Rudarska) - Srpske Toplice	4.318	RB	15473	15442	15227	13394	13144
188	M16	Srpske Toplice - Karanovac	6.692	RB	7034	7020	6922	6863	6738
189	M16	Karanovac - Crna Rijeka	32.786	AB	3629	3622	3572	3542	3476
190	M16	Crna Rijeka - granica RS (Ugar)	6.535	AB	1242	1232	1145	1201	1234
438	M16.1	Klačnice 1 - Gornja Vijaka 1	38.553	AB	5259	5196	5212	5228	5051
440	M16.1	Gornja Vijaka 1 - Derventa	28.581	RB	8367	8024	7802	7419	7474
210	M17	granica RS (Šamac) - Šamac 1	1.322	RB	4482	4458	4356	4329	4421
211	M17	Šamac 1 - Šamac 2	1.484	RB	5199	5171	5052	5020	5136
212	M17	Šamac 2 - Crkvina	2.876	RB	5186	5158	5039	5007	5117
213	M17	Crkvina - Modriča 1	14.303	AB	5287	5258	5137	5105	5213
214	M17	Modriča 1 - Vukosavlje (Jakeš)	1.350	RB	5116	5088	4971	5940	6056
215	M17	Vukosavlje (Jakeš) - Podnovlje	16.232	RB	4275	4079	3935	3790	3864
216	M17	Podnovlje - Šešljije	10.452	AB	4280	4047	3905	3766	3905

BRONANJE VOZILA NA MREŽI PUTEVA U REPUBLICI SRPSKOJ – 2013. GODINA
VEHICLE COUNTING ON THE ROAD NETWORK OF THE REPUBLIC OF SRPSKA – YEAR 2013

Broj dionice Section number	Put Road	Dionica Section	Dužina dionice Section length	Način brojanja Counting type	PGDS [voz/dan] AADT [vehicles/day]				
					2009.	2010.	2011.	2012.	2013.
217	M17	Šešljije - Johovac	5.577	RB	7695	7676	7635	7353	7647
218	M17	Johovac - Rudanka	5.978	AB	8025	8005	7962	7679	7986
219	M17	Rudanka - Doboj	6.307	RB	13392	13211	13251	12763	12999
220	M17	Doboj - granica RS (Karuše)	4.622	AB	14270	14077	14119	13500	13741
449	M17.2	granica RS (Brod) - Brod	0.520	RB	6173	6118	6008	5719	5690
450	M17.2	Derventa (Žirovina) - Vrhovi	6.871	RB	6588	6301	6127	5901	5945
451	M17.2	Vrhovi - Šešljije	14.073	AB	4931	4676	4547	4334	4366
249	M18	granica RS (Rača) - Rača	3.808	RB	3451	3489	3475	3444	3532
250	M18	Rača - Gojsovac	15.135	AB	5005	5061	5041	4997	5139
251	M18	Gojsovac - Bijeljina 5	3.881	RB	22563	22812	22723	6251	6410
252	M18	Bijeljina 8 - Ugljevička Obrijež	17.595	AB	5641	5863	5867	5685	5933
253	M18	Ugljevička Obrijež - Stari Ugljevik	1.675	RB	7263	7548	7553	7319	7638
254	M18	Stari Ugljevik - Priboj 1	15.450	RB	5968	6202	6206	6014	6277
255	M18	Priboj 1 - Priboj 2	1.840	RB	6263	6509	6514	6312	6588
256	M18	Priboj 2 - granica RS (Banj Brdo)	10.805	RB	2264	2353	2355	2282	2382
273	M18	granica RS (Dobrinja) - Kula	0.580	RB	7312	7342	7882	7169	7555
274	M18	Kula - Krupac	5.165	RB	7185	7215	7746	7045	7503
275	M18	Krupac - granica RS (Bogatići)	11.265	AB	3117	3130	3360	3008	3212
277	M18	granica RS (Trnovo) - Trnovo	1.788	RB	2349	2370	2643	2404	2675
278	M18	Trnovo - Dobro Polje	12.021	RB	1439	1452	1619	1351	1487
279	M18	Dobro Polje - Miljevina	18.809	AB	1290	1302	1452	1246	1404
280	M18	Miljevina - Brod na Drini 1	11.972	RB	1462	1475	1645	1516	1688
281	M18	Brod na Drini 1 - Brod na Drini 2	0.678	RB	3116	3144	3506	3231	3600
282	M18	Brod na Drini 2 - Brod na Drini 3	0.245	RB	2935	2961	3302	3043	3397
283	M18	Brod na Drini 3- granica RS (Šćepan Polje)	20.715	AB	697	700	709	667	726
456	M18.2	Gojsovac - granica RS (Pavlovića Most)	8.298	AB	4148	4055	3880	3813	3804
284	M19	Šepak - Karakaj 3	20.950	AB	6189	6190	6005	5863	6007
285	M19	Karakaj 3 - Karakaj 1	0.734	RB	13149	13152	12759	12450	12605
286	M19	Karakaj 2 - Drinjača	17.977	RB	4008	4009	3889	3795	3842
287	M19	Drinjača - Konjević Polje	7.242	RB	2786	2794	2736	2609	2654
288	M19	Konjević Polje - Milići	11.558	AB	2621	2629	2575	2461	2560
289	M19	Milići - Vlasenica	12.775	RB	2819	2828	2772	2644	2689
290	M19	Vlasenica - Han Pijesak 1	20.317	RB	2056	2062	2019	1925	1958
291	M19	Han Pijesak 1 - Han Pijesak 2	0.269	RB	4526	4483	4190	3996	4103
292	M19	Han Pijesak 2 - Sokolac	27.483	AB	1872	1845	1724	1639	1716
293	M19	Sokolac - Podromanija	3.598	RB	7298	7151	7047	6682	6840
294	M19	Podromanija - Sumbulovac	21.559	AB	3908	3825	3769	3714	3926
295	M19	Sumbulovac - Ljubogošta	5.030	RB	5417	5301	5224	4953	5070
457	M19.2	Vlasenica - Tišća	9.321	RB	1553	1558	1526	1455	1480
458	M19.2	Tišća - granica RS (Luke)	7.512	RB	582	584	572	546	551
460	M19.3	Podromanija - Rogatica	28.598	AB	2689	2697	2502	2513	2642
461	M19.3	Rogatica - Sastavci	6.422	RB	2590	2598	2410	2421	2457
297	M20	granica RS (Radovan Ždrijelo) - Duži	2.897	RB	968	1003	1001	1018	1038
298	M20	Duži - Aleksina Međa	7.247	AB	1741	1804	1801	1832	1941
299	M20	Aleksina Međa - Trebinje 1	2.578	RB	3821	3751	3570	3630	3702
302	M20	Trebinje 2 - Bileća	28.780	RB	2226	2255	2251	2289	2346
303	M20	Bileća - Podosoje	3.717	RB	2179	2208	2204	2102	2148
304	M20	Podosoje - Krivača	7.591	RB	1934	1960	1957	1867	1907
305	M20	Krivača - Avtovac 1	28.859	AB	1078	1092	1090	1042	1136
306	M20	Avtovac 1 - Gacko 1	3.630	RB	2426	2458	2454	2341	2394
307	M20	Gacko 1 - Gacko 2	0.604	RB	3867	3892	3631	3464	3542
308	M20	Gacko 2 - Gacko 3	0.350	RB	1918	1930	1801	1718	1761
340	M20B	Gacko 1 - Gacko 3	0.500	RB	1936	1949	1818	1849	1896
309	M20	Gacko 3 - Čemerno	16.057	RB	1034	1041	971	931	954
310	M20	Čemerno - Brod na Drini 2	45.667	AB	747	752	702	674	754
311	M20	Brod na Drini 1 - Foča 1	3.532	RB	2269	2289	2552	2446	2654
312	M20	Foča 1 - granica RS (Ustikolina)	7.950	AB	1846	1819	1858	1723	1838
318	M20	granica RS (Kopači) - Ustiprača	8.127	RB	3794	3828	3731	3393	3587
481	R404	Blagaj - Budimlić Japra	22.900	RB	837	815	799	760	780
482	R404	Budimlić Japra - granica RS (Podvidača)	12.100	RB	69	67	66	63	65
485	R404a	Budimlić Japra - granica RS (Arapuša)	14.578	RB	103	100	98	93	95
487	R405	Banja Luka (Rudarska) - Stari Majdan	28.451	RB	1352	1336	1340	1329	1401
488	R405	Stari Majdan - granica RS (Razboj)	14.169	RB	361	360	361	358	368
494	R405a	Stari Majdan - Lamovita	20.425	RB	458	457	458	433	448

BRONANJE VOZILA NA MREŽI PUTEVA U REPUBLICI SRPSKOJ – 2013. GODINA
VEHICLE COUNTING ON THE ROAD NETWORK OF THE REPUBLIC OF SRPSKA – YEAR 2013

Broj dionice Section number	Put Road	Dionica Section	Dužina dionice Section length	Način brojanja Counting type	PGDS [voz/dan] AADT [vehicles/day]				
					2009.	2010.	2011.	2012.	2013.
495	R406	Tukovi - granica RS (Stara Rijeka)	20.916	RB	1214	1217	1209	1191	1208
513	R410	granica RS (Gornje Bravsko) - granica RS (Lanište)	23.000	RB	235	239	243	292	290
519	R411	Čađavica - Srpske Toplice	42.772	RB	3378	3371	3324	3296	3253
520	R412	Mrkonjić Grad - Crna Rijeka	13.582	RB	2648	2627	2441	2420	2486
521	R413	Kotor Varoš - Mitrović	19.091	RB	412	412	411	408	415
522	R413	Mitrović - granica RS (Prisika 1)	14.215	RB	499	498	491	487	478
524	R413	granica RS (Prisika 2) - granica RS (Vitovlje)	6.957	RB	499	498	491	487	478
532	R414	Karanovac - Mitrović	35.822	RB	1009	1007	993	985	973
533	R415	Jezero - Šipovo	11.102	RB	1102	1097	1092	1061	1088
534	R415	Šipovo - granica RS (Novo Selo)	29.389	RB	558	556	553	537	551
537	R415a	Šipovo - Barači	16.000	RB	239	233	233	226	234
574	R426	granica RS (Muhareva Ljut) - Duži	32.287	RB	272	282	282	287	293
576	R427	granica RS (Do) - Berkovići	13.311	RB	1280	1297	1295	1235	1266
577	R427	Berkovići - Krivača	28.605	RB	1111	1126	1124	1072	1094
578	R428	Trnovica - granica RS (Trnovica 3)	1.436	RB	133	131	125	119	122
582	R429	Aleksina Međa - granica RS (Sitnica)	14.476	AB	1196	1174	1117	1189	1090
583	R430	Župa - granica RS (Arandelovo)	2.799	RB	399	395	397	401	407
584	R431	Ljubinje - Podosoje	49.492	RB	172	174	174	166	170
585	R431	Bileća - granica RS (Deleuša)	7.067	RB	894	906	904	862	884
586	R432	Avtovac 1 - Avtovac 2	0.920	RB	609	617	616	553	564
587	R432	Avtovac 2 - granica RS (Vratković)	14.140	RB	352	357	356	320	329
588	R432a	Avtovac 2 - granica RS (Ravni)	4.995	RB	237	240	240	215	217
589	R433	Dobro Polje - Jažići	16.780	RB	361	364	406	339	357
590	R433	Jažići - Grajsoljci	6.040	RB	453	457	510	426	452
591	R433	Grajsoljci - Klanci	46.142	RB	327	335	317	265	269
592	R434	Jažići - Jelašca	2.299	RB	275	277	258	215	220
593	R434	Jelašca - Čemerno	37.300	RB	161	162	151	126	129
594	R434a	Jelašca - Miljevina	16.707	RB	91	92	103	86	93
598	R435	granica RS (Česim) - Nevesinje 3	29.350	RB	468	479	454	408	415
599	R435	Nevesinje 4 - Berkovići	31.904	RB	658	674	639	574	583
602	R436	granica RS (Romani/Otovlje) - Grajsoljci	13.000	RB	234	236	263	236	256
614	R440	granica RS (Bukovica) - Obodnik	34.000	RB	696	695	694	681	693
628	R442a	granica RS (Krupac) - Krupac	1.184	RB	1273	1278	1372	1258	1308
629	R442b	Trnovo - granica RS (Turovi)	2.820	RB	558	563	628	524	569
648	R446	Kula - granica RS (Vraca 1)	4.725	RB	6934	6963	7476	6854	7298
649	R446	granica RS (Vraca 1) - granica RS (Vraca 2)	0.450	RB	846	850	913	837	870
650	R446	granica RS (Vraca 2) - granica RS (Knjeginjac)	7.505	RB	779	782	840	770	798
651	R446	granica RS (Knjeginjac) - granica RS (Brus)	0.730	RB	841	845	907	832	962
652	R446	granica RS (Brus) - Bistrica	12.050	RB	399	390	384	352	357
653	R446	Bistrica - Pale 2	5.000	RB	956	933	919	843	858
654	R446	Pale 2 - Pale 3	0.251	RB	1058	1033	1018	933	957
655	R446a	Bistrica - Podgrab	27.642	RB	1152	1125	1109	1017	1040
657	R447	granica RS (Hreša) - Sumbulovac	10.510	RB	1349	1317	1298	1231	1258
661	R448	granica RS (Podkozara) - Čajniče 1	13.354	RB	1468	1481	1444	1313	1338
662	R448	Čajniče 1 - Čajniče 2	0.325	RB	1581	1595	1445	1314	1339
664	R448L	Čajniče 1 - Čajniče 2	0.295	RB	1296	1308	1275	1160	1182
663	R448	Čajniče 2 - granica RS (Metaljka)	6.654	RB	288	291	284	258	263
668	R449	Dobrun - Uvac	22.140	RB	331	334	326	306	309
669	R449	Uvac - granica RS (Prelac)	7.954	RB	1178	1190	1163	1092	1101
670	R449	granica RS (Prelac) - granica RS (Rudo)	6.110	RB	1178	1190	1163	1092	1101
671	R449	granica RS (Rudo) - Rudo 1	0.240	RB	1162	1174	1148	1078	1087
672	R449	Rudo 1 - Rudo 2	1.442	RB	687	694	678	637	642
673	R449a	Uvac - granica RS (Uvac)	0.173	RB	1063	1074	1050	986	994
674	R450	Rogatica - Borike	14.645	RB	682	684	634	637	655
675	R450	Borike - Brankovići	1.831	RB	453	457	445	447	456
676	R450	Brankovići - Presječeni Bor	3.000	RB	149	150	146	133	133
677	R450	Presječeni Bor - Višegrad 1	25.720	RB	213	215	210	191	195
678	R451	Višegrad 2 - granica RS (Mitrovac)	21.584	RB	716	723	707	643	648
679	R452	Milići - Zeleni Jadar	37.316	RB	948	951	931	888	903
680	R452	Zeleni Jadar - Skelani	30.209	RB	553	555	544	519	528
681	R452	Skelani - granica RS (Skelani)	0.090	RB	1038	1041	1020	973	990
682	R453	Zeleni Jadar - Srebrenica 1	10.300	RB	419	420	411	392	399
683	R453	Srebrenica 1 - Srebrenica 2	0.240	RB	1746	1751	1715	1636	1662
688	R453L	Srebrenica 1 - Srebrenica 2	0.265	RB	1239	1243	1219	1163	1183

BRONANJE VOZILA NA MREŽI PUTEVA U REPUBLICI SRPSKOJ – 2013. GODINA
VEHICLE COUNTING ON THE ROAD NETWORK OF THE REPUBLIC OF SRPSKA – YEAR 2013

Broj dionice Section number	Put Road	Dionica Section	Dužina dionice Section length	Način brojanja Counting type	PGDS [voz/dan] AADT [vehicles/day]				
					2009.	2010.	2011.	2012.	2013.
684	R453	Srebrenica 2 - Bratunac 1	10.128	RB	2349	2356	2307	2200	2231
685	R453	Bratunac 1 - Bratunac 2	0.356	RB	7691	7714	7555	7205	7479
686	R453	Bratunac 2 - Bratunac 3	3.201	RB	2088	2094	2051	1956	1989
687	R453	Bratunac 3 - granica RS (Bratunac)	0.100	RB	1544	1549	1517	1447	1472
689	R454	Konjević Polje - Bratunac 1	21.077	RB	1694	1699	1664	1587	1614
690	R454	Bratunac 2 - Skelani	48.100	RB	1103	1106	1083	1033	1051
691	R454a	Bratunac 3 - Drinjača	25.950	RB	1199	1203	1179	1124	1143
692	R455	Tišća - Šekovići	8.494	RB	1789	1794	1757	1676	1705
693	R455	Šekovići - Donje Caparde	23.042	RB	2019	2025	1983	1891	1923
694	R455a	Šekovići - granica RS (Kaštelj)	19.689	RB	451	452	443	422	429
697	R456	Karakaj 3 - granica RS (Šetići)	12.910	RB	3399	3401	3299	3219	3259
699	R456	Priboj 2 - Lopare	8.827	RB	2403	2497	2497	2999	3130
700	R456	Lopare - Mačkovac	2.000	RB	1633	1697	1698	2039	2128
701	R456	Mačkovac - Piperi	7.760	RB	333	346	346	416	434
702	R456	Piperi - granica RS (Šibošnica)	0.339	RB	667	693	693	832	868
705	R457	Brod na Drini 3 - Foča 2	3.536	RB	1951	1959	1985	1860	2025
706	R457	Dragočava - granica RS (Šula)	43.500	RB	323	318	325	305	316
708	R458	granica RS (Površnica) - Lopare	9.565	RB	468	486	486	471	492
709	R458	Mačkovac - granica RS (Čelić)	8.053	RB	1285	1335	1336	1295	1352
715	R459	Piperi - granica RS (Lukavica)	0.849	RB	469	487	487	472	493
718	R459	granica RS (Mirosavci) - Bobetino Brdo	4.057	RB	82	85	85	82	86
719	R459	Bobetino Brdo - Ugljevička Obrijež	17.840	RB	938	976	977	947	988
720	R459	Stari Ugljevik - Glavičice	30.500	RB	686	714	715	693	723
721	R459a	Bobetino Brdo - Donja Bukovica	11.900	RB	798	793	774	767	800
722	R459a	Vršani - Rača	32.400	RB	927	937	933	925	949
731	R462	Crkvina - granica RS (Ledenice)	12.121	RB	2159	2148	2099	2086	2130
736	R462a	Grebnice - Obudovac 1	11.765	AB	3622	3431	3307	3135	3270
737	R462a	Obudovac 2 - Lončari	8.345	RB	4458	4365	4208	3977	4148
739	R463	granica (Bok) - Obudovac 2	2.817	RB	1939	1899	1831	1731	1806
740	R463	Obudovac 2 - Obudovac 1	1.106	RB	2364	2315	2232	2110	2201
741	R463	Obudovac 1 - granica RS (Tramošnica)	11.999	RB	1046	1025	988	934	974
744	R464	granica RS (Prud) - Šamac 2	2.007	RB	873	857	826	781	815
745	R464	Šamac 1 - Grebnice	3.953	RB	3488	3419	3296	3115	3249
746	R464	Grebnice - granica RS (Grebnice)	0.769	RB	1900	1860	1793	1695	1768
753	R465	granica RS (Orline) - Doboj Novi	21.062	RB	1659	1638	1643	1613	1642
754	R465	Doboj (Poljice) - Bušletić	10.980	RB	1438	1419	1423	1397	1422
755	R465	Bušletić - Modriča 2	31.782	RB	1287	1217	1174	1152	1195
756	R465a	Bušletić - granica RS (Zelinja)	25.000	RB	962	949	952	934	951
764	R467	granica RS (Žeravice) - Han Pijesak 1	22.148	RB	539	533	498	475	488
765	R467	Han Pijesak 2 - Borike	45.100	RB	419	414	387	369	379
766	R467	Brankovići - Pešurići	5.108	RB	37	37	36	33	34
767	R467	Pešurići - Međeđa	14.273	RB	17	17	17	15	15
768	R467	Brodar - Rudo 1	25.959	RB	787	796	776	706	754
769	R467a	Presječeni Bor - Pešurići	2.700	RB	27	27	26	24	24
771	R468	granica RS (Išerić Brdo) - Sokolac	26.025	RB	849	837	782	741	761
781	R472	Polje - Podnovlje	16.905	RB	1652	1562	1507	1435	1469
782	R473	Tedin Han - Teslić (Barići)	25.744	RB	1020	1020	1018	989	1006
783	R473	Teslić (Barići) - Teslić 1	1.643	RB	11780	11767	11746	11407	11601
784	R473	Teslić 1 - Teslić 2	0.241	RB	9689	9679	9662	9383	9542
787	R473L	Teslić 1 - Teslić 2	0.241	RB	9126	9117	9101	8839	8989
785	R473	Teslić 2 - granica RS (Podjezera)	31.349	RB	2208	2208	2204	2140	2176
788	R474	Srbac - Prnjavor	43.000	RB	2187	2181	2174	2111	2130
789	R474	Gornja Vijaka 1 - Gornja Vijaka 2	0.821	RB	4289	4239	4252	4129	4001
790	R474	Gornja Vijaka 2 - Razboj	15.431	RB	3297	3258	3268	3174	3077
791	R474	Razboj - Tedin Han	0.838	RB	1746	1744	1741	1691	1720
792	R474	Tedin Han - granica RS (Križ)	12.133	RB	869	868	866	841	855
796	R474a	Razboj - Rudanka	21.705	RB	4129	4120	4098	3947	4105
797	R475	Kostajnica - Karan	17.800	RB	326	320	322	306	313
798	R475	Karan - Dragotinja	9.000	RB	357	349	342	325	333
799	R475a	Karan - Novi Grad 3	22.000	RB	361	353	346	329	338
800	R476	Čelinac - Ukrina	25.244	RB	3184	3184	3178	3119	3172
801	R476	Ukrina - Gornja Vijaka 2	23.000	RB	1667	1647	1652	1622	1598
802	R476a	Ukrina - Klupe	28.127	RB	1030	1029	1027	1008	1025
803	R477	Kozarac - Vodice	17.500	RB	898	898	901	852	872

BROJANJE VOZILA NA MREŽI PUTEVA U REPUBLICI SRPSKOJ – 2013. GODINA
VEHICLE COUNTING ON THE ROAD NETWORK OF THE REPUBLIC OF SRPSKA – YEAR 2013

Broj dionice Section number	Put Road	Dionica Section	Dužina dionice Section length	Način brojanja Counting type	PGDS [voz/dan] AADT [vehicles/day]				
					2009.	2010.	2011.	2012.	2013.
804	R477	Vodice - Vrbaška 1	30.260	RB	506	505	507	560	573
805	R477	Čatrnja - Nova Topola	15.004	RB	2549	2519	2468	2397	2815
806	R477a	Vodice - Kozarska Dubica 2	22.000	RB	1399	1371	1376	1338	1349
807	R478	Vrbaška 2 - Ivanjska	31.000	RB	1228	1228	1232	1165	1193
808	R479	Kobaš 1 - Kobaš 2	0.900	RB	479	479	477	451	455
809	R480	Derviši - Klačnice 2	9.234	RB	8588	8486	8512	8046	8551
811	R482	Vrhovi - Jošovac	21.650	RB	1760	1669	1623	1563	1575

PODACI O AUTOMATSKOM BROJANJU VOZILA
DATA ON AUTOMATIC TRAFFIC COUNTING

BROJANJE VOZILA NA MREŽI PUTEVA U REPUBLICI SRPSKOJ – 2013. GODINA
VEHICLE COUNTING ON THE ROAD NETWORK OF THE REPUBLIC OF SRPSKA – YEAR 2013

PGDS I STRUKTURA SAOBRAĆAJNOG TOKA
AADT AND TRAFFIC FLOW COMPOSITION

Lokalitet Location	Smjer Direction	Dužina vozila / Vehicle length								Ukupno Total
		<5,5 m	(%)	5,5-12 m	(%)	12-16,5 m	(%)	>16,5 m	(%)	
000001	I	2538	88.7	251	8.8	69	2.4	2	0.1	2860
	II	2441	85.7	315	11.0	92	3.2	1	0.0	2848
	ukupno / total	4979	87.2	566	9.9	161	2.8	3	0.1	5708
000002	I	1406	92.0	103	6.8	16	1.0	2	0.1	1528
	II	1419	92.4	101	6.6	16	1.0	0	0.0	1537
	ukupno / total	2825	92.2	205	6.7	32	1.0	2	0.1	3064
000003	I	1514	86.9	178	10.2	47	2.7	2	0.1	1742
	II	1476	85.9	182	10.6	60	3.5	0	0.0	1719
	ukupno / total	2991	86.4	360	10.4	107	3.1	3	0.1	3461
000004	I	1297	88.1	136	9.2	40	2.7	0	0.0	1473
	II	1336	89.1	121	8.0	43	2.8	0	0.0	1500
	ukupno / total	2633	88.6	256	8.6	82	2.8	1	0.0	2973
000005	I	986	92.5	71	6.7	8	0.8	0	0.0	1065
	II	971	91.3	80	7.5	13	1.2	0	0.0	1064
	ukupno / total	1957	91.9	151	7.1	21	1.0	1	0.0	2129
000006	I	539	89.6	51	8.5	11	1.9	0	0.0	601
	II	532	90.3	46	7.8	11	1.8	0	0.0	589
	ukupno / total	1071	90.0	97	8.2	22	1.8	0	0.0	1191
000007	I	730	85.2	90	10.6	34	4.0	2	0.3	856
	II	727	84.5	89	10.3	44	5.2	0	0.0	861
	ukupno / total	1457	84.8	179	10.4	78	4.6	3	0.2	1718
000008	I	5834	91.8	373	5.9	146	2.3	3	0.1	6356
	II	5541	91.7	341	5.6	157	2.6	2	0.0	6042
	ukupno / total	11375	91.8	714	5.8	303	2.4	5	0.0	12397
000009	I	1159	86.3	111	8.3	71	5.3	1	0.1	1342
	II	1123	85.2	121	9.2	74	5.6	1	0.1	1318
	ukupno / total	2281	85.8	232	8.7	145	5.4	2	0.1	2660
000010	I	5493	89.1	511	8.3	143	2.3	18	0.3	6166
	II	4720	91.2	344	6.6	107	2.1	1	0.0	5172
	ukupno / total	10212	90.1	855	7.5	251	2.2	19	0.2	11338
000011	I	2016	80.5	342	13.7	137	5.5	9	0.3	2503
	II	2069	81.2	328	12.9	144	5.7	6	0.3	2548
	ukupno / total	4085	80.9	670	13.3	281	5.6	15	0.3	5051
000012	I	1829	83.8	174	8.0	175	8.0	4	0.2	2183
	II	1796	82.8	175	8.1	178	8.2	18	0.8	2168
	ukupno / total	3626	83.3	350	8.0	354	8.1	22	0.5	4351
000013	I	1594	72.4	284	12.9	316	14.3	7	0.3	2201
	II	1586	73.3	296	13.7	279	12.9	4	0.2	2165
	ukupno / total	3180	72.8	580	13.3	595	13.6	11	0.2	4366
000014	I	3233	80.1	444	11.0	350	8.7	9	0.2	4037
	II	3167	80.2	426	10.8	347	8.8	9	0.2	3949
	ukupno / total	6400	80.1	871	10.9	697	8.7	18	0.2	7986
000015	I	5898	85.6	597	8.7	373	5.4	21	0.3	6890
	II	5813	84.9	648	9.5	374	5.5	16	0.2	6851
	ukupno / total	11711	85.2	1245	9.1	747	5.4	38	0.3	13741
000016	I	Automatski brojač nije u funkciji								
	II									
	ukupno / total									
000017	I	1257	88.6	126	8.9	32	2.2	4	0.3	1419
	II	1236	88.5	123	8.8	36	2.5	2	0.1	1396
	ukupno / total	2493	88.6	249	8.9	67	2.4	6	0.2	2815

BROJANJE VOZILA NA MREŽI PUTEVA U REPUBLICI SRPSKOJ – 2013. GODINA
VEHICLE COUNTING ON THE ROAD NETWORK OF THE REPUBLIC OF SRPSKA – YEAR 2013

Lokalitet Location	Smjer Direction	Dužina vozila / Vehicle length								Ukupno Total
		<5,5 m	(%)	5,5-12 m	(%)	12-16,5 m	(%)	>16,5 m	(%)	
000018	I	1452	85.2	171	10.0	79	4.6	2	0.1	1704
	II	1485	83.8	189	10.7	97	5.4	1	0.1	1772
	ukupno / total	2938	84.5	360	10.4	176	5.1	3	0.1	3476
000019	I	471	75.8	90	14.5	59	9.5	2	0.3	621
	II	457	74.5	87	14.2	67	11.0	2	0.3	613
	ukupno / total	928	75.2	177	14.3	126	10.2	4	0.3	1234
000020	I	1094	86.8	114	9.1	52	4.1	1	0.0	1261
	II	1105	86.9	106	8.3	59	4.6	1	0.1	1271
	ukupno / total	2199	86.8	220	8.7	111	4.4	2	0.1	2531
000021	I	487	91.5	33	6.2	12	2.2	0	0.0	532
	II	484	91.5	34	6.4	11	2.1	0	0.0	529
	ukupno / total	971	91.5	67	6.3	23	2.2	0	0.0	1060
000022	I	970	85.7	107	9.5	52	4.5	3	0.3	1133
	II	980	86.2	104	9.1	50	4.4	3	0.2	1136
	ukupno / total	1950	86.0	211	9.3	101	4.5	6	0.3	2269
000023	I	2151	82.5	260	10.0	193	7.4	1	0.1	2606
	II	2181	83.7	257	9.8	169	6.5	1	0.0	2607
	ukupno / total	4332	83.1	517	9.9	362	6.9	2	0.0	5213
000024	I	1927	90.2	143	6.7	66	3.1	1	0.0	2137
	II	1890	87.6	162	7.5	105	4.9	1	0.0	2158
	ukupno / total	3818	88.9	304	7.1	171	4.0	2	0.0	4295
000025	I	1492	87.4	144	8.4	65	3.8	6	0.4	1707
	II	1505	85.4	166	9.4	91	5.2	1	0.0	1763
	ukupno / total	2998	86.4	310	8.9	156	4.5	7	0.2	3470
000026	I	3081	89.1	259	7.5	116	3.4	3	0.1	3459
	II	3072	88.4	258	7.4	144	4.1	2	0.1	3475
	ukupno / total	6153	88.7	517	7.4	260	3.7	5	0.1	6934
000027	I	2568	87.3	256	8.7	117	4.0	2	0.1	2943
	II	2474	85.6	262	9.0	155	5.4	1	0.0	2891
	ukupno / total	5041	86.4	517	8.9	272	4.7	3	0.1	5834
000028	I	2310	89.3	153	5.9	121	4.7	3	0.1	2587
	II	2322	91.0	148	5.8	81	3.2	2	0.1	2553
	ukupno / total	4632	90.1	301	5.9	202	3.9	4	0.1	5139
000029	I	Automatski brojač nije u funkciji								
	II									
	ukupno / total									
000030	I	3541	94.0	184	4.9	42	1.1	1	0.0	3768
	II	3433	93.5	198	5.4	39	1.1	1	0.0	3671
	ukupno / total	6974	93.7	383	5.1	81	1.1	1	0.0	7439
000031	I	2760	92.1	190	6.3	46	1.5	2	0.1	2998
	II	2815	93.6	157	5.2	36	1.2	0	0.0	3009
	ukupno / total	5575	92.8	347	5.8	82	1.4	3	0.0	6007
000032	I	Automatski brojač nije u funkciji								
	II									
	ukupno / total									
000033	I	1046	82.9	172	13.6	44	3.5	1	0.1	1263
	II	1098	84.7	159	12.3	40	3.0	1	0.0	1298
	ukupno / total	2145	83.8	331	12.9	84	3.3	1	0.0	2560
000034	I	767	88.6	73	8.4	25	2.9	0	0.1	865
	II	756	88.8	71	8.3	24	2.9	0	0.0	851
	ukupno / total	1522	88.7	143	8.3	50	2.9	1	0.0	1716
000035	I	3236	92.3	211	6.0	58	1.7	1	0.0	3505
	II	3254	92.5	202	5.7	62	1.8	1	0.0	3519
	ukupno / total	6489	92.4	413	5.9	120	1.7	2	0.0	7024
000036	I	1434	89.0	151	9.4	25	1.6	1	0.1	1611
	II	1432	89.5	145	9.1	23	1.4	0	0.0	1601
	ukupno / total	2866	89.2	296	9.2	48	1.5	2	0.1	3212

BROJANJE VOZILA NA MREŽI PUTEVA U REPUBLICI SRPSKOJ – 2013. GODINA
VEHICLE COUNTING ON THE ROAD NETWORK OF THE REPUBLIC OF SRPSKA – YEAR 2013

Lokalitet Location	Smjer Direction	Dužina vozila / Vehicle length								Ukupno Total
		<5,5 m	(%)	5,5-12 m	(%)	12-16,5 m	(%)	>16,5 m	(%)	
000037	I	1188	89.3	100	7.5	42	3.1	1	0.1	1331
	II	1162	88.6	101	7.7	48	3.6	1	0.1	1311
	ukupno / total	2350	88.9	201	7.6	90	3.4	2	0.1	2642
000038	I	799	87.2	77	8.4	40	4.3	1	0.1	916
	II	809	86.4	79	8.5	47	5.0	1	0.1	936
	ukupno / total	1608	86.8	156	8.4	87	4.7	1	0.1	1852
000039	I	383	86.4	31	7.1	28	6.3	1	0.2	444
	II	379	85.5	32	7.3	30	6.8	2	0.4	444
	ukupno / total	763	85.9	64	7.2	58	6.6	3	0.3	888
000040	I	818	89.3	79	8.7	19	2.0	0	0.0	916
	II	827	89.7	77	8.3	18	1.9	0	0.0	922
	ukupno / total	1645	89.5	156	8.5	36	2.0	1	0.0	1838
000041	I	620	87.4	70	9.9	19	2.6	0	0.1	709
	II	613	88.2	62	9.0	20	2.8	0	0.0	695
	ukupno / total	1233	87.8	132	9.4	38	2.7	1	0.0	1404
000042	I	348	95.8	13	3.7	1	0.2	1	0.4	364
	II	346	95.5	15	4.2	0	0.1	1	0.2	362
	ukupno / total	694	95.7	29	3.9	1	0.1	2	0.3	726
000043	I	341	91.0	27	7.1	7	1.8	0	0.0	375
	II	345	90.9	28	7.4	6	1.6	0	0.1	380
	ukupno / total	686	90.9	55	7.3	13	1.7	0	0.1	754
000044	I	560	93.5	36	6.0	3	0.5	0	0.0	599
	II	553	92.7	40	6.7	4	0.6	0	0.0	597
	ukupno / total	1113	93.1	76	6.3	7	0.6	0	0.0	1196
000045	I	533	91.2	43	7.3	8	1.3	1	0.1	584
	II	507	91.9	39	7.0	6	1.0	0	0.1	552
	ukupno / total	1040	91.5	82	7.2	13	1.2	1	0.1	1136
000046	I	944	97.3	25	2.5	2	0.2	0	0.0	971
	II	937	96.6	31	3.2	1	0.1	0	0.0	970
	ukupno / total	1882	97.0	56	2.9	3	0.1	0	0.0	1941
000047	I	438	90.5	24	5.0	22	4.5	0	0.0	483
	II	446	92.1	24	4.9	14	3.0	0	0.0	484
	ukupno / total	884	91.3	48	5.0	36	3.7	0	0.0	968
000048	I	Automatski brojač nije u funkciji								
	II									
	ukupno / total									
000049	I	7422	95.0	331	4.2	46	0.6	11	0.1	7810
	II	3808	98.6	42	1.1	5	0.1	5	0.1	3861
	ukupno / total	11231	96.2	373	3.2	51	0.4	16	0.1	11671
000050	I	6213	93.1	358	5.4	94	1.4	9	0.1	6673
	II	4318	95.2	169	3.7	44	1.0	2	0.0	4534
	ukupno / total	10531	94.0	527	4.7	138	1.2	11	0.1	11207
000051	I	1459	74.8	262	13.5	221	11.3	8	0.4	1950
	II	1477	75.6	274	14.0	200	10.2	3	0.2	1955
	ukupno / total	2936	75.2	537	13.7	421	10.8	11	0.3	3905
000052	I	1336	83.1	169	10.5	102	6.3	1	0.1	1608
	II	1360	81.8	185	11.1	116	7.0	1	0.1	1663
	ukupno / total	2696	82.4	354	10.8	217	6.6	3	0.1	3270
000053	I	1740	91.2	145	7.6	22	1.2	1	0.0	1908
	II	1691	89.2	176	9.3	28	1.5	2	0.1	1896
	ukupno / total	3431	90.2	321	8.4	50	1.3	2	0.1	3804
000054	I	Automatski brojač nije u funkciji								
	II									
	ukupno / total									
000055	I	514	93.8	34	6.2	0	0.0	0	0.0	549
	II	521	96.3	19	3.6	1	0.1	0	0.0	541
	ukupno / total	1036	95.0	53	4.9	1	0.1	0	0.0	1090

AUTOMATSKI BROJAČ / AUTOMATIC COUNTER **BR./NO**

PODACI SA AUTOMATSKIH BROJAČA VOZILA
DATA FROM AUTOMATIC TRAFFIC COUNTERS

1
2
3
4
5
6
7
8
9
10
11
12
13
14
15
16
17
18
19
20
21
22
23
24
25
26
27
28
29
30
31
32
33
34
35
36
37
38
39
40
41
42
43
44
45
46
47
48
49
50
51
52
53
54
55

BROJANJE VOZILA NA MREŽI PUTEVA U REPUBLICI SRPSKOJ – 2013. GODINA
VEHICLE COUNTING ON THE ROAD NETWORK OF THE REPUBLIC OF SRPSKA – YEAR 2013

MJESEČNI BROJ VOZILA
MONTHLY NUMBER OF VEHICLES

1

Automatski brojač broj - Automatic counter number 000001
 Lokalitet - Location / Stacionaža - Mileage [km+m] Bistrica / 3+217,00
 Broj puta - Road number / Dionica - Section M 4 / Lamovita - Ivanjska

	Mjesec - Month											
	Januar- January	Februar- February	Mart- March	April- April	Maj- May	Juni- June	Juli- July	August- August	Septembar- September	Oktobar- October	Novembar- November	Decembar- December
1	3336	4622	5491	5288	5557	5870	6075	7106	6752	6171	6297	4554
2	4290	5357	5219	4820	5110	5747	6099	7664	6186	5799	6647	4693
3	5116	4714	4821	5131	5464	5175	6134	7832	5517	5837	6134	5198
4	5791	3417	4779	5247	5880	5453	6264	7182	6377	6847	6703	5209
5	4840	4189	5009	5698	5625	5411	6653	7115	6362	6804	6526	5016
6	3352	4341	5150	5151	7218	5387	6771	7422	6838	6239	5930	5664
7	3562	4541	5124	4451	6311	5737	6381	7112	6013	5685	5804	5466
8	4859	4327	5409	4950	6521	6105	6606	6830	6400	5924	6623	4939
9	4368	5105	5405	5453	4908	5680	6497	7504	5938	6258	6241	5057
10	5008	4547	4814	5912	6524	5532	6244	7282	5990	6230	5118	4961
11	5138	3621	4747	5880	6081	5496	6660	7083	5960	6332	5548	5215
12	4880	4272	4904	6283	4896	5540	7014	6475	6070	6196	6138	5200
13	3933	4352	5031	5813	5611	5803	6466	7115	6724	5734	5697	5972
14	4091	4000	4701	5115	5763	6023	6573	6976	6595	5967	5441	5288
15	5295	4222	5123	5274	5938	6571	6349	6667	6340	5997	6109	4417
16	5861	4938	5081	5556	5645	6497	6845	7273	5807	6568	5810	4918
17	5695	4408	4518	5510	6258	5540	6904	7052	5972	5970	5313	5218
18	4218	3930	4667	5693	6519	5825	6567	6652	6275	7025	5463	5277
19	4541	4300	4995	6144	5745	5685	7556	6120	6064	6137	5467	5297
20	5548	4457	5310	6083	5807	5830	7289	6303	6829	5721	5672	5922
21	5102	5155	4971	5013	5753	5980	7159	6377	6459	5833	5358	5338
22	4722	4379	5512	5194	5646	6577	6748	6363	6071	6161	5787	4750
23	4770	4631	5442	6059	5756	6567	6772	6560	5654	6394	5609	6010
24	4590	4413	4288	5831	6397	5892	7067	6431	5720	6033	4497	5293
25	4510	3898	4716	5730	5996	6300	7282	6642	6149	6242	4949	5206
26	3976	4394	4617	6672	4941	6398	7643	6089	6227	6110	5711	5075
27	3673	4563	5607	6566	5447	6165	7612	6168	6726	5077	5317	5778
28	4349	4818	5398	5408	6390	6125	6889	6476	6181	5513	5610	5352
29	4674	4914	6295	6162	5656	6685	6923	6126	5845	5785	5797	4838
30	4666		5810	7215	6109	6146	7232	6706	5562	5752	5004	4903
31	4531		4930		6500	5582	7246	6472		6072		5382
Ukupno- Total	143285	123911	157884	169302	181972	177742	210520	211175	185603	188413	172320	161406
Prosje- Average	4622	11265	5093	5643	5870	5925	6791	6812	6187	6078	5744	5207
Godišnji prosjek (PGDS) - Annual average (AADT)												5708

BROJANJE VOZILA NA MREŽI PUTEVA U REPUBLICI SRPSKOJ – 2013. GODINA
VEHICLE COUNTING ON THE ROAD NETWORK OF THE REPUBLIC OF SRPSKA – YEAR 2013

STRUKTURA SAOBRAĆAJNOG TOKA
TRAFFIC FLOW COMPOSITION

Automatski brojač broj - Automatic counter number
 Lokalizet - Location / Stacionaža - Mileage [km+m]
 Broj puta - Road number / Dionica - Section

000001
 Bistrica / 3+217,00
 M 4 / Lamovita - Ivanjska

Mjesec - Month	Smjer - Direction	Dužina vozila - Vehicle length								Ukupno - Total
		< 5,5 m	(%)	5,5 - 12 m	(%)	12 - 16,5 m	(%)	< 16,5 m	(%)	
Januar - January	I	64678	89.9	5993	8.3	1187	1.7	75	0.1	71933
	II	62193	87.2	7397	10.4	1709	2.4	53	0.1	71352
	ukupno - total	126871	88.5	13390	9.3	2896	2.0	128	0.1	143285
Februar - February	I	54705	88.4	5875	9.5	1269	2.1	50	0.1	61899
	II	53091	85.2	7494	12.0	1671	2.7	48	0.1	62304
	ukupno - total	107796	86.8	13369	10.8	2940	2.4	98	0.1	124203
Mart - March	I	69581	88.2	7397	9.4	1900	2.4	48	0.1	78926
	II	67019	84.9	9358	11.9	2527	3.2	54	0.1	78958
	ukupno - total	136600	86.5	16755	10.6	4427	2.8	102	0.1	157884
April - April	I	73881	87.8	7970	9.5	2245	2.7	76	0.1	84172
	II	71840	84.4	10148	11.9	3100	3.6	42	0.0	85130
	ukupno - total	145721	86.1	18118	10.7	5345	3.2	118	0.1	169302
Maj - May	I	81450	89.3	7470	8.2	2243	2.5	30	0.0	91193
	II	78070	86.0	9662	10.6	3031	3.3	16	0.0	90779
	ukupno - total	159520	87.7	17132	9.4	5274	2.9	46	0.0	181972
Juni - June	I	78604	89.0	7483	8.5	2206	2.5	38	0.0	88331
	II	76910	86.3	9210	10.3	2983	3.3	20	0.0	89123
	ukupno - total	155514	87.6	16693	9.4	5189	2.9	58	0.0	177454
Juli - July	I	94813	89.5	8595	8.1	2456	2.3	48	0.0	105912
	II	91096	87.1	10292	9.8	3198	3.1	22	0.0	104608
	ukupno - total	185909	88.3	18887	9.0	5654	2.7	70	0.0	210520
Avgust - August	I	94496	89.3	8637	8.2	2616	2.5	48	0.0	105797
	II	91018	86.4	10859	10.3	3486	3.3	15	0.0	105378
	ukupno - total	185514	87.8	19496	9.2	6102	2.9	63	0.0	211175
Septembar - September	I	82896	89.1	7777	8.4	2337	2.5	35	0.0	93045
	II	79623	86.0	9763	10.5	3158	3.4	14	0.0	92558
	ukupno - total	162519	87.6	17540	9.5	5495	3.0	49	0.0	185603
Oktobar - October	I	82643	87.7	8901	9.4	2664	2.8	31	0.0	94239
	II	79267	84.2	11384	12.1	3479	3.7	44	0.0	94174
	ukupno - total	161910	85.9	20285	10.8	6143	3.3	75	0.0	188413
Novembar - November	I	75784	88.1	8057	9.4	2149	2.5	65	0.1	86055
	II	73188	84.8	10187	11.8	2815	3.3	75	0.1	86265
	ukupno - total	148972	86.5	18244	10.6	4964	2.9	140	0.1	172320
Decembar - December	I	72977	88.4	7499	9.1	1976	2.4	66	0.1	82518
	II	67471	85.5	9084	11.5	2277	2.9	56	0.1	78888
	ukupno - total	140448	87.0	16583	10.3	4253	2.6	122	0.1	161406
Ukupno (godišnje) - Total (annual)	I	926508	88.7	91654	8.8	25248	2.4	610	0.1	1044020
	II	890786	85.7	114838	11.0	33434	3.2	459	0.0	1039517
	ukupno - total	1817294	87.2	206492	9.9	58682	2.8	1069	0.1	2083537
Prosjek (PGDS) - Average (AADT)	I	2538	88.7	251	8.8	69	2.4	2	0.1	2860
	II	2441	85.7	315	11.0	92	3.2	1	0.0	2848
	ukupno - total	4979	87.2	566	9.9	161	2.8	3	0.1	5708

BROJANJE VOZILA NA MREŽI PUTEVA U REPUBLICI SRPSKOJ – 2013. GODINA
VEHICLE COUNTING ON THE ROAD NETWORK OF THE REPUBLIC OF SRPSKA – YEAR 2013

SAOBRAĆAJNI POKAZATELJI

Automatski brojač broj
 Lokaliteta / Stacionaža [km+m]
 Broj puta / Dionica

000001

Bistrica / 3+217,00

M 4 / Lamovita - Ivanjska

Mjesec	Snjier	minimalni čas		maksimalni čas		voz/h	datum/dan	čas	voz/h	minimalni dan		maksimalni dan		dnevni prosjek (05-21 h)	noćni prosjek (21-05 h)	prosjek radnim danom	prosjek vikendom	ljetni prosjek
		datum/dan	čas	voz/dan	datum/dan					voz/dan								
Januar	I	15/utorak	1	2	16/srijeda	11	345	1513	6/nedjelja	3237	2106	214	2480	2100				
	II	15/utorak	2	0	20/nedjelja	11	352	1653	7/ponedjeljak	3014	2108	194	2459	2084				
	I+II	15/utorak	2	7	20/nedjelja	11	664	3336	1/utorak	5861	4214	408	4939	4184				
Februar	I	6/srijeda	1	2	1/petak	15	270	1806	3/nedjelja	2629	2045	166	2263	2081				
	II	18/ponedjeljak	3	1	1/petak	16	231	1611	3/nedjelja	2728	2063	162	2300	2037				
	I+II	19/utorak	1	4	1/petak	15	465	3417	3/nedjelja	5357	4108	328	4563	4119				
Mart	I	5/utorak	1	2	29/petak	15	286	2303	26/utorak	3052	2328	218	2547	2543				
	II	18/ponedjeljak	3	0	2/subota	15	273	1961	24/nedjelja	3243	2347	200	2574	2490				
	I+II	15/petak	2	6	29/petak	15	524	4288	24/nedjelja	6295	4675	418	5122	5033				
April	I	25/četvrtak	1	2	26/petak	15	290	2381	2/utorak	3387	2561	245	2823	2758				
	II	9/utorak	1	1	30/utorak	16	284	2065	7/nedjelja	3828	2596	242	2891	2692				
	I+II	9/utorak	1	5	30/utorak	15	527	4451	7/nedjelja	7215	5157	487	5714	5450				
Maj	I	10/petak	2	4	6/ponedjeljak	11	395	2436	9/četvrtak	3966	2630	312	3001	2860				
	II	14/utorak	2	2	1/srijeda	9	351	2276	28/nedjelja	3391	2654	274	3001	2828				
	I+II	14/utorak	2	11	6/ponedjeljak	11	745	4896	12/nedjelja	7218	5284	586	6002	5688				
Juni	I	5/srijeda	2	5	23/nedjelja	19	290	2661	4/utorak	3242	2586	359	2943	2946				
	II	10/ponedjeljak	3	1	15/subota	16	301	2422	2/nedjelja	3495	2664	307	3011	2890				
	I+II	5/srijeda	2	11	28/petak	16	515	5175	2/nedjelja	6685	5249	666	5955	5836				
Juli	I	1/ponedjeljak	1	9	14/nedjelja	20	391	2998	13/subota	3804	2979	438	3380	3521				
	II	8/ponedjeljak	3	2	25/četvrtak	16	308	2873	7/nedjelja	3944	3019	355	3375	3372				
	I+II	10/srijeda	2	15	26/petak	16	586	6075	1/ponedjeljak	7643	5998	793	6756	6893				
Avgust	I	15/četvrtak	1	8	25/nedjelja	19	347	3031	29/četvrtak	3855	2968	444	3373	3509				
	II	20/utorak	4	6	2/petak	17	339	2947	19/ponedjeljak	4049	3033	366	3379	3450				
	I+II	232/petak	2	19	2/petak	16	596	6089	26/ponedjeljak	7832	6002	811	6752	6959				
Septembar	I	3/utorak	2	3	1/nedjelja	19	363	2797	3/utorak	3768	2758	343	3051	3220				
	II	18/srijeda	3	4	14/subota	16	319	2702	30/ponedjeljak	3611	2786	299	3090	3075				
	I+II	25/srijeda	2	11	27/petak	16	534	5517	3/utorak	6838	5544	642	6140	6295				
Oktobar	I	1/utorak	2	3	6/nedjelja	18	335	2784	27/nedjelja	3453	2774	266	3034	3057				
	II	1/utorak	2	1	11/petak	17	299	2293	27/nedjelja	3644	2786	252	3070	2946				
	I+II	1/utorak	2	4	18/petak	14	567	5077	27/nedjelja	7025	5559	518	6104	6002				
Novembar	I	4/ponedjeljak	2	2	3/nedjelja	18	299	2281	24/nedjelja	3370	2563	305	2902	2802				
	II	26/utorak	3	3	8/petak	18	312	2216	24/nedjelja	3407	2572	303	2928	2771				
	I+II	18/ponedjeljak	3	9	8/petak	16	555	4497	24/nedjelja	6703	5136	608	5829	5573				
Decembar	I	5/četvrtak	1	2	31/utorak	13	319	2385	15/nedjelja	3277	2437	225	2709	2547				
	II	10/utorak	3	1	23/ponedjeljak	11	304	1643	30/ponedjeljak	3077	2338	207	2585	2446				
	I+II	18/srijeda	1	7	23/ponedjeljak	11	583	4417	15/nedjelja	6010	4775	432	5294	4994				
Godina	I	15.1/utorak	1	2	6.5/ponedjeljak	11	395	1513	6.1/nedjelja	3966	2565	295	2887	2802				
	II	15.1/utorak	2	0	20.1/nedjelja	11	352	1653	7.1/ponedjeljak	4049	2584	264	2900	2734				
	I+II	19.2/utorak	1	4	6.5/ponedjeljak	11	745	3336	1.1/utorak	7832	5149	559	5787	5536				

BROJANJE VOZILA NA MREŽI PUTEVA U REPUBLICI SRPSKOJ – 2013. GODINA
VEHICLE COUNTING ON THE ROAD NETWORK OF THE REPUBLIC OF SRPSKA – YEAR 2013

TRAFFIC PARAMETERS

000001
 Bistrica / 3+217,00
 M 4 / Lamovita - Ivanjska

Automatic counter number
 Location / Mileage [km+m]
 Road number / Section

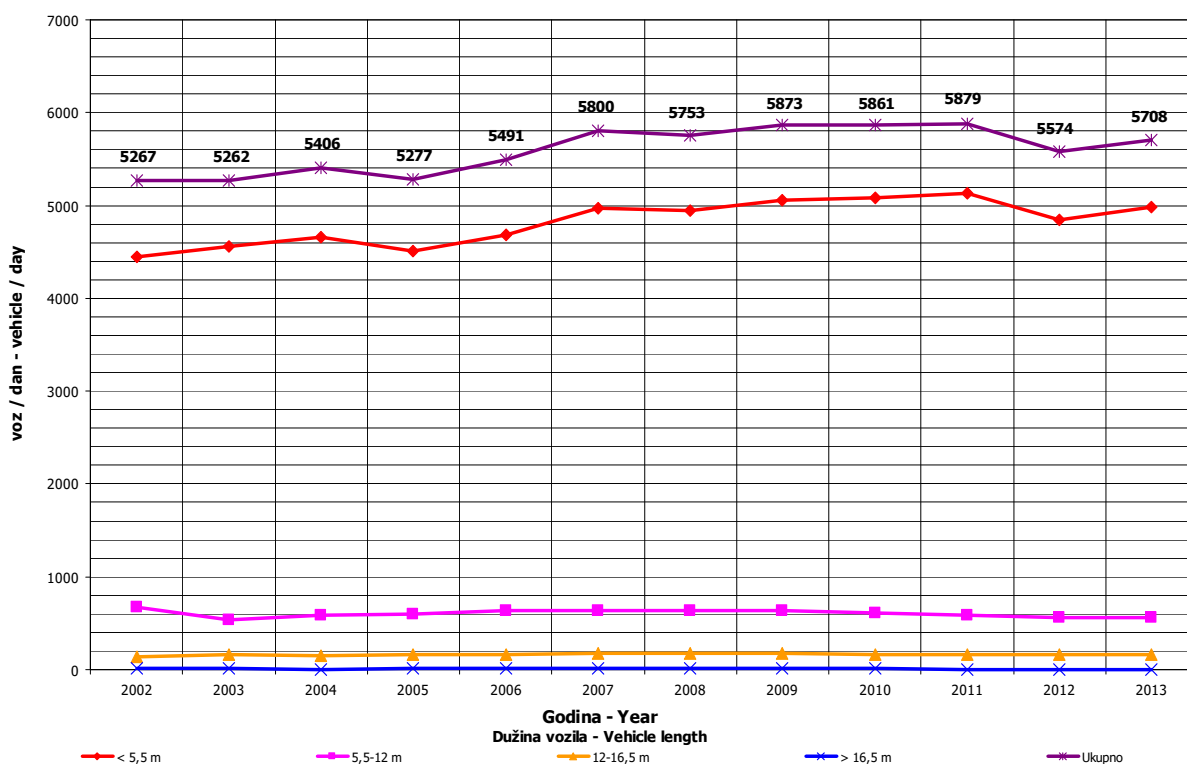
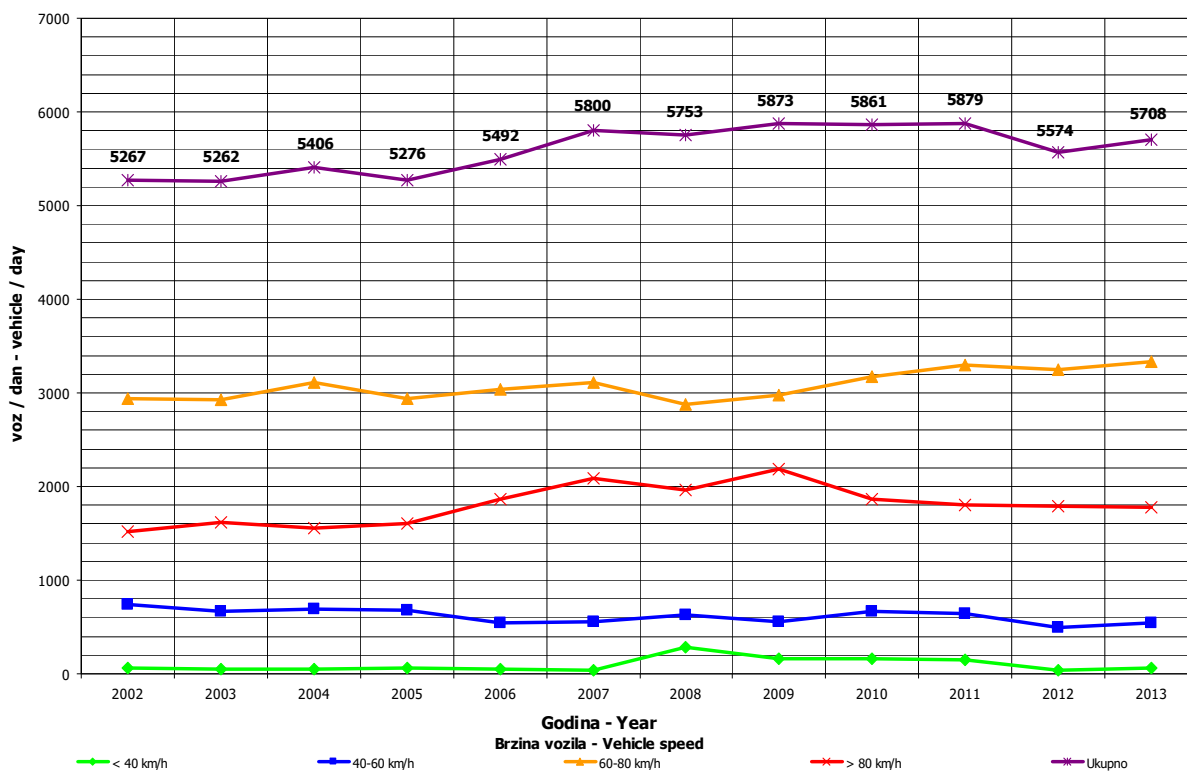
Month	Direction	minimum hour		maximum hour		veh/h	date/day	minimum day		maximum day		day time average (5-21 h)	night average (21-05 h)	working day average	weekend average	summer average
		date/day	hour	date/day	hour			date/day	veh/day	date/day	veh/day					
January	I	15/Tuesday	1	16/Wednesday	11	345	6/Sunday	1513	16/Wednesday	3237	2106	214	2480	2100		
	II	15/Tuesday	2	20/Sunday	11	352	7/Monday	1653	4/Friday	3014	2108	194	2459	2084		
	I+II	15/Tuesday	2	20/Sunday	11	664	1/Tuesday	3336	16/Wednesday	5861	4214	408	4939	4184		
February	I	6/Wednesday	1	1/Friday	15	270	3/Sunday	1806	1/Friday	2629	2045	166	2263	2081		
	II	18/Monday	3	1/Friday	16	231	3/Sunday	1611	1/Friday	2728	2063	162	2300	2037		
	I+II	19/Tuesday	1	1/Friday	15	465	3/Sunday	3417	1/Friday	5357	4108	328	4563	4119		
March	I	5/Tuesday	1	29/Friday	15	286	26/Tuesday	2303	29/Friday	3052	2328	218	2547	2543		
	II	18/Monday	3	2/Saturday	15	273	24/Sunday	1961	29/Friday	3243	2347	200	2574	2490		
	I+II	15/Friday	2	29/Friday	15	524	24/Sunday	4288	29/Friday	6295	4675	418	5122	5033		
April	I	25/Thursday	1	26/Friday	15	290	2/Tuesday	2381	30/Tuesday	3387	2561	245	2823	2758		
	II	9/Tuesday	1	30/Tuesday	16	284	7/Sunday	2065	30/Tuesday	3828	2596	242	2891	2692		
	I+II	9/Tuesday	1	30/Tuesday	15	527	7/Sunday	4451	30/Tuesday	7215	5157	487	5714	5450		
May	I	10/Friday	2	6/Monday	11	395	9/Thursday	2436	6/Monday	3966	2630	312	3001	2860		
	II	14/Tuesday	2	1/Wednesday	9	351	26/Sunday	2276	18/Saturday	3391	2854	274	3001	2828		
	I+II	14/Tuesday	2	6/Monday	11	745	12/Sunday	4896	6/Monday	7218	5284	586	6002	5688		
June	I	5/Wednesday	2	23/Sunday	19	290	4/Tuesday	2661	24/Monday	3242	2586	359	2943	2946		2944
	II	10/Monday	3	15/Saturday	16	301	2/Sunday	2422	15/Saturday	3495	2664	307	3011	2890		2971
	I+II	5/Wednesday	2	11	16	515	2/Sunday	5175	28/Friday	6685	5249	666	5955	5836		5915
July	I	1/Monday	1	14/Sunday	20	391	13/Saturday	2998	21/Sunday	3804	2979	438	3380	3521		3417
	II	8/Monday	3	25/Thursday	16	308	7/Sunday	2873	26/Friday	3944	3019	355	3375	3372		3374
	I+II	10/Wednesday	2	15	16	586	1/Monday	6075	26/Friday	7643	5998	793	6756	6893		6791
August	I	15/Thursday	1	25/Sunday	19	347	29/Thursday	3031	6/Tuesday	3855	2968	444	3373	3509		3413
	II	20/Tuesday	4	2/Friday	17	339	19/Monday	2947	3/Saturday	4049	3033	366	3379	3450		3399
	I+II	232/Friday	2	19	16	596	26/Monday	6089	3/Saturday	7832	6002	811	6752	6959		6812
September	I	3/Tuesday	2	1/Sunday	19	363	3/Tuesday	2797	1/Sunday	3768	2758	343	3051	3220		3102
	II	18/Wednesday	3	14/Saturday	16	319	30/Monday	2702	6/Friday	3611	2786	299	3090	3075		3085
	I+II	25/Wednesday	2	11	16	534	3/Tuesday	5517	6/Friday	6838	5544	642	6140	6295		6187
October	I	1/Tuesday	2	6/Sunday	18	335	27/Sunday	2784	5/Saturday	3453	2774	266	3034	3057		
	II	1/Tuesday	2	11/Friday	17	299	27/Sunday	2293	18/Friday	3644	2786	252	3070	2946		
	I+II	1/Tuesday	2	4	14	567	27/Sunday	5077	18/Friday	7025	5559	518	6104	6002		
November	I	4/Monday	2	3/Sunday	18	299	24/Sunday	2281	4/Monday	3370	2563	305	2902	2802		
	II	26/Tuesday	3	8/Friday	18	312	24/Sunday	2216	8/Friday	3407	2572	303	2928	2771		
	I+II	18/Monday	3	9	16	555	24/Sunday	4497	4/Monday	6703	5136	608	5829	5573		
December	I	5/Thursday	1	31/Tuesday	13	319	15/Sunday	2385	31/Tuesday	3277	2437	225	2709	2547		
	II	10/Tuesday	3	23/Monday	11	304	30/Monday	1643	13/Friday	3077	2338	207	2585	2446		
	I+II	18/Wednesday	1	7	11	583	15/Sunday	4417	23/Monday	6010	4775	432	5294	4994		
Year	I	15.1/Tuesday	1	2	11	395	6.5/Monday	1513	6.8/Monday	3966	2665	295	2887	2802		3222
	II	15.1/Tuesday	2	0	11	352	20.1/Sunday	1653	7.1/Monday	4049	2584	264	2900	2734		3210
	I+II	19.2/Tuesday	1	4	11	745	6.5/Monday	3336	1.1/Tuesday	7832	5149	559	5787	5536		6432

GODIŠNJA NERAVNOMJERNOST SAOBRAĆAJNOG TOKA
TRAFFIC FLOW ANNUAL VARIATION

1

Automatski brojač broj - Automatic counter number
 Lokalitet - Location / Stacionaža - Mileage [km+m]
 Broj puta - Road number / Dionica - Section

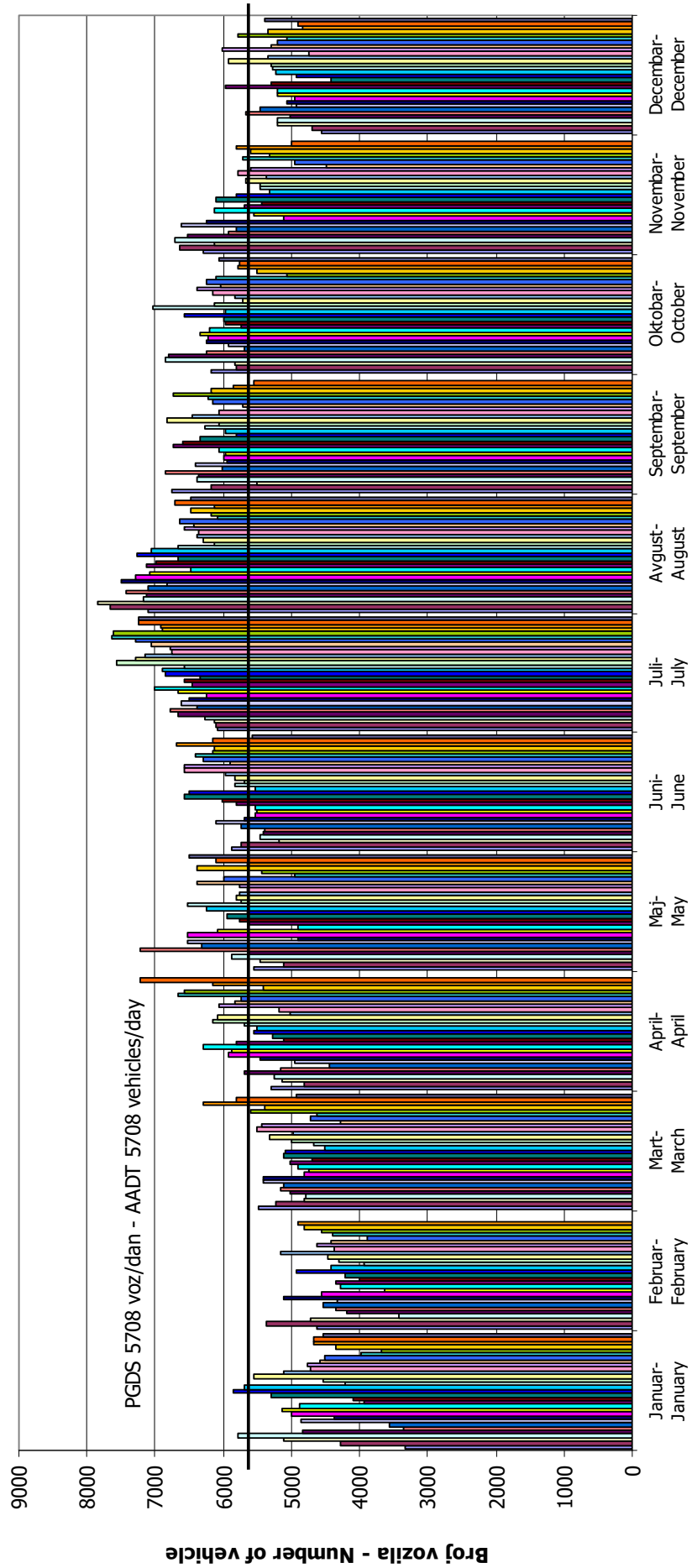
000001
 Bistrica / 3+217,00
 M 4 / Lamovita - Ivanjska



**DNEVNA NERAVNOMJERNOST SAOBRAĆAJNOG TOKA
 TRAFFIC FLOW DAILY VARIATION**

Automatski brojač broj - Automatic counter number
 Lokalizet - Location / Stacionaža - Mileage [km+tm]
 Broj puta - Road number/ Dionica - Section

000001
 Bištrica / 3+217,00
 M 4 / Lamovita - Ivanjska



Dani / Mjeseci - Days / Months

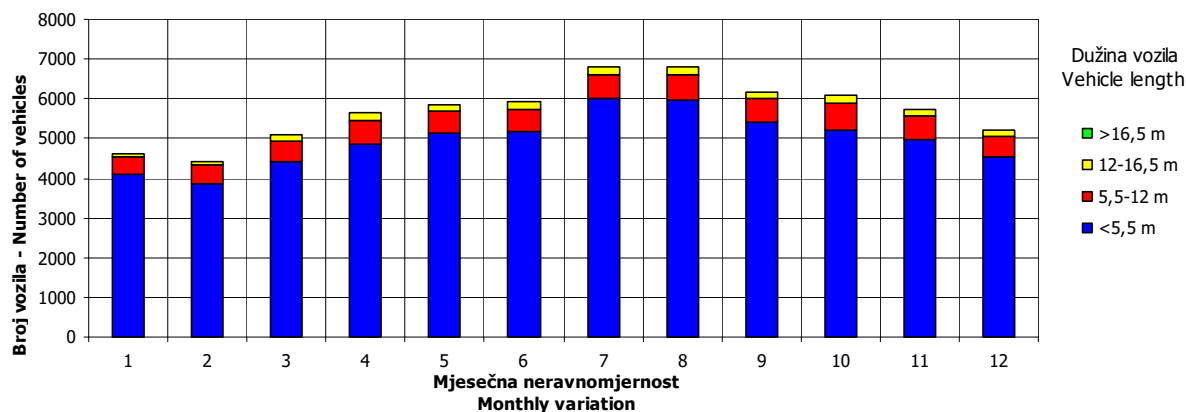
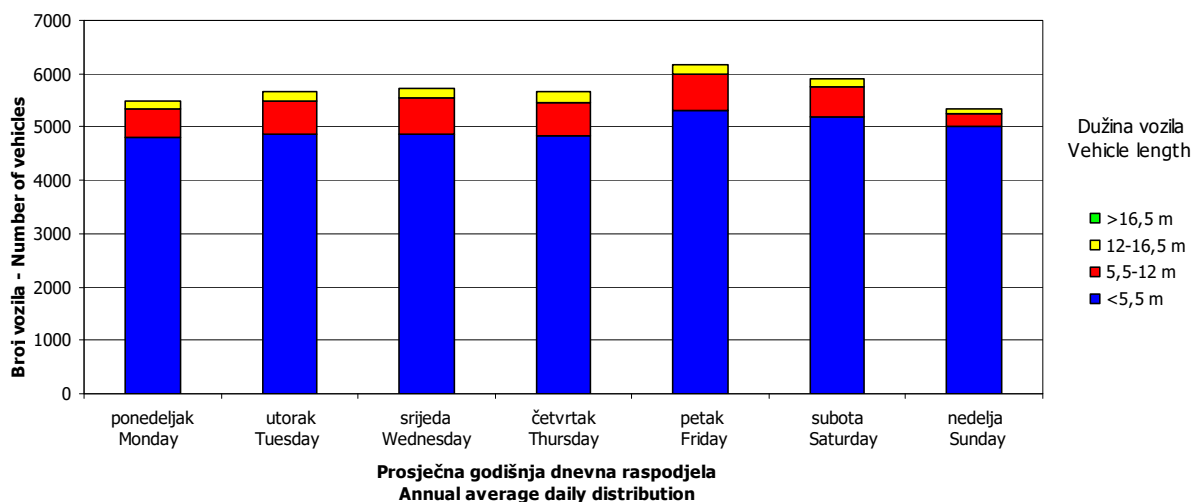
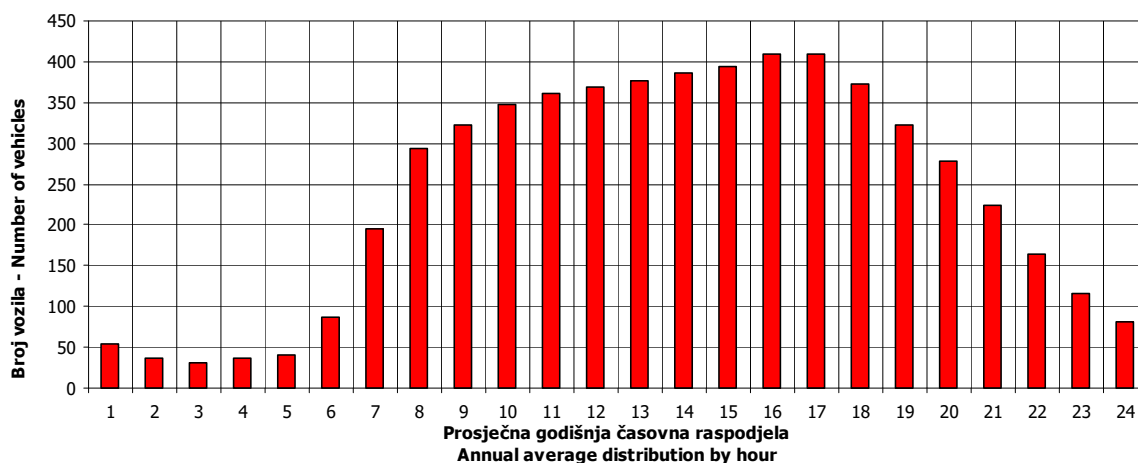
VREMENSKA RASPODJELA SAOBRAĆAJNOG TOKA
TRAFFIC FLOW TIME DISTRIBUTION

1

Automatski brojač broj - Automatic counter number
 Lokalizet - Location / Stacionaža - Mileage [km+m]
 Broj puta - Road number / Dionica - Section

000001
 Bistrica / 3+217,00
 M 4 / Lamovita - Ivanjska

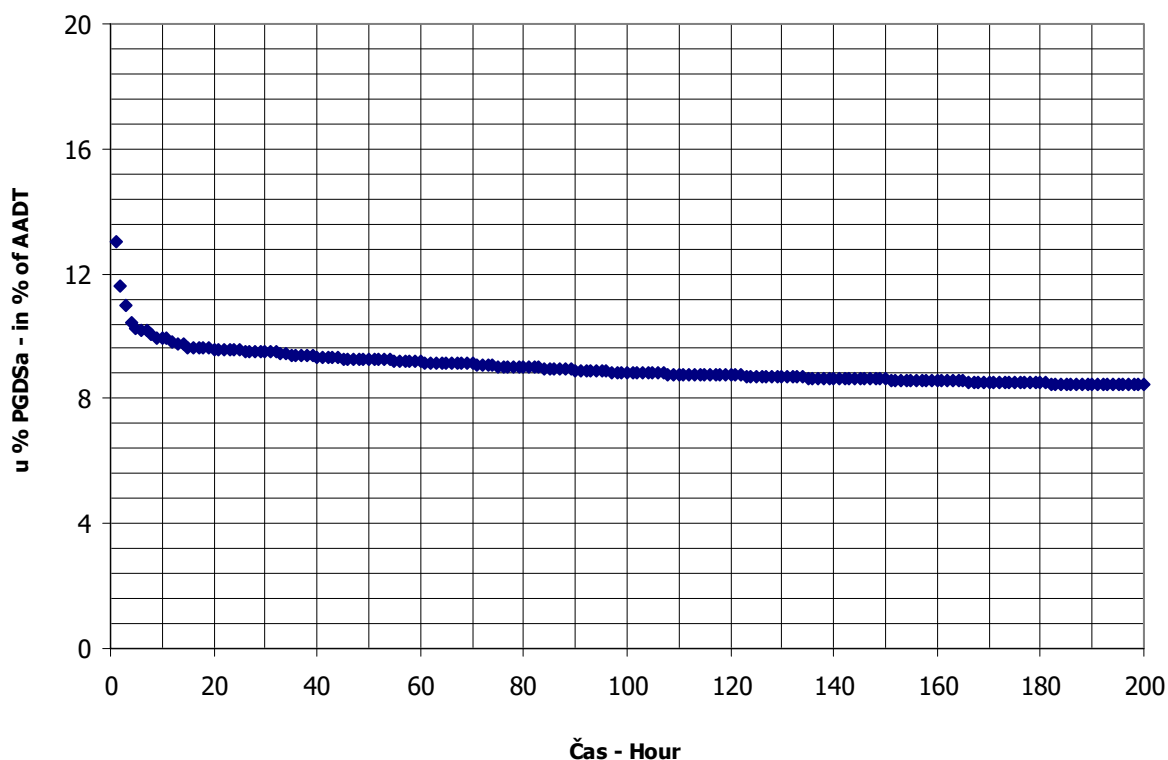
PGDS 5708 voz/dan AADT 5708 veh/day



SATNA DISTRIBUCIJA SAOBRAĆAJNOG TOKA TRAFFIC FLOW HOURLY DISTRIBUTION

Automatski brojač broj - Automatic counter number 000001
 Lokalitet - Location / Stacionaža - Mileage [km+m] Bistrica / 3+217,00
 Broj puta - Road number / Dionica - Section M 4 / Lamovita - Ivanjska

PGDS - AADT	5879 voz/dan - veh/day							
Čas - Hour	Maksimalni vršni sat - Maximum peak hour	10	20	30	40	50	100	200
Sat u danu - Hour of day	11	16	15	16	18	15	16	17
Sat u godini - Hour in year	3012	5297	7480	5105	6691	2872	2873	8562
Dan - Day of week	ponedeljak - Monday	petak - Friday	petak - Friday	četvrtak - Thursday	nedelja - Sunday	utorak - Tuesday	utorak - Tuesday	nedelja - Sunday
Datum - Date	6	9	8	1	6	30	30	23
Mjesec - Month	maj - May	avgust - August	novembar - November	avgust - August	oktobar - October	april - April	april - April	decembar - December
Vrijednost - Value	745	569	547	543	533	527	504	481
% - percent	13.05	9.97	9.58	9.51	9.34	9.23	8.83	8.43



BROJANJE VOZILA NA MREŽI PUTEVA U REPUBLICI SRPSKOJ – 2013. GODINA
VEHICLE COUNTING ON THE ROAD NETWORK OF THE REPUBLIC OF SRPSKA – YEAR 2013

MJESEČNI BROJ VOZILA
MONTHLY NUMBER OF VEHICLES

Automatski brojač broj - Automatic counter number
 Lokalitet - Location / Stacionaža - Mileage [km+m]
 Broj puta - Road number / Dionica - Section

000002
 Ništavci / 9+914,00
 M 15 / Tukovi - granica / border RS (Koprivna)

2

	Mjesec - Month											
	Januar- January	Februar- February	Mart- March	April- April	Maj- May	Jun- June	Juli- July	August- August	Septembar- September	Oktober- October	Novembar- November	Decembar- December
1	2279	2444	2713	3496	3474	3477	3457	5557	3850	2719	3229	2377
2	2880	2489	2585	2780	3431	3103	3282	5839	3685	2742	3797	2238
3	3284	1614	2297	2683	3873	2881	3444	7045	3682	2791	3358	2340
4	3416	1969	2381	2635	4276	2621	3097	5827	3907	3358	3768	2201
5	3212	2025	2412	3024	3553	2663	3917	4972	3435	3457	3659	2211
6	2314	2052	2430	2873	3301	2811	4292	5092	3637	3113	2737	2676
7	2192	2204	2348	2394	3123	3000	4336	4876	3812	2808	2683	2575
8	2522	2540	2681	2559	3139	3245	4032	4807	3532	2897	3286	2388
9	2189	2259	3017	2547	3107	3061	4087	5116	3142	3010	3499	2396
10	2458	1806	2363	2726	3413	2839	3589	5728	3083	2919	3414	2234
11	2363	2006	2451	2698	3260	2614	3595	5900	3072	2993	3381	2317
12	2369	1986	2421	3097	2599	2837	4403	4430	3110	3392	2996	2373
13	1918	1580	2389	3163	2812	2887	4797	4244	3560	2952	2757	2744
14	2147	1862	2120	2685	2672	3336	4885	4049	3456	2878	2693	2666
15	2021	2237	2297	2845	2905	3510	4123	4188	3184	2776	2814	2302
16	1575	2332	2477	2770	2838	3037	4289	4499	2977	3013	2942	2394
17	2359	1789	2228	2688	3134	2927	4275	4657	2765	2825	2596	2206
18	1972	2009	2348	2782	3519	2738	4338	3911	2805	3256	2443	2333
19	2187	1974	2298	3084	3085	2942	5251	3537	2928	3222	2432	2367
20	2332	2254	2566	3203	2990	3091	5643	3236	3359	3055	2403	2717
21	2326	1970	2429	2678	2859	3403	5440	3364	3379	2804	2307	2556
22	2115	2254	2749	2690	2783	4163	4857	3284	3361	2822	2646	2449
23	2106	2295	3012	2583	2775	3865	5131	3669	2792	2927	2794	2544
24	1986	1884	2548	2826	3070	3414	5249	3968	2738	2809	2457	2128
25	2072	2077	2513	2883	3057	3403	5135	3722	2645	2886	2634	2173
26	2061	2116	2245	3424	2719	3173	5852	3507	2572	2855	2471	2198
27	1746	2091	2296	3826	2735	3120	6612	3297	3190	2661	2246	2911
28	1999	2289	2865	3245	2295	3519	5871	3388	3364	2598	2428	3341
29	1985		3744	3450	2855	3712	5476	3423	3150	2466	2658	2674
30	2118		2889	4144	3096	3471	5297	3798	2863	3508	2674	2113
31	2188		3053		3363		5475	3919		2799		2721
Ukupno- Total	70691	58407	79165	88481	96111	94863	143527	136849	97035	91311	86202	75863
Prosje- Average	2280	5310	2554	2949	3100	3162	4630	4414	3235	2946	2873	2447
Godišnji prosjek (PGDS) - Annual average (AADT)												3064

BROJANJE VOZILA NA MREŽI PUTEVA U REPUBLICI SRPSKOJ – 2013. GODINA
VEHICLE COUNTING ON THE ROAD NETWORK OF THE REPUBLIC OF SRPSKA – YEAR 2013

STRUKTURA SAOBRAĆAJNOG TOKA
TRAFFIC FLOW COMPOSITION

Automatski brojač broj - Automatic counter number
 Lokalizet - Location / Stacionaža - Mileage [km+m]
 Broj puta - Road number / Dionica - Section

000002
 Ništavci / 9+914,00
 M 15 / Tukovi - granica / border RS (Koprivna)

Mjesec - Month	Smjer - Direction	Dužina vozila - Vehicle length								Ukupno - Total
		< 5,5 m	(%)	5,5 - 12 m	(%)	12 - 16,5 m	(%)	< 16,5 m	(%)	
Januar - January	I	33606	93.1	2169	6.0	315	0.9	10	0.0	36100
	II	32058	92.7	2195	6.3	325	0.9	13	0.0	34591
	ukupno - total	65664	92.9	4364	6.2	640	0.9	23	0.0	70691
Februar - February	I	26642	91.5	2142	7.4	317	1.1	11	0.0	29112
	II	26757	91.3	2220	7.6	305	1.0	13	0.0	29295
	ukupno - total	53399	91.4	4362	7.5	622	1.1	24	0.0	58407
Mart - March	I	35697	91.4	2923	7.5	433	1.1	9	0.0	39062
	II	36602	91.3	3068	7.7	427	1.1	6	0.0	40103
	ukupno - total	72299	91.3	5991	7.6	860	1.1	15	0.0	79165
April - April	I	39765	90.7	3538	8.1	529	1.2	9	0.0	43841
	II	40596	90.9	3514	7.9	514	1.2	16	0.0	44640
	ukupno - total	80361	90.8	7052	8.0	1043	1.2	25	0.0	88481
Maj - May	I	44815	92.2	3254	6.7	530	1.1	5	0.0	48604
	II	43927	92.5	3081	6.5	488	1.0	11	0.0	47507
	ukupno - total	88742	92.3	6335	6.6	1018	1.1	16	0.0	96111
Juni - June	I	43512	92.1	3228	6.8	497	1.1	8	0.0	47245
	II	44042	92.5	3052	6.4	504	1.1	20	0.0	47618
	ukupno - total	87554	92.3	6280	6.6	1001	1.1	28	0.0	94863
Juli - July	I	65776	93.8	3747	5.3	609	0.9	19	0.0	70151
	II	69204	94.3	3543	4.8	614	0.8	15	0.0	73376
	ukupno - total	134980	94.0	7290	5.1	1223	0.9	34	0.0	143527
Avgust - August	I	64497	94.0	3483	5.1	655	1.0	9	0.0	68644
	II	64074	93.9	3476	5.1	643	0.9	12	0.0	68205
	ukupno - total	128571	94.0	6959	5.1	1298	0.9	21	0.0	136849
Septembar - September	I	44724	91.0	3243	6.6	502	1.0	664	1.4	49133
	II	44209	92.3	3186	6.7	504	1.1	3	0.0	47902
	ukupno - total	88933	91.7	6429	6.6	1006	1.0	667	0.7	97035
Oktobar - October	I	41243	90.1	3879	8.5	633	1.4	11	0.0	45766
	II	41264	90.6	3699	8.1	575	1.3	7	0.0	45545
	ukupno - total	82507	90.4	7578	8.3	1208	1.3	18	0.0	91311
Novembar - November	I	39286	91.4	3219	7.5	469	1.1	7	0.0	42981
	II	39705	91.9	3086	7.1	420	1.0	10	0.0	43221
	ukupno - total	78991	91.6	6305	7.3	889	1.0	17	0.0	86202
Decembar - December	I	33642	91.0	2948	8.0	361	1.0	11	0.0	36962
	II	35620	91.6	2924	7.5	349	0.9	8	0.0	38901
	ukupno - total	69262	91.3	5872	7.7	710	0.9	19	0.0	75863
Ukupno (godišnje) - Total (annual)	I	513205	92.0	37773	6.8	5850	1.0	773	0.1	557601
	II	518058	92.4	37044	6.6	5668	1.0	134	0.0	560904
	ukupno - total	1031263	92.2	74817	6.7	11518	1.0	907	0.1	1118505
Prosjeak (PGDS) - Average (AADT)	I	1406	92.0	103	6.8	16	1.0	2	0.1	1528
	II	1419	92.4	101	6.6	16	1.0	0	0.0	1537
	ukupno - total	2825	92.2	205	6.7	32	1.0	2	0.1	3064

BRONANJE VOZILA NA MREŽI PUTEVA U REPUBLICI SRPSKOJ – 2013. GODINA
VEHICLE COUNTING ON THE ROAD NETWORK OF THE REPUBLIC OF SRPSKA – YEAR 2013

SAOBRAĆAJNI POKAZATELJI

Automatski brojač broj
 Lokalizet / Stacionaža [km+m]
 Broj puta / Dionica

000002
 Ništavci / 9+914,00
 M 15 / Tukovi - granica / border RS (Koprivna)

Mjesec	Snjir	minimalni čas		maksimalni čas		minimalni dan		maksimalni dan		dnevni prosjek (05-21 h)	noćni prosjek (21-05 h)	prosjek radnim danom	prosjek vikendom	ljetni prosjek
		datum/dan	čas	voz/h	datum/dan	čas	voz/h	datum/dan	voz/dan					
Januar	I	3/četvrtak	2	0	4/petak	12	181	16/srijeda	808	1811	1082	662	503	
	II	22/utorak	2	0	3/četvrtak	16	155	16/srijeda	767	1605	1020	656	460	
	I+II	23/srijeda	2	0	4/petak	12	307	16/srijeda	1575	3416	2102	1318	962	
Februar	I	3/nedjelja	4	0	16/subota	11	131	13/srijeda	785	1244	983	737	302	
	II	12/utorak	3	0	23/subota	12	122	3/nedjelja	779	1339	960	761	286	
	I+II	19/utorak	3	1	16/subota	11	249	13/srijeda	1580	2540	1943	1498	588	
Mart	I	5/utorak	2	0	9/subota	11	133	14/četvrtak	1039	1562	1186	827	433	
	II	6/srijeda	4	0	9/subota	10	170	17/nedjelja	1044	2188	1178	873	420	
	I+II	7/četvrtak	3	1	29/petak	15	282	14/četvrtak	2120	3744	2363	190	1700	854
April	I	4/četvrtak	2	0	1/ponedjeljak	11	170	9/utorak	1253	2054	1359	103	1064	397
	II	10/srijeda	3	0	30/utorak	17	187	7/nedjelja	1104	2305	1349	140	1083	405
	I+II	18/četvrtak	2	0	27/subota	11	317	7/nedjelja	2394	4144	2707	242	2147	802
Maj	I	13/ponedjeljak	1	0	4/subota	11	197	28/utorak	1291	2303	1437	130	845	723
	II	28/utorak	16	0	1/srijeda	10	188	28/utorak	1004	1973	1373	159	860	673
	I+II	8/srijeda	1	2	6/ponedjeljak	11	345	28/utorak	2295	4276	2810	290	1705	1395
Juni	I	12/srijeda	2	0	1/subota	14	183	4/utorak	1310	2033	1416	159	991	584
	II	6/četvrtak	3	0	22/subota	10	180	11/utorak	1295	2281	1404	183	1017	571
	I+II	5/srijeda	2	2	22/subota	10	306	11/utorak	2614	4163	2820	342	2007	1155
Juli	I	3/srijeda	2	4	24/srijeda	8	265	4/četvrtak	1607	3109	1989	273	1600	2663
	II	4/četvrtak	17	1	27/subota	16	274	4/četvrtak	1490	3503	2070	297	1679	688
	I+II	2/utorak	3	7	27/subota	16	515	4/četvrtak	3097	6612	4060	570	3279	1351
Avgust	I	14/srijeda	1	4	3/subota	10	332	20/utorak	1592	3554	1962	253	1481	733
	II	19/ponedjeljak	3	2	3/subota	14	272	20/utorak	1644	3491	1940	261	1492	708
	I+II	29/četvrtak	2	8	3/subota	10	552	20/utorak	3236	7045	3901	513	2973	1441
Septembar	I	10/utorak	1	1	1/nedjelja	18	190	26/četvrtak	1271	2092	1502	136	1095	542
	II	18/srijeda	3	0	3/utorak	17	169	26/četvrtak	1301	1921	1439	158	1103	494
	I+II	23/ponedjeljak	2	2	4/srijeda	11	303	26/četvrtak	2572	3907	2941	293	2198	1036
Oktobar	I	21/ponedjeljak	2	0	30/srijeda	12	166	29/utorak	1245	1900	1380	96	1066	410
	II	8/utorak	2	0	12/subota	16	164	29/utorak	1221	1834	1346	123	1083	387
	I+II	2/srijeda	3	2	30/srijeda	16	289	29/utorak	2466	3508	2726	219	2149	797
Novembar	I	14/četvrtak	2	0	5/utorak	13	196	27/srijeda	1119	2091	1317	116	941	492
	II	14/četvrtak	5	0	2/subota	16	177	27/srijeda	1127	2217	1277	163	938	503
	I+II	20/srijeda	4	1	4/ponedjeljak	12	317	27/srijeda	2246	3792	2594	279	1879	995
Decembar	I	2/ponedjeljak	3	0	1/nedjelja	18	130	30/ponedjeljak	1016	1327	1114	78	829	363
	II	3/utorak	4	0	28/subota	14	187	24/utorak	1049	2038	1145	110	865	390
	I+II	4/srijeda	2	1	28/subota	12	279	30/ponedjeljak	2113	3341	2259	188	1695	753
Godina	I	3.1/četvrtak	2	0	3.8/subota	10	332	13.2/srijeda	785	3554	1397	130	1480	1631
	II	22.1/utorak	2	0	27.7/subota	16	274	16.1/srijeda	767	3503	1379	158	1513	1588
	I+II	23.1/srijeda	2	0	3.8/subota	10	552	16.1/srijeda	1575	7045	2776	289	2993	3219

BROJANJE VOZILA NA MREŽI PUTEVA U REPUBLICI SRPSKOJ – 2013. GODINA
VEHICLE COUNTING ON THE ROAD NETWORK OF THE REPUBLIC OF SRPSKA – YEAR 2013

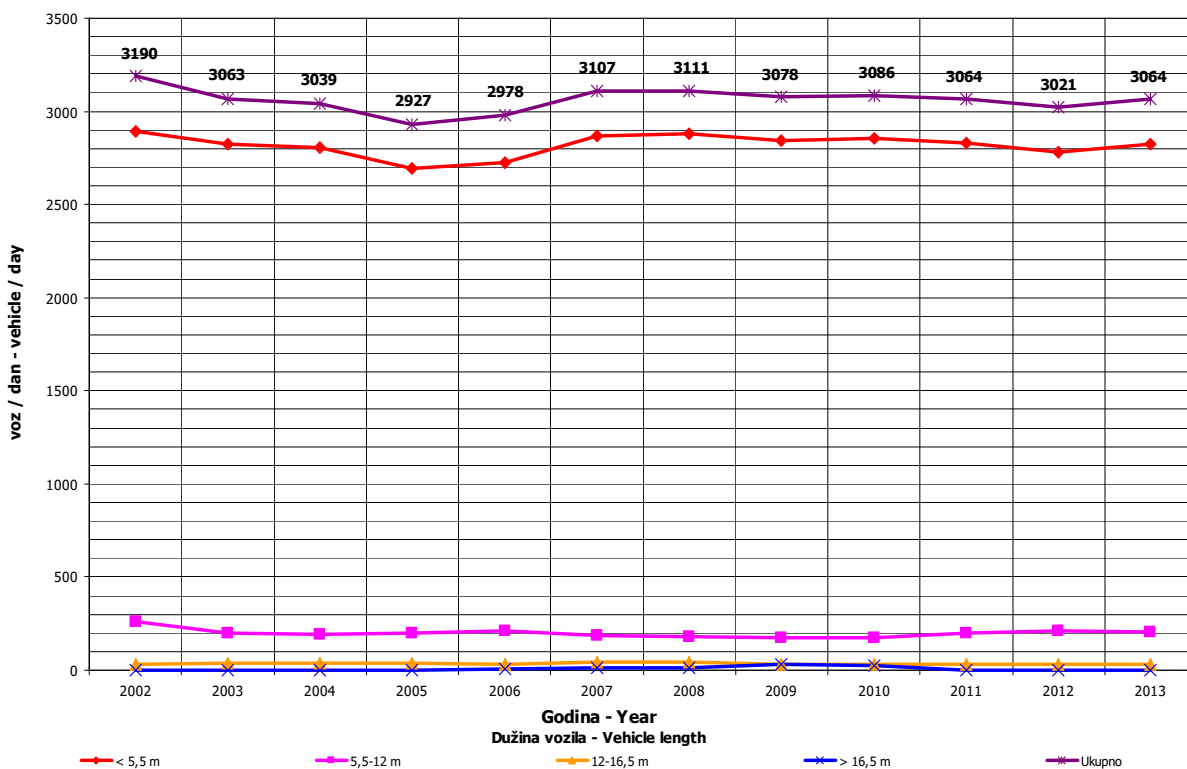
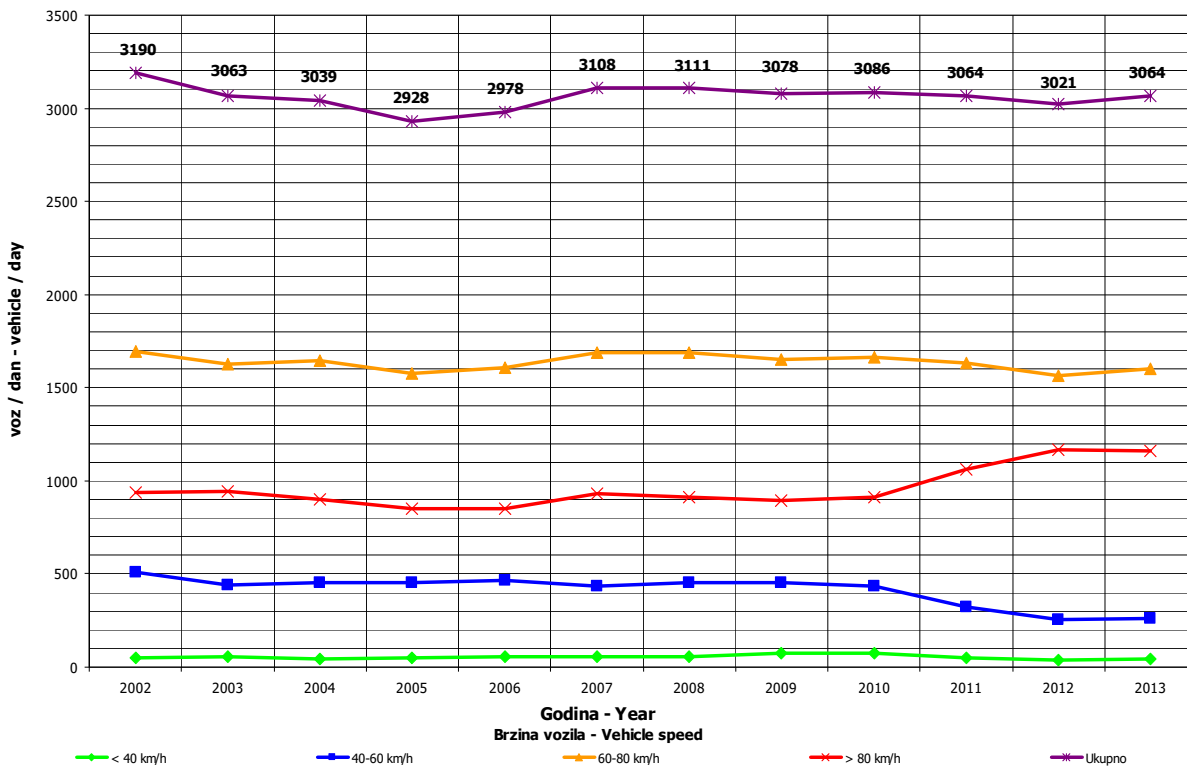
TRAFFIC PARAMETERS

Automatic counter number 000002
 Location / Mileage [km+m] Ništavci / 9+914,00
 Road number / Section M 15 / Tukovi - granica / border RS (Koprivna)

Month	Direction	minimum hour		maximum hour		veh/h		veh/day		minimum day		maximum day		veh/day	day time average (5-21 h)	night average (21-05 h)	working day average	weekend average	summer average
		date/day	hour	date/day	hour	veh/h	veh/day	date/day	veh/day	date/day	veh/day								
January	I	3/Thursday	2	0	4/Friday	12	181	808	1811	16/Wednesday	808	4/Friday	1811	1082	82	662	503		
	II	22/Tuesday	2	0	3/Thursday	16	155	767	1605	16/Wednesday	767	4/Friday	1605	1020	96	656	460		
	I+II	23/Wednesday	2	0	4/Friday	12	307	1575	3416	16/Wednesday	1575	4/Friday	3416	2102	178	1318	962		
February	I	3/Sunday	4	0	16/Saturday	11	131	785	1244	13/Wednesday	785	2/Saturday	1244	983	56	737	302		
	II	12/Tuesday	3	0	23/Saturday	12	122	779	1339	3/Sunday	779	8/Friday	1339	960	87	761	286		
	I+II	19/Tuesday	3	1	16/Saturday	11	249	1580	2540	13/Wednesday	1580	8/Friday	2540	1943	143	1498	588		
March	I	5/Tuesday	2	0	9/Saturday	11	133	1039	1562	14/Thursday	1039	31/Sunday	1562	1186	74	827	433		
	II	6/Wednesday	4	0	9/Saturday	10	170	1044	2188	17/Sunday	1044	29/Friday	2188	1178	116	873	420		
	I+II	7/Thursday	3	1	29/Friday	15	282	2120	3744	14/Thursday	2120	29/Friday	3744	2363	190	1700	854		
April	I	4/Thursday	2	0	1/Monday	11	170	1253	2054	9/Tuesday	1253	1/Monday	2054	1359	103	1064	397		
	II	10/Wednesday	3	0	30/Tuesday	17	187	1104	2305	7/Sunday	1104	30/Tuesday	2305	1349	140	1083	405		
	I+II	18/Thursday	2	0	27/Saturday	11	317	2394	4144	7/Sunday	2394	30/Tuesday	4144	2707	242	2147	802		
May	I	28/Tuesday	1	0	4/Saturday	11	197	1291	1973	28/Tuesday	1291	4/Saturday	1973	1437	130	845	723		
	II	8/Wednesday	16	0	1/Wednesday	10	188	1004	2295	28/Tuesday	1004	4/Saturday	2295	1373	159	860	673		
	I+II	12/Wednesday	2	0	6/Monday	11	345	2295	4276	28/Tuesday	2295	4/Saturday	4276	2810	290	1705	1395		
June	I	6/Thursday	3	0	1/Saturday	14	183	1310	2033	4/Tuesday	1310	23/Sunday	2033	1416	159	991	584	1575	
	II	6/Thursday	3	0	22/Saturday	10	180	1295	2281	11/Tuesday	1295	22/Saturday	2281	1404	183	1017	571	1587	
	I+II	5/Wednesday	2	2	22/Saturday	10	306	2614	4163	11/Tuesday	2614	22/Saturday	4163	2820	342	2007	1155	3162	
July	I	3/Wednesday	2	4	24/Wednesday	8	265	1607	3109	4/Thursday	1607	27/Saturday	3109	1989	273	1600	663	2263	
	II	4/Thursday	17	1	27/Saturday	16	274	1490	3503	4/Thursday	1490	27/Saturday	3503	2070	297	1679	688	2367	
	I+II	2/Tuesday	3	7	27/Saturday	16	515	3097	6612	4/Thursday	3097	27/Saturday	6612	4060	570	3279	1351	4630	
August	I	14/Wednesday	1	4	3/Saturday	10	332	1592	3554	20/Tuesday	1592	3/Saturday	3554	1962	253	1481	733	2214	
	II	19/Monday	3	2	3/Saturday	14	272	1644	3491	20/Tuesday	1644	3/Saturday	3491	1940	261	1492	708	2200	
	I+II	29/Thursday	2	8	3/Saturday	10	552	3236	7045	20/Tuesday	3236	3/Saturday	7045	3901	513	2973	1441	4414	
September	I	10/Tuesday	1	1	1/Sunday	18	190	1271	2092	26/Thursday	1271	1/Sunday	2092	1502	136	1095	542	1638	
	II	18/Wednesday	3	0	3/Tuesday	17	169	1301	1921	26/Thursday	1301	4/Wednesday	1921	1439	158	1103	494	1597	
	I+II	23/Monday	2	2	4/Wednesday	11	303	2572	3907	26/Thursday	2572	4/Wednesday	3907	2941	293	2198	1036	3235	
October	I	21/Monday	2	0	30/Wednesday	12	166	1245	1900	29/Tuesday	1245	30/Wednesday	1900	1380	96	1066	410		
	II	8/Tuesday	2	0	12/Saturday	16	164	1221	1834	29/Tuesday	1221	4/Friday	1834	1346	123	1083	387		
	I+II	2/Wednesday	3	2	30/Wednesday	16	289	2466	3508	29/Tuesday	2466	30/Wednesday	3508	2726	219	2149	797		
November	I	14/Thursday	2	0	5/Tuesday	13	196	1119	2091	27/Wednesday	1119	5/Tuesday	2091	1317	116	941	492		
	II	14/Thursday	5	0	2/Saturday	16	177	1127	2217	27/Wednesday	1127	2/Saturday	2217	1277	163	938	503		
	I+II	20/Wednesday	4	1	4/Monday	12	317	2246	3797	27/Wednesday	2246	2/Saturday	3797	2594	279	1879	995		
December	I	2/Monday	3	0	1/Sunday	18	130	1016	1327	30/Monday	1016	23/Monday	1327	1114	78	829	363		
	II	3/Tuesday	4	0	28/Saturday	14	187	1049	2038	24/Tuesday	1049	28/Saturday	2038	1145	110	865	390		
	I+II	4/Wednesday	2	1	28/Saturday	12	279	2113	3341	30/Monday	2113	28/Saturday	3341	2259	188	1695	753		
Year	I	3.1/Tuesday	2	0	3.8/Saturday	10	332	785	3554	13.2/Wednesday	785	3.8/Saturday	3554	1397	130	1480	1631	1928	
	II	22.1/Thursday	2	0	27.7/Saturday	16	274	767	3503	16.1/Wednesday	767	27.7/Saturday	3503	1379	158	1513	1588	1943	
	I+II	23.1/Wednesday	2	0	3.8/Saturday	10	552	1575	7045	16.1/Wednesday	1575	3.8/Saturday	7045	2776	289	2993	3219	3871	

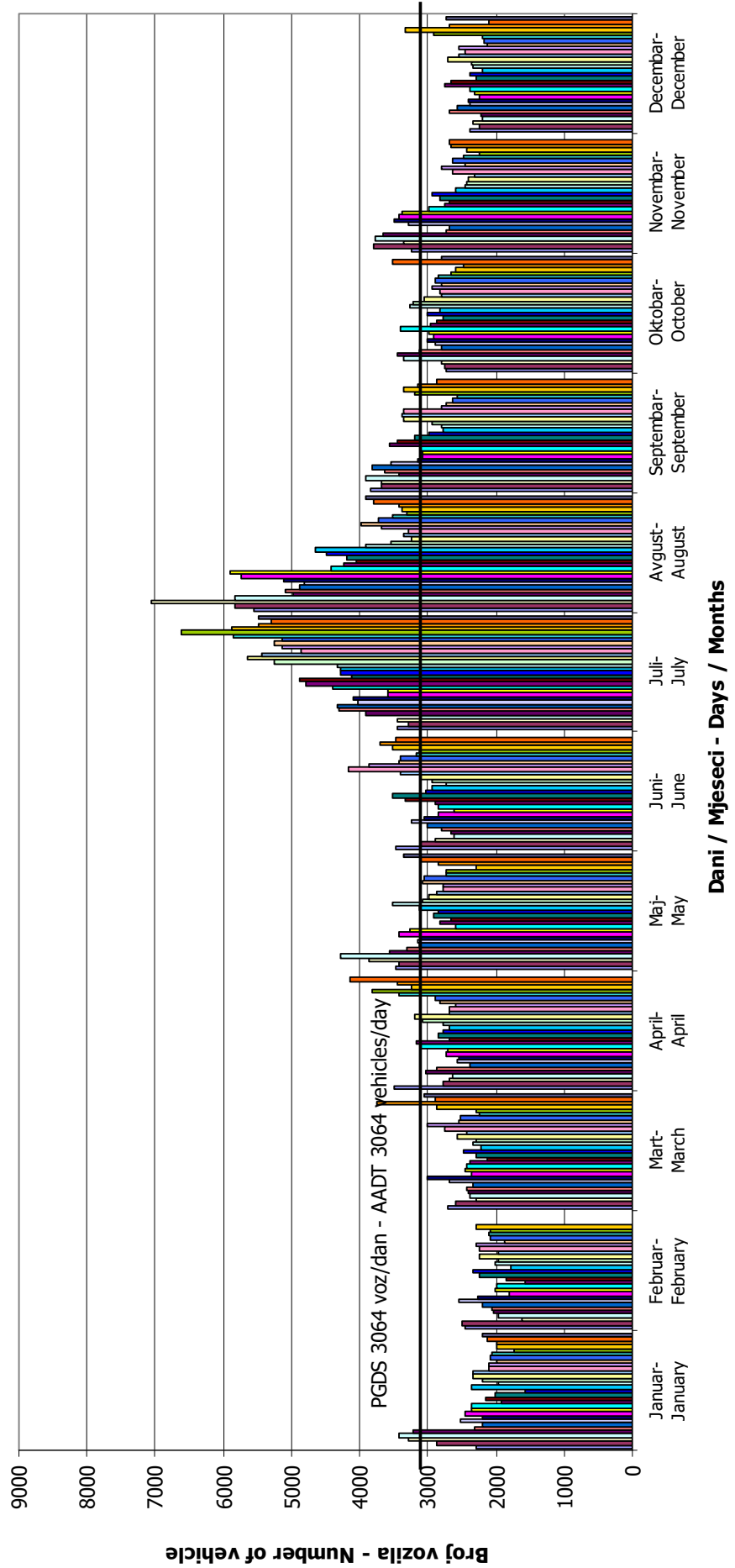
GODIŠNJA NERAVNOMJERNOST SAOBRAĆAJNOG TOKA TRAFFIC FLOW ANNUAL VARIATION

Automatski brojač broj - Automatic counter number 000002
 Lokalitet - Location / Stacionaža - Mileage [km+m] Ništavci / 9+914,00
 Broj puta - Road number / Dionica - Section M 15 / Tukovi - granica / border RS (Koprivna)



**DNEVNA NERAVNOMJERNOST SAOBRAĆAJNOG TOKA
 TRAFFIC FLOW DAILY VARIATION**

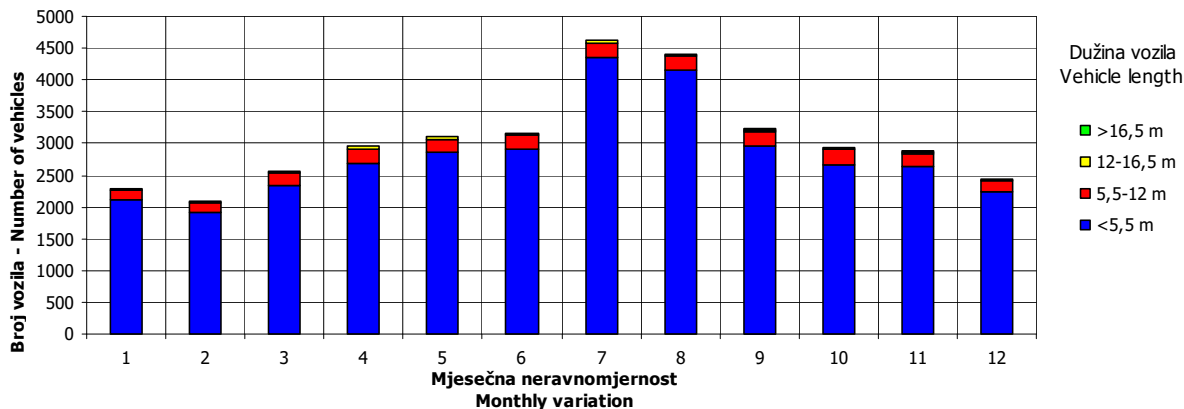
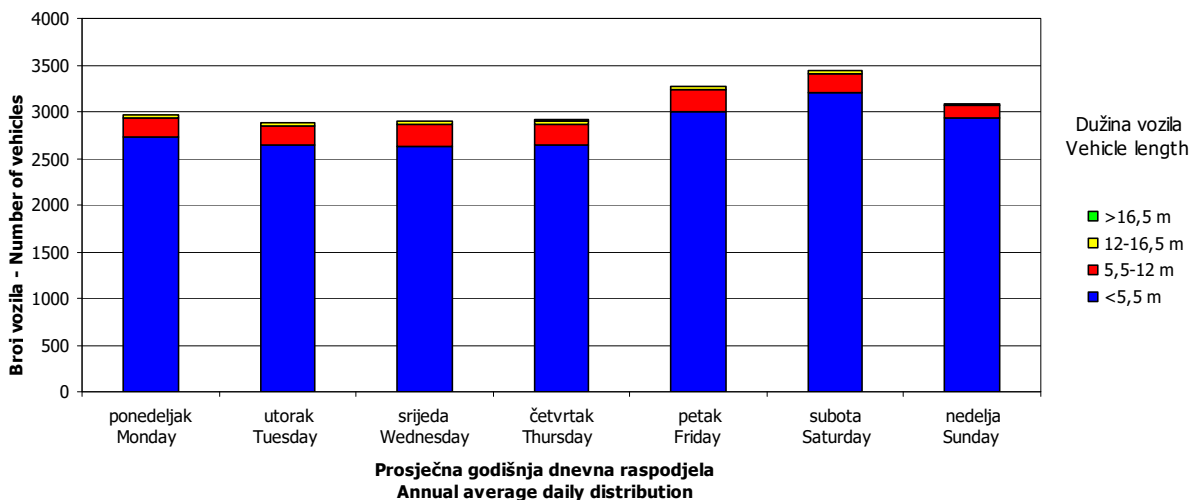
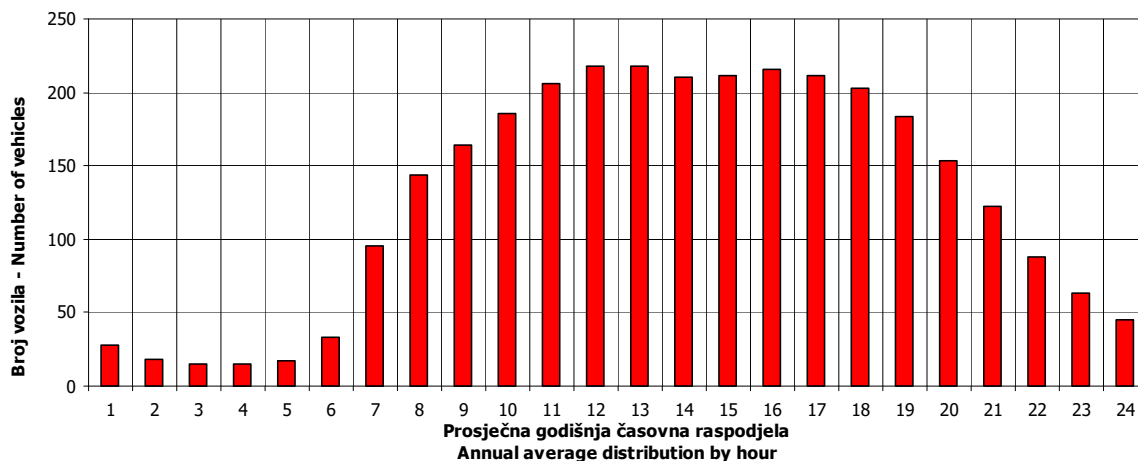
Automatski brojač broj - Automatic counter number 000002
 Lokalityet - Location / Stacionaža - Mileage [km+tm] Ništavci / 9+914,00
 Broj puta - Road number/ Dionica - Section M 15 / Tukovi - granica / border RS (Koprivna)



VREMENSKA RASPODJELA SAOBRAĆAJNOG TOKA
TRAFFIC FLOW TIME DISTRIBUTION

Automatski brojač broj - Automatic counter number 000002
 Lokalizet - Location / Stacionaža - Mileage [km+m] Ništavci / 9+914,00
 Broj puta - Road number / Dionica - Section M 15 / Tukovi - granica / border RS (Koprivna)

PGDS 3064 voz/dan AADT 3064 veh/day

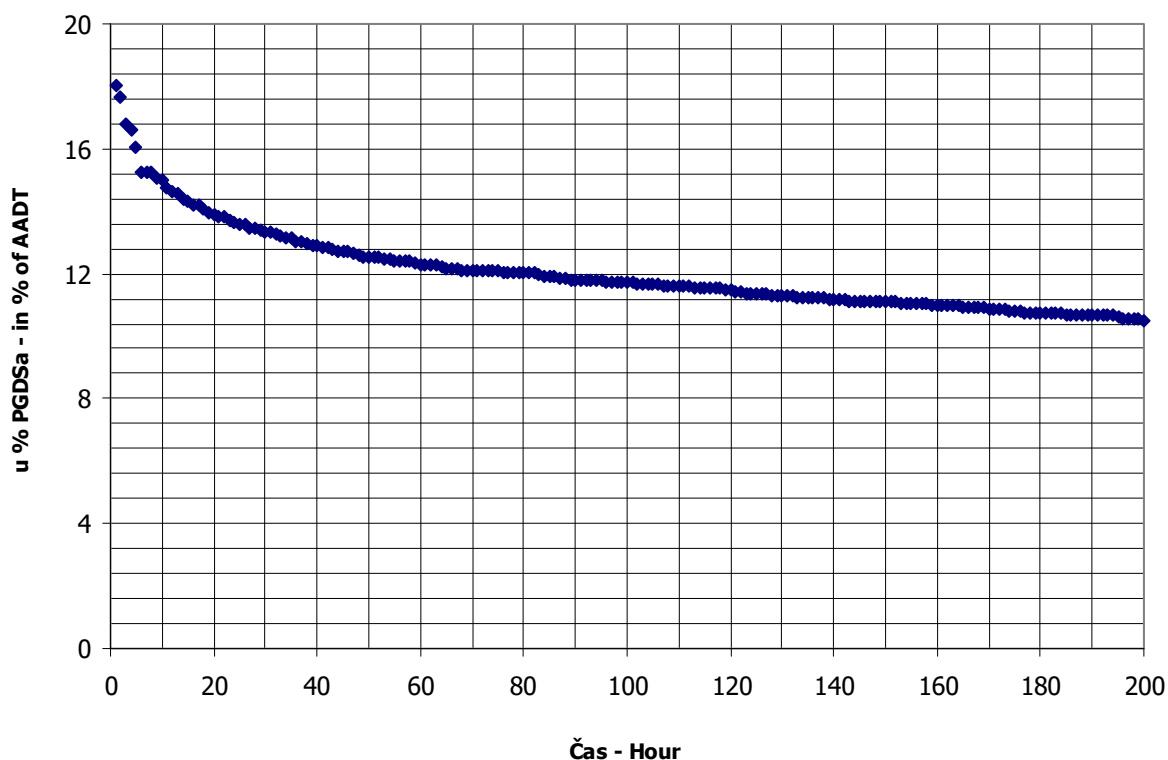


SATNA DISTRIBUCIJA SAOBRAĆAJNOG TOKA TRAFFIC FLOW HOURLY DISTRIBUTION

Automatski brojač broj - Automatic counter number
 Lokalitet - Location / Stacionaža - Mileage [km+m]
 Broj puta - Road number / Dionica - Section

000002
 Ništavci / 9+914,00
 M 15 / Tukovi - granica / border RS (Koprivna)

PGDS - AADT	3064 voz/dan - veh/day							
Čas - Hour	Maksimalni vršni sat - Maximum peak hour	10	20	30	40	50	100	200
Sat u danu - Hour of day	10	15	9	12	13	14	13	18
Sat u godini - Hour in year	5146	4983	5145	5028	5005	5126	5221	5058
Dan - Day of week	subota-Saturday	subota-Saturday	subota-Saturday	ponedeljak-Monday	nedelja-Sunday	petak-Friday	utorak-Tuesday	utorak-Tuesday
Datum - Date	3	27	3	29	28	2	6	30
Mjesec - Month	avgust-August	juli-July	avgust-August	juli-July	juli-July	avgust-August	avgust-August	juli-July
Vrijednost - Value	552	453	423	408	393	384	359	322
% - percent	18.01	14.78	13.80	13.31	12.82	12.53	11.72	10.51



BROJANJE VOZILA NA MREŽI PUTEVA U REPUBLICI SRPSKOJ – 2013. GODINA
VEHICLE COUNTING ON THE ROAD NETWORK OF THE REPUBLIC OF SRPSKA – YEAR 2013

MJESEČNI BROJ VOZILA
MONTHLY NUMBER OF VEHICLES

Automatski brojač broj - Automatic counter number
 Lokalitet - Location / Stacionaža - Mileage [km+m]
 Broj puta - Road number / Dionica - Section

000003
 Svodna / 5+417,00
 M 4 / Blagaj - Dragotinja

3

	Mjesec - Month											
	Januar- January	Februar- February	Mart- March	April- April	Maj- May	Jun- June	Juli- July	August- August	Septembar- September	Oktober- October	Novembar- November	Decembar- December
1	1885	3126	3336	3885	2902	3473	3739	4982	3851	3608	4051	2517
2	2418	2799	3088	3053	3173	3101	3845	5354	3888	3485	4097	2655
3	3136	1860	2624	3238	3577	3329	3732	5418	3336	3357	3604	2853
4	3539	2543	2989	3253	4085	3349	3787	4769	4181	4263	4066	3035
5	2979	2705	3062	3547	3542	3303	4517	4838	4163	3533	4630	2959
6	2323	2640	3085	3141	3637	3520	4139	4786	4454	3422	3449	3541
7	2021	2737	3177	2427	3691	3934	3650	4596	3963	3499	3485	2988
8	2818	3314	3424	3031	3902	3707	4016	4529	3880	3380	3950	2648
9	2196	2526	3298	3138	3058	3244	4251	5037	3742	3593	3691	3029
10	3108	1861	2621	3274	4143	3506	3928	4542	3417	3509	2724	2890
11	3158	2598	2903	3483	3693	3413	4354	4440	3607	3835	3409	2982
12	2906	2466	3085	3838	2882	3612	4713	4361	3780	3516	3431	3026
13	2175	2107	3104	3345	3530	3807	4138	4513	4093	3048	3365	3468
14	2218	2337	2877	2777	3432	4108	4000	4466	3706	3361	3167	2996
15	2906	2876	3160	3171	3720	3852	4279	4249	3532	3253	3618	2462
16	3244	2334	2899	3433	3731	3295	4354	4945	3618	3697	3184	3018
17	3135	1961	2325	3439	4137	3591	4353	4727	3451	3529	2772	3015
18	2384	2579	2955	3524	3758	3498	4296	4327	3584	4201	3203	3136
19	2121	2753	3052	3800	3262	3627	5142	4136	3687	3791	3025	3069
20	2535	2812	3198	3527	3746	3778	4837	4244	4180	3107	3203	3660
21	2835	2522	3024	2798	3438	4375	4750	4228	3715	3451	3196	2944
22	2672	2783	3491	3334	3516	4313	4454	4121	3391	3411	3638	2376
23	2701	2243	3433	3714	3560	3468	4685	4516	3540	3534	2999	3130
24	2557	1796	2447	3514	4090	4307	4824	4473	3435	3532	2583	2845
25	2770	2479	2917	3565	3485	4186	4903	4084	3554	3752	2712	3062
26	2351	2684	2652	4160	2668	3757	5448	3963	3759	3437	3228	3105
27	1926	2975	3345	4256	3367	3899	5131	3937	4105	2879	3093	3725
28	2537	2979	3379	3105	3522	4390	4655	3893	3848	3247	3120	3343
29	2619		4067	3964	3712	3780	4706	3852	3464	3308	3454	2349
30	2741		3489	4411	3873	3163	4687	4474	3543	3465	2837	2177
31	2700		2760		4141		4758	4111		3511		3079
Ukupno- Total	81614	71395	95266	103145	110973	110685	137071	138911	112467	108514	100984	92082
Prosje- Average	2633	6490	3073	3438	3580	3690	4422	4481	3749	3500	3366	2970
Godišnji prosjek (PGDS) - Annual average (AADT)												3461

BROJANJE VOZILA NA MREŽI PUTEVA U REPUBLICI SRPSKOJ – 2013. GODINA
VEHICLE COUNTING ON THE ROAD NETWORK OF THE REPUBLIC OF SRPSKA – YEAR 2013

STRUKTURA SAOBRAĆAJNOG TOKA
TRAFFIC FLOW COMPOSITION

Automatski brojač broj - Automatic counter number
 Lokalizet - Location / Stacionaža - Mileage [km+m]
 Broj puta - Road number / Dionica - Section

000003
 Svodna / 5+417,00
 M 4 / Blagaj - Dragotinja

Mjesec - Month	Smjer - Direction	Dužina vozila - Vehicle length								Ukupno - Total
		< 5,5 m	(%)	5,5 - 12 m	(%)	12 - 16,5 m	(%)	< 16,5 m	(%)	
Januar - January	I	35455	87.2	4309	10.6	853	2.1	24	0.1	40641
	II	35573	86.8	4314	10.5	1073	2.6	13	0.0	40973
	ukupno - total	71028	87.0	8623	10.6	1926	2.4	37	0.0	81614
Februar - February	I	30881	85.4	4324	12.0	871	2.4	88	0.2	36164
	II	29947	85.0	4255	12.1	1021	2.9	8	0.0	35231
	ukupno - total	60828	85.2	8579	12.0	1892	2.7	96	0.1	71395
Mart - March	I	41239	85.3	5688	11.8	1268	2.6	171	0.4	48366
	II	39698	84.6	5536	11.8	1660	3.5	6	0.0	46900
	ukupno - total	80937	85.0	11224	11.8	2928	3.1	177	0.2	95266
April - April	I	44135	85.1	6164	11.9	1531	3.0	63	0.1	51893
	II	43147	84.2	6190	12.1	1900	3.7	15	0.0	51252
	ukupno - total	87282	84.6	12354	12.0	3431	3.3	78	0.1	103145
Maj - May	I	48793	87.3	5426	9.7	1631	2.9	31	0.1	55881
	II	47492	86.2	5678	10.3	1917	3.5	5	0.0	55092
	ukupno - total	96285	86.8	11104	10.0	3548	3.2	36	0.0	110973
Juni - June	I	48592	87.5	5194	9.4	1720	3.1	32	0.1	55538
	II	47504	86.1	5611	10.2	2021	3.7	11	0.0	55147
	ukupno - total	96096	86.8	10805	9.8	3741	3.4	43	0.0	110685
Juli - July	I	61535	88.8	5956	8.6	1790	2.6	25	0.0	69306
	II	59065	87.2	6404	9.5	2286	3.4	10	0.0	67765
	ukupno - total	120600	88.0	12360	9.0	4076	3.0	35	0.0	137071
Avgust - August	I	61962	88.7	5998	8.6	1849	2.6	20	0.0	69829
	II	60308	87.3	6420	9.3	2348	3.4	6	0.0	69082
	ukupno - total	122270	88.0	12418	8.9	4197	3.0	26	0.0	138911
Septembar - September	I	49609	88.0	5166	9.2	1593	2.8	21	0.0	56389
	II	48505	86.5	5400	9.6	2159	3.8	14	0.0	56078
	ukupno - total	98114	87.2	10566	9.4	3752	3.3	35	0.0	112467
Oktobar - October	I	46664	85.5	6131	11.2	1662	3.0	96	0.2	54553
	II	45523	84.4	6226	11.5	2204	4.1	8	0.0	53961
	ukupno - total	92187	85.0	12357	11.4	3866	3.6	104	0.1	108514
Novembar - November	I	43492	85.9	5637	11.1	1269	2.5	211	0.4	50609
	II	43101	85.6	5472	10.9	1792	3.6	10	0.0	50375
	ukupno - total	86593	85.7	11109	11.0	3061	3.0	221	0.2	100984
Decembar - December	I	40432	86.6	5066	10.9	1098	2.4	87	0.2	46683
	II	38948	85.8	4996	11.0	1442	3.2	13	0.0	45399
	ukupno - total	79380	86.2	10062	10.9	2540	2.8	100	0.1	92082
Ukupno (godišnje) - Total (annual)	I	552789	86.9	65059	10.2	17135	2.7	869	0.1	635852
	II	538811	85.9	66502	10.6	21823	3.5	119	0.0	627255
	ukupno - total	1091600	86.4	131561	10.4	38958	3.1	988	0.1	1263107
Prosjek (PGDS) - Average (AADT)	I	1514	86.9	178	10.2	47	2.7	2	0.1	1742
	II	1476	85.9	182	10.6	60	3.5	0	0.0	1719
	ukupno - total	2991	86.4	360	10.4	107	3.1	3	0.1	3461

BRONANJE VOZILA NA MREŽI PUTEVA U REPUBLICI SRPSKOJ – 2013. GODINA
VEHICLE COUNTING ON THE ROAD NETWORK OF THE REPUBLIC OF SRPSKA – YEAR 2013

SAOBRAĆAJNI POKAZATELJI

000003

Svodna / 5+417,00

M 4 / Blagaj - Dragotinja

Automatski brojač broj

Lokalitet / Stacionaža [km+m]

Broj puta / Dionica

Mjesec	Smjer	minimalni čas		maksimalni čas		minimalni dan		maksimalni dan		dnevni prosjek (05-21 h)	noćni prosjek (21-05 h)	prosijek radnim danom	prosijek vikendom	ljetni prosjek
		datum/dan	čas	voz/h	voz/dan	datum/dan	voz/dan	voz/dan	voz/dan					
Januar	I	18/petak	0	1	4/petak	12	169	1/utorak	826	1700	1196	834	477	
	II	17/četvrtak	3	0	4/petak	15	164	7/ponedjeljak	946	1839	1208	829	493	
	I+II	18/petak	2	4	4/petak	12	314	1/utorak	1885	3539	2404	1663	969	
Februar	I	18/ponedjeljak	1	1	8/petak	14	161	24/nedjelja	854	1688	1203	984	308	
	II	4/ponedjeljak	2	0	8/petak	15	133	24/nedjelja	942	1626	1179	945	313	
	I+II	14/četvrtak	0	2	8/petak	15	288	24/nedjelja	1796	3314	2383	1929	621	
Mart	I	4/ponedjeljak	2	2	29/petak	15	182	17/nedjelja	1117	2215	1441	1091	470	
	II	19/utorak	2	0	22/petak	13	153	17/nedjelja	1208	1852	1410	1048	465	
	I+II	13/srijeda	2	4	29/petak	14	318	17/nedjelja	2325	4067	2851	2138	935	
April	I	10/srijeda	2	1	27/subota	13	174	7/nedjelja	1186	2284	1584	1301	429	
	II	12/petak	3	0	1/ponedjeljak	15	210	7/nedjelja	1241	2197	1576	1291	417	
	I+II	10/srijeda	2	4	27/subota	14	348	7/nedjelja	2427	4411	3160	2592	846	
Maj	I	29/srijeda	1	1	31/petak	11	180	26/nedjelja	1308	2115	1633	1099	704	
	II	1/petak	2	0	6/ponedjeljak	10	180	26/nedjelja	1360	2054	1628	149	707	
	I+II	29/srijeda	1	6	6/ponedjeljak	10	341	26/nedjelja	2668	4143	3261	319	1410	
Juni	I	3/ponedjeljak	3	3	8/subota	16	226	2/nedjelja	1426	2275	1646	1262	589	1851
	II	3/ponedjeljak	2	2	22/subota	10	185	30/nedjelja	1612	2250	1657	1248	591	1838
	I+II	3/ponedjeljak	3	6	25/utorak	14	370	2/nedjelja	3101	4390	3303	2510	1180	3690
Juli	I	8/ponedjeljak	2	4	25/četvrtak	14	220	7/nedjelja	1769	2893	1957	1664	572	2236
	II	11/četvrtak	3	11	28/nedjelja	16	260	3/srijeda	1845	2555	1936	1619	567	2186
	I+II	11/četvrtak	3	11	28/nedjelja	16	443	7/nedjelja	3650	5448	3893	3283	1139	4422
Avgust	I	28/srijeda	2	3	2/petak	15	221	29/četvrtak	1917	2726	1983	1600	653	2253
	II	21/srijeda	2	3	3/subota	17	242	28/srijeda	1928	2789	1988	1600	667	2228
	I+II	21/srijeda	2	7	2/petak	15	431	29/četvrtak	3852	5418	3971	3162	1319	4481
Septembar	I	30/ponedjeljak	1	2	29/nedjelja	16	239	22/nedjelja	1637	2248	1699	1329	551	1880
	II	16/ponedjeljak	1	1	8/nedjelja	16	190	3/utorak	1671	2206	1703	1308	561	1869
	I+II	13/petak	2	8	29/nedjelja	16	394	3/utorak	3336	4454	3402	2637	1112	3749
Oktobar	I	21/ponedjeljak	1	2	4/petak	15	204	27/nedjelja	1404	2204	1617	1332	428	
	II	31/četvrtak	2	1	12/subota	15	199	27/nedjelja	1475	2091	1608	133	1306	434
	I+II	23/srijeda	2	5	4/petak	15	347	27/nedjelja	2879	4263	3225	275	2638	862
Novembar	I	26/utorak	2	1	2/subota	10	202	24/nedjelja	1187	2308	1529	1151	536	
	II	4/ponedjeljak	4	0	5/utorak	15	255	25/ponedjeljak	1289	2684	1927	1158	521	
	I+II	4/ponedjeljak	4	2	5/utorak	15	406	24/nedjelja	2583	4630	3056	310	1056	
Decembar	I	2/ponedjeljak	3	1	20/petak	13	182	29/nedjelja	996	2044	1391	1110	396	
	II	2/ponedjeljak	3	0	20/petak	15	151	30/ponedjeljak	1112	1802	1370	1066	398	
	I+II	2/ponedjeljak	3	1	27/petak	14	306	30/ponedjeljak	2177	3725	2761	210	794	
Godina	I	18.1/petak	0	1	29.9/nedjelja	16	239	1.1/utorak	826	2893	1576	1798	1621	2058
	II	17.1/četvrtak	3	0	28.7/nedjelja	16	260	24.2/nedjelja	942	2789	1568	1761	1627	2033
	I+II	2.12/ponedjeljak	3	1	28.7/nedjelja	16	443	24.2/nedjelja	1796	5448	3144	3558	3248	4091

BROJANJE VOZILA NA MREŽI PUTEVA U REPUBLICI SRPSKOJ – 2013. GODINA
VEHICLE COUNTING ON THE ROAD NETWORK OF THE REPUBLIC OF SRPSKA – YEAR 2013

TRAFFIC PARAMETERS

000003

Automatic counter number
 Location / Mileage [km+m]
 Road number / Section

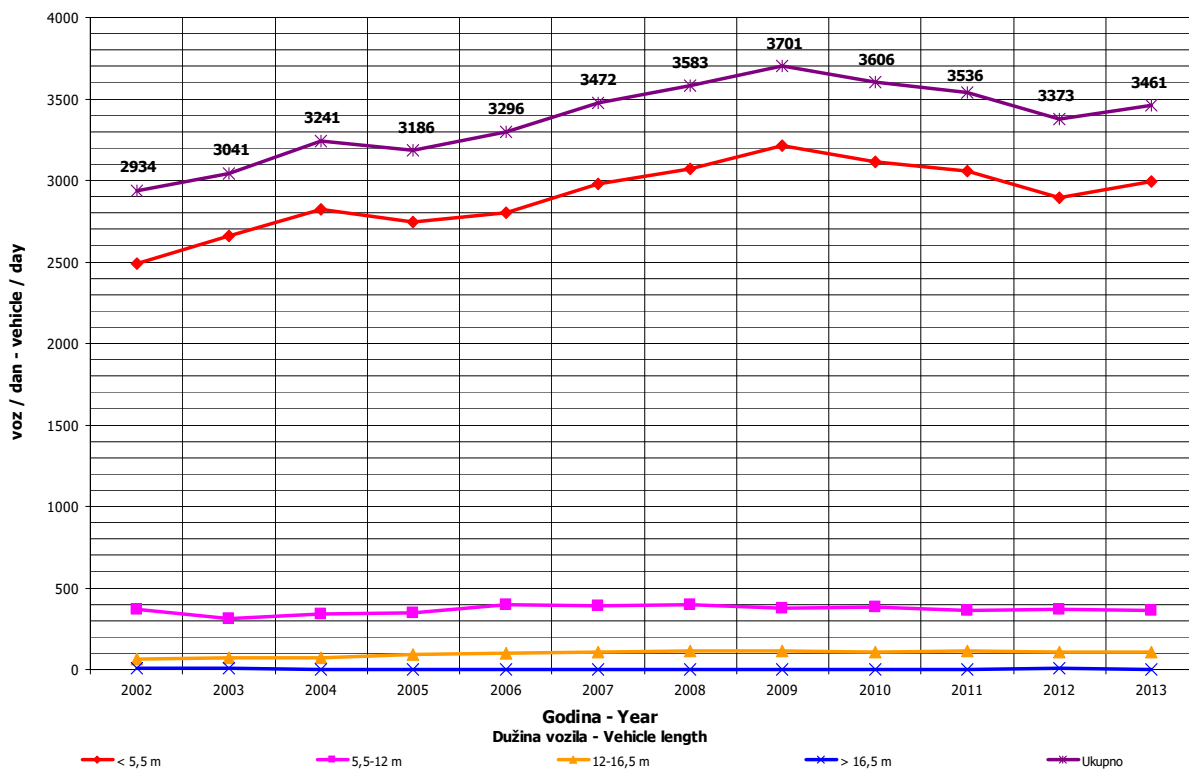
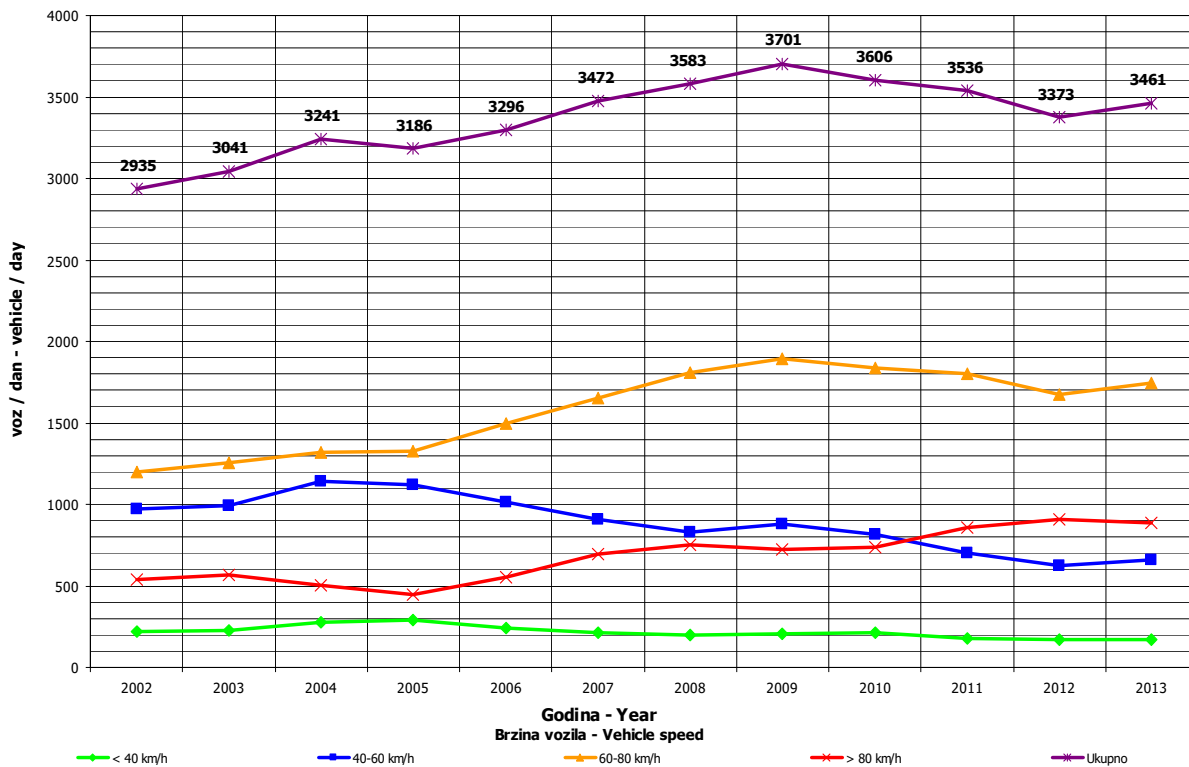
Svodna / 5+417,00
 M 4 / Blagaj - Dragotinja

Month	Direction	minimum hour		maximum hour		veh/h	minimum day		maximum day		day time average (5-21 h)	night average (21-05 h)	working day average	weekend average	summer average
		date/day	hour	date/day	hour		date/day	veh/day	date/day	veh/day					
January	I	18/Friday	0	4/Friday	12	169	1/Tuesday	826	4/Friday	1700	1196	115	834	477	
	II	17/Thursday	3	4/Friday	15	164	7/Monday	946	4/Friday	1839	1208	114	829	493	
	I+II	18/Friday	2	4/Friday	12	314	1/Tuesday	1885	4/Friday	3539	2404	229	1663	969	
February	I	18/Monday	1	8/Friday	14	161	24/Sunday	854	8/Friday	1688	1203	88	984	308	
	II	4/Monday	2	8/Friday	15	133	24/Sunday	942	8/Friday	1626	1179	79	945	313	
	I+II	14/Thursday	0	8/Friday	15	288	24/Sunday	1796	8/Friday	3314	2383	167	1929	621	
March	I	4/Monday	2	29/Friday	15	182	17/Sunday	1117	29/Friday	2215	1441	119	1091	470	
	II	19/Tuesday	2	22/Friday	13	153	17/Sunday	1208	29/Friday	1852	1410	103	1048	465	
	I+II	13/Wednesday	2	29/Friday	14	318	17/Sunday	2325	29/Friday	4067	2851	222	2138	935	
April	I	10/Wednesday	2	27/Saturday	13	174	7/Sunday	1186	30/Tuesday	2284	1584	146	1301	429	
	II	12/Friday	3	1/Monday	15	210	7/Sunday	1241	1/Monday	2197	1576	133	1291	417	
	I+II	10/Wednesday	2	27/Saturday	14	348	7/Sunday	2427	30/Tuesday	4411	3160	278	2592	846	
May	I	29/Wednesday	1	31/Friday	11	180	26/Sunday	1308	10/Friday	2115	1633	170	1099	704	
	II	10/Friday	2	6/Monday	10	340	26/Sunday	1360	4/Saturday	2054	1628	149	1070	707	
	I+II	29/Wednesday	1	6/Monday	10	411	26/Sunday	2668	10/Friday	4143	3261	319	2169	1410	
June	I	3/Monday	3	8/Saturday	16	226	2/Sunday	1426	21/Friday	2275	1646	206	1262	589	1851
	II	3/Monday	2	22/Saturday	10	185	30/Sunday	1612	25/Tuesday	2250	1657	181	1248	591	1838
	I+II	3/Monday	3	25/Tuesday	14	370	2/Sunday	3101	28/Friday	4390	3303	387	2510	1180	3690
July	I	8/Monday	2	4/Thursday	14	220	7/Sunday	1769	26/Friday	2893	1957	279	1664	572	2236
	II	11/Thursday	3	28/Sunday	16	260	3/Wednesday	1845	26/Friday	2555	1936	250	1619	567	2186
	I+II	11/Thursday	3	28/Sunday	16	443	7/Sunday	3650	26/Friday	5448	3893	528	3283	1139	4422
August	I	28/Wednesday	2	2/Friday	15	221	29/Thursday	1917	2/Friday	2726	1983	269	1600	653	2253
	II	21/Wednesday	2	3/Saturday	17	242	28/Wednesday	1928	3/Saturday	2789	1988	241	1562	667	2228
	I+II	21/Wednesday	2	2/Friday	15	431	29/Thursday	3852	3/Saturday	5418	3971	510	3162	1319	4481
September	I	30/Monday	1	29/Sunday	16	239	22/Sunday	1637	6/Friday	2248	1699	181	1329	551	1880
	II	16/Monday	1	8/Sunday	16	190	3/Tuesday	1671	6/Friday	2206	1703	166	1308	561	1869
	I+II	13/Friday	2	29/Sunday	16	394	3/Tuesday	3336	6/Friday	4454	3402	347	2637	1112	3749
October	I	21/Monday	1	4/Friday	15	204	27/Sunday	1404	4/Friday	2204	1617	142	1332	428	
	II	31/Thursday	2	12/Saturday	15	199	27/Sunday	1475	18/Friday	2091	1608	133	1306	434	
	I+II	23/Wednesday	2	4/Friday	15	347	27/Sunday	2879	4/Friday	4263	3225	275	2638	862	
November	I	26/Tuesday	2	2/Saturday	10	202	24/Sunday	1187	2/Saturday	2308	1529	158	1151	536	
	II	4/Monday	4	5/Tuesday	15	255	25/Monday	1289	5/Tuesday	2684	1927	152	1158	521	
	I+II	4/Monday	4	5/Tuesday	15	406	24/Sunday	2583	5/Tuesday	4630	3056	310	2310	1056	
December	I	2/Monday	3	20/Friday	13	182	29/Sunday	996	27/Friday	2044	1391	115	1110	396	
	II	2/Monday	3	20/Friday	15	151	30/Monday	1112	20/Friday	1802	1370	95	1066	398	
	I+II	2/Monday	3	27/Friday	14	306	30/Monday	2177	27/Friday	3725	2761	210	2176	794	
Year	I	18.1/Friday	0	1	16	239	1.1/Tuesday	826	28.9/Sunday	2893	1576	166	1798	1621	2058
	II	17.1/Thursday	3	0	16	260	24.2/Sunday	942	3.8/Saturday	2789	1568	150	1761	1627	2033
	I+II	2.12/Monday	3	1	16	443	24.2/Sunday	1796	26.7/Friday	5448	3144	316	3558	3248	4091

GODIŠNJA NERAVNOMJERNOST SAOBRAĆAJNOG TOKA TRAFFIC FLOW ANNUAL VARIATION

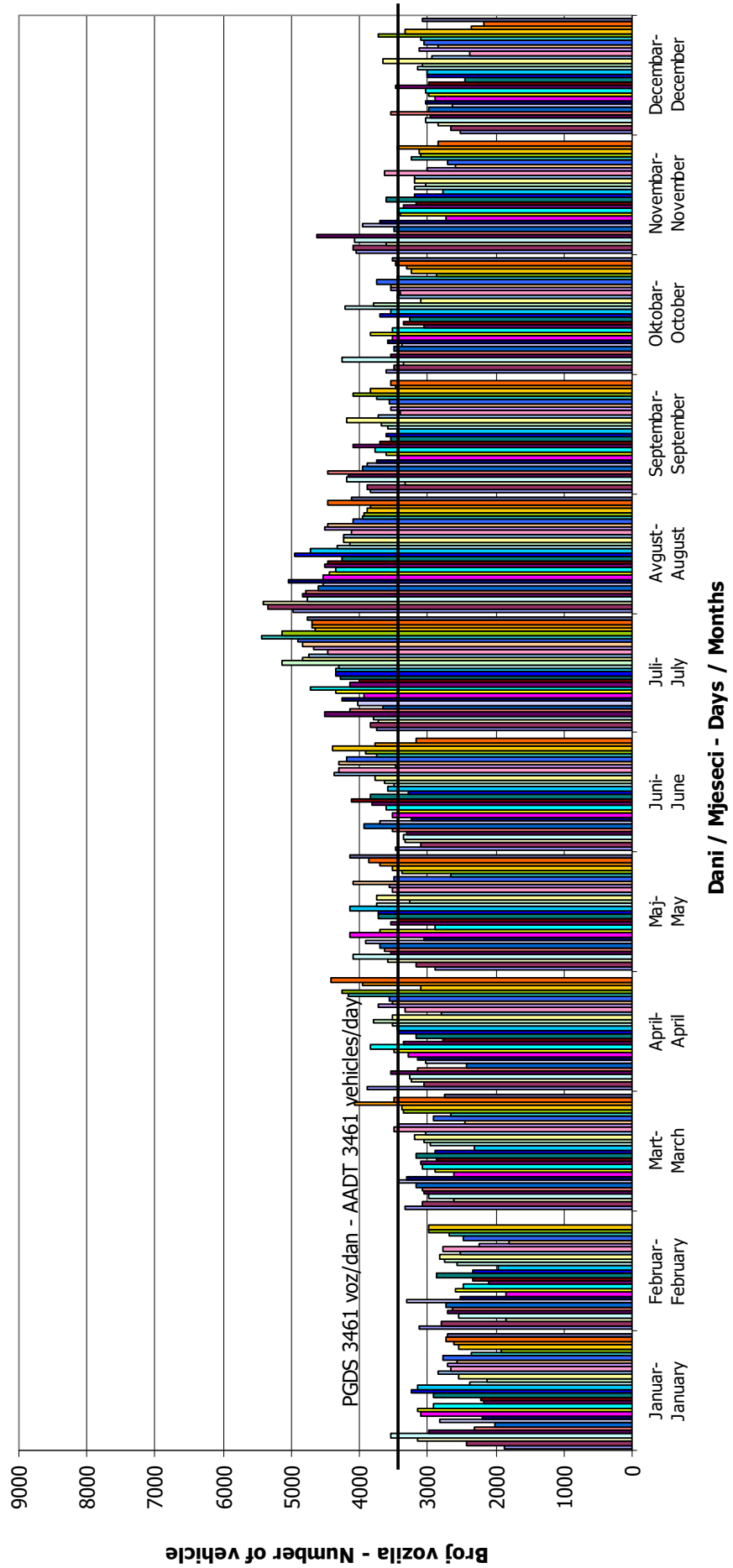
Automatski brojač broj - Automatic counter number
 Lokalizet - Location / Stacionaža - Mileage [km+m]
 Broj puta - Road number / Dionica - Section

000003
 Svodna / 5+417,00
 M 4 / Blagaj - Dragotinja



**DNEVNA NERAVNOMJERNOST SAOBRAĆAJNOG TOKA
 TRAFFIC FLOW DAILY VARIATION**

Automatski brojač broj - Automatic counter number 000003
 Lokalizet - Location / Stacionaža - Mileage [km+tm] Svodna / 5+417,00
 Broj puta - Road number/ Dionica - Section M 4 / Blagaj - Dragotinja

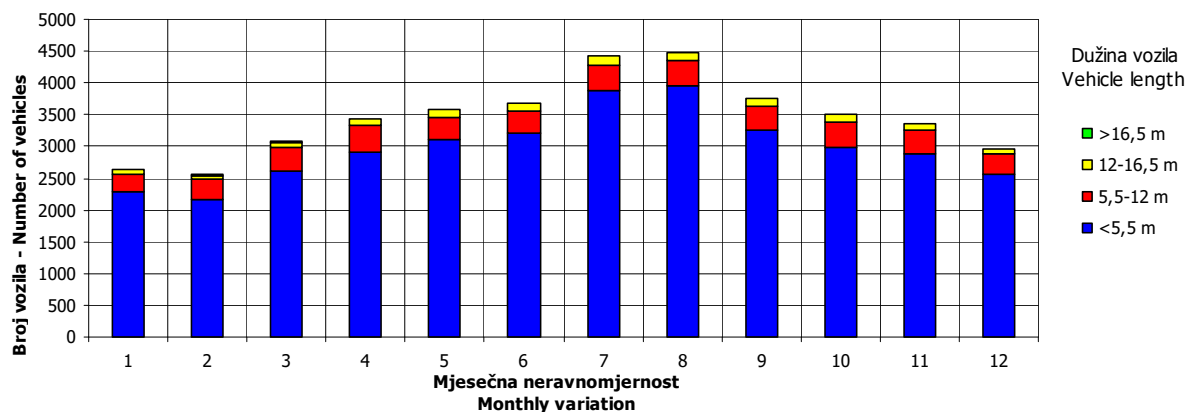
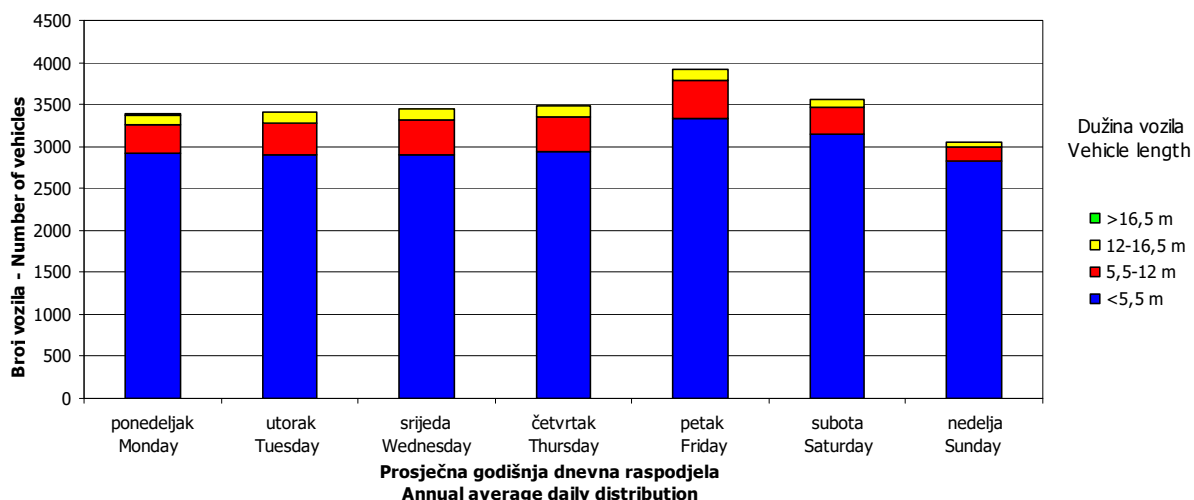
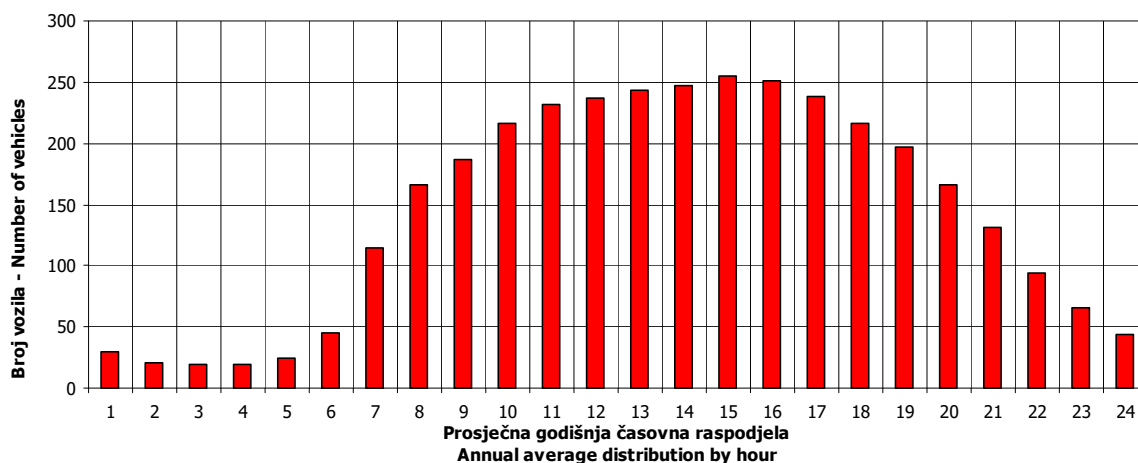


VREMENSKA RASPODJELA SAOBRAĆAJNOG TOKA TRAFFIC FLOW TIME DISTRIBUTION

Automatski brojač broj - Automatic counter number
 Lokalizet - Location / Stacionaža - Mileage [km+m]
 Broj puta - Road number / Dionica - Section

000003
 Svodna / 5+417,00
 M 4 / Blagaj - Dragotinja

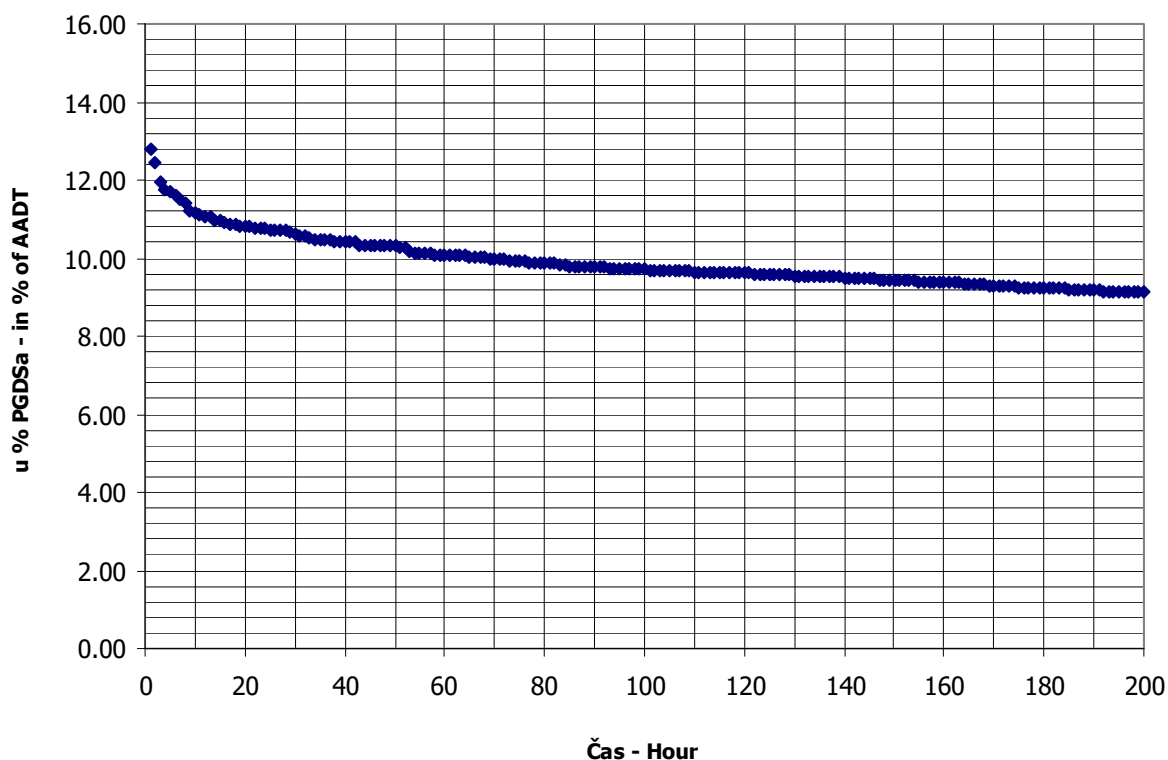
PGDS 3461 voz/dan AADT 3461 veh/day



SATNA DISTRIBUCIJA SAOBRAĆAJNOG TOKA
TRAFFIC FLOW HOURLY DISTRIBUTION

Automatski brojač broj - Automatic counter number 000003
 Lokalitet - Location / Stacionaža - Mileage [km+m] Svodna / 5+417,00
 Broj puta - Road number / Dionica - Section M 4 / Blagaj - Dragotinja

PGDS - AADT	3461 voz/dan - veh/day							
Čas - Hour	Maksimalni vršni sat - Maximum peak hour	10	20	30	40	50	100	200
Sat u danu - Hour of day	16	11	13	18	17	14	19	9
Sat u godini - Hour in year	5008	5147	5101	5010	4961	4958	4675	4977
Dan - Day of week	nedelja - Sunday	subota - Saturday	četvrtak - Thursday	nedelja - Sunday	petak - Friday	petak - Friday	nedelja - Sunday	subota - Saturday
Datum - Date	28	3	1	28	26	26	14	27
Mjesec - Month	juli - July	avgust - August	avgust - August	juli - July	juli - July	juli - July	juli - July	juli - July
Vrijednost - Value	443	385	374	365	360	356	335	316
% - percent	12.80	11.13	10.81	10.55	10.40	10.29	9.68	9.13



BROJANJE VOZILA NA MREŽI PUTEVA U REPUBLICI SRPSKOJ – 2013. GODINA
VEHICLE COUNTING ON THE ROAD NETWORK OF THE REPUBLIC OF SRPSKA – YEAR 2013

MJESEČNI BROJ VOZILA
MONTHLY NUMBER OF VEHICLES

Automatski brojač broj - Automatic counter number
 Lokalitet - Location / Stacionaža - Mileage [km+m]
 Broj puta - Road number / Dionica - Section

000004
 Rudice / 11+851,00
 M 14 / granica / border RS (Otoka) - Novi Grad 1

	Mjesec - Month											
	Januar- January	Februar- February	Mart- March	April- April	Maj- May	Jun- June	Juli- July	August- August	Septembar- September	Oktober- October	Novembar- November	Decembar- December
1	1824	2705	2840	3160	3129	3322	3524	4054	3357	2838	3122	1670
2	2381	2532	2739	2591	3470	2722	3471	4518	3397	2893	3113	2162
3	2948	1589	2183	2737	3676	3028	3522	5228	2873	2841	2423	2364
4	3130	2291	2633	2887	4194	3051	3484	4427	3601	3334	2645	2419
5	2915	2288	2579	2995	3043	3148	3550	4067	3628	3253	2471	2273
6	2314	2307	2672	2827	2919	3169	4068	4146	3640	2677	2592	2549
7	1699	2187	2751	2156	3280	3608	2978	4294	3640	2944	2602	2585
8	2372	2829	3014	2674	3544	3481	3230	4063	3191	2755	3171	1735
9	2071	2390	2825	2670	3022	2783	3695	4312	3171	3008	3276	2307
10	2586	1658	2356	2996	3884	3130	3300	4469	2929	2906	2551	2172
11	2583	2159	2664	2960	3415	2927	3575	3855	3098	3070	2906	2544
12	2599	1929	2635	3332	2449	3350	3709	3809	3040	3063	2458	2478
13	2003	1671	2835	3153	3280	3339	3839	3620	3326	2518	3098	2602
14	1946	1942	2379	2600	3042	3675	3707	3811	3343	2860	2860	2521
15	2127	2442	2867	2960	3409	3757	3725	3856	2807	2748	3072	2062
16	2342	2094	2549	3055	3340	2968	3776	4268	2989	3025	3076	2285
17	2527	1815	2087	3342	3732	3230	3731	4529	2943	2948	2524	2313
18	1878	2221	2629	3378	3444	3166	3731	3688	2995	3384	2589	2489
19	1927	2186	2638	3607	2840	3388	4241	3521	3049	3269	2510	2376
20	1729	2363	2867	3321	3529	3364	4811	3423	3419	2503	2719	2692
21	2301	2129	2756	2619	3131	3844	4365	3438	3320	2891	2489	2457
22	2408	2438	3031	3197	3288	4148	3788	3435	3016	2800	2629	2060
23	2442	1901	2983	3070	3176	3132	3815	3654	2874	2929	2447	2137
24	2239	1451	2179	3277	3513	3619	4002	3885	2645	2779	1894	2032
25	2257	2186	2528	3215	3180	3519	4148	3564	2904	2813	2291	2317
26	2096	2280	2177	3747	2498	3559	4857	3372	3065	2780	2228	2200
27	1651	2500	2691	3775	3113	3560	4892	3376	3170	2200	2202	2682
28	2233	2462	3001	2822	3056	4122	4120	3536	3242	2572	2208	2591
29	2132		3610	3709	3410	3712	3898	3511	2700	2648	2427	1987
30	2297		2974	4273	3439	2938	3809	3861	2834	2687	2270	2089
31	2364		2480		3710		4109	4121		2706		2490
Ukupno- Total	70321	60945	83152	93105	102155	100759	119470	121711	94206	88642	78863	71640
Prosjek- Average	2268	5540	2682	3104	3295	3359	3854	3926	3140	2859	2629	2311
Godišnji prosjek (PGDS) - Annual average (AADT)												2973

BROJANJE VOZILA NA MREŽI PUTEVA U REPUBLICI SRPSKOJ – 2013. GODINA
VEHICLE COUNTING ON THE ROAD NETWORK OF THE REPUBLIC OF SRPSKA – YEAR 2013

STRUKTURA SAOBRAĆAJNOG TOKA
TRAFFIC FLOW COMPOSITION

Automatski brojač broj - Automatic counter number 000004
 Lokalizet - Location / Stacionaža - Mileage [km+m] Rudice / 11+851,00
 Broj puta - Road number / Dionica - Section M 14 / granica / border RS (Otoka) - Novi Grad 1

Mjesec - Month	Smjer - Direction	Dužina vozila - Vehicle length								Ukupno - Total
		< 5,5 m	(%)	5,5 - 12 m	(%)	12 - 16,5 m	(%)	< 16,5 m	(%)	
Januar - January	I	31604	89.7	2845	8.1	772	2.2	9	0.0	35230
	II	31854	90.8	2388	6.8	840	2.4	9	0.0	35091
	ukupno - total	63458	90.2	5233	7.4	1612	2.3	18	0.0	70321
Februar - February	I	26599	88.1	2853	9.5	725	2.4	9	0.0	30186
	II	27570	89.6	2392	7.8	791	2.6	6	0.0	30759
	ukupno - total	54169	88.9	5245	8.6	1516	2.5	15	0.0	60945
Mart - March	I	35915	87.6	3925	9.6	1138	2.8	14	0.0	40992
	II	37596	89.2	3260	7.7	1290	3.1	14	0.0	42160
	ukupno - total	73511	88.4	7185	8.6	2428	2.9	28	0.0	83152
April - April	I	39917	87.3	4506	9.9	1285	2.8	10	0.0	45718
	II	42080	88.8	3871	8.2	1427	3.0	9	0.0	47387
	ukupno - total	81997	88.1	8377	9.0	2712	2.9	19	0.0	93105
Maj - May	I	44800	88.5	4459	8.8	1343	2.7	10	0.0	50612
	II	46308	89.8	3791	7.4	1430	2.8	14	0.0	51543
	ukupno - total	91108	89.2	8250	8.1	2773	2.7	24	0.0	102155
Juni - June	I	43886	88.0	4566	9.2	1413	2.8	16	0.0	49881
	II	45456	89.3	3992	7.8	1410	2.8	20	0.0	50878
	ukupno - total	89342	88.7	8558	8.5	2823	2.8	36	0.0	100759
Juli - July	I	52522	89.2	4903	8.3	1450	2.5	6	0.0	58881
	II	54751	90.4	4359	7.2	1464	2.4	15	0.0	60589
	ukupno - total	107273	89.8	9262	7.8	2914	2.4	21	0.0	119470
Avgust - August	I	54064	89.0	5097	8.4	1535	2.5	16	0.0	60712
	II	54636	89.6	4755	7.8	1596	2.6	12	0.0	60999
	ukupno - total	108700	89.3	9852	8.1	3131	2.6	28	0.0	121711
Septembar - September	I	41309	87.7	4441	9.4	1323	2.8	8	0.0	47081
	II	41643	88.4	4019	8.5	1448	3.1	15	0.0	47125
	ukupno - total	82952	88.1	8460	9.0	2771	2.9	23	0.0	94206
Oktobar - October	I	37473	85.3	4993	11.4	1439	3.3	8	0.0	43913
	II	38658	86.4	4417	9.9	1632	3.6	22	0.0	44729
	ukupno - total	76131	85.9	9410	10.6	3071	3.5	30	0.0	88642
Novembar - November	I	34361	87.7	3636	9.3	1148	2.9	28	0.1	39173
	II	34513	87.0	3918	9.9	1247	3.1	12	0.0	39690
	ukupno - total	68874	87.3	7554	9.6	2395	3.0	40	0.1	78863
Decembar - December	I	30968	88.2	3250	9.3	898	2.6	6	0.0	35122
	II	32615	89.3	2893	7.9	1000	2.7	10	0.0	36518
	ukupno - total	63583	88.8	6143	8.6	1898	2.6	16	0.0	71640
Ukupno (godišnje) - Total (annual)	I	473418	88.1	49474	9.2	14469	2.7	140	0.0	537501
	II	487680	89.1	44055	8.0	15575	2.8	158	0.0	547468
	ukupno - total	961098	88.6	93529	8.6	30044	2.8	298	0.0	1084969
Prosjek (PGDS) - Average (AADT)	I	1297	88.1	136	9.2	40	2.7	0	0.0	1473
	II	1336	89.1	121	8.0	43	2.8	0	0.0	1500
	ukupno - total	2633	88.6	256	8.6	82	2.8	1	0.0	2973

BRONANJE VOZILA NA MREŽI PUTEVA U REPUBLICI SRPSKOJ – 2013. GODINA
VEHICLE COUNTING ON THE ROAD NETWORK OF THE REPUBLIC OF SRPSKA – YEAR 2013

SAOBRAĆAJNI POKAZATELJI

Automatski brojač broj
 Lokalizet / Stacionaža [km+m]
 Broj puta / Dionica

000004
 Rudice / 11+851,00
 M 14 / granica / border RS (Otoka) - Novi Grad 1

Mjesec	Smjer	minimalni čas		maksimalni čas		minimalni dan		maksimalni dan		dnevni prosjek (05-21 h)	noćni prosjek (21-05 h)	prosjek radnim danom	prosjek vikendom	ljetni prosjek
		datum/dan	čas	datum/dan	čas	voz/dan	voz/h	voz/dan	voz/h					
Januar	I	9/srijeda	2	4/petak	10	27/nedjelja	860	1533	132	1060	76	694	442	
	II	9/srijeda	2	5/subota	14	27/nedjelja	791	1597	169	1015	117	698	434	
	I+II	9/srijeda	2	3/četvrtak	13	27/nedjelja	1651	3130	279	2075	193	1392	876	
Februar	I	12/utorak	2	9/subota	11	24/nedjelja	778	1362	117	1012	66	800	278	
	II	12/utorak	2	8/petak	14	24/nedjelja	673	1467	139	1006	92	826	273	
	I+II	5/utorak	2	8/petak	14	24/nedjelja	1451	2829	243	2019	158	1626	551	
Mart	I	18/ponedjeljak	1	1/petak	9	17/nedjelja	1037	1706	144	1240	82	914	409	
	II	5/utorak	2	29/petak	14	17/nedjelja	1050	1904	162	1244	116	951	409	
	I+II	19/utorak	2	29/petak	13	17/nedjelja	2087	3610	290	2485	198	1864	818	
April	I	10/srijeda	1	30/utorak	10	7/nedjelja	1094	1970	142	1408	116	1140	384	
	II	2/utorak	2	30/utorak	11	7/nedjelja	1062	2303	177	1432	148	1188	392	
	I+II	10/srijeda	2	30/utorak	11	7/nedjelja	2156	4273	315	2839	264	2328	776	
Maj	I	30/četvrtak	3	4/subota	10	12/nedjelja	1274	2084	160	1487	145	964	668	
	II	10/petak	3	31/petak	15	12/nedjelja	1175	2110	208	1490	173	999	663	
	I+II	10/petak	1	4/subota	11	12/nedjelja	2449	4194	333	2977	318	1964	1332	
Juni	I	5/srijeda	2	8/subota	15	9/nedjelja	1408	1992	185	1485	178	1109	553	1663
	II	3/ponedjeljak	3	29/subota	15	2/nedjelja	1238	2159	168	1495	201	1151	545	1696
	I+II	4/utorak	2	22/subota	10	2/nedjelja	2722	4148	315	2980	379	2260	1099	3359
Juli	I	8/ponedjeljak	2	21/nedjelja	18	7/nedjelja	1563	2327	207	1661	239	1369	530	1899
	II	10/srijeda	2	20/subota	17	7/nedjelja	1415	2572	218	1696	258	1427	528	1954
	I+II	8/ponedjeljak	2	26/petak	15	7/nedjelja	2978	4892	381	3357	497	2796	1057	3854
Avgust	I	5/ponedjeljak	2	3/subota	11	27/utorak	1688	2578	207	1715	243	1344	615	1958
	II	1/četvrtak	4	3/subota	13	25/nedjelja	1668	2650	214	1723	244	1364	603	1968
	I+II	14/srijeda	3	3/subota	12	26/ponedjeljak	3372	5228	368	3438	488	2708	1218	3926
Septembar	I	3/utorak	3	1/nedjelja	19	24/utorak	1312	1842	176	1424	145	1080	490	1569
	II	9/ponedjeljak	2	28/subota	18	29/nedjelja	1262	1893	171	1411	160	1107	464	1571
	I+II	30/ponedjeljak	2	20/petak	15	24/utorak	2645	3640	269	2835	306	2186	954	3140
Oktobar	I	1/utorak	0	19/subota	13	27/nedjelja	1141	1643	160	1310	107	1056	360	
	II	18/petak	3	18/petak	15	17/nedjelja	1059	1762	143	1313	130	1085	358	
	I+II	7/ponedjeljak	2	19/subota	13	27/nedjelja	2200	3384	277	2623	237	2141	718	
Novembar	I	12/utorak	3	13/srijeda	11	24/nedjelja	993	1642	156	1211	95	869	436	
	II	7/četvrtak	4	16/subota	16	24/nedjelja	901	1639	155	1196	127	891	432	
	I+II	11/ponedjeljak	3	15/petak	15	24/nedjelja	1894	3276	268	223	1760	869		
Decembar	I	11/srijeda	2	11/srijeda	15	30/ponedjeljak	832	1317	117	1062	71	819	314	
	II	2/ponedjeljak	3	12/četvrtak	14	1/nedjelja	805	1410	139	1074	104	857	321	
	I+II	11/srijeda	2	12/četvrtak	14	1/nedjelja	1670	2692	238	2135	176	1677	634	
Godina	I	12.2/utorak	2	21.7/utorak	18	24.2/nedjelja	778	2578	207	1342	131	1481	1454	1775
	II	9.1/srijeda	2	20.7/subota	17	24.2/nedjelja	673	2650	218	1343	156	1528	1439	1800
	I+II	9.1/srijeda	2	26.7/petak	15	24.2/nedjelja	1451	5228	381	2685	287	3009	2892	3575

BROJANJE VOZILA NA MREŽI PUTEVA U REPUBLICI SRPSKOJ – 2013. GODINA
VEHICLE COUNTING ON THE ROAD NETWORK OF THE REPUBLIC OF SRPSKA – YEAR 2013

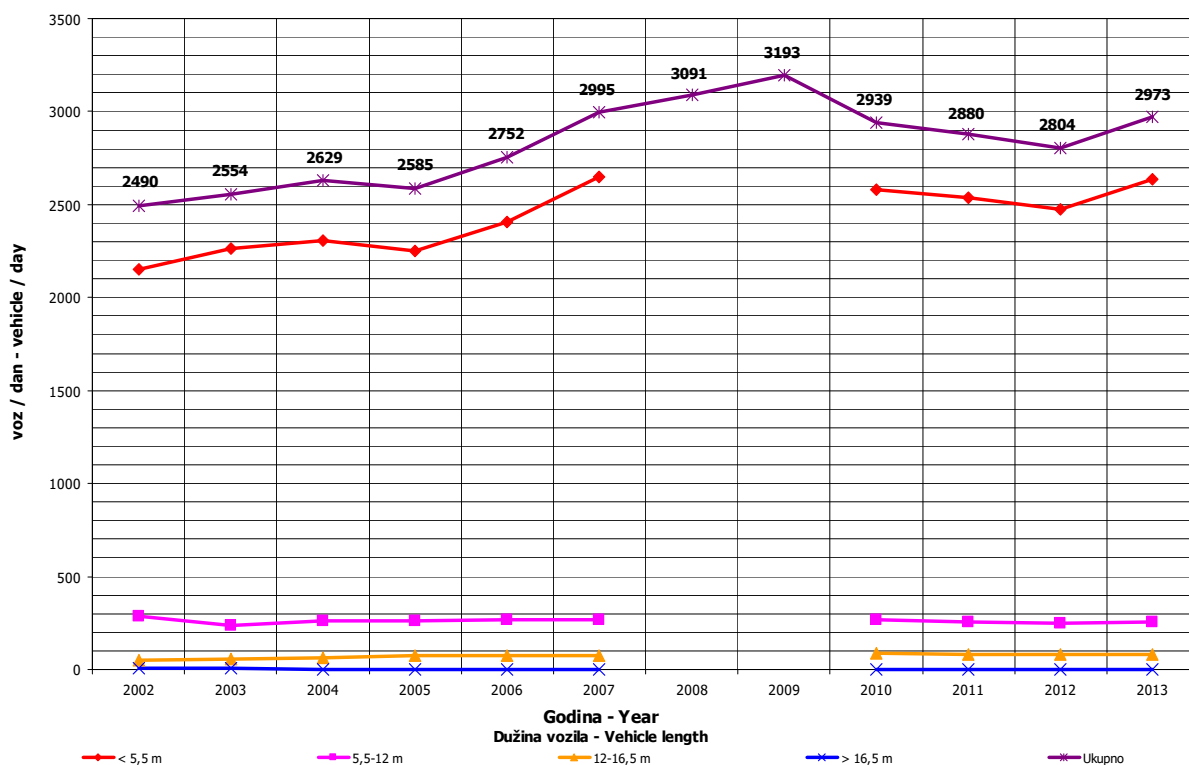
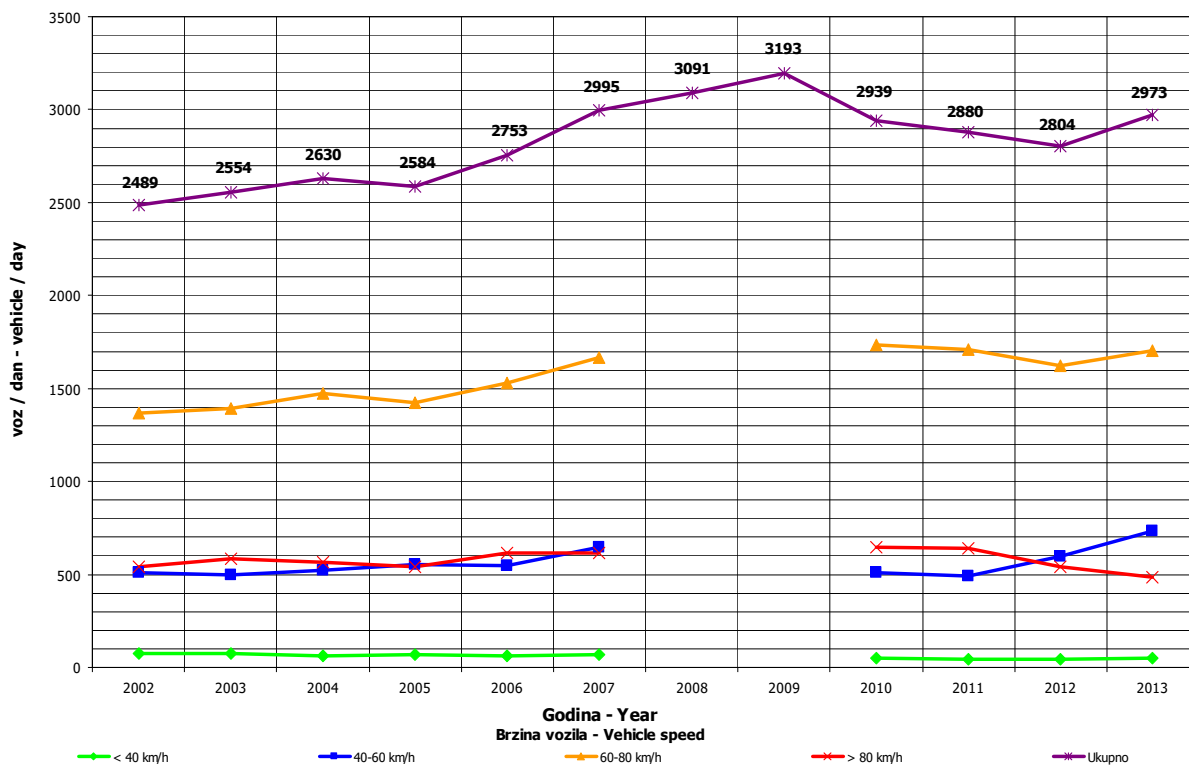
TRAFFIC PARAMETERS

Automatic counter number 000004
 Location / Mileage [km+m] Rudice / 11+851,00
 Road number / Section M 14 / granica / border RS (Otoka) - Novi Grad 1

Month	Direction	minimum hour		maximum hour		veh/h	minimum day		maximum day		veh/day	day time average (5-21 h)	night average (21-05 h)	working day average	weekend average	summer average
		date/day	hour	date/day	hour		date/day	date/day	veh/day							
January	I	9/Wednesday	2	4/Friday	10	132	27/Sunday	860	4/Friday	1533	1060	76	694	442		
	II	9/Wednesday	2	5/Saturday	14	169	27/Sunday	791	4/Friday	1597	1015	117	698	434		
	I+II	9/Wednesday	2	3/Thursday	13	279	27/Sunday	1651	4/Friday	3130	2075	193	1392	876		
February	I	12/Tuesday	2	9/Saturday	11	117	24/Sunday	778	8/Friday	1362	1012	66	800	278		
	II	5/Tuesday	2	8/Friday	14	139	24/Sunday	673	8/Friday	1467	1006	92	826	273		
	I+II	5/Tuesday	2	8/Friday	14	243	24/Sunday	1451	8/Friday	2829	2019	158	1626	551		
March	I	18/Monday	1	1/Friday	9	144	17/Sunday	1037	29/Friday	1706	1240	82	914	409		
	II	5/Tuesday	2	29/Friday	14	162	17/Sunday	1050	29/Friday	1904	1244	116	951	409		
	I+II	19/Tuesday	2	29/Friday	13	290	17/Sunday	2087	29/Friday	3610	2485	198	1864	818		
April	I	10/Wednesday	1	30/Tuesday	10	142	7/Sunday	1094	30/Tuesday	1970	1408	116	1140	384		
	II	2/Tuesday	2	30/Tuesday	11	177	7/Sunday	1062	30/Tuesday	2303	1432	148	1188	392		
	I+II	10/Wednesday	2	30/Tuesday	11	315	7/Sunday	2156	30/Tuesday	4273	2839	264	2328	776		
May	I	30/Thursday	3	4/Saturday	10	160	12/Sunday	1274	4/Saturday	2084	1487	145	964	668		
	II	10/Friday	3	31/Friday	15	208	12/Sunday	1175	4/Saturday	2110	1490	173	999	663		
	I+II	10/Friday	1	4/Saturday	11	333	12/Sunday	2449	4/Saturday	4194	2977	318	1964	1332		
June	I	5/Wednesday	2	8/Saturday	15	185	9/Sunday	1408	22/Saturday	1992	1485	178	1109	553	1663	
	II	3/Monday	3	29/Saturday	15	168	2/Sunday	1238	28/Friday	2159	1495	201	1151	545	1696	
	I+II	4/Tuesday	2	22/Saturday	10	315	2/Sunday	2722	22/Saturday	4148	2980	379	2260	1099	3359	
July	I	8/Monday	2	21/Sunday	18	207	7/Sunday	1563	26/Friday	2327	1661	239	1369	530	1899	
	II	10/Wednesday	2	20/Saturday	17	218	7/Sunday	1415	20/Saturday	2572	1696	258	1427	528	1954	
	I+II	8/Monday	2	26/Friday	15	381	7/Sunday	2978	27/Saturday	4892	3357	497	2796	1057	3854	
August	I	1/Thursday	4	3/Saturday	13	214	25/Sunday	1668	3/Saturday	2578	1715	243	1344	615	1958	
	II	14/Wednesday	3	3/Saturday	12	368	26/Monday	1668	3/Saturday	2650	1723	244	1364	603	1968	
	I+II	1/Thursday	3	3/Saturday	12	368	26/Monday	3372	3/Saturday	5228	3438	488	2708	1218	3926	
September	I	3/Tuesday	3	1/Sunday	19	176	24/Tuesday	1312	1/Sunday	1842	1424	145	1080	490	1569	
	II	9/Monday	2	28/Saturday	18	171	29/Sunday	1262	6/Friday	1893	1411	160	1107	464	1571	
	I+II	30/Monday	2	20/Friday	15	269	24/Tuesday	2645	6/Friday	3640	2835	306	2186	954	3140	
October	I	1/Tuesday	0	19/Saturday	13	160	27/Sunday	1141	19/Saturday	1643	1310	107	1056	360		
	II	18/Friday	3	18/Friday	15	143	27/Sunday	1059	18/Friday	1762	1313	130	1085	358		
	I+II	7/Monday	2	19/Saturday	13	277	27/Sunday	2200	18/Friday	3384	2623	237	2141	718		
November	I	12/Tuesday	3	13/Wednesday	11	156	24/Sunday	993	9/Saturday	1642	1211	95	869	436		
	II	7/Thursday	4	16/Saturday	16	155	24/Sunday	901	9/Saturday	1639	1196	127	891	432		
	I+II	11/Monday	3	15/Friday	15	268	24/Sunday	1894	9/Saturday	3276	2406	223	1760	869		
December	I	11/Wednesday	2	11/Wednesday	15	117	30/Monday	832	20/Friday	1317	1062	71	819	314		
	II	2/Monday	3	12/Thursday	14	139	1/Sunday	805	20/Friday	1410	1074	104	857	321		
	I+II	11/Wednesday	2	12/Thursday	14	238	1/Sunday	1670	20/Friday	2692	2135	176	1677	634		
Year	I	12.2/Tuesday	2	0	18	207	24.2/Sunday	778	3.8/Saturday	2578	1342	131	1481	1454	1775	
	II	9.1/Wednesday	2	0	17	218	24.2/Sunday	673	3.8/Saturday	2650	1343	156	1528	1439	1800	
	I+II	9.1/Wednesday	2	1	15	381	24.2/Sunday	1451	3.8/Saturday	5228	2685	287	3009	2892	3575	

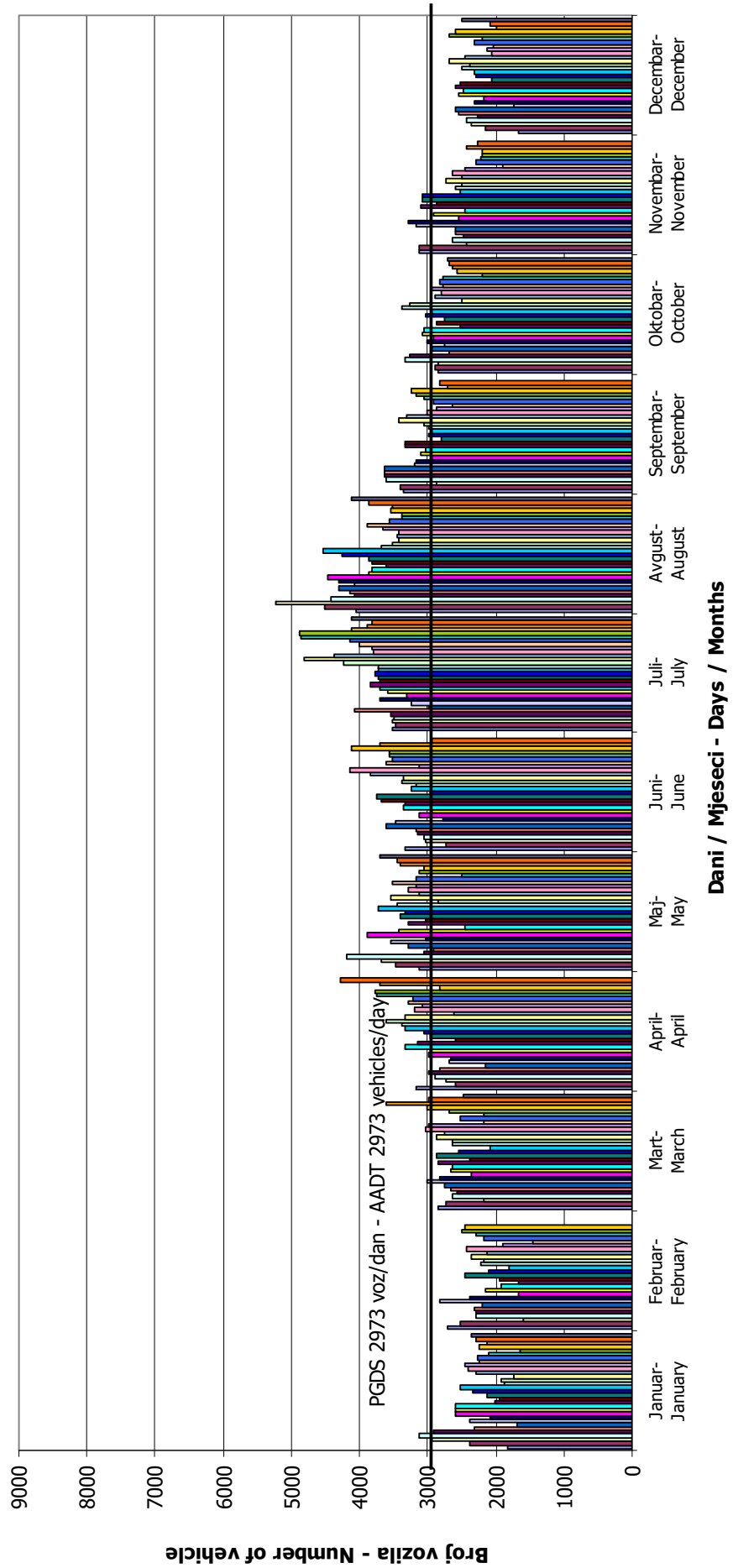
GODIŠNJA NERAVNOMJERNOST SAOBRAĆAJNOG TOKA TRAFFIC FLOW ANNUAL VARIATION

Automatski brojač broj - Automatic counter number 000004
 Lokalizet - Location / Stacionaža - Mileage [km+m] Rudice / 11+851,00
 Broj puta - Road number / Dionica - Section M 14 / granica / border RS (Otoka) - Novi Grad 1



DNEVNA NERAVNOMJERNOST SAOBRAĆAJNOG TOKA
TRAFFIC FLOW DAILY VARIATION

Automatski brojač broj - Automatic counter number 000004
 Lokalizet - Location / Stacionaža - Mileage [km+tm] Rudice / 11+851,00
 Broj puta - Road number/ Dionica - Section M 14 / granica / border RS (Otoka) - Novi Grad 1

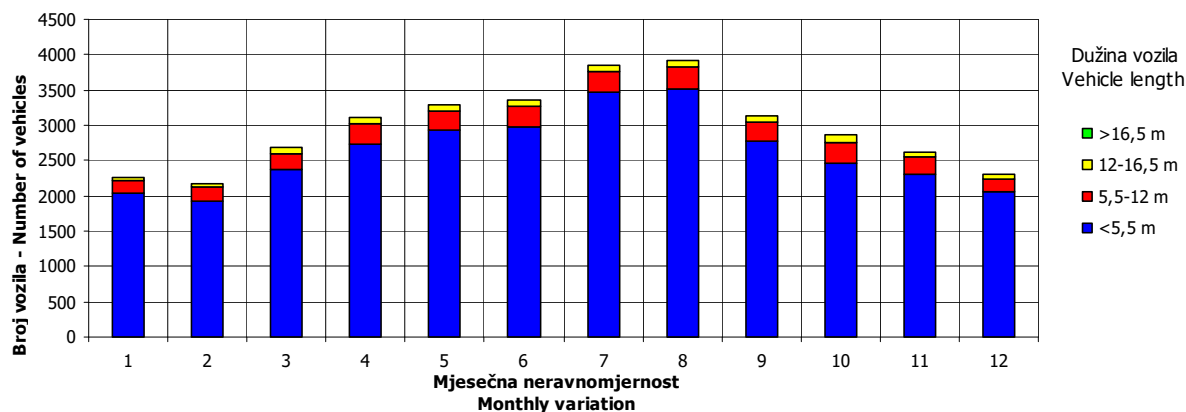
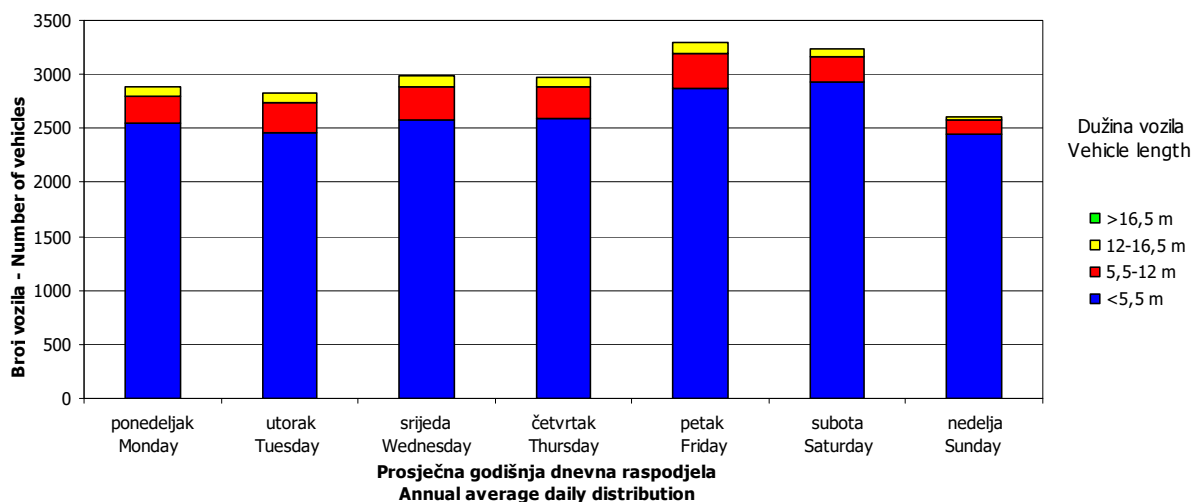
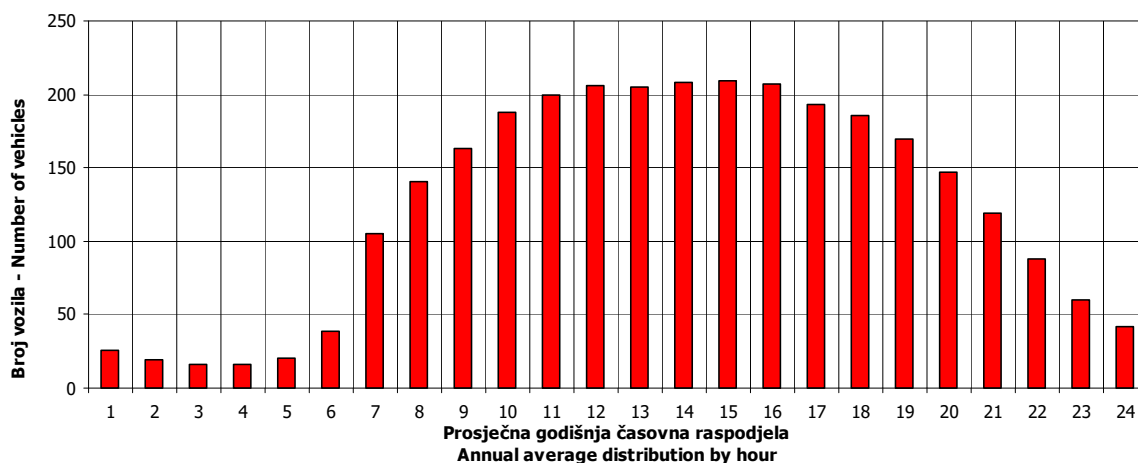


VREMENSKA RASPODJELA SAOBRAĆAJNOG TOKA TRAFFIC FLOW TIME DISTRIBUTION

Automatski brojač broj - Automatic counter number
 Lokalizet - Location / Stacionaža - Mileage [km+m]
 Broj puta - Road number / Dionica - Section

000004
 Rudice / 11+851,00
 M 14 / granica / border RS (Otoka) - Novi Grad 1

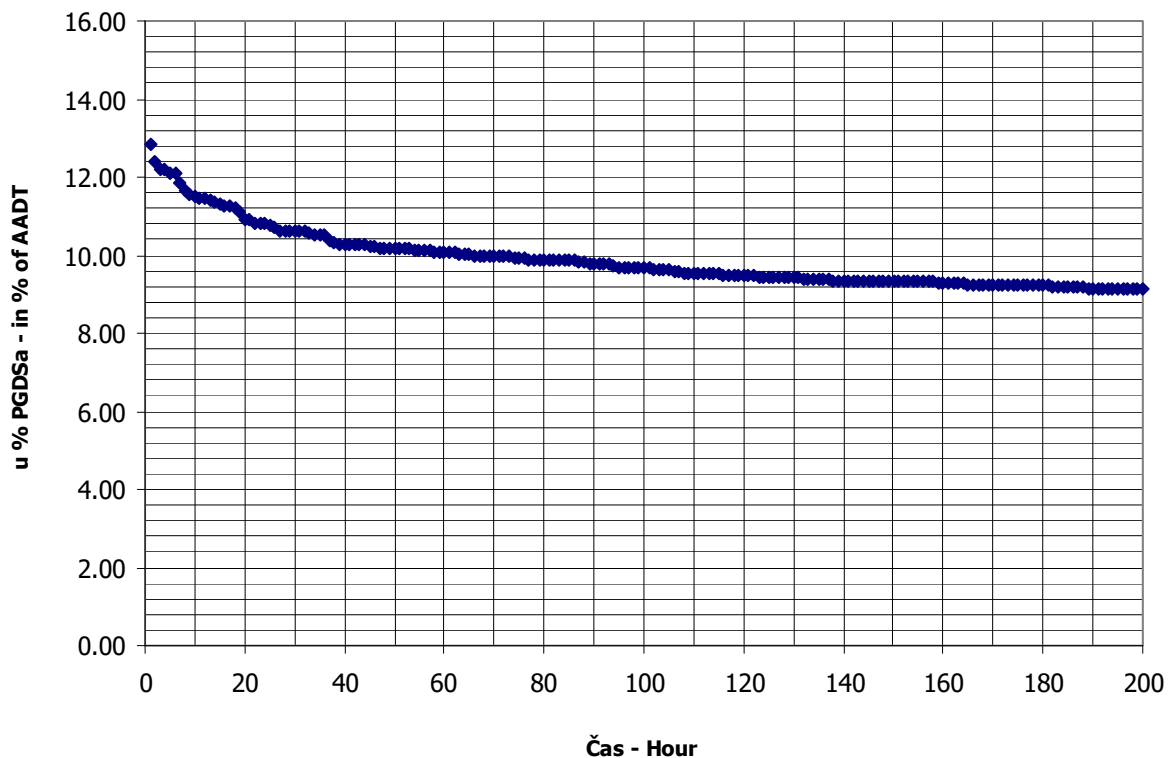
PGDS 2973 voz/dan AADT 2973 veh/day



SATNA DISTRIBUCIJA SAOBRAĆAJNOG TOKA TRAFFIC FLOW HOURLY DISTRIBUTION

Automatski brojač broj - Automatic counter number 000004
 Lokalitet - Location / Stacionaža - Mileage [km+m] Rudice / 11+851,00
 Broj puta - Road number / Dionica - Section M 14 / granica / border RS (Otoka) - Novi Grad 1

PGDS - AADT	2973 voz/dan - veh/day							
Čas - Hour	Maksimalni vršni sat - Maximum peak hour	10	20	30	40	50	100	200
Sat u danu - Hour of day	15	18	19	10	15	11	18	13
Sat u godini - Hour in year	4959	4986	4963	4138	5463	5219	5130	5437
Dan - Day of week	petak - Friday	subota - Saturday	petak - Friday	subota - Saturday	petak - Friday	utorak - Tuesday	petak - Friday	četvrtak - Thursday
Datum - Date	26	27	26	22	16	6	2	15
Mjesec - Month	juli - July	juli - July	juli - July	juni - June	avgust - August	avgust - August	avgust - August	avgust - August
Vrijednost - Value	381	341	324	315	306	302	287	271
% - percent	12.82	11.47	10.90	10.60	10.29	10.16	9.66	9.12



BROJANJE VOZILA NA MREŽI PUTEVA U REPUBLICI SRPSKOJ – 2013. GODINA
VEHICLE COUNTING ON THE ROAD NETWORK OF THE REPUBLIC OF SRPSKA – YEAR 2013

MJESEČNI BROJ VOZILA
MONTHLY NUMBER OF VEHICLES

Automatski brojač broj - Automatic counter number
 Lokalitet - Location / Stacionaža - Mileage [km+m]
 Broj puta - Road number / Dionica - Section

000005
 Donji Jelovac / 20+296,00
 M 15 / Kozarska Dubica 1 - Prijedor

5

	Mjesec - Month											
	Januar- January	Februar- February	Mart- March	April- April	Maj- May	Jun- June	Juli- July	August- August	Septembar- September	Oktober- October	Novembar- November	Decembar- December
1	1679	1856	1851	2734	2196	2267	2172	2758	2851	2052	2793	1731
2	1803	1671	1759	1801	2103	2361	2053	3614	2327	2047	3198	1637
3	2078	1474	1707	1723	2596	1958	2187	3766	2082	2123	2460	1578
4	2517	1556	1613	1744	2994	1754	2028	3634	2293	2611	2618	1688
5	2666	1524	1658	2146	2711	1855	2639	2714	2353	2352	3114	1780
6	1661	1589	1701	2018	2552	2409	2484	2684	2720	2540	2175	2001
7	1386	1593	1650	1924	2225	2189	2674	2586	2515	2096	2055	1945
8	1770	2101	1833	1786	2179	2179	2302	2862	2607	2158	2502	1854
9	1439	1795	1979	1916	1984	2333	2307	3286	2241	2204	2451	1723
10	1651	1691	1728	2105	2314	1978	2205	3411	2046	2269	2141	1591
11	1793	1786	1623	2084	2323	1865	2331	3377	2094	2473	2063	1826
12	1705	1932	1465	2485	2454	1933	2846	2531	2330	2339	1981	1805
13	1454	1701	1694	2213	2007	2081	2781	2626	2602	2261	1859	2033
14	1238	1715	1395	1938	1920	2404	2596	2354	2458	2016	1879	1813
15	1448	1976	1719	1870	2029	2457	2214	2558	2525	1865	2216	1739
16	2044	1982	1670	1748	1945	2381	2283	3417	2194	2301	2077	1631
17	1771	1677	1700	1855	2434	2026	2214	3374	1962	2004	1943	1590
18	1740	1763	1611	1878	2451	1905	2528	2645	2199	2677	1886	1766
19	1633	1673	1541	2195	2343	1947	3298	2412	2149	2422	1776	1804
20	1860	1663	1768	2230	2239	2067	3438	2193	2723	2408	1872	2183
21	1630	1378	1688	1886	1925	2532	3137	2232	2375	2100	1792	1780
22	1431	1705	2094	1909	1931	2708	2594	2300	2502	2022	2115	1646
23	1475	1473	2228	1771	1966	2346	2473	2647	1977	2086	1885	1670
24	1701	1394	1757	1945	2228	2291	2461	2569	1942	2067	1739	1506
25	1619	1390	1544	2838	1997	2512	2725	2726	2080	2285	1777	1620
26	1297	1424	1615	2470	1969	2092	3444	2187	2322	2113	1857	1701
27	1143	1547	2341	2727	1779	2371	3426	2075	2511	2029	1695	2415
28	1376	1618	2117	2365	1907	2761	3229	2139	2319	1973	1654	2734
29	1361		3032	2143	2014	2511	2653	2258	2369	1962	2079	2189
30	1434		2106	2690	2412	2451	2613	2621	2035	1906	1733	2205
31	1489		1983		2336		2709	2576		2149		2125
Ukupno- Total	51292	46647	56170	63137	68463	66924	81044	85132	69703	67910	63385	57309
Prosjek- Average	1655	4241	1812	2105	2208	2231	2614	2746	2323	2191	2113	1849
Godišnji prosjek (PGDS) - Annual average (AADT)												2129

BROJANJE VOZILA NA MREŽI PUTEVA U REPUBLICI SRPSKOJ – 2013. GODINA
VEHICLE COUNTING ON THE ROAD NETWORK OF THE REPUBLIC OF SRPSKA – YEAR 2013

STRUKTURA SAOBRAĆAJNOG TOKA
TRAFFIC FLOW COMPOSITION

Automatski brojač broj - Automatic counter number 000005
 Lokalitet - Location / Stacionaža - Mileage [km+m] Donji Jelovac / 20+296,00
 Broj puta - Road number / Dionica - Section M 15 / Kozarska Dubica 1 - Prijedor

Mjesec - Month	Smjer - Direction	Dužina vozila - Vehicle length								Ukupno - Total
		< 5,5 m	(%)	5,5 - 12 m	(%)	12 - 16,5 m	(%)	< 16,5 m	(%)	
Januar - January	I	22616	93.3	1496	6.2	108	0.4	8	0.0	24228
	II	25011	92.4	1729	6.4	316	1.2	8	0.0	27064
	ukupno - total	47627	92.9	3225	6.3	424	0.8	16	0.0	51292
Februar - February	I	21409	91.2	1858	7.9	196	0.8	7	0.0	23470
	II	20894	90.1	2026	8.7	236	1.0	21	0.1	23177
	ukupno - total	42303	90.7	3884	8.3	432	0.9	28	0.1	46647
Mart - March	I	26743	92.1	2068	7.1	212	0.7	6	0.0	29029
	II	24282	89.5	2418	8.9	423	1.6	18	0.1	27141
	ukupno - total	51025	90.8	4486	8.0	635	1.1	24	0.0	56170
April - April	I	29280	92.0	2231	7.0	296	0.9	8	0.0	31815
	II	28211	90.1	2481	7.9	621	2.0	9	0.0	31322
	ukupno - total	57491	91.1	4712	7.5	917	1.5	17	0.0	63137
Maj - May	I	31259	93.0	2120	6.3	220	0.7	12	0.0	33611
	II	31969	91.7	2371	6.8	508	1.5	4	0.0	34852
	ukupno - total	63228	92.4	4491	6.6	728	1.1	16	0.0	68463
Juni - June	I	31024	92.2	2340	7.0	257	0.8	10	0.0	33631
	II	30102	90.4	2641	7.9	545	1.6	5	0.0	33293
	ukupno - total	61126	91.3	4981	7.4	802	1.2	15	0.0	66924
Juli - July	I	40591	94.0	2326	5.4	263	0.6	20	0.0	43200
	II	34995	92.5	2490	6.6	356	0.9	3	0.0	37844
	ukupno - total	75586	93.3	4816	5.9	619	0.8	23	0.0	81044
Avgust - August	I	38148	93.6	2305	5.7	307	0.8	14	0.0	40774
	II	41377	93.3	2640	6.0	333	0.8	8	0.0	44358
	ukupno - total	79525	93.4	4945	5.8	640	0.8	22	0.0	85132
Septembar - September	I	31393	92.4	2268	6.7	315	0.9	8	0.0	33984
	II	32725	91.6	2620	7.3	359	1.0	15	0.0	35719
	ukupno - total	64118	92.0	4888	7.0	674	1.0	23	0.0	69703
Oktobar - October	I	31050	91.3	2535	7.5	421	1.2	6	0.0	34012
	II	30558	90.1	2822	8.3	497	1.5	21	0.1	33898
	ukupno - total	61608	90.7	5357	7.9	918	1.4	27	0.0	67910
Novembar - November	I	29180	91.8	2353	7.4	249	0.8	8	0.0	31790
	II	28801	91.2	2509	7.9	268	0.8	17	0.1	31595
	ukupno - total	57981	91.5	4862	7.7	517	0.8	25	0.0	63385
Decembar - December	I	27056	92.3	2100	7.2	162	0.6	10	0.0	29328
	II	25496	91.1	2292	8.2	187	0.7	6	0.0	27981
	ukupno - total	52552	91.7	4392	7.7	349	0.6	16	0.0	57309
Ukupno (godišnje) - Total (annual)	I	359749	92.5	26000	6.7	3006	0.8	117	0.0	388872
	II	354421	91.3	29039	7.5	4649	1.2	135	0.0	388244
	ukupno - total	714170	91.9	55039	7.1	7655	1.0	252	0.0	777116
Prosjeak (PGDS) - Average (AADT)	I	986	92.5	71	6.7	8	0.8	0	0.0	1065
	II	971	91.3	80	7.5	13	1.2	0	0.0	1064
	ukupno - total	1957	91.9	151	7.1	21	1.0	1	0.0	2129

BRONANJE VOZILA NA MREŽI PUTEVA U REPUBLICI SRPSKOJ – 2013. GODINA
VEHICLE COUNTING ON THE ROAD NETWORK OF THE REPUBLIC OF SRPSKA – YEAR 2013

SAOBRAĆAJNI POKAZATELJI

Automatski brojač broj
 Lokalizet / Stacionaža [km+m]
 Broj puta / Dionica

000005

Donji Jelovac / 20+296,00

M 15 / Kozarska Dubica 1 - Prijedor

Mjesec	Snjir	minimalni čas		maksimalni čas		minimalni dan		maksimalni dan		dnevni prosjek (05-21 h)	noćni prosjek (21-05 h)	prosjek radnim danom	prosjek vikendom	ljetni prosjek
		datum/dan	čas	voz/h	voz/dan	datum/dan	voz/dan	voz/dan	voz/dan					
Januar	I	9/srijeda	2	0	20/nedjelja	16	117	27/nedjelja	480	1102	709	483	299	
	II	9/srijeda	2	0	5/subota	11	155	26/subota	628	1605	798	75	496	377
	I+II	9/srijeda	2	0	5/subota	10	238	27/nedjelja	1143	2666	1507	148	978	676
Februar	I	4/ponedjeljak	3	0	8/petak	19	91	24/nedjelja	592	1205	772	610	228	
	II	5/utorak	2	0	12/utorak	14	103	21/četvrtak	685	1069	767	61	586	242
	I+II	5/utorak	2	1	16/subota	10	171	21/četvrtak	1378	2101	1538	128	1196	470
Mart	I	5/utorak	2	0	29/petak	21	143	26/utorak	693	1937	850	87	641	295
	II	5/utorak	2	0	6/srijeda	12	111	14/četvrtak	666	1120	812	63	570	305
	I+II	5/utorak	2	0	29/petak	12	209	14/četvrtak	1395	3032	1662	150	1211	601
April	I	8/ponedjeljak	2	0	30/utorak	19	149	2/utorak	732	1700	954	106	775	285
	II	4/četvrtak	2	0	1/ponedjeljak	12	167	4/četvrtak	850	1833	961	83	753	292
	I+II	8/ponedjeljak	2	0	1/ponedjeljak	12	233	3/srijeda	1723	2838	1915	189	1528	577
Maj	I	3/petak	2	1	18/subota	11	113	26/nedjelja	829	1438	958	127	622	462
	II	2/četvrtak	3	0	6/ponedjeljak	11	184	9/četvrtak	871	1731	1027	97	597	527
	I+II	20/ponedjeljak	2	2	6/ponedjeljak	11	279	27/ponedjeljak	1779	2994	1985	224	1219	989
Juni	I	18/utorak	2	0	22/subota	10	128	2/nedjelja	824	1566	974	147	736	385
	II	12/srijeda	2	0	25/utorak	12	122	4/utorak	885	1537	992	118	695	415
	I+II	18/utorak	2	1	23/nedjelja	14	199	4/utorak	1754	2761	1966	265	1431	800
Juli	I	8/ponedjeljak	2	0	26/petak	19	174	2/utorak	1023	2123	1195	198	990	404
	II	16/utorak	2	0	28/nedjelja	11	165	4/četvrtak	964	1877	1088	133	858	363
	I+II	3/srijeda	2	3	28/nedjelja	11	263	4/četvrtak	2028	3444	2283	332	1848	767
Avgust	I	21/srijeda	3	0	16/petak	20	144	18/nedjelja	1027	1982	1135	180	910	406
	II	16/petak	1	0	4/nedjelja	10	181	27/utorak	1048	2283	1277	154	931	500
	I+II	20/utorak	3	3	4/nedjelja	16	270	27/utorak	2075	3766	2412	334	1840	906
Septembar	I	22/nedjelja	3	0	20/petak	19	124	23/ponedjeljak	956	1496	1013	120	791	342
	II	4/srijeda	2	0	22/nedjelja	18	124	24/utorak	983	1654	1081	110	781	409
	I+II	18/srijeda	2	1	22/nedjelja	18	217	24/utorak	1942	2851	2094	229	1573	751
Oktobar	I	1/utorak	2	0	5/subota	15	144	27/nedjelja	861	1471	1001	97	818	279
	II	15/utorak	2	0	20/nedjelja	16	131	15/utorak	927	1461	1006	87	777	316
	I+II	28/ponedjeljak	0	1	6/nedjelja	18	229	15/utorak	1865	2677	2007	184	1595	596
Novembar	I	12/utorak	3	0	2/subota	13	192	24/nedjelja	722	2120	928	131	696	364
	II	4/ponedjeljak	4	0	5/utorak	17	186	30/subota	808	1983	956	98	703	350
	I+II	14/četvrtak	3	0	2/subota	13	285	28/četvrtak	1654	3198	1884	229	1399	714
Decembar	I	4/srijeda	2	0	28/subota	15	158	24/utorak	728	1921	857	89	666	280
	II	4/srijeda	1	0	29/nedjelja	12	145	26/četvrtak	755	1415	838	65	620	282
	I+II	4/srijeda	2	0	28/subota	15	219	24/utorak	1506	2734	1694	154	1286	562
Godina	I	9.1/srijeda	2	0	2.11/subota	13	192	27.1/nedjelja	480	2123	947	119	1064	1243
	II	9.1/srijeda	2	0	5.11/utorak	17	186	26.1/subota	628	2283	968	96	1019	1161
	I+II	9.1/srijeda	2	0	2.11/subota	13	285	27.1/nedjelja	1143	3766	1915	214	2083	2229

BROJANJE VOZILA NA MREŽI PUTEVA U REPUBLICI SRPSKOJ – 2013. GODINA
VEHICLE COUNTING ON THE ROAD NETWORK OF THE REPUBLIC OF SRPSKA – YEAR 2013

TRAFFIC PARAMETERS

Automatic counter number
 Location / Mileage [km+m]
 Road number / Section

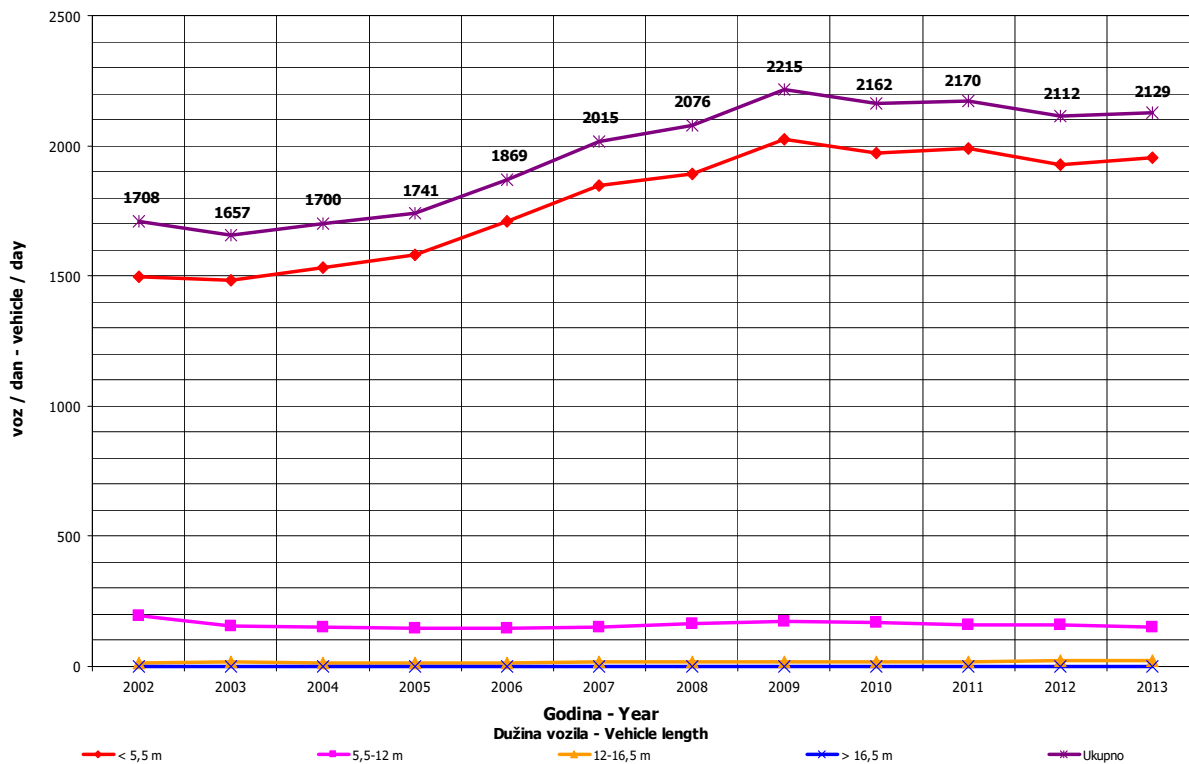
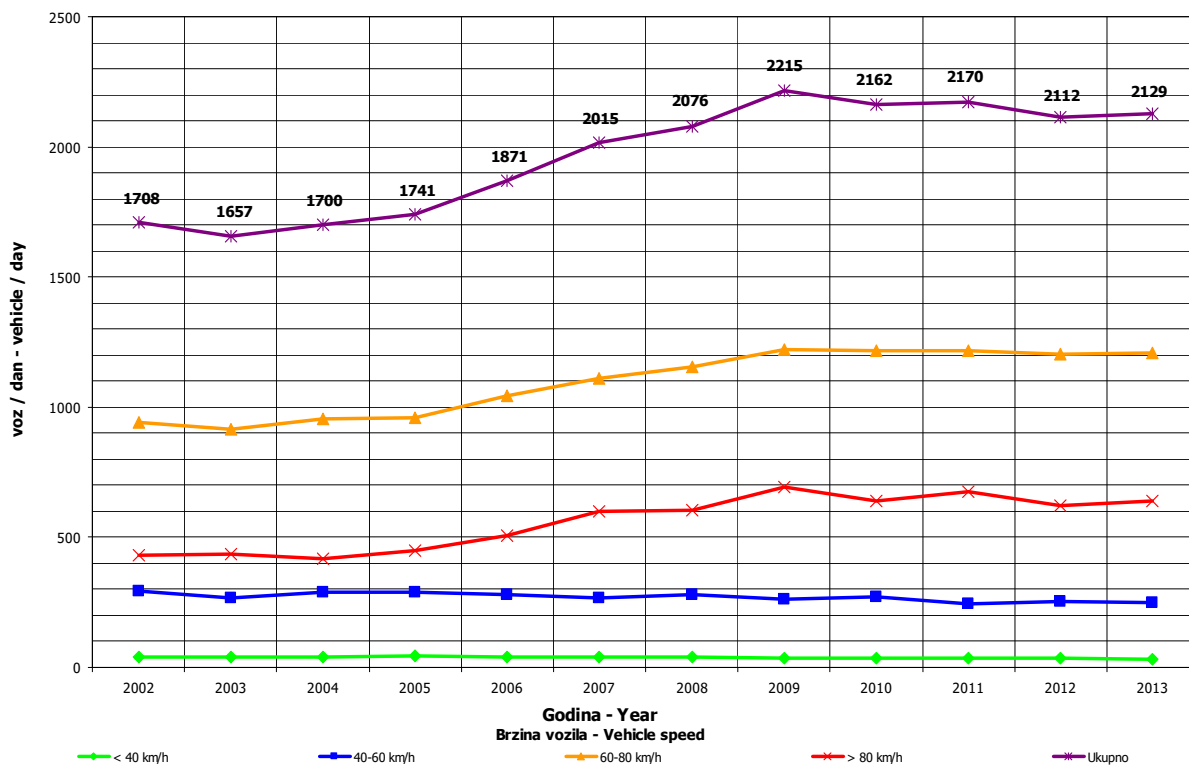
000005
 Donji Jelovac / 20+296,00
 M 15 / Kozarska Dubica 1 - Prijedor

Month	Direction	minimum hour		maximum hour		veh/h	minimum day		maximum day		veh/day	day time average (5-21 h)	night average (21-05 h)	working day average	weekend average	summer average
		date/day	hour	date/day	hour		date/day	veh/day								
January	I	9/Wednesday	2	0	20/Sunday	16	117	27/Sunday	480	4/Friday	1102	709	73	483	299	
	II	9/Wednesday	2	0	5/Saturday	11	155	26/Saturday	628	5/Saturday	1605	798	75	496	377	
	I+II	9/Wednesday	2	0	5/Saturday	10	238	27/Sunday	1143	5/Saturday	2666	1507	148	978	676	
February	I	4/Monday	3	0	8/Friday	19	91	24/Sunday	592	8/Friday	1205	772	67	610	228	
	II	5/Tuesday	2	0	12/Tuesday	14	103	21/Thursday	685	12/Tuesday	1069	767	61	586	242	
	I+II	5/Tuesday	2	1	16/Saturday	10	171	21/Thursday	1378	8/Friday	2101	1538	128	1196	470	
March	I	5/Tuesday	2	0	29/Friday	21	143	26/Tuesday	693	29/Friday	1937	850	87	641	295	
	II	5/Tuesday	2	0	6/Wednesday	12	111	14/Thursday	666	31/Sunday	1120	812	63	570	305	
	I+II	5/Tuesday	2	0	29/Friday	12	209	14/Thursday	1395	29/Friday	3032	1662	150	1211	601	
April	I	8/Monday	2	0	30/Tuesday	19	149	2/Tuesday	732	27/Saturday	1700	954	106	775	285	
	II	4/Thursday	2	0	1/Monday	12	167	4/Thursday	850	1/Monday	1833	961	83	753	292	
	I+II	8/Monday	2	0	1/Monday	12	233	3/Wednesday	1723	25/Thursday	2838	1915	189	1528	577	
May	I	3/Friday	2	1	18/Saturday	11	113	26/Sunday	829	17/Friday	1438	958	127	622	462	
	II	2/Thursday	3	0	6/Monday	11	184	9/Thursday	871	5/Sunday	1731	1027	97	597	527	
	I+II	20/Monday	2	2	6/Monday	11	279	27/Monday	1779	4/Saturday	2994	1985	224	1219	989	
June	I	18/Tuesday	2	0	22/Saturday	10	128	2/Sunday	824	22/Saturday	1566	974	147	736	385	1121
	II	12/Wednesday	2	0	25/Tuesday	12	122	4/Tuesday	885	2/Sunday	1537	992	118	695	415	1110
	I+II	18/Tuesday	2	1	23/Sunday	14	199	4/Tuesday	1754	28/Friday	2761	1966	265	1431	800	2231
July	I	8/Monday	2	0	26/Friday	19	174	2/Tuesday	1023	20/Saturday	2123	1195	198	990	404	1394
	II	16/Tuesday	2	0	28/Sunday	11	165	4/Thursday	964	28/Sunday	1877	1088	133	858	363	1221
	I+II	3/Wednesday	2	3	28/Sunday	11	263	4/Thursday	2028	26/Friday	3444	2283	332	1848	767	2614
August	I	21/Wednesday	3	0	16/Friday	20	144	18/Sunday	1027	2/Friday	1982	1135	180	910	406	1315
	II	16/Friday	1	0	4/Sunday	10	181	27/Tuesday	1048	4/Sunday	2283	1277	154	931	500	1431
	I+II	20/Tuesday	3	3	4/Sunday	16	270	27/Tuesday	2075	3/Saturday	3766	2412	334	1840	906	2746
September	I	22/Sunday	3	0	20/Friday	19	124	23/Monday	956	20/Friday	1496	1013	120	791	342	1133
	II	4/Wednesday	2	0	22/Sunday	18	124	24/Tuesday	983	1/Sunday	1654	1081	110	781	409	1191
	I+II	18/Wednesday	2	1	22/Sunday	18	217	24/Tuesday	1942	1/Sunday	2851	2094	229	1573	751	2323
October	I	1/Tuesday	2	0	5/Saturday	15	144	27/Sunday	861	4/Friday	1471	1001	97	818	279	
	II	15/Tuesday	2	0	20/Sunday	16	131	15/Tuesday	927	6/Sunday	1461	1006	87	777	316	
	I+II	28/Monday	0	1	6/Sunday	18	229	15/Tuesday	1865	18/Friday	2677	2007	184	1595	596	
November	I	12/Tuesday	3	0	2/Saturday	13	192	24/Sunday	722	2/Saturday	2120	928	131	696	364	
	II	4/Monday	4	0	5/Tuesday	17	186	30/Saturday	808	5/Tuesday	1983	956	98	703	350	
	I+II	14/Thursday	3	0	2/Saturday	13	285	28/Thursday	1654	2/Saturday	3198	1884	229	1399	714	
December	I	4/Wednesday	2	0	28/Saturday	15	158	24/Tuesday	728	28/Saturday	1921	857	89	666	280	
	II	4/Wednesday	1	0	29/Sunday	12	145	26/Thursday	755	1415	1415	838	65	620	282	
	I+II	4/Wednesday	2	0	28/Saturday	15	219	24/Tuesday	1506	28/Saturday	2734	1694	154	1286	562	
Year	I	9.1/Wednesday	2	0	2.11/Saturday	13	192	27.1/Sunday	480	20.7/Saturday	2123	947	119	1064	1068	1243
	II	9.1/Wednesday	2	0	5.11/Tuesday	17	186	26.1/Saturday	628	4.8/Sunday	2283	968	96	1019	1161	1239
	I+II	9.1/Wednesday	2	0	2.11/Saturday	13	285	27.1/Sunday	1143	3.8/Saturday	3766	1915	214	2083	2229	2482

GODIŠNJA NERAVNOMJERNOST SAOBRAĆAJNOG TOKA TRAFFIC FLOW ANNUAL VARIATION

Automatski brojač broj - Automatic counter number
 Lokalizet - Location / Stacionaža - Mileage [km+m]
 Broj puta - Road number / Dionica - Section

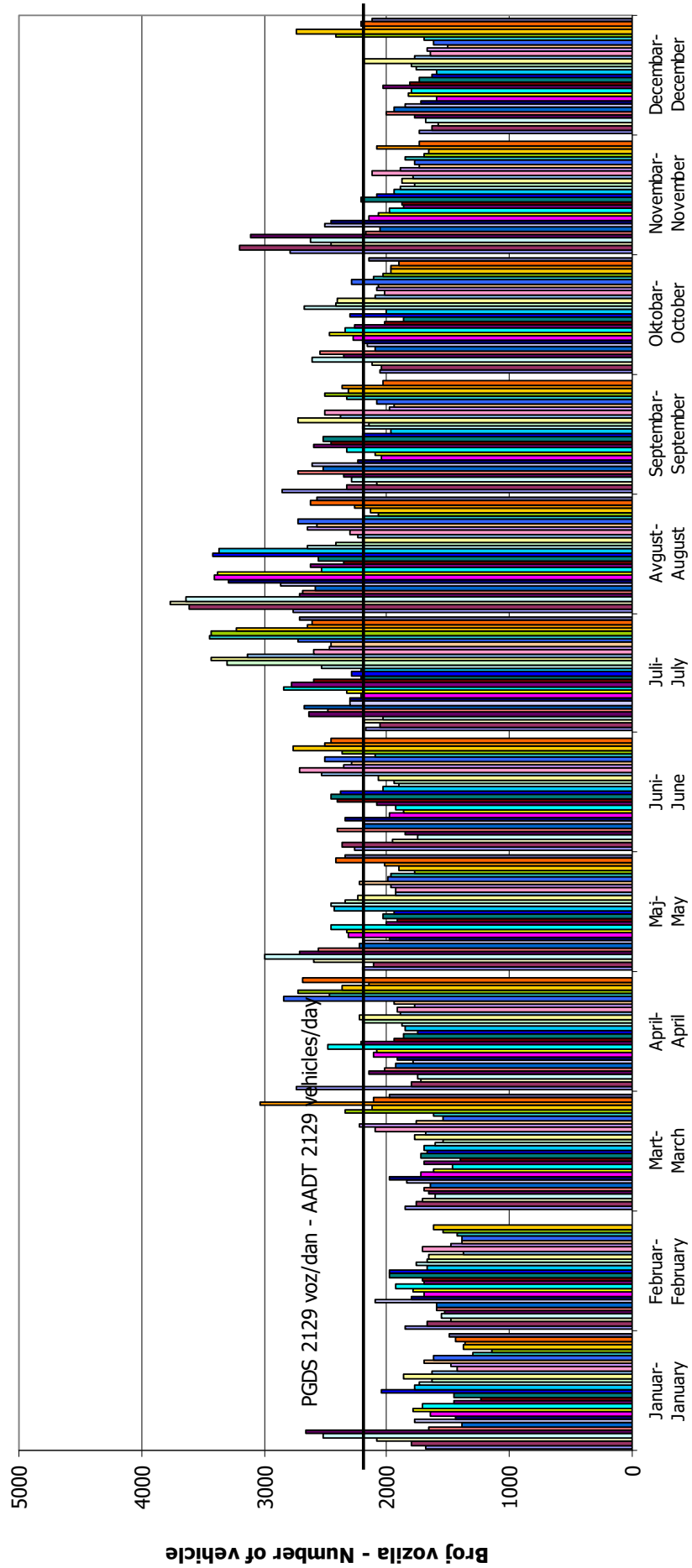
000005
 Donji Jelovac / 20+296,00
 M 15 / Kozarska Dubica 1 - Prijedor



**DNEVNA NERAVNOMJERNOST SAOBRAĆAJNOG TOKA
 TRAFFIC FLOW DAILY VARIATION**

Automatski brojač broj - Automatic counter number
 Lokalitet - Location / Stacionaža - Mileage [km+tm]
 Broj puta - Road number/ Dionica - Section

000005
 Donji Jelovac / 21+600,00
 M 15 / Kozarska Dubica 1 - Prijedor

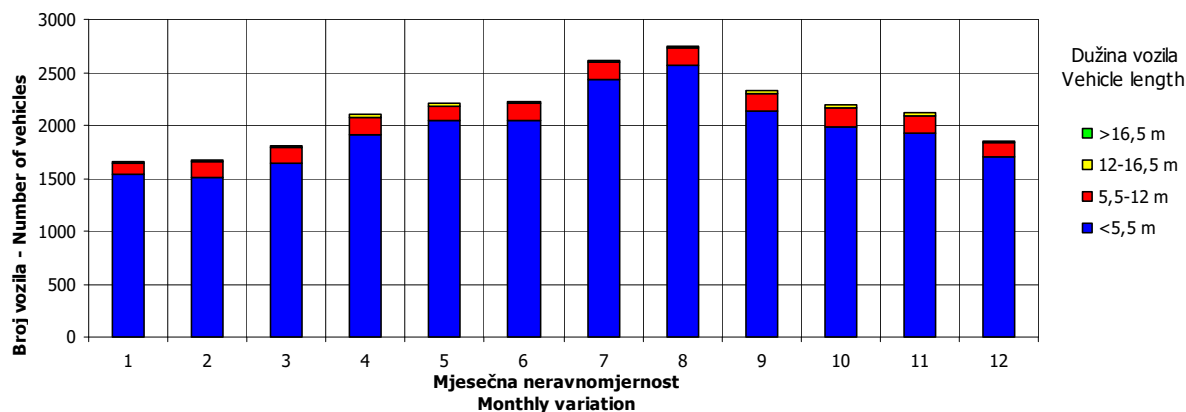
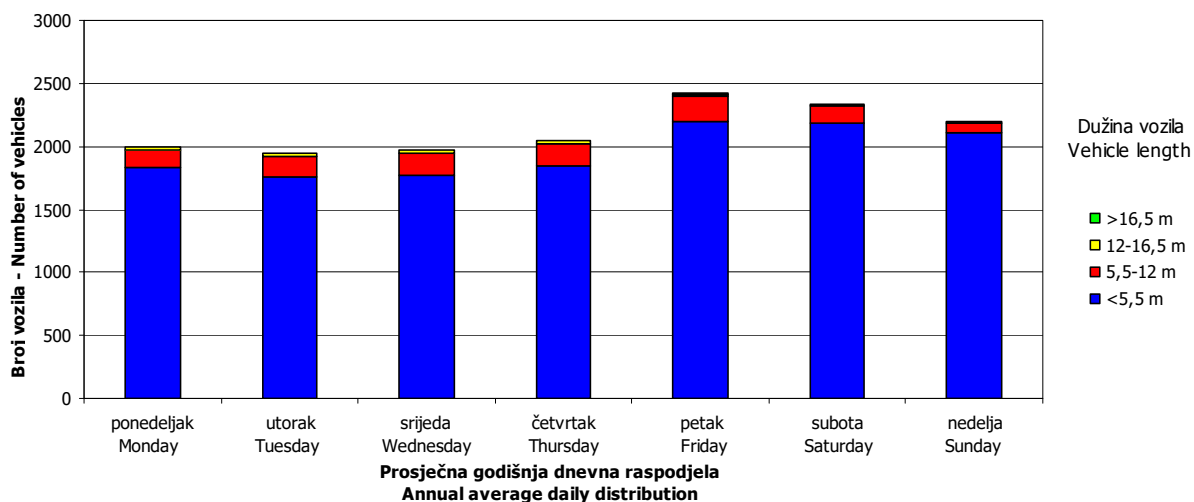
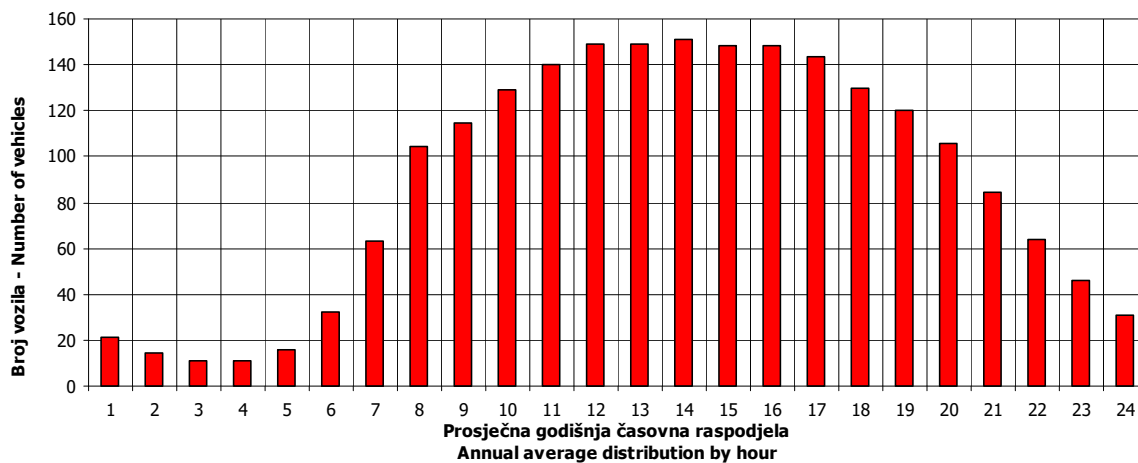


VREMENSKA RASPODJELA SAOBRAĆAJNOG TOKA TRAFFIC FLOW TIME DISTRIBUTION

Automatski brojač broj - Automatic counter number
 Lokalizet - Location / Stacionaža - Mileage [km+m]
 Broj puta - Road number / Dionica - Section

000005
 Donji Jelovac / 20+296,00
 M 15 / Kozarska Dubica 1 - Prijedor

PGDS 2129 voz/dan AADT 2129 veh/day

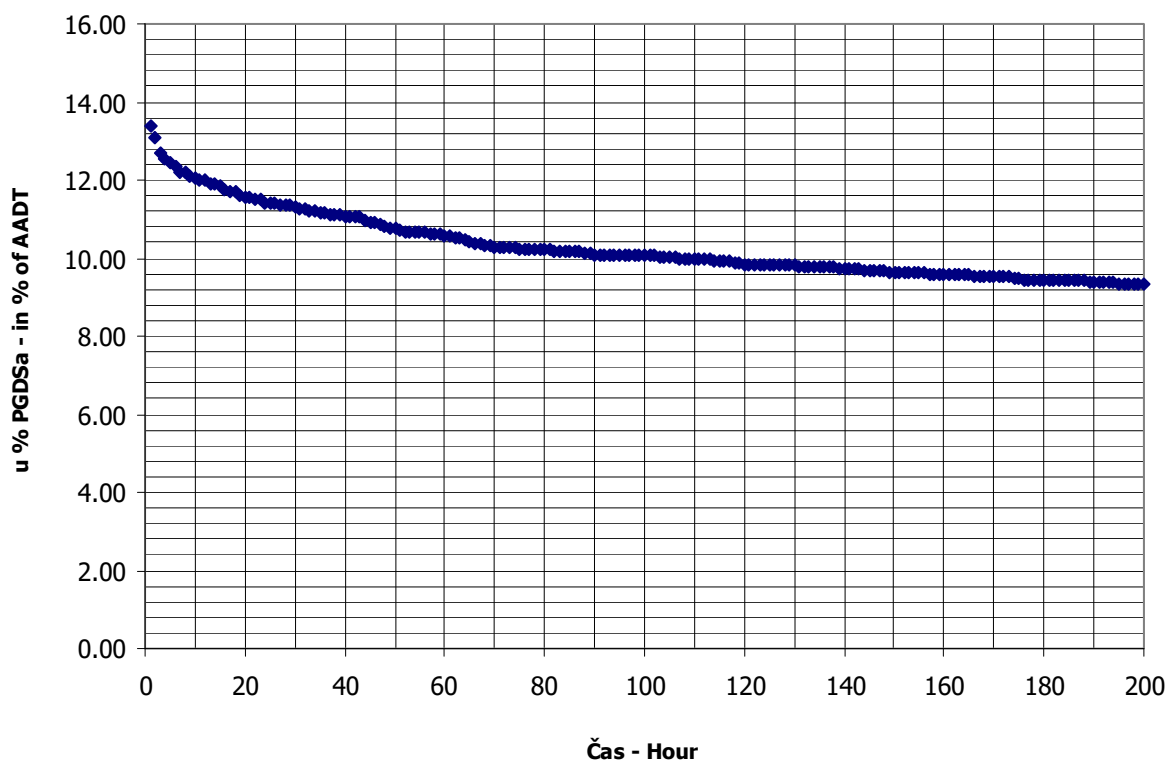


SATNA DISTRIBUCIJA SAOBRAĆAJNOG TOKA TRAFFIC FLOW HOURLY DISTRIBUTION

Automatski brojač broj - Automatic counter number
Lokalitet - Location / Stacionaža - Mileage [km+m]
Broj puta - Road number / Dionica - Section

000005
Donji Jelovac / 20+296,00
M 15 / Kozarska Dubica 1 - Prijedor

PGDS - AADT	2129 voz/dan - veh/day							
Čas - Hour	Maksimalni vršni sat - Maximum peak hour	10	20	30	40	50	100	200
Sat u danu - Hour of day	13	16	11	11	11	14	14	11
Sat u godini - Hour in year	7333	5008	5339	4979	5483	5006	5294	5387
Dan - Day of week	subota - Saturday	nedelja - Sunday	nedelja - Sunday	subota - Saturday	subota - Saturday	nedelja - Sunday	petak - Friday	utorak - Tuesday
Datum - Date	2	28	11	27	17	28	9	13
Mjesec - Month	novembar - November	juli - July	avgust - August	juli - July	avgust - August	juli - July	avgust - August	avgust - August
Vrijednost - Value	285	256	246	240	235	228	214	199
% - percent	13.39	12.02	11.55	11.27	11.04	10.71	10.05	9.35



BROJANJE VOZILA NA MREŽI PUTEVA U REPUBLICI SRPSKOJ – 2013. GODINA
VEHICLE COUNTING ON THE ROAD NETWORK OF THE REPUBLIC OF SRPSKA – YEAR 2013

MJESEČNI BROJ VOZILA
MONTHLY NUMBER OF VEHICLES

Automatski brojač broj - Automatic counter number
 Lokalitet - Location / Stacionaža - Mileage [km+m]
 Broj puta - Road number / Dionica - Section

000006
 Komlenac / 14+835,00
 M 14 / Kostajnica - Kozarska Dubica 1

6

	Mjesec - Month											
	Januar- January	Februar- February	Mart- March	April- April	Maj- May	Jun- June	Juli- July	August- August	Septembar- September	Oktober- October	Novembar- November	Decembar- December
1	649	1021	1072	1162	1200	1267	1443	1410	1391	1235	1268	814
2	883	916	1080	1025	1284	1145	1355	1600	1381	1288	1361	906
3	1052	617	804	1202	1342	1277	1576	1831	1312	1143	1038	974
4	1084	812	986	1011	1605	1098	1260	1521	1384	1248	1233	1172
5	1102	885	1029	1081	1225	1259	1338	1641	1257	1342	1337	1072
6	874	999	1068	1021	1315	1139	1409	1845	1304	1187	1289	1104
7	708	906	990	814	1335	1317	1107	1568	1428	1225	1189	1177
8	968	1026	1199	1023	1464	1386	1302	1485	1214	1097	1284	871
9	814	957	1218	973	1043	1187	1405	1552	1363	1359	1266	1071
10	1055	659	871	1262	1394	1218	1390	1745	1239	1251	1031	994
11	1074	902	986	1048	1266	1174	1465	1278	1427	1200	1196	1059
12	1060	828	974	1143	1220	1380	1396	1381	1227	1351	1065	1099
13	772	719	1171	1226	1155	1343	1519	1419	1415	1369	1235	1136
14	703	794	868	1070	1311	1458	1353	1538	1597	1158	1120	1137
15	853	977	1030	1143	1426	1554	1559	1429	1485	1173	1190	839
16	1139	948	1039	1212	1256	1168	1561	1578	1172	1447	1210	1046
17	1034	744	797	1369	1377	1260	1551	1438	1199	1335	893	1047
18	846	914	1007	1247	1491	1213	1419	1333	1296	1410	1125	1236
19	854	862	1016	1394	1473	1306	1551	1489	1315	1406	1056	999
20	844	1142	1182	1195	1316	1309	1676	1345	1331	1244	1251	1168
21	914	797	964	885	1313	1346	1407	1515	1441	1220	1080	987
22	934	1073	1071	1208	1309	1553	1425	1306	1163	1176	1108	873
23	1059	919	1121	1202	1247	1458	1402	1562	1271	1374	1078	988
24	836	667	774	1327	1281	1477	1415	1532	1111	1183	852	995
25	826	906	907	1525	1401	1336	1566	1320	1394	1171	831	1010
26	818	897	801	1419	1080	1448	1416	1386	1220	1196	1066	973
27	625	1038	1317	1421	1247	1352	1788	1366	1351	917	1138	1049
28	891	891	1088	1129	1181	1445	1313	1558	1518	1140	972	1054
29	798		1168	1318	1375	1351	1347	1507	1294	1060	1138	695
30	950		1156	1492	1240	1172	1370	1495	1207	1269	1030	845
31	932		900		1237		1562	1716		1196		1059
Ukupno- Total	27951	24816	31654	35547	40409	39396	44646	46689	39707	38370	33930	31449
Prosjek- Average	902	2256	1021	1185	1304	1313	1440	1506	1324	1238	1131	1014
Godišnji prosjek (PGDS) - Annual average (AADT)												1191

BROJANJE VOZILA NA MREŽI PUTEVA U REPUBLICI SRPSKOJ – 2013. GODINA
VEHICLE COUNTING ON THE ROAD NETWORK OF THE REPUBLIC OF SRPSKA – YEAR 2013

STRUKTURA SAOBRAĆAJNOG TOKA
TRAFFIC FLOW COMPOSITION

Automatski brojač broj - Automatic counter number
 Lokalitet - Location / Stacionaža - Mileage [km+m]
 Broj puta - Road number / Dionica - Section

000006
 Komlenac / 14+835,00
 M 14 / Kostajnica - Kozarska Dubica 1

Mjesec - Month	Smjer - Direction	Dužina vozila - Vehicle length								Ukupno - Total
		< 5,5 m	(%)	5,5 - 12 m	(%)	12 - 16,5 m	(%)	< 16,5 m	(%)	
Januar - January	I	12883	90.4	1130	7.9	236	1.7	3	0.0	14252
	II	12581	91.8	915	6.7	202	1.5	1	0.0	13699
	ukupno - total	25464	91.1	2045	7.3	438	1.6	4	0.0	27951
Februar - February	I	11144	88.5	1208	9.6	236	1.9	2	0.0	12590
	II	11014	90.1	999	8.2	211	1.7	2	0.0	12226
	ukupno - total	22158	89.3	2207	8.9	447	1.8	4	0.0	24816
Mart - March	I	14255	89.0	1434	9.0	323	2.0	7	0.0	16019
	II	14054	89.9	1297	8.3	281	1.8	3	0.0	15635
	ukupno - total	28309	89.4	2731	8.6	604	1.9	10	0.0	31654
April - April	I	15878	89.2	1570	8.8	350	2.0	1	0.0	17799
	II	15985	90.1	1419	8.0	343	1.9	1	0.0	17748
	ukupno - total	31863	89.6	2989	8.4	693	1.9	2	0.0	35547
Maj - May	I	18572	90.8	1496	7.3	385	1.9	1	0.0	20454
	II	18248	91.4	1347	6.8	358	1.8	2	0.0	19955
	ukupno - total	36820	91.1	2843	7.0	743	1.8	3	0.0	40409
Juni - June	I	17780	89.6	1708	8.6	348	1.8	0	0.0	19836
	II	17675	90.4	1573	8.0	307	1.6	5	0.0	19560
	ukupno - total	35455	90.0	3281	8.3	655	1.7	5	0.0	39396
Juli - July	I	20341	90.8	1701	7.6	370	1.7	2	0.0	22414
	II	20245	91.1	1591	7.2	393	1.8	3	0.0	22232
	ukupno - total	40586	90.9	3292	7.4	763	1.7	5	0.0	44646
Avgust - August	I	21544	91.2	1702	7.2	381	1.6	1	0.0	23628
	II	21081	91.4	1594	6.9	385	1.7	1	0.0	23061
	ukupno - total	42625	91.3	3296	7.1	766	1.6	2	0.0	46689
Septembar - September	I	17983	89.7	1703	8.5	366	1.8	3	0.0	20055
	II	17687	90.0	1575	8.0	387	2.0	3	0.0	19652
	ukupno - total	35670	89.8	3278	8.3	753	1.9	6	0.0	39707
Oktobar - October	I	17207	88.1	1863	9.5	458	2.3	0	0.0	19528
	II	16678	88.5	1715	9.1	445	2.4	4	0.0	18842
	ukupno - total	33885	88.3	3578	9.3	903	2.4	4	0.0	38370
Novembar - November	I	14955	87.8	1726	10.1	348	2.0	2	0.0	17031
	II	14986	88.7	1545	9.1	366	2.2	2	0.0	16899
	ukupno - total	29941	88.2	3271	9.6	714	2.1	4	0.0	33930
Decembar - December	I	14151	89.3	1427	9.0	262	1.7	5	0.0	15845
	II	14008	89.8	1298	8.3	296	1.9	2	0.0	15604
	ukupno - total	28159	89.5	2725	8.7	558	1.8	7	0.0	31449
Ukupno (godišnje) - Total (annual)	I	196693	89.6	18668	8.5	4063	1.9	27	0.0	219451
	II	194242	90.3	16868	7.8	3974	1.8	29	0.0	215113
	ukupno - total	390935	90.0	35536	8.2	8037	1.8	56	0.0	434564
Prosjeak (PGDS) - Average (AADT)	I	539	89.6	51	8.5	11	1.9	0	0.0	601
	II	532	90.3	46	7.8	11	1.8	0	0.0	589
	ukupno - total	1071	90.0	97	8.2	22	1.8	0	0.0	1191

BRONANJE VOZILA NA MREŽI PUTEVA U REPUBLICI SRPSKOJ – 2013. GODINA
VEHICLE COUNTING ON THE ROAD NETWORK OF THE REPUBLIC OF SRPSKA – YEAR 2013

SAOBRAĆAJNI POKAZATELJI

Automatski brojač broj
 Lokalizet / Stacionaža [km+m]
 Broj puta / Dionica

000006
 Komlenac / 14+835,00
 M 14 / Kostajnica - Kozarska Dubica 1

Mjesec	Snjir	minimalni čas		maksimalni čas		voz/h		minimalni dan		maksimalni dan		dnevni prosjek (05-21 h)	noćni prosjek (21-05 h)	prosjek radnim danom	prosjek vikendom	ljetni prosjek
		datum/dan	čas	datum/dan	čas	voz/dan	voz/dan	datum/dan	voz/dan							
Januar	I	3/četvrtak	3	0	10/četvrtak	15	58	1/utorak	320	16/srijeda	572	416	44	284	176	
	II	4/petak	3	0	11/petak	12	65	27/nedjelja	290	16/srijeda	567	400	42	272	170	
	I+II	16/srijeda	2	0	23/srijeda	12	110	27/nedjelja	625	16/srijeda	1139	816	86	556	345	
Februar	I	4/ponedjeljak	1	0	20/srijeda	7	62	3/nedjelja	326	22/petak	583	413	37	333	117	
	II	1/petak	3	0	27/srijeda	13	55	3/nedjelja	291	20/srijeda	566	399	38	324	112	
	I+II	13/srijeda	2	0	8/petak	11	97	3/nedjelja	617	20/srijeda	1142	812	74	657	230	
Mart	I	1/petak	4	0	27/srijeda	7	62	24/nedjelja	407	27/srijeda	660	476	41	357	160	
	II	1/petak	2	0	20/srijeda	12	65	24/nedjelja	367	27/srijeda	657	461	44	349	155	
	I+II	4/ponedjeljak	2	0	10/srijeda	12	104	24/nedjelja	774	27/srijeda	1317	936	85	706	315	
April	I	2/utorak	1	0	17/srijeda	7	65	7/nedjelja	418	25/četvrtak	748	540	53	446	147	
	II	1/ponedjeljak	4	0	24/srijeda	11	74	7/nedjelja	396	30/utorak	792	539	53	447	145	
	I+II	4/četvrtak	3	0	27/subota	11	124	7/nedjelja	814	25/četvrtak	1525	1079	106	893	292	
Maj	I	7/utorak	3	0	25/subota	19	137	9/četvrtak	522	9/četvrtak	840	593	67	381	279	
	II	3/petak	3	0	19/nedjelja	11	95	9/četvrtak	521	4/subota	765	574	70	376	268	
	I+II	14/utorak	2	0	25/subota	19	175	9/četvrtak	1043	4/subota	1605	1167	137	757	547	
Juni	I	6/četvrtak	2	0	24/ponedjeljak	2	83	4/utorak	557	24/ponedjeljak	843	567	94	441	220	661
	II	3/ponedjeljak	4	0	23/nedjelja	21	116	16/nedjelja	533	22/subota	793	574	78	431	221	652
	I+II	3/ponedjeljak	4	1	23/nedjelja	21	157	4/utorak	1098	15/subota	1554	1141	173	872	441	1313
Juli	I	10/srijeda	2	0	27/subota	19	171	7/nedjelja	588	27/subota	929	621	102	534	189	723
	II	3/srijeda	1	0	20/subota	16	84	7/nedjelja	519	20/subota	882	621	97	533	184	717
	I+II	29/ponedjeljak	3	0	27/subota	19	207	7/nedjelja	1107	27/subota	1788	1242	199	1067	373	1440
Avgust	I	12/ponedjeljak	3	0	31/subota	18	101	22/četvrtak	652	6/utorak	935	657	105	534	228	762
	II	2/petak	3	0	3/subota	13	82	18/nedjelja	603	6/utorak	910	651	93	529	215	744
	I+II	14/srijeda	3	1	3/subota	11	144	11/nedjelja	1278	6/utorak	1845	1308	198	1064	442	1506
Septembar	I	3/utorak	2	0	28/subota	14	109	24/utorak	560	14/subota	835	603	66	455	214	669
	II	4/srijeda	3	0	15/nedjelja	13	93	24/utorak	551	14/subota	762	586	69	451	204	655
	I+II	10/utorak	1	1	28/subota	14	162	24/utorak	1111	14/subota	1597	1188	135	906	418	1324
Oktobar	I	1/utorak	1	0	20/nedjelja	18	85	27/nedjelja	504	13/nedjelja	823	578	52	460	170	
	II	3/četvrtak	4	0	5/subota	16	124	27/nedjelja	413	5/subota	723	556	51	455	153	
	I+II	4/petak	3	0	5/subota	16	154	27/nedjelja	917	16/srijeda	1447	1135	103	915	323	
Novembar	I	4/ponedjeljak	2	0	5/utorak	14	65	25/ponedjeljak	437	5/utorak	677	509	59	386	182	
	II	1/petak	3	0	2/subota	11	63	25/ponedjeljak	394	2/subota	721	505	58	384	179	
	I+II	5/utorak	5	0	5/utorak	17	123	25/ponedjeljak	831	2/subota	1361	1015	117	770	361	
Decembar	I	2/ponedjeljak	4	0	4/srijeda	6	60	29/nedjelja	360	18/srijeda	619	473	38	372	139	
	II	1/nedjelja	5	0	24/utorak	11	61	29/nedjelja	335	18/srijeda	617	462	41	370	133	
	I+II	2/ponedjeljak	4	0	18/srijeda	9	112	29/nedjelja	695	12/četvrtak	1236	935	79	742	272	
Godina	I	3.1/četvrtak	3	0	27.7/subota	19	171	1.1/utorak	320	6.8/utorak	935	538	63	607	589	704
	II	4.1/petak	3	0	5.10/subota	16	124	27.1/nedjelja	290	6.8/utorak	910	528	61	600	567	693
	I+II	16.1/srijeda	2	0	27.7/subota	19	207	3.2/nedjelja	617	6.8/utorak	1845	1066	125	1206	1156	1397

BRONJE VOZILA NA MREZI PUTEVA U REPUBLICI SRPSKOJ – 2013. GODINA
VEHICLE COUNTING ON THE ROAD NETWORK OF THE REPUBLIC OF SRPSKA – YEAR 2013

TRAFFIC PARAMETERS

000006
 Komlenac / 14+835,00
 M 14 / Kostajnica - Kozarska Dubica 1

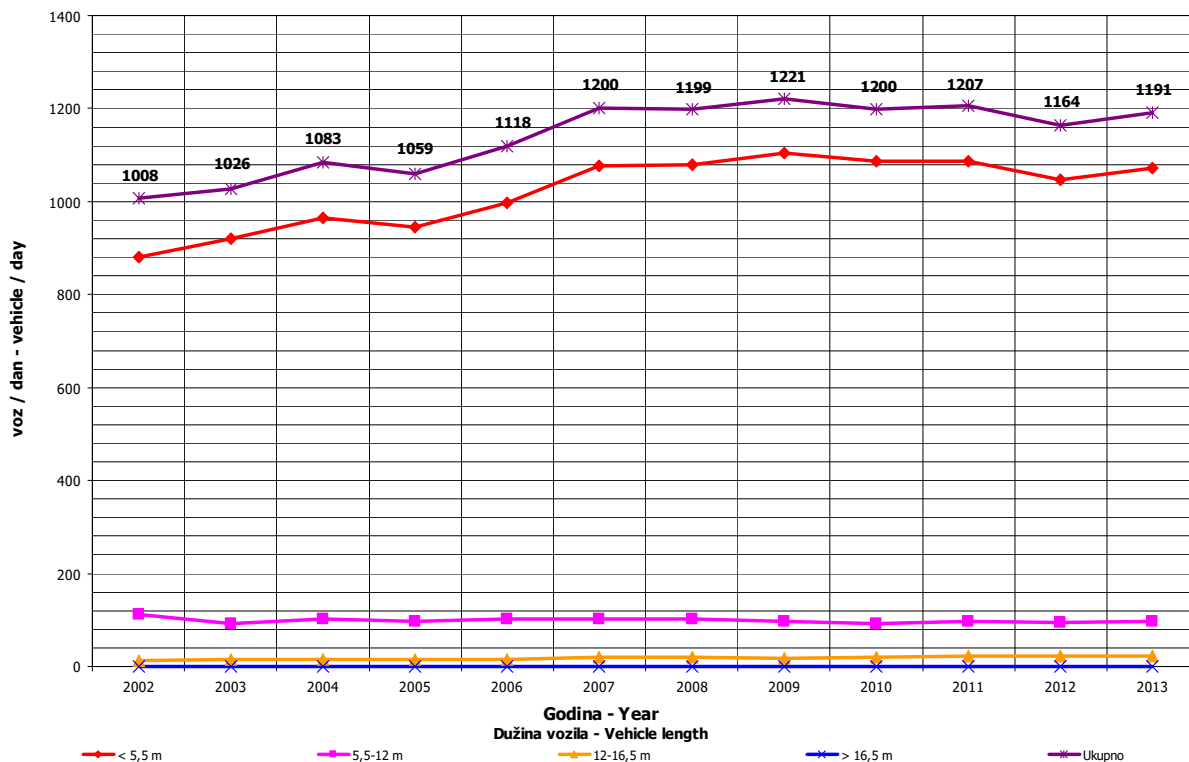
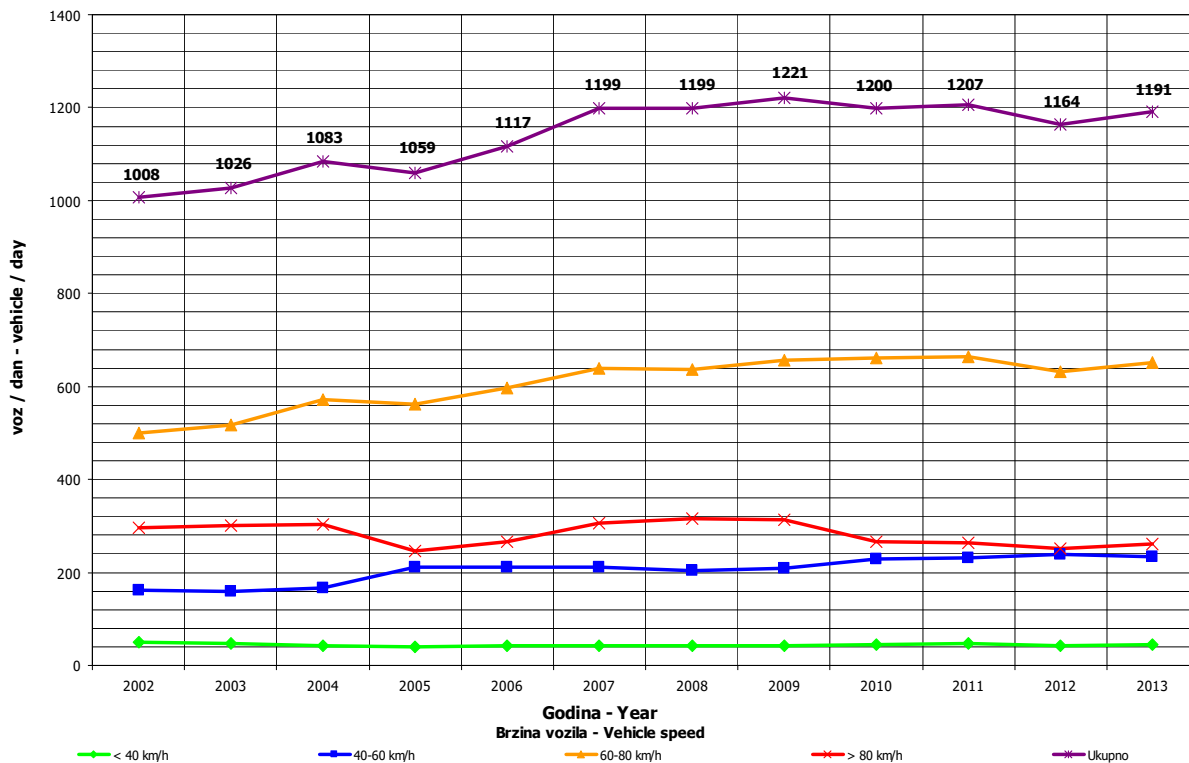
Automatic counter number
 Location / Mileage [km+m]
 Road number / Section

Month	Direction	minimum hour		maximum hour		minimum day		maximum day		day time average (5-21 h)	night average (21-05 h)	working day average	weekend average	summer average	
		date/day	hour	veh/h	date/day	hour	veh/h	date/day	veh/day						
January	I	3/Thursday	3	0	10/Thursday	15	58	1/Thursday	320	16/Wednesday	572	416	44	284	176
	II	4/Friday	3	0	11/Friday	12	65	27/Sunday	290	16/Wednesday	567	400	42	272	170
	I+II	16/Wednesday	2	0	23/Wednesday	12	110	27/Sunday	625	16/Wednesday	1139	816	86	556	345
February	I	4/Monday	1	0	20/Wednesday	7	62	3/Sunday	326	22/Friday	583	413	37	333	117
	II	1/Friday	3	0	27/Wednesday	13	55	3/Sunday	291	20/Wednesday	566	399	38	324	112
	I+II	13/Wednesday	2	0	8/Friday	11	97	3/Sunday	617	20/Wednesday	1142	812	74	657	230
March	I	1/Friday	4	0	27/Wednesday	7	62	24/Sunday	407	27/Wednesday	660	476	41	357	160
	II	1/Friday	2	0	20/Wednesday	12	65	24/Sunday	367	27/Wednesday	657	461	44	349	155
	I+II	4/Monday	2	0	20/Wednesday	12	104	24/Sunday	774	27/Wednesday	1317	936	85	706	315
April	I	2/Tuesday	1	0	17/Wednesday	7	65	7/Sunday	418	25/Thursday	748	540	53	446	147
	II	1/Monday	4	0	24/Wednesday	11	74	7/Sunday	396	30/Tuesday	792	539	53	447	145
	I+II	4/Thursday	3	0	27/Saturday	11	124	7/Sunday	814	25/Thursday	1525	1079	106	893	292
May	I	7/Tuesday	3	0	25/Saturday	19	137	9/Thursday	522	4/Saturday	840	593	67	381	279
	II	3/Friday	3	0	19/Sunday	11	95	9/Thursday	521	4/Saturday	765	574	70	376	268
	I+II	14/Tuesday	2	0	25/Saturday	19	175	9/Thursday	1043	4/Saturday	1605	1167	137	757	547
June	I	6/Thursday	2	0	24/Monday	0	83	4/Thursday	557	24/Monday	843	567	94	441	220
	II	3/Monday	4	0	23/Sunday	21	116	16/Sunday	533	22/Saturday	793	574	78	431	221
	I+II	3/Monday	4	1	23/Sunday	21	157	4/Thursday	1098	15/Saturday	1554	1141	173	872	441
July	I	10/Wednesday	2	0	27/Saturday	19	171	7/Sunday	588	27/Saturday	929	621	102	534	189
	II	3/Wednesday	1	0	20/Saturday	16	84	7/Sunday	519	20/Saturday	882	621	97	533	184
	I+II	29/Monday	3	0	27/Saturday	19	207	7/Sunday	1107	27/Saturday	1788	1242	199	1067	373
August	I	12/Monday	3	0	31/Saturday	18	101	22/Thursday	652	6/Tuesday	935	657	105	534	228
	II	2/Friday	3	0	3/Saturday	13	82	18/Sunday	603	6/Tuesday	910	651	93	529	215
	I+II	14/Wednesday	3	1	3/Saturday	11	144	11/Sunday	1278	6/Tuesday	1845	1308	198	1064	442
September	I	3/Thursday	2	0	28/Saturday	14	109	24/Tuesday	560	14/Saturday	835	603	66	455	214
	II	4/Wednesday	3	0	15/Sunday	13	93	24/Tuesday	551	14/Saturday	762	586	69	451	204
	I+II	10/Tuesday	1	1	28/Saturday	14	162	24/Tuesday	1111	14/Saturday	1597	1188	135	906	418
October	I	1/Tuesday	1	0	20/Sunday	18	85	27/Sunday	504	13/Sunday	823	578	52	460	170
	II	3/Thursday	4	0	5/Saturday	16	124	27/Sunday	413	5/Saturday	723	556	51	455	153
	I+II	4/Friday	3	0	5/Saturday	16	154	27/Sunday	917	16/Wednesday	1447	1135	103	915	323
November	I	4/Monday	2	0	5/Tuesday	14	65	25/Monday	437	5/Tuesday	677	509	59	386	182
	II	1/Friday	3	0	2/Saturday	11	63	25/Monday	394	2/Saturday	721	505	58	384	179
	I+II	5/Tuesday	5	0	5/Tuesday	17	123	25/Monday	831	2/Saturday	1361	1015	117	770	361
December	I	2/Monday	4	0	4/Wednesday	6	60	29/Sunday	360	18/Wednesday	619	473	38	372	139
	II	1/Sunday	5	0	24/Tuesday	11	61	29/Sunday	335	18/Wednesday	617	462	41	370	133
	I+II	2/Monday	4	0	18/Wednesday	9	112	29/Sunday	695	18/Wednesday	1236	935	79	742	272
Year	I	3.1/Thursday	3	0	27.7/Saturday	19	171	1.1/Tuesday	320	6.8/Tuesday	935	538	63	607	589
	II	4.1/Friday	3	0	5.10/Saturday	16	124	27.1/Sunday	290	6.8/Tuesday	910	528	61	600	693
	I+II	16.1/Wednesday	2	0	27.7/Saturday	19	207	3.2/Sunday	617	6.8/Tuesday	1845	1066	125	1206	1156

GODIŠNJA NERAVNOMJERNOST SAOBRAĆAJNOG TOKA TRAFFIC FLOW ANNUAL VARIATION

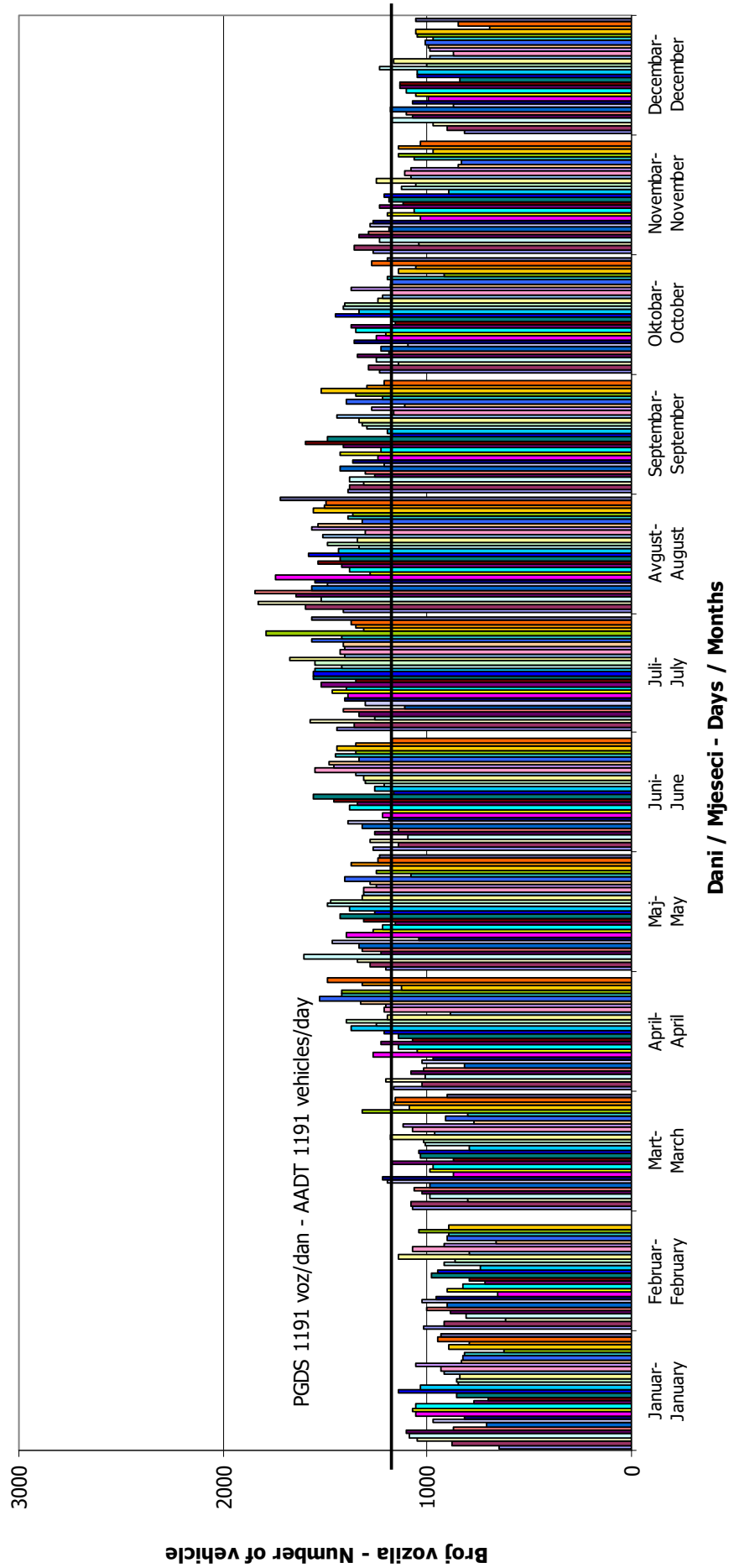
Automatski brojač broj - Automatic counter number
 Lokalizet - Location / Stacionaža - Mileage [km+m]
 Broj puta - Road number / Dionica - Section

000006
 Komlenac / 14+835,00
 M 14 / Kostajnica - Kozarska Dubica 1



**DNEVNA NERAVNOMJERNOST SAOBRAĆAJNOG TOKA
 TRAFFIC FLOW DAILY VARIATION**

Automatski brojač broj - Automatic counter number 000006
 Lokalizet - Location / Stacionaža - Mileage [km+tm] Komlenac / 14+835,00
 Broj puta - Road number/ Dionica - Section M 14 / Kostajnica - Kozarska Dubica 1

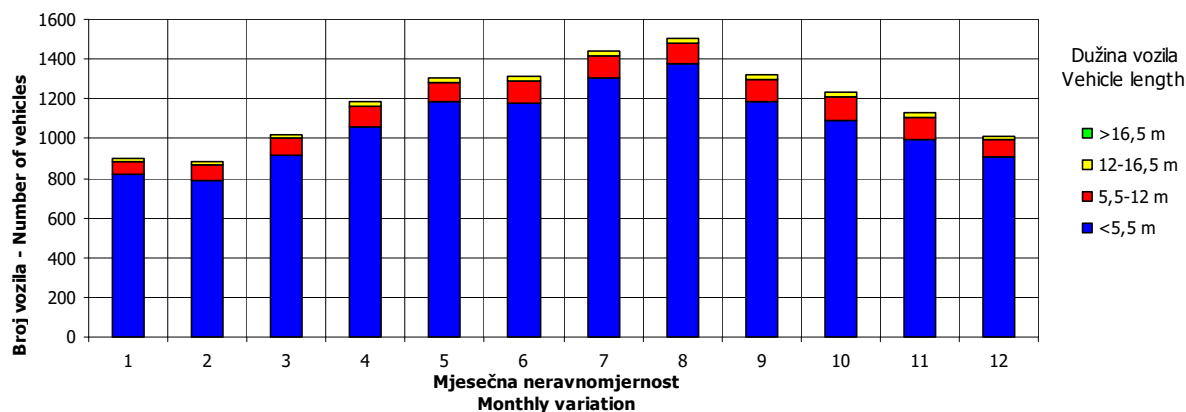
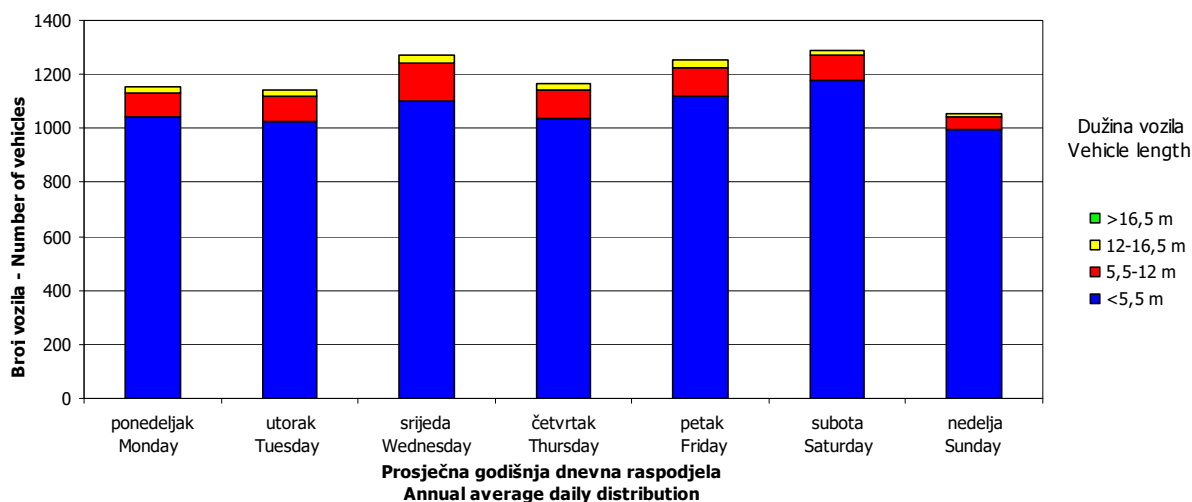
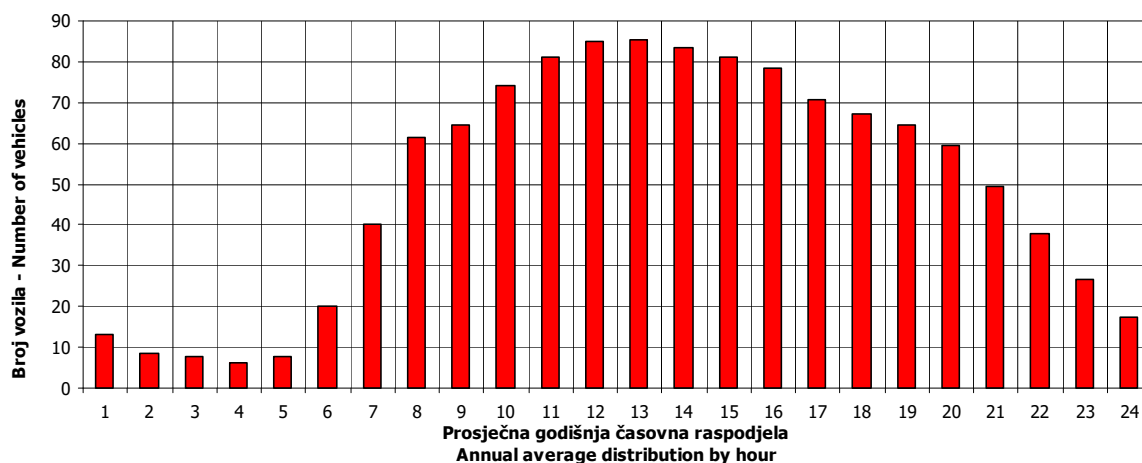


VREMENSKA RASPODJELA SAOBRAĆAJNOG TOKA TRAFFIC FLOW TIME DISTRIBUTION

Automatski brojač broj - Automatic counter number
 Lokalitet - Location / Stacionaža - Mileage [km+m]
 Broj puta - Road number / Dionica - Section

000006
 Komlenac / 14+835,00
 M 14 / Kostajnica - Kozarska Dubica 1

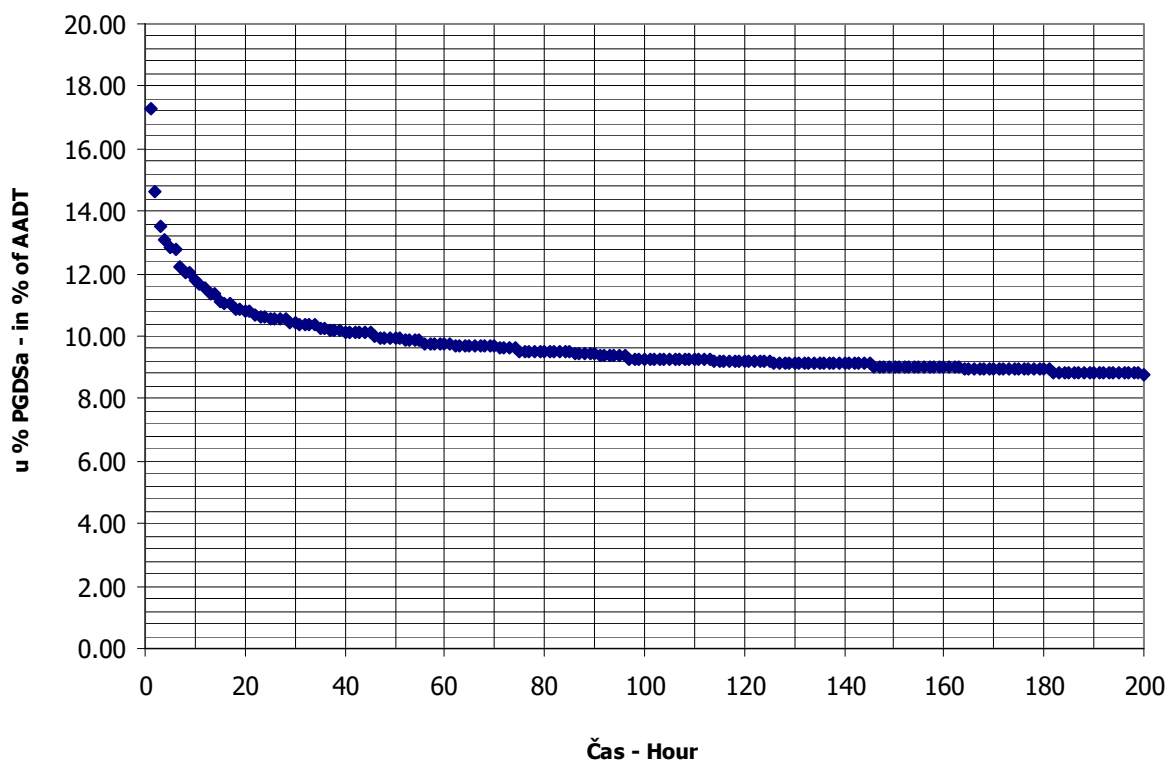
PGDS 1191 voz/dan AADT 1191 veh/day



SATNA DISTRIBUCIJA SAOBRAĆAJNOG TOKA TRAFFIC FLOW HOURLY DISTRIBUTION

Automatski brojač broj - Automatic counter number 000006
 Lokalitet - Location / Stacionaža - Mileage [km+m] Komlenac / 14+835,00
 Broj puta - Road number / Dionica - Section M 14 / Kostajnica - Kozarska Dubica 1

PGDS - AADT	1191 voz/dan - veh/day							
Čas - Hour	Maksimalni vršni sat - Maximum peak hour	10	20	30	40	50	100	200
Sat u danu - Hour of day		19	20	13	11	14	19	12
Sat u godini - Hour in year		4987	5156	5197	2795	5150	5227	3780
Dan - Day of week	subota - Saturday	subota - Saturday	ponedeljak - Monday	subota - Saturday	subota - Saturday	utorak - Tuesday	petak - Friday	petak - Friday
Datum - Date	27	3	5	27	3	6	7	11
Mjesec - Month	juli - July	avgust - August	avgust - August	april - April	avgust - August	avgust - August	juni - June	januar - January
Vrijednost - Value	207	140	129	124	121	119	111	105
% - percent	17.38	11.75	10.83	10.41	10.16	9.99	9.32	8.82



BROJANJE VOZILA NA MREŽI PUTEVA U REPUBLICI SRPSKOJ – 2013. GODINA
VEHICLE COUNTING ON THE ROAD NETWORK OF THE REPUBLIC OF SRPSKA – YEAR 2013

MJESEČNI BROJ VOZILA
MONTHLY NUMBER OF VEHICLES

Automatski brojač broj - Automatic counter number
 Lokalitet - Location / Stacionaža - Mileage [km+m]
 Broj puta - Road number / Dionica - Section

000007
 Gašnica / 16+627,00
 M 14.1 / Draksenić - Vrbaška 1

	Mjesec - Month											
	Januar- January	Februar- February	Mart- March	April- April	Maj- May	Jun- June	Juli- July	August- August	Septembar- September	Oktober- October	Novembar- November	Decembar- December
1	1122	1377	1826	2938	1789	2043	2005	2249	2252	1597	2622	1303
2	1427	1100	1512	1728	1594	2376	1864	3050	1763	1429	2706	1185
3	1806	1044	1657	1659	2056	1761	1945	3017	1531	1541	1646	1236
4	2081	1273	1457	1651	2212	1728	1525	2883	1763	1960	1949	1333
5	1959	1254	1359	1942	2047	1722	1911	2119	1744	1880	3019	1276
6	1236	1242	1545	1538	2085	1703	1587	2142	2003	2164	1698	1599
7	1105	1249	1581	1501	2274	1887	1805	2126	1647	1508	1436	1348
8	1807	1462	1816	1392	2147	1861	1521	2138	2074	1505	1695	1359
9	1336	1245	1621	1375	1754	1837	1899	2681	1600	1513	1655	1266
10	1536	1154	1501	1521	2319	1797	1562	2444	1467	1635	1527	1342
11	1582	1227	1575	1498	2130	1764	1653	2877	1583	1805	1500	1420
12	1360	1347	1546	1668	2692	1759	2065	1884	1521	1591	1376	1636
13	1287	1300	1537	1440	1974	2014	1847	1908	1911	1841	1441	1660
14	1162	1236	1506	1513	1775	2292	1826	1867	1647	1491	1479	1508
15	1342	1439	1638	1627	1942	1880	1685	1908	1995	1602	1612	1559
16	1281	1389	1432	1701	1835	1932	1805	2872	1553	1631	1412	1328
17	1210	1119	1648	1813	2363	1908	1765	2515	1450	1541	1359	1347
18	1253	1220	1492	1788	2066	1767	1848	2197	1474	1931	1359	1332
19	1188	1239	1539	1948	1917	1745	2526	1626	1608	1701	1386	1413
20	1395	1334	1593	1729	2270	1805	2384	1622	1926	1858	1426	1784
21	1453	1374	1612	1738	1880	2554	2352	1557	1587	1551	1189	1386
22	1242	1538	1962	1751	1817	2182	1958	1721	1903	1546	1542	1260
23	1312	1317	1912	1736	1729	2108	1926	1976	1403	1578	1389	1478
24	1352	1212	1576	1794	2078	2090	2052	2025	1399	1572	1286	1298
25	1264	1453	1730	2335	1655	2392	2027	2235	1717	1755	1143	1383
26	1073	1381	1558	2463	1725	1973	2715	1597	1542	1490	1290	1553
27	960	1456	1391	2237	1835	1964	2472	1566	1913	1483	1316	2562
28	1068	1472	1926	1999	1718	2542	2378	1643	1604	1416	1339	2404
29	1132		2644	2005	2205	2022	2163	1676	1794	1398	1597	1437
30	1234		1334	2548	2448	2209	2037	2029	1472	1289	1290	1033
31	1163		1744		1680		2204	1900		1662		1349
Ukupno- Total	41728	36453	50770	54576	62011	59617	61312	66050	50846	50464	47684	45377
Prosje- Average	1346	3314	1638	1819	2000	1987	1978	2131	1695	1628	1589	1464
Godišnji prosjek (PGDS) - Annual average (AADT)												1718

BROJANJE VOZILA NA MREŽI PUTEVA U REPUBLICI SRPSKOJ – 2013. GODINA
VEHICLE COUNTING ON THE ROAD NETWORK OF THE REPUBLIC OF SRPSKA – YEAR 2013

STRUKTURA SAOBRAĆAJNOG TOKA
TRAFFIC FLOW COMPOSITION

Automatski brojač broj - Automatic counter number
 Lokalitet - Location / Stacionaža - Mileage [km+m]
 Broj puta - Road number / Dionica - Section

000007
 Gašnica / 16+627,00
 M 14.1 / Draksenić - Vrbaška 1

Mjesec - Month	Smjer - Direction	Dužina vozila - Vehicle length								Ukupno - Total
		< 5,5 m	(%)	5,5 - 12 m	(%)	12 - 16,5 m	(%)	< 16,5 m	(%)	
Januar - January	I	16626	84.8	2034	10.4	842	4.3	100	0.5	19602
	II	18987	85.8	2005	9.1	1118	5.1	16	0.1	22126
	ukupno - total	35613	85.3	4039	9.7	1960	4.7	116	0.3	41728
Februar - February	I	14982	82.6	2255	12.4	802	4.4	99	0.5	18138
	II	15022	82.0	2213	12.1	1059	5.8	21	0.1	18315
	ukupno - total	30004	82.3	4468	12.3	1861	5.1	120	0.3	36453
Mart - March	I	21470	82.7	3269	12.6	1004	3.9	220	0.8	25963
	II	20109	81.1	2790	11.2	1899	7.7	9	0.0	24807
	ukupno - total	41579	81.9	6059	11.9	2903	5.7	229	0.5	50770
April - April	I	22338	83.1	3244	12.1	1113	4.1	178	0.7	26873
	II	22685	81.9	3021	10.9	1986	7.2	11	0.0	27703
	ukupno - total	45023	82.5	6265	11.5	3099	5.7	189	0.3	54576
Maj - May	I	26391	86.0	2943	9.6	1302	4.2	35	0.1	30671
	II	26226	83.7	2939	9.4	2170	6.9	5	0.0	31340
	ukupno - total	52617	84.9	5882	9.5	3472	5.6	40	0.1	62011
Juni - June	I	24878	85.5	2692	9.2	1498	5.1	38	0.1	29106
	II	25400	83.2	2819	9.2	2277	7.5	15	0.0	30511
	ukupno - total	50278	84.3	5511	9.2	3775	6.3	53	0.1	59617
Juli - July	I	27690	88.2	2663	8.5	1022	3.3	10	0.0	31385
	II	26088	87.2	2706	9.0	1127	3.8	6	0.0	29927
	ukupno - total	53778	87.7	5369	8.8	2149	3.5	16	0.0	61312
Avgust - August	I	30052	89.1	2746	8.1	930	2.8	12	0.0	33740
	II	28619	88.6	2797	8.7	883	2.7	11	0.0	32310
	ukupno - total	58671	88.8	5543	8.4	1813	2.7	23	0.0	66050
Septembar - September	I	21061	85.5	2637	10.7	923	3.7	8	0.0	24629
	II	22673	86.5	2674	10.2	866	3.3	4	0.0	26217
	ukupno - total	43734	86.0	5311	10.4	1789	3.5	12	0.0	50846
Oktobar - October	I	20707	82.8	3061	12.2	1218	4.9	19	0.1	25005
	II	21240	83.4	3121	12.3	1087	4.3	11	0.0	25459
	ukupno - total	41947	83.1	6182	12.3	2305	4.6	30	0.1	50464
Novembar - November	I	20340	85.0	2692	11.2	872	3.6	31	0.1	23935
	II	20150	84.8	2706	11.4	877	3.7	16	0.1	23749
	ukupno - total	40490	84.9	5398	11.3	1749	3.7	47	0.1	47684
Decembar - December	I	19810	84.2	2779	11.8	871	3.7	74	0.3	23534
	II	18326	83.9	2636	12.1	850	3.9	31	0.1	21843
	ukupno - total	38136	84.0	5415	11.9	1721	3.8	105	0.2	45377
Ukupno (godišnje) - Total (annual)	I	266345	85.2	33015	10.6	12397	4.0	824	0.3	312581
	II	265525	84.5	32427	10.3	16199	5.2	156	0.0	314307
	ukupno - total	531870	84.8	65442	10.4	28596	4.6	980	0.2	626888
Prosjeak (PGDS) - Average (AADT)	I	730	85.2	90	10.6	34	4.0	2	0.3	856
	II	727	84.5	89	10.3	44	5.2	0	0.0	861
	ukupno - total	1457	84.8	179	10.4	78	4.6	3	0.2	1718

BRONANJE VOZILA NA MREŽI PUTEVA U REPUBLICI SRPSKOJ – 2013. GODINA
VEHICLE COUNTING ON THE ROAD NETWORK OF THE REPUBLIC OF SRPSKA – YEAR 2013

SAOBRAĆAJNI POKAZATELJI

Automatski brojač broj
 Lokalitet / Stacionaža [km+m]
 Broj puta / Dionica

000007
 Gašnica / 16+627,00
 M 14.1 / Draksenić - Vrbaška 1

Mjesec	Snjibar	minimalni čas		maksimalni čas		minimalni dan		maksimalni dan		dnevni prosjek (05-21 h)	noćni prosjek (21-05 h)	prosijek radnim danom	prosijek vikendom	ljetni prosjek
		datum/dan	čas	voz/h	čas	voz/h	datum/dan	voz/dan						
Januar	I	2/srijeda	5	0	3/četvrtak	9	90	27/nedjelja	366	1019	573	397	235	
	II	16/srijeda	2	0	5/subota	13	127	26/subota	531	1154	657	57	301	
	I+II	28/ponedjeljak	2	0	5/subota	13	202	27/nedjelja	960	2081	1229	117	810	536
Februar	I	5/utorak	2	0	8/petak	14	83	3/nedjelja	456	817	594	484	163	
	II	1/petak	2	0	27/srijeda	11	78	2/subota	541	769	604	51	475	179
	I+II	7/četvrtak	4	0	8/petak	14	134	3/nedjelja	1044	1538	1197	105	960	342
Mart	I	1/petak	2	0	29/petak	19	173	5/utorak	582	1946	759	78	595	242
	II	13/srijeda	3	0	31/nedjelja	13	99	30/subota	650	1053	733	67	528	272
	I+II	13/srijeda	3	0	29/petak	19	203	30/subota	1334	2644	1492	146	1124	514
April	I	3/srijeda	0	0	30/utorak	17	119	7/nedjelja	649	1470	807	88	677	219
	II	2/utorak	2	0	1/ponedjeljak	16	181	9/utorak	681	2061	847	76	686	238
	I+II	4/četvrtak	3	1	1/ponedjeljak	14	243	9/utorak	1375	2938	1655	165	1363	457
Maj	I	16/četvrtak	2	0	12/nedjelja	14	192	26/nedjelja	698	1490	866	123	589	400
	II	8/srijeda	2	0	12/nedjelja	13	215	25/subota	772	1690	917	94	581	430
	I+II	8/srijeda	2	2	12/nedjelja	14	390	2/četvrtak	1594	2692	1783	217	1171	830
Juni	I	12/srijeda	4	0	21/petak	19	129	2/nedjelja	733	1572	836	134	660	310
	II	13/četvrtak	3	0	2/nedjelja	11	160	6/četvrtak	847	1643	912	105	646	371
	I+II	25/utorak	2	3	2/nedjelja	12	211	6/četvrtak	1703	2554	1748	240	1306	682
Juli	I	2/utorak	3	1	26/petak	3	157	7/nedjelja	747	1601	862	151	753	260
	II	10/srijeda	3	0	28/nedjelja	15	122	8/ponedjeljak	749	1372	851	115	688	277
	I+II	2/utorak	3	2	26/petak	19	217	8/ponedjeljak	1521	2715	1712	265	1441	537
Avgust	I	19/ponedjeljak	4	0	16/petak	20	200	27/utorak	763	1913	929	159	756	333
	II	6/utorak	3	1	4/nedjelja	14	160	21/srijeda	766	1855	928	115	662	380
	I+II	27/utorak	2	2	3/subota	11	265	21/srijeda	1557	3050	1857	273	1418	713
Septembar	I	16/ponedjeljak	4	0	6/petak	20	91	22/nedjelja	671	1110	729	92	590	231
	II	24/utorak	2	0	22/nedjelja	14	135	23/ponedjeljak	686	1378	791	83	555	319
	I+II	17/utorak	3	1	29/nedjelja	18	194	24/utorak	1399	2252	1520	175	1145	550
Oktobar	I	2/srijeda	4	0	4/petak	19	90	27/nedjelja	610	1144	732	74	609	197
	II	7/ponedjeljak	2	0	6/nedjelja	18	151	30/srijeda	653	1394	760	61	567	255
	I+II	10/četvrtak	2	1	6/nedjelja	18	205	30/srijeda	1289	2164	1492	135	1176	452
Novembar	I	5/utorak	3	0	1/petak	23	185	24/nedjelja	481	1875	693	105	535	263
	II	7/četvrtak	4	0	5/utorak	17	206	25/ponedjeljak	556	2205	721	71	539	253
	I+II	5/utorak	3	1	5/utorak	17	257	25/ponedjeljak	1143	3019	1414	176	1074	515
Decembar	I	2/ponedjeljak	4	0	27/petak	19	156	29/nedjelja	516	1803	678	81	546	213
	II	2/ponedjeljak	2	0	29/nedjelja	14	125	30/ponedjeljak	513	982	651	54	480	225
	I+II	3/utorak	2	0	28/subota	14	216	30/ponedjeljak	1033	2562	1329	135	1026	438
Godina	I	2.1/srijeda	5	0	16.8/petak	20	200	27.1/nedjelja	366	1946	756	100	876	813
	II	16.1/srijeda	2	0	12.5/nedjelja	13	215	30.12/ponedjeljak	513	2205	782	79	830	928
	I+II	28.1/ponedjeljak	2	0	12.5/nedjelja	14	390	27.1/nedjelja	960	3050	1538	180	1706	1741

BROJANJE VOZILA NA MREŽI PUTEVA U REPUBLICI SRPSKOJ – 2013. GODINA
VEHICLE COUNTING ON THE ROAD NETWORK OF THE REPUBLIC OF SRPSKA – YEAR 2013

TRAFFIC PARAMETERS

Automatic counter number
 Location / Mileage [km+m]
 Road number / Section

000007

Gašnica / 16+627,00

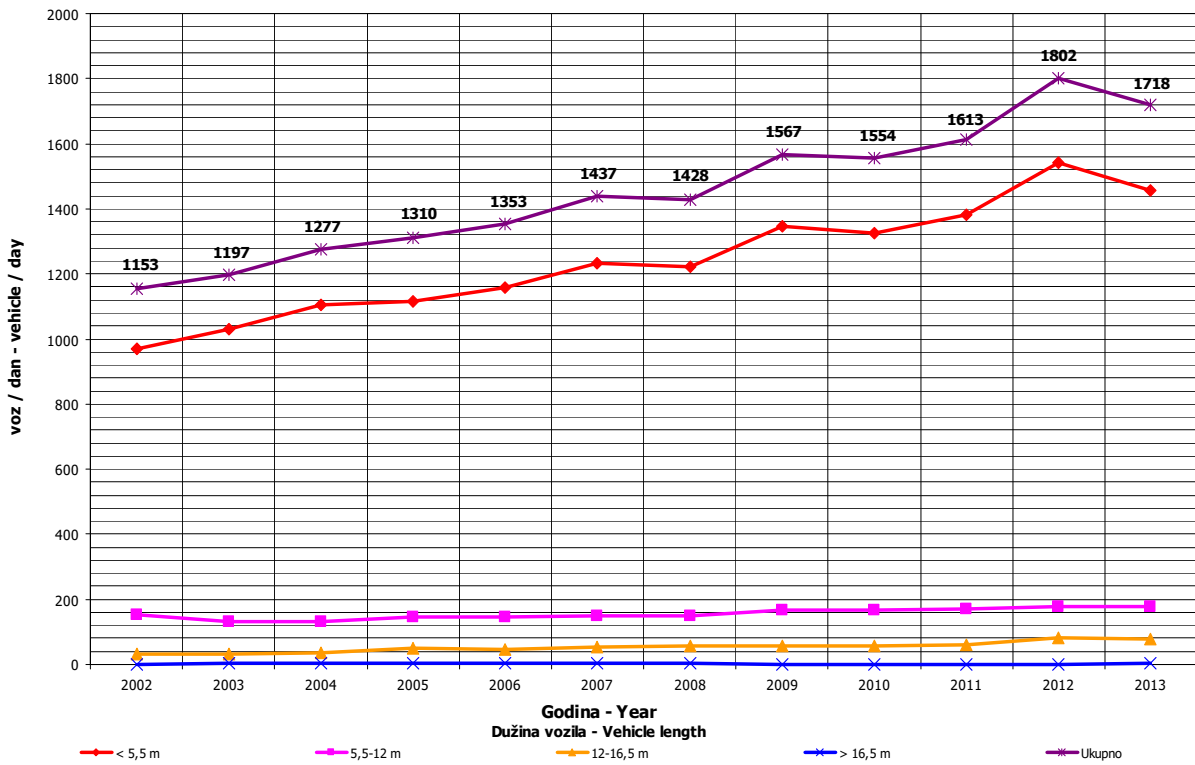
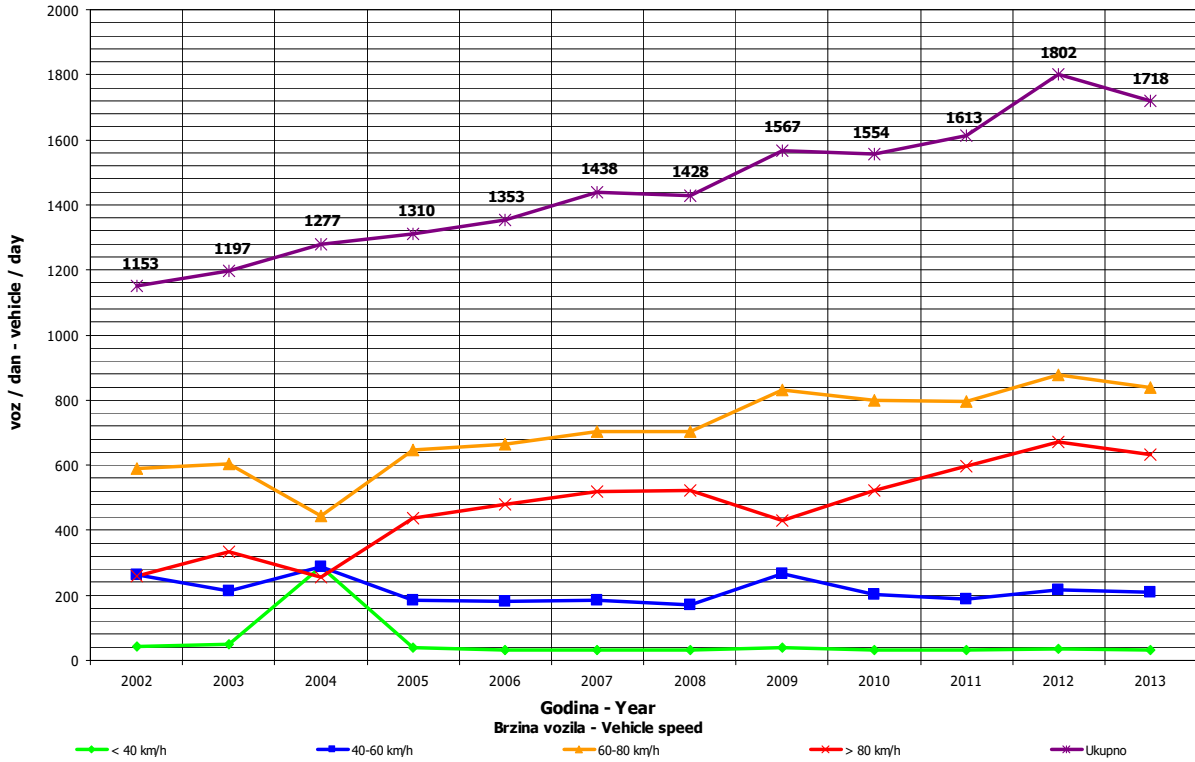
M 14.1 / Draksenić - Vrbaška 1

Month	Direction	minimum hour		maximum hour		veh/h	minimum day		maximum day		day time average (5-21 h)	night average (21-05 h)	working day average	weekend average	summer average
		date/day	hour	date/day	hour		date/day	veh/day	date/day	veh/day					
January	I	2/Wednesday	5	3/Thursday	9	90	27/Sunday	366	4/Friday	1019	573	60	397	235	
	II	16/Wednesday	2	5/Saturday	13	127	26/Saturday	531	8/Thursday	1154	657	57	413	301	
	I+II	28/Monday	2	5/Saturday	13	202	27/Sunday	960	4/Friday	2081	1229	117	810	536	
February	I	5/Tuesday	2	8/Friday	14	83	3/Sunday	456	8/Friday	817	594	54	484	163	
	II	1/Friday	2	27/Wednesday	11	78	2/Saturday	541	25/Monday	769	604	51	475	179	
	I+II	7/Thursday	4	8/Friday	14	134	3/Sunday	1044	22/Friday	1538	1197	105	960	342	
March	I	1/Friday	2	29/Friday	19	173	5/Tuesday	582	29/Friday	1946	759	78	595	242	
	II	13/Wednesday	3	31/Sunday	13	99	30/Saturday	650	3/Sunday	1053	733	67	528	272	
	I+II	13/Wednesday	3	29/Friday	19	203	30/Saturday	1334	29/Friday	2644	1492	146	1124	514	
April	I	3/Wednesday	0	30/Tuesday	17	119	7/Sunday	649	30/Tuesday	1470	807	88	677	219	
	II	2/Tuesday	2	1/Monday	16	181	9/Tuesday	681	1/Monday	2061	847	76	686	238	
	I+II	4/Thursday	3	1/Monday	14	243	9/Tuesday	1375	1/Monday	2938	1655	165	1363	457	
May	I	16/Thursday	2	12/Sunday	14	192	26/Sunday	698	17/Friday	1490	866	123	589	400	
	II	8/Wednesday	2	12/Sunday	13	215	25/Saturday	772	12/Sunday	1690	917	94	581	430	
	I+II	16/Thursday	2	12/Sunday	14	390	2/Thursday	1594	12/Sunday	2692	1783	217	1171	830	
June	I	12/Wednesday	4	21/Friday	19	129	2/Sunday	733	21/Friday	1572	836	134	660	310	970
	II	13/Thursday	3	2/Sunday	11	160	6/Thursday	847	2/Sunday	1643	912	105	646	371	1017
	I+II	25/Tuesday	2	2/Sunday	12	211	6/Thursday	1703	21/Friday	2554	1748	240	1306	682	1987
July	I	2/Tuesday	3	26/Friday	19	157	7/Sunday	747	26/Friday	1601	862	151	753	260	1012
	II	10/Wednesday	3	28/Sunday	15	122	8/Monday	749	28/Sunday	1372	851	115	688	277	965
	I+II	2/Tuesday	3	26/Friday	19	217	8/Monday	1521	26/Friday	2715	1712	265	1441	537	1978
August	I	19/Monday	4	16/Friday	20	200	27/Tuesday	763	2/Friday	1913	929	159	756	333	1088
	II	6/Tuesday	3	4/Sunday	14	160	21/Wednesday	766	11/Sunday	1855	928	115	662	380	1042
	I+II	27/Tuesday	2	3/Saturday	11	265	21/Wednesday	1557	2/Friday	3050	1857	273	1418	713	2131
September	I	16/Monday	4	6/Friday	20	91	22/Sunday	671	20/Friday	1110	729	92	590	231	821
	II	24/Tuesday	2	22/Sunday	14	135	23/Monday	686	1/Sunday	1378	791	83	555	319	874
	I+II	17/Tuesday	3	29/Sunday	18	194	24/Tuesday	1399	1/Sunday	2252	1520	175	1145	550	1695
October	I	2/Wednesday	4	4/Friday	19	90	27/Sunday	610	4/Friday	1144	732	74	609	197	
	II	7/Monday	2	6/Sunday	18	151	30/Wednesday	653	6/Sunday	1394	760	61	567	255	
	I+II	10/Thursday	2	6/Sunday	18	205	30/Wednesday	1289	6/Sunday	2164	1492	135	1176	452	
November	I	5/Tuesday	3	1/Friday	23	185	24/Sunday	481	2/Saturday	1875	693	105	535	263	
	II	7/Thursday	4	5/Tuesday	17	206	25/Monday	556	5/Tuesday	2205	721	71	539	253	
	I+II	5/Tuesday	3	5/Tuesday	17	257	25/Monday	1143	5/Tuesday	3019	1414	176	1074	515	
December	I	2/Monday	4	27/Friday	19	156	29/Sunday	516	27/Friday	1803	678	81	546	213	
	II	2/Monday	2	29/Sunday	14	125	30/Monday	513	15/Sunday	982	651	54	480	225	
	I+II	3/Tuesday	2	28/Saturday	14	216	30/Monday	1033	27/Friday	2562	1329	135	1026	438	
Year	I	2.1/Wednesday	5	16.8/Friday	20	200	27.1/Sunday	366	29.3/Friday	1946	756	100	876	813	974
	II	16.1/Wednesday	2	12.5/Sunday	13	215	30.12/Monday	513	5.11/Tuesday	2205	782	79	830	928	975
	I+II	28.1/Monday	2	12.5/Sunday	14	390	27.1/Sunday	960	2.8/Friday	3050	1538	180	1706	1741	1949

GODIŠNJA NERAVNOMJERNOST SAOBRAĆAJNOG TOKA
TRAFFIC FLOW ANNUAL VARIATION

Automatski brojač broj - Automatic counter number
 Lokalizet - Location / Stacionaža - Mileage [km+m]
 Broj puta - Road number / Dionica - Section

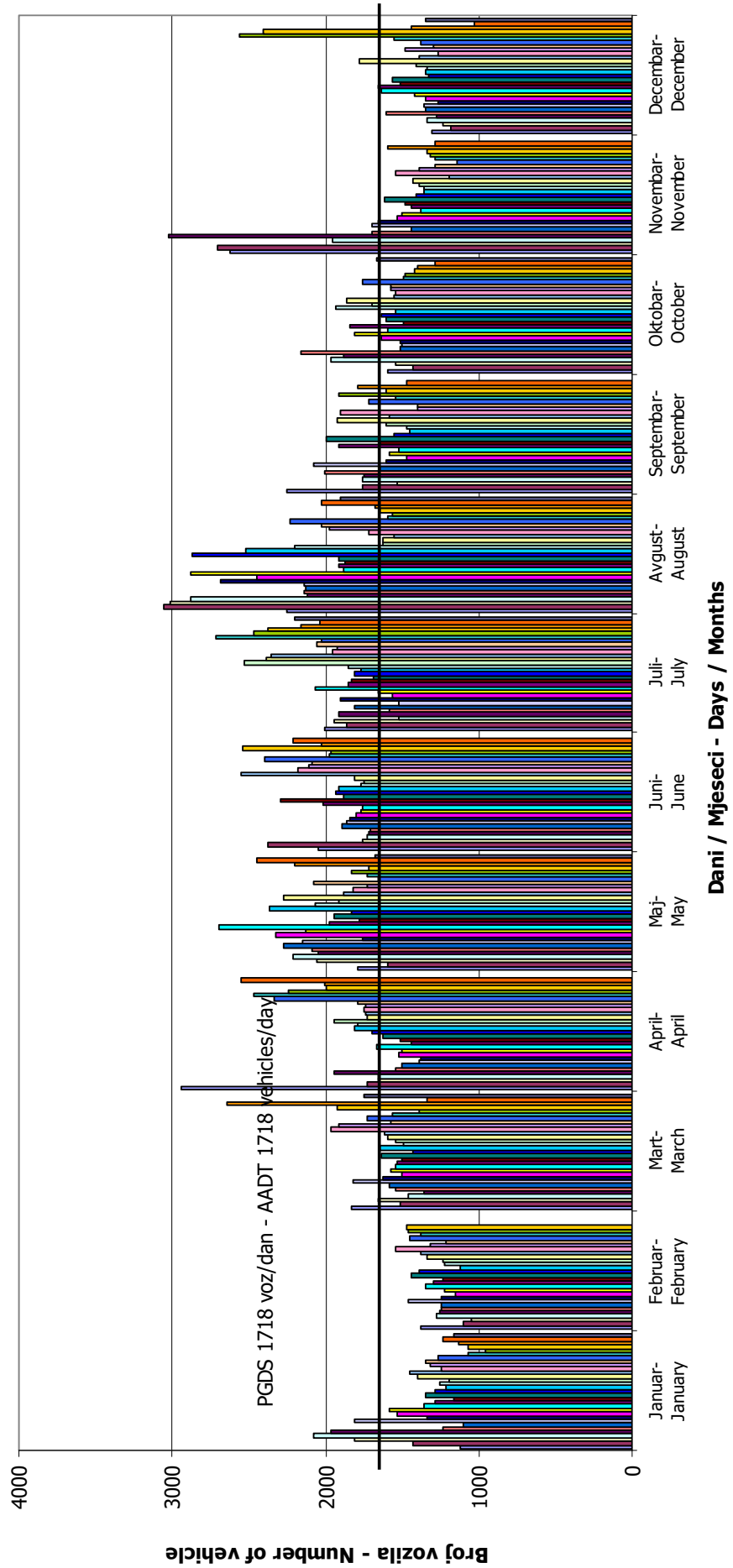
000007
 Gašnica / 16+627,00
 M 14.1 / Draksenić - Vrbaška 1



**DNEVNA NERAVNOMJERNOST SAOBRAĆAJNOG TOKA
 TRAFFIC FLOW DAILY VARIATION**

Automatski brojač broj - Automatic counter number
 Lokalityet - Location / Stacionaža - Mileage [km+tm]
 Broj puta - Road number/ Dionica - Section

000007
 Gašnica / 16+627,00
 M 14.1 / Draksenić - Vrbaška 1



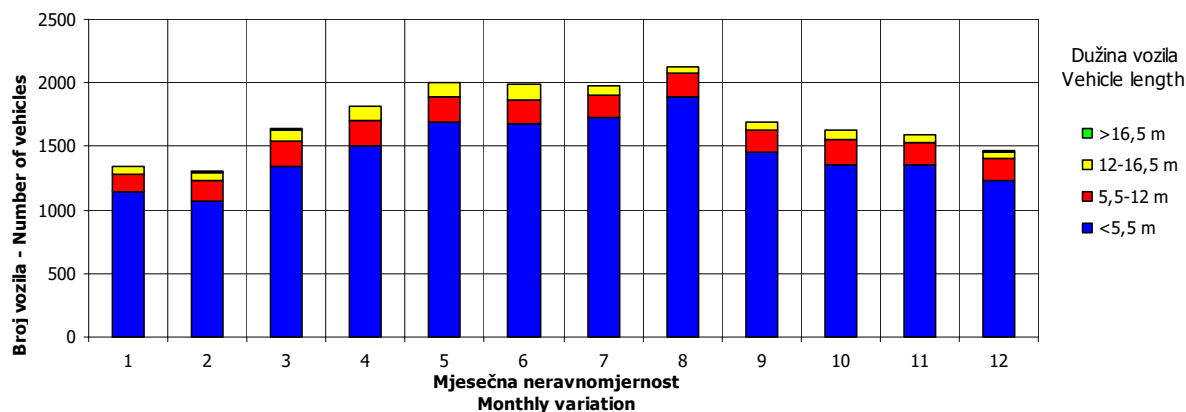
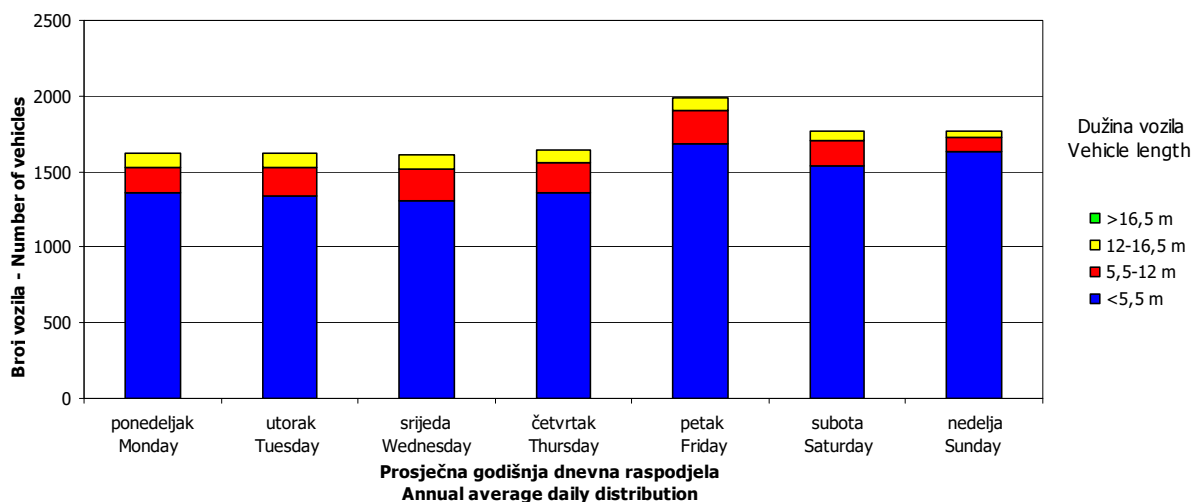
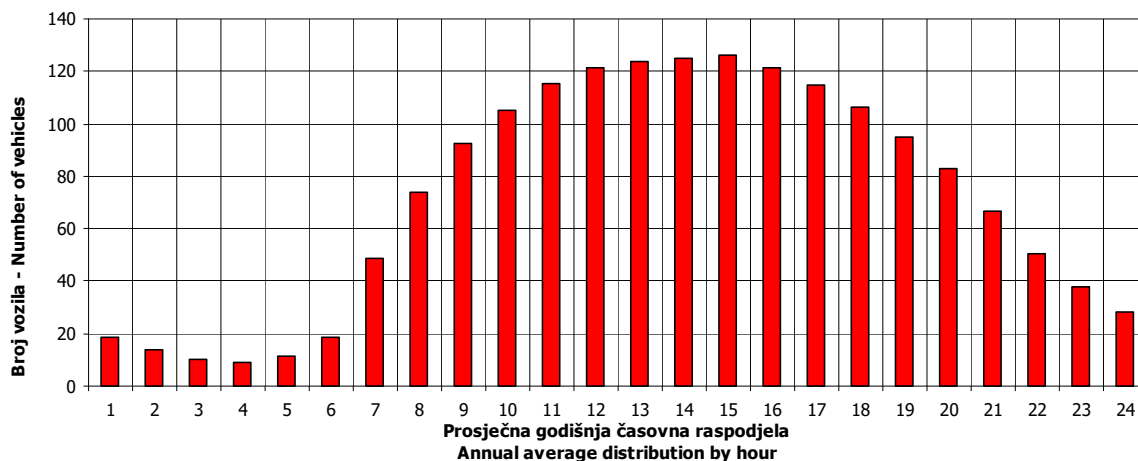
VREMENSKA RASPODJELA SAOBRAĆAJNOG TOKA TRAFFIC FLOW TIME DISTRIBUTION

Automatski brojač broj - Automatic counter number
 Lokalizet - Location / Stacionaža - Mileage [km+m]
 Broj puta - Road number / Dionica - Section

000007
 Gašnica / 16+627,00
 M 14.1 / Draksenić - Vrbaška 1

PGDS 1718 voz/dan AADT 1718 veh/day

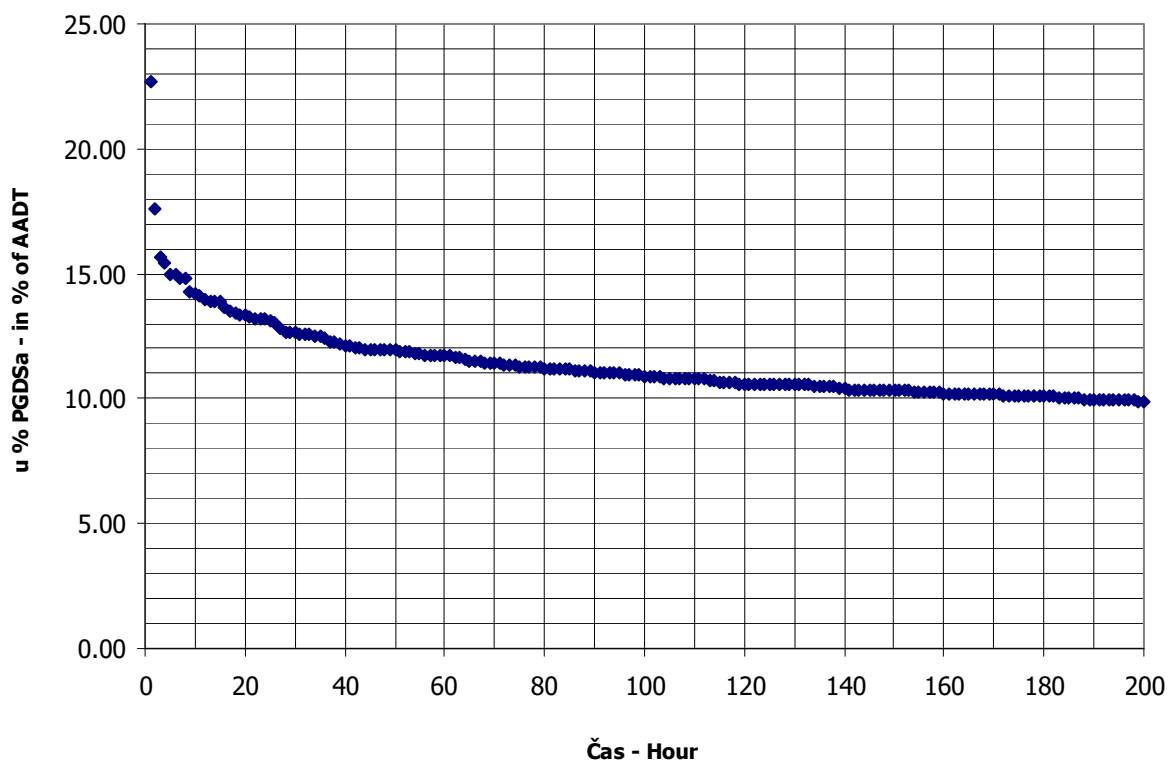
7



SATNA DISTRIBUCIJA SAOBRAĆAJNOG TOKA TRAFFIC FLOW HOURLY DISTRIBUTION

Automatski brojač broj - Automatic counter number 000007
 Lokalizet - Location / Stacionaža - Mileage [km+m] Gašnica / 16+627,00
 Broj puta - Road number / Dionica - Section M 14.1 / Draksenić - Vrbaška 1

PGDS - AADT	1718 voz/dan - veh/day							
Čas - Hour	Maksimalni vršni sat - Maximum peak hour	10	20	30	40	50	100	200
Sat u danu - Hour of day	14	14	17	11	12	15	16	12
Sat u godini - Hour in year	3158	2174	5129	3587	8676	5151	4216	4836
Dan - Day of week	nedelja - Sunday	ponedeljak - Monday	petak - Friday	četrvtak - Thursday	subota - Saturday	subota - Saturday	utorak - Tuesday	nedelja - Sunday
Datum - Date	12	1	2	30	28	3	25	21
Mjesec - Month	maj - May	april - April	avgust - August	maj - May	decembar - December	avgust - August	juni - June	juli - July
Vrijednost - Value	390	243	228	216	208	204	187	170
% - percent	22.71	14.15	13.28	12.58	12.11	11.88	10.89	9.90



BROJANJE VOZILA NA MREŽI PUTEVA U REPUBLICI SRPSKOJ – 2013. GODINA
VEHICLE COUNTING ON THE ROAD NETWORK OF THE REPUBLIC OF SRPSKA – YEAR 2013

MJESEČNI BROJ VOZILA
MONTHLY NUMBER OF VEHICLES

Automatski brojač broj - Automatic counter number
 Lokalitet - Location / Stacionaža - Mileage [km+m]
 Broj puta - Road number / Dionica - Section

000008
 Brestovčina / 2+953,00
 M 16 / Gradiška 1 - Nova Topola

	Mjesec - Month											
	Januar- January	Februar- February	Mart- March	April- April	Maj- May	Jun- June	Juli- July	August- August	Septembar- September	Oktober- October	Novembar- November	Decembar- December
1	6415	11899	10096	12006	11111	10615	14631	16644	13723	13731	14374	10166
2	10255	10880	9147	11048	14868	8754	13696	17287	14701	13114	13651	11559
3	10312	9055	8094	9409	10427	10975	13701	16941	13650	14273	11725	11082
4	8887	11208	10198	10678	12339	10028	15079	14539	13495	15272	14280	11097
5	9515	11206	10171	10229	9835	10260	15726	16348	13884	14262	15944	12447
6	7551	11052	10176	9421	11692	12233	14853	15942	14345	12962	14129	13024
7	6129	11646	9640	7442	11696	12689	13318	14904	13834	14211	14004	11120
8	9027	12395	11289	11301	11630	9807	14680	16223	13262	12757	14636	9408
9	6895	11663	10315	11275	11847	8202	14796	17642	13994	13587	13654	11410
10	11400	9388	8951	11787	14238	10399	14389	17783	13321	14970	11989	11120
11	9474	10893	10093	12334	13252	11406	15424	15866	13216	15174	13473	11144
12	8616	10855	9415	15246	10618	11428	16390	14924	13391	14744	12789	12197
13	7089	10817	9482	10058	12414	12887	16113	15121	15357	12526	12789	12016
14	6761	10905	9438	9298	11645	13426	14032	14686	13886	13889	13852	10034
15	8688	12673	11996	12154	10741	12479	14747	15321	12253	13399	14312	9584
16	10364	11314	8953	11686	11235	11024	14507	16265	13362	13815	12982	11805
17	12856	10946	7833	11313	13566	11345	14343	17089	12940	14372	11700	10392
18	10855	11068	11375	12075	12133	12218	15950	15442	14125	15338	13297	10764
19	10619	11552	11112	11297	10343	11940	17130	14225	13870	14053	13117	11579
20	9074	11346	11334	9459	12416	14651	16843	14248	14542	12660	12514	14068
21	10830	8361	12814	8133	11937	16008	15180	14574	13491	14053	13237	9510
22	9366	8958	14511	11106	10777	13793	16028	14998	11913	13265	14127	8365
23	12089	8539	12735	12451	11421	12341	15003	15738	11617	14179	12552	11764
24	11940	6693	8593	12615	11692	12369	14937	14935	13898	15370	11380	11644
25	12435	8905	11345	17359	9776	10722	16220	13713	15763	15790	11629	12053
26	10804	10063	10303	14662	9974	12112	17347	14108	14636	14677	12007	12999
27	9746	9545	12493	10664	11661	12007	17838	13622	15332	12709	11554	12413
28	12313	10203	11820	9235	9671	13560	15794	13698	13919	13730	11891	12444
29	11252		12662	11882	10236	13075	15946	14764	13110	14411	12412	9238
30	11399		12542	13500	11752	11209	16286	15115	13946	14768	11624	9027
31	11617		9549		14727		15479	14065		14269		11719
Ukupno- Total	304573	294028	328475	341123	361670	353962	476406	476770	412776	436330	391624	347192
Prosjek- Average	9825	26730	10596	11371	11667	11799	15368	15380	13759	14075	13054	11200
Godišnji prosjek (PGDS) - Annual average (AADT)												12397

BROJANJE VOZILA NA MREŽI PUTEVA U REPUBLICI SRPSKOJ – 2013. GODINA
VEHICLE COUNTING ON THE ROAD NETWORK OF THE REPUBLIC OF SRPSKA – YEAR 2013

STRUKTURA SAOBRAĆAJNOG TOKA
TRAFFIC FLOW COMPOSITION

Automatski brojač broj - Automatic counter number
 Lokalizet - Location / Stacionaža - Mileage [km+m]
 Broj puta - Road number / Dionica - Section

000008
 Brestovčina / 2+953,00
 M 16 / Gradiška 1 - Nova Topola

Mjesec - Month	Smjer - Direction	Dužina vozila - Vehicle length								Ukupno - Total
		< 5,5 m	(%)	5,5 - 12 m	(%)	12 - 16,5 m	(%)	< 16,5 m	(%)	
Januar - January	I	144022	92.6	8024	5.2	3302	2.1	110	0.1	155458
	II	137194	92.0	8243	5.5	3567	2.4	111	0.1	149115
	ukupno - total	281216	92.3	16267	5.3	6869	2.3	221	0.1	304573
Februar - February	I	128644	91.8	8338	6.0	3053	2.2	52	0.0	140087
	II	140243	91.1	9385	6.1	4215	2.7	98	0.1	153941
	ukupno - total	268887	91.4	17723	6.0	7268	2.5	150	0.1	294028
Mart - March	I	163030	91.6	10398	5.8	4462	2.5	95	0.1	177985
	II	137775	91.6	9162	6.1	3494	2.3	59	0.0	150490
	ukupno - total	300805	91.6	19560	6.0	7956	2.4	154	0.0	328475
April - April	I	168289	91.3	10980	6.0	4955	2.7	87	0.0	184311
	II	143306	91.4	9525	6.1	3945	2.5	36	0.0	156812
	ukupno - total	311595	91.3	20505	6.0	8900	2.6	123	0.0	341123
Maj - May	I	180265	91.8	11494	5.9	4472	2.3	68	0.0	196299
	II	152768	92.4	8985	5.4	3582	2.2	36	0.0	165371
	ukupno - total	333033	92.1	20479	5.7	8054	2.2	104	0.0	361670
Juni - June	I	177324	92.6	10022	5.2	4051	2.1	73	0.0	191470
	II	149791	92.2	8890	5.5	3772	2.3	39	0.0	162492
	ukupno - total	327115	92.4	18912	5.3	7823	2.2	112	0.0	353962
Juli - July	I	227111	93.4	11453	4.7	4617	1.9	41	0.0	243222
	II	215182	92.3	11535	4.9	6433	2.8	34	0.0	233184
	ukupno - total	442293	92.8	22988	4.8	11050	2.3	75	0.0	476406
Avgust - August	I	213905	93.0	11863	5.2	4069	1.8	60	0.0	229897
	II	229359	92.9	11536	4.7	5927	2.4	51	0.0	246873
	ukupno - total	443264	93.0	23399	4.9	9996	2.1	111	0.0	476770
Septembar - September	I	178973	91.6	12277	6.3	4166	2.1	61	0.0	195477
	II	199648	91.9	11568	5.3	6035	2.8	48	0.0	217299
	ukupno - total	378621	91.7	23845	5.8	10201	2.5	109	0.0	412776
Oktobar - October	I	200505	90.1	16229	7.3	5708	2.6	73	0.0	222515
	II	193759	90.6	13135	6.1	6848	3.2	73	0.0	213815
	ukupno - total	394264	90.4	29364	6.7	12556	2.9	146	0.0	436330
Novembar - November	I	176865	90.2	13259	6.8	5967	3.0	79	0.0	196170
	II	177460	90.8	12200	6.2	5697	2.9	97	0.0	195454
	ukupno - total	354325	90.5	25459	6.5	11664	3.0	176	0.0	391624
Decembar - December	I	170398	91.2	11803	6.3	4317	2.3	368	0.2	186886
	II	146156	91.2	10130	6.3	3933	2.5	87	0.1	160306
	ukupno - total	316554	91.2	21933	6.3	8250	2.4	455	0.1	347192
Ukupno (godišnje) - Total (annual)	I	2129331	91.8	136140	5.9	53139	2.3	1167	0.1	2319777
	II	2022641	91.7	124294	5.6	57448	2.6	769	0.0	2205152
	ukupno - total	4151972	91.8	260434	5.8	110587	2.4	1936	0.0	4524929
Prosjek (PGDS) - Average (AADT)	I	5834	91.8	373	5.9	146	2.3	3	0.1	6356
	II	5541	91.7	341	5.6	157	2.6	2	0.0	6042
	ukupno - total	11375	91.8	714	5.8	303	2.4	5	0.0	12397

BRONANJE VOZILA NA MREŽI PUTEVA U REPUBLICI SRPSKOJ – 2013. GODINA
VEHICLE COUNTING ON THE ROAD NETWORK OF THE REPUBLIC OF SRPSKA – YEAR 2013

SAOBRAĆAJNI POKAZATELJI

000008
 Brestovčina / 2+953,00
 M 16 / Gradiška 1 - Nova Topola

Automatski brojač broj
 Lokalizet / Stacionaža [km+m]
 Broj puta / Dionica

Mjesec	Snjir	minimalni čas		maksimalni čas		minimalni dan		maksimalni dan		dnevni prosjek (05-21 h)	noćni prosjek (21-05 h)	prosjek radnim danom	prosjek vikendom	ljetni prosjek
		datum/dan	čas	voz/h	voz/dan	datum/dan	voz/dan	voz/dan	voz/dan					
Januar	I	5/subota	3	5	2/srijeda	16	585	2978	6768	4424	591	3177	1838	
	II	15/utorak	2	6	31/četvrtak	12	467	3151	6199	485	3117	1693		
	I+II	15/utorak	2	14	17/četvrtak	11	979	6129	12856	8749	1076	6294	3531	
Februar	I	21/četvrtak	2	7	8/petak	15	574	3252	6456	4458	545	3679	1324	
	II	26/utorak	2	7	9/subota	11	553	3441	6490	5029	469	4019	1478	
	I+II	21/četvrtak	2	18	8/petak	15	1025	6693	12673	9487	1014	7698	2803	
Mart	I	4/ponedjeljak	3	8	21/četvrtak	15	650	3843	9548	5065	677	4063	1679	
	II	12/utorak	2	5	27/srijeda	7	474	3838	6516	4459	396	3413	1441	
	I+II	13/srijeda	2	15	21/četvrtak	15	990	7833	14511	9523	1073	7476	3120	
April	I	22/ponedjeljak	2	8	25/četvrtak	13	682	3604	10038	5480	664	4919	1225	
	II	9/utorak	2	2	25/četvrtak	10	560	3838	8098	4759	468	3995	1233	
	I+II	22/ponedjeljak	2	20	25/četvrtak	10	1169	7442	17359	10239	1132	8914	2457	
Maj	I	16/četvrtak	1	6	2/četvrtak	11	644	4621	9851	5470	862	3585	2747	
	II	22/srijeda	2	5	31/petak	10	497	3511	7203	4760	575	3301	2034	
	I+II	22/srijeda	2	17	2/četvrtak	11	1037	9671	14868	10230	1437	6886	4781	
Juni	I	3/ponedjeljak	3	7	14/petak	15	579	3890	8821	5440	943	4393	1989	6382
	II	25/utorak	3	5	23/nedjelja	12	485	4312	7187	4761	655	3695	1721	5416
	I+II	4/utorak	3	14	21/petak	7	995	8202	16008	10201	1598	8089	3710	11799
Juli	I	3/srijeda	2	23	27/subota	11	717	6515	9945	6583	1263	5753	2093	7846
	II	19/ponedjeljak	2	16	20/subota	11	615	6658	8123	6515	1007	5616	1906	7522
	I+II	3/srijeda	2	39	27/subota	11	1224	13318	17838	13098	2270	11369	3999	15368
Avgust	I	19/ponedjeljak	9	0	9/petak	20	674	5917	9475	6370	1046	5226	2190	7416
	II	14/srijeda	2	21	13/utorak	10	616	7032	8565	6960	1003	5626	2338	7964
	I+II	14/srijeda	2	43	17/subota	11	1224	13622	17783	13330	2049	10852	4528	15380
Septembar	I	5/četvrtak	3	1	27/petak	17	617	4403	7915	5719	797	4680	1836	6516
	II	24/utorak	2	13	25/srijeda	19	698	6627	8580	6527	716	5099	2144	7243
	I+II	25/srijeda	2	31	25/srijeda	14	1137	11617	15763	12246	1514	9780	3980	13759
Oktobar	I	29/utorak	2	13	30/srijeda	10	683	5871	8631	6371	807	5390	1788	
	II	8/utorak	2	8	10/četvrtak	14	575	6212	7480	6319	578	5182	1715	
	I+II	8/utorak	2	23	26/subota	9	1145	12526	15790	12690	1385	10572	3503	
Novembar	I	27/srijeda	2	9	8/petak	15	633	5475	7609	5801	738	4452	2087	
	II	7/četvrtak	3	9	5/utorak	14	720	5286	9619	5854	661	4452	2063	
	I+II	7/srijeda	2	23	5/utorak	15	1188	11380	15944	11655	1399	8904	4150	
Decembar	I	12/četvrtak	2	7	20/petak	15	640	3883	8848	5332	696	4504	1525	
	II	4/srijeda	2	7	29/nedjelja	13	531	3938	5930	4727	444	3797	1374	
	I+II	11/srijeda	2	26	28/subota	12	1032	8365	14068	10060	1140	8301	2899	
Godina	I	19.8/ponedjeljak	9	0	27.7/subota	11	717	2978	10038	5551	805	6556	5920	7050
	II	9.4/utorak	2	2	5.11/utorak	14	720	3151	9619	5419	623	6246	5598	7048
	I+II	15.1/utorak	2	14	27.7/subota	11	1224	6129	17838	10970	1427	12801	11518	14098

BROJANJE VOZILA NA MREŽI PUTEVA U REPUBLICI SRPSKOJ – 2013. GODINA
VEHICLE COUNTING ON THE ROAD NETWORK OF THE REPUBLIC OF SRPSKA – YEAR 2013

TRAFFIC PARAMETERS

Automatic counter number
 Location / Mileage [km+m]
 Road number / Section

000008

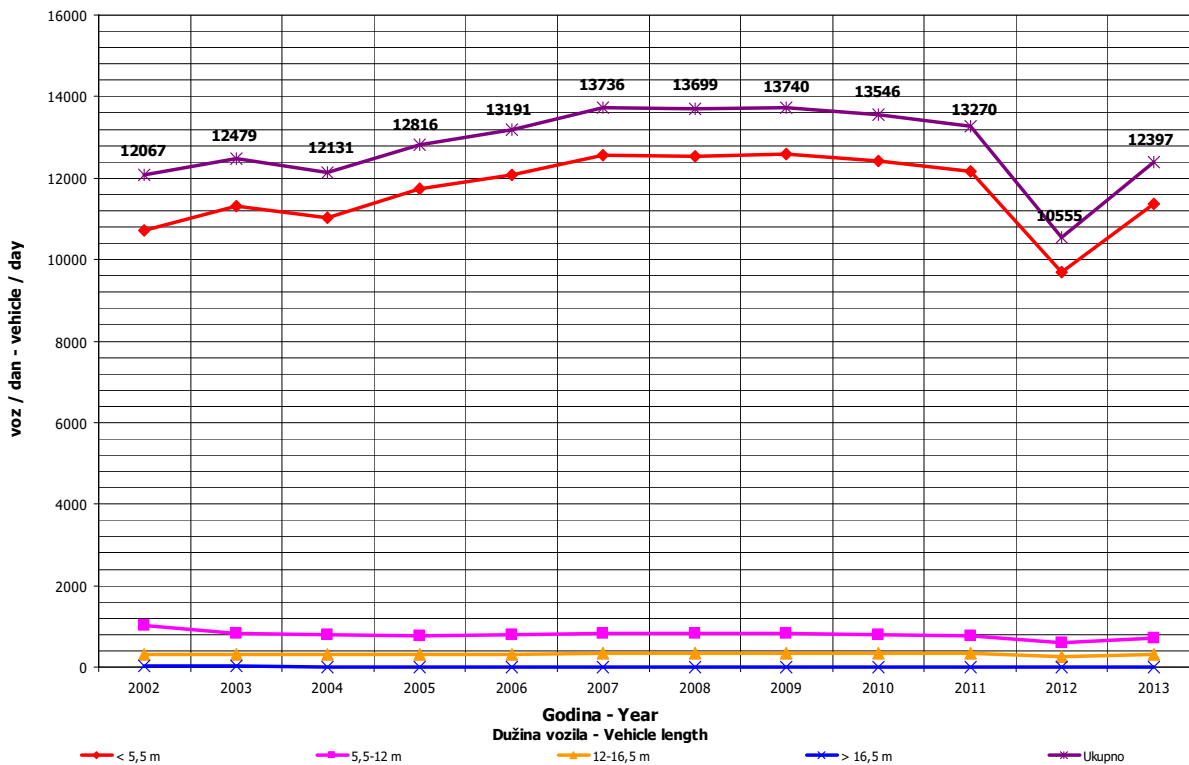
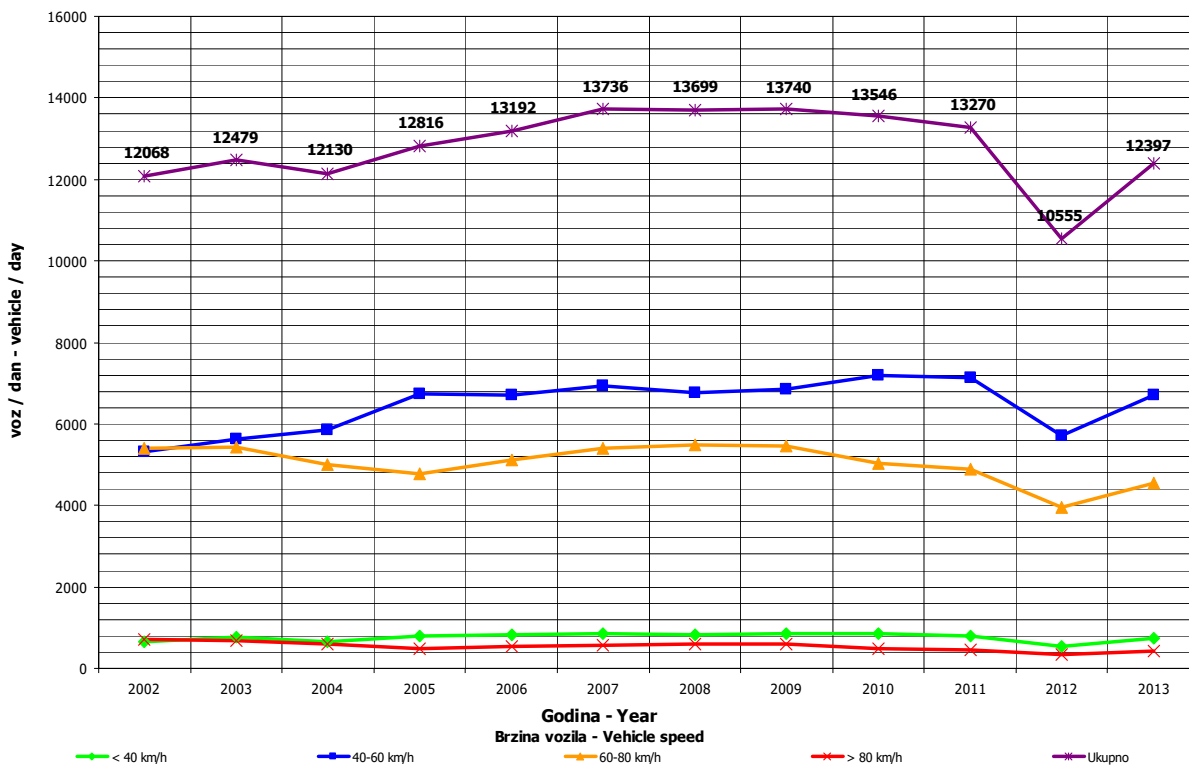
Brestovčina / 2+953,00
 M 16 / Gradiška 1 - Nova Topola

Month	Direction	minimum hour		maximum hour		minimum day		maximum day		veh/day	veh/h	veh/h	hour	date/day	veh/day	date/day	veh/day	day time average (5-21 h)	night average (21-05 h)	working day average	weekend average	summer average
		date/day	hour	date/day	hour	date/day	hour	date/day	hour													
January	I	5/Saturday	3	5	2/Wednesday	16	585	7/Monday	2978	6768	4424	591	3177	1838	1838	1838	4424	591	3177	1838	1838	1838
	II	15/Tuesday	2	6	31/Thursday	12	467	7/Monday	3151	6199	4325	485	3117	1693	1693	1693	4325	485	3117	1693	1693	1693
	I+II	15/Tuesday	2	14	17/Thursday	11	979	7/Monday	6129	12856	8749	1076	6294	3531	3531	3531	8749	1076	6294	3531	3531	3531
February	I	21/Thursday	2	7	8/Friday	15	574	24/Sunday	3252	6456	4458	545	3679	1324	1324	1324	4458	545	3679	1324	1324	1324
	II	26/Tuesday	2	7	9/Saturday	11	553	24/Sunday	3441	6490	5029	469	4019	1478	1478	1478	5029	469	4019	1478	1478	1478
	I+II	21/Thursday	2	18	8/Friday	15	1025	24/Sunday	6693	12673	9487	1014	7698	2803	2803	2803	9487	1014	7698	2803	2803	2803
March	I	4/Monday	3	8	21/Thursday	15	650	17/Sunday	3843	9548	5065	677	4063	1679	1679	1679	5065	677	4063	1679	1679	1679
	II	12/Tuesday	2	5	27/Wednesday	7	474	24/Sunday	3838	6516	4459	396	3413	1441	1441	1441	4459	396	3413	1441	1441	1441
	I+II	13/Wednesday	2	15	21/Thursday	15	990	17/Sunday	7833	14511	9523	1073	7476	3120	3120	3120	9523	1073	7476	3120	3120	3120
April	I	22/Monday	2	8	25/Thursday	13	682	7/Sunday	3604	10038	5480	664	4919	1225	1225	1225	664	664	4919	1225	1225	1225
	II	9/Tuesday	2	2	25/Thursday	10	560	7/Sunday	3838	8098	4759	468	3995	1233	1233	1233	4759	468	3995	1233	1233	1233
	I+II	22/Monday	2	20	25/Thursday	10	1169	7/Sunday	7442	17359	10239	1132	8914	2457	2457	2457	10239	1132	8914	2457	2457	2457
May	I	16/Thursday	1	6	2/Thursday	11	644	28/Tuesday	4621	9851	5470	862	3585	2747	2747	2747	5470	862	3585	2747	2747	2747
	II	22/Wednesday	2	5	31/Friday	10	497	1/Wednesday	3511	7203	4760	575	3301	2034	2034	2034	4760	575	3301	2034	2034	2034
	I+II	22/Wednesday	2	17	2/Thursday	11	1037	28/Tuesday	9671	14868	10230	1437	6886	4781	4781	4781	10230	1437	6886	4781	4781	4781
June	I	3/Monday	3	7	14/Friday	15	579	9/Sunday	3890	8821	5440	943	4393	1989	1989	1989	5440	943	4393	1989	1989	1989
	II	25/Tuesday	3	5	23/Sunday	12	485	9/Sunday	4312	7187	4761	655	3695	1721	1721	1721	4761	655	3695	1721	1721	1721
	I+II	4/Tuesday	3	14	21/Friday	7	995	9/Sunday	8202	16008	10201	1598	8089	3710	3710	3710	10201	1598	8089	3710	3710	3710
July	I	3/Wednesday	2	23	27/Saturday	11	717	7/Sunday	6515	9945	6583	1263	5753	2093	2093	2093	6583	1263	5753	2093	2093	2093
	II	3/Wednesday	2	16	20/Saturday	11	615	3/Wednesday	6658	8123	6515	1007	5616	1906	1906	1906	6515	1007	5616	1906	1906	1906
	I+II	3/Wednesday	2	39	27/Saturday	11	1224	7/Sunday	13318	17838	13098	2270	11369	3999	3999	3999	13098	2270	11369	3999	3999	3999
August	I	19/Monday	9	0	9/Friday	20	674	25/Sunday	5917	9475	6370	1046	5226	2190	2190	2190	5917	1046	5226	2190	2190	2190
	II	14/Wednesday	2	21	13/Tuesday	10	616	31/Saturday	7032	8565	6960	1003	5626	2338	2338	2338	6960	1003	5626	2338	2338	2338
	I+II	14/Wednesday	2	43	17/Saturday	11	1224	27/Tuesday	13622	17783	13330	2049	10852	4528	4528	4528	13330	2049	10852	4528	4528	4528
September	I	5/Thursday	3	1	27/Friday	17	617	23/Monday	4403	7915	5719	797	4680	1836	1836	1836	7915	797	4680	1836	1836	1836
	II	24/Tuesday	2	13	25/Wednesday	19	698	28/Saturday	6627	8580	6527	716	5099	2144	2144	2144	6527	716	5099	2144	2144	2144
	I+II	25/Wednesday	2	31	25/Wednesday	14	1137	23/Monday	11617	15763	12246	1514	9780	3980	3980	3980	12246	1514	9780	3980	3980	3980
October	I	29/Tuesday	2	13	30/Wednesday	10	683	20/Sunday	5871	8631	6371	807	5390	1788	1788	1788	5871	807	5390	1788	1788	1788
	II	8/Tuesday	2	8	10/Thursday	14	575	27/Sunday	6212	7480	6319	578	5182	1715	1715	1715	6212	578	5182	1715	1715	1715
	I+II	8/Tuesday	2	23	26/Saturday	9	1145	13/Sunday	12526	15790	12690	1385	10572	3503	3503	3503	12690	1385	10572	3503	3503	3503
November	I	27/Wednesday	2	9	8/Friday	15	633	3/Sunday	5475	7609	5801	738	4452	2087	2087	2087	5475	738	4452	2087	2087	2087
	II	7/Thursday	3	9	5/Tuesday	14	720	30/Saturday	5286	9619	5854	661	4452	2063	2063	2063	5854	661	4452	2063	2063	2063
	I+II	27/Wednesday	2	23	5/Tuesday	15	1188	24/Sunday	11380	15944	11655	1399	8904	4150	4150	4150	11655	1399	8904	4150	4150	4150
December	I	12/Thursday	2	7	20/Friday	15	640	29/Sunday	3883	8848	5332	696	4504	1525	1525	1525	3883	696	4504	1525	1525	1525
	II	4/Wednesday	2	7	29/Sunday	13	531	22/Sunday	3938	5930	4727	444	3797	1374	1374	1374	5930	444	3797	1374	1374	1374
	I+II	11/Wednesday	2	26	28/Saturday	12	1032	20/Friday	8365	14068	10060	1140	8301	2899	2899	2899	10060	1140	8301	2899	2899	2899
Year	I	19.8/Monday	9	0	27.7/Saturday	11	717	7.1/Monday	2978	10038	5551	805	6556	7050	7050	7050	2978	805	6556	7050	7050	7050
	II	9.4/Tuesday	2	2	5.11/Tuesday	14	720	7.1/Monday	3151	9619	5419	623	6246	7048	7048	7048	3151	623	6246	7048	7048	7048
	I+II	15.1/Tuesday	2	14	27.7/Saturday	11	1224	7.1/Monday	6129	17838	10970	1427	12801	14108	14108	14108	6129	1427	12801	14108	14108	14108

GODIŠNJA NERAVNOMJERNOST SAOBRAĆAJNOG TOKA TRAFFIC FLOW ANNUAL VARIATION

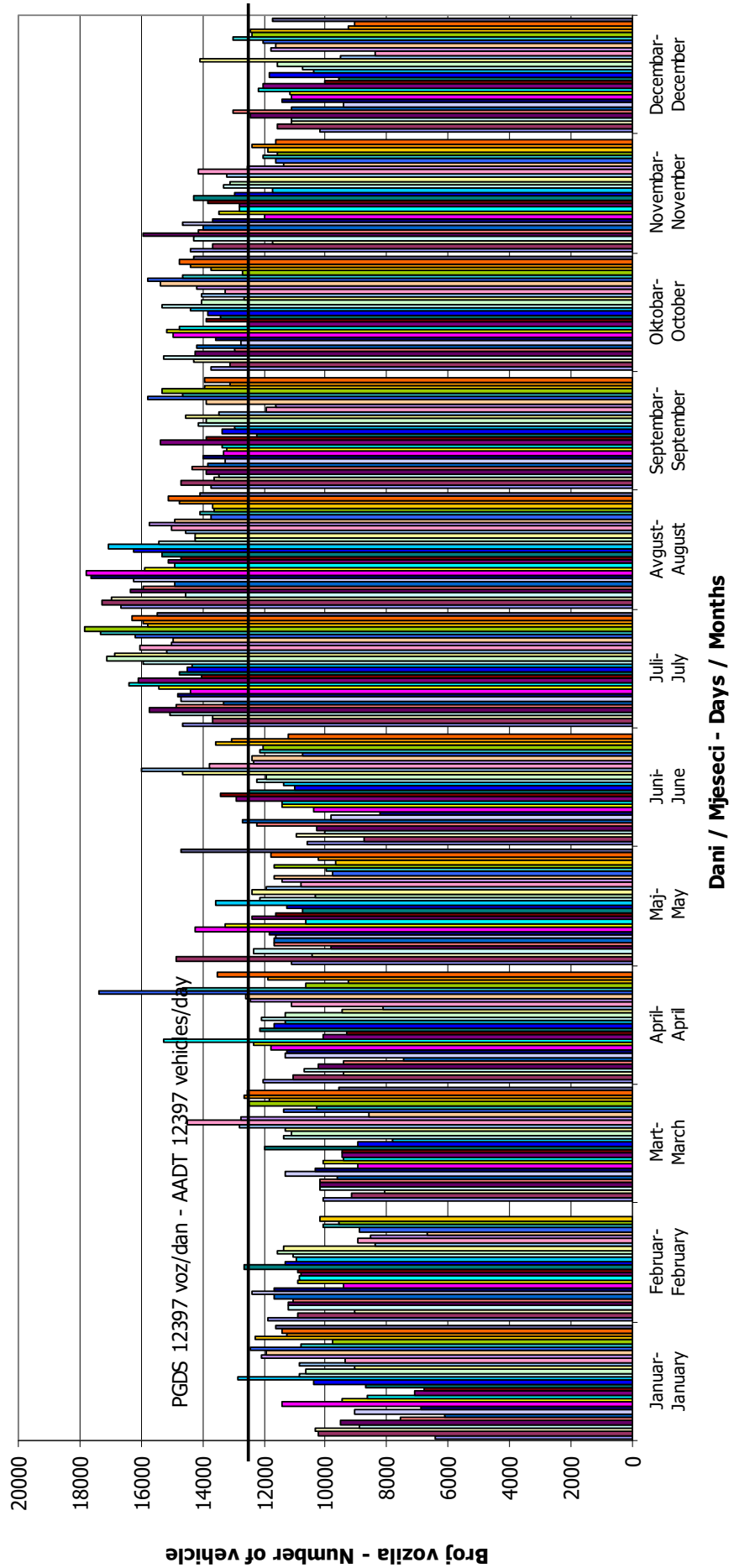
Automatski brojač broj - Automatic counter number
 Lokalizet - Location / Stacionaža - Mileage [km+m]
 Broj puta - Road number / Dionica - Section

000008
 Brestovčina / 2+953,00
 M 16 / Gradiška 1 - Nova Topola



**DNEVNA NERAVNOMJERNOST SAOBRAĆAJNOG TOKA
 TRAFFIC FLOW DAILY VARIATION**

Automatski brojač broj - Automatic counter number 000008
 Lokalizet - Location / Stacionaža - Mileage [km+mm] Brestovčina / 2+953,00
 Broj puta - Road number/ Dionica - Section M 16 / Gradiška 1 - Nova Topola

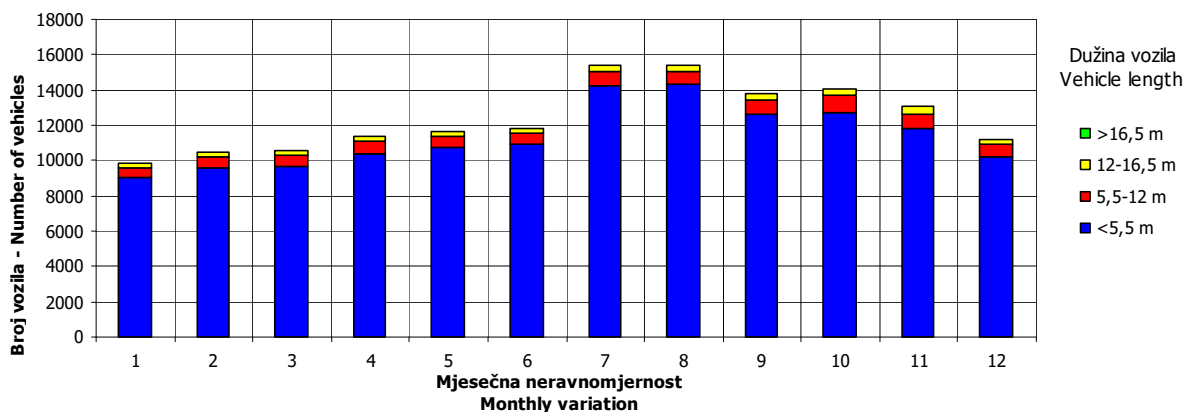
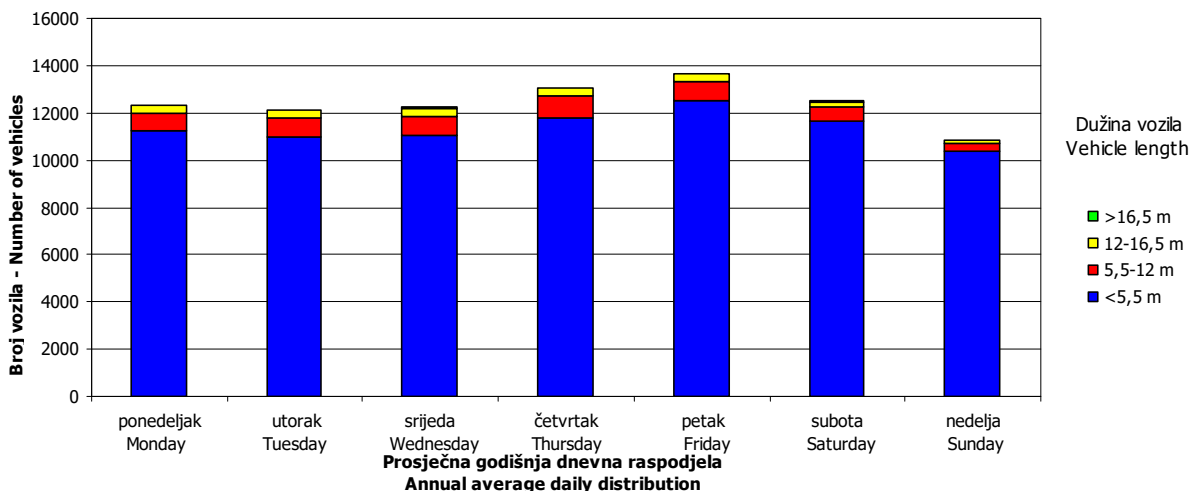
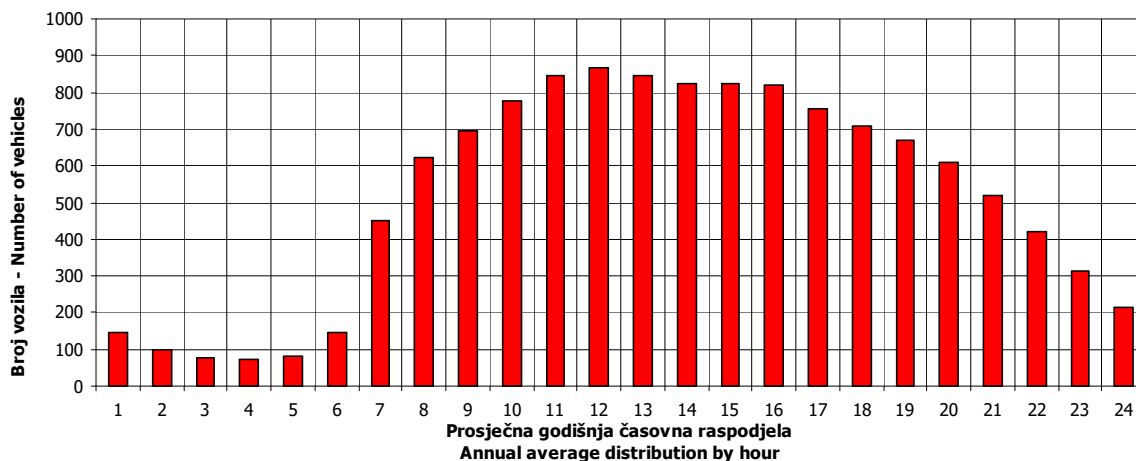


VREMENSKA RASPODJELA SAOBRAĆAJNOG TOKA TRAFFIC FLOW TIME DISTRIBUTION

Automatski brojač broj - Automatic counter number
 Lokalitet - Location / Stacionaža - Mileage [km+m]
 Broj puta - Road number / Dionica - Section

000008
 Brestovčina / 2+953,00
 M 16 / Gradiška 1 - Nova Topola

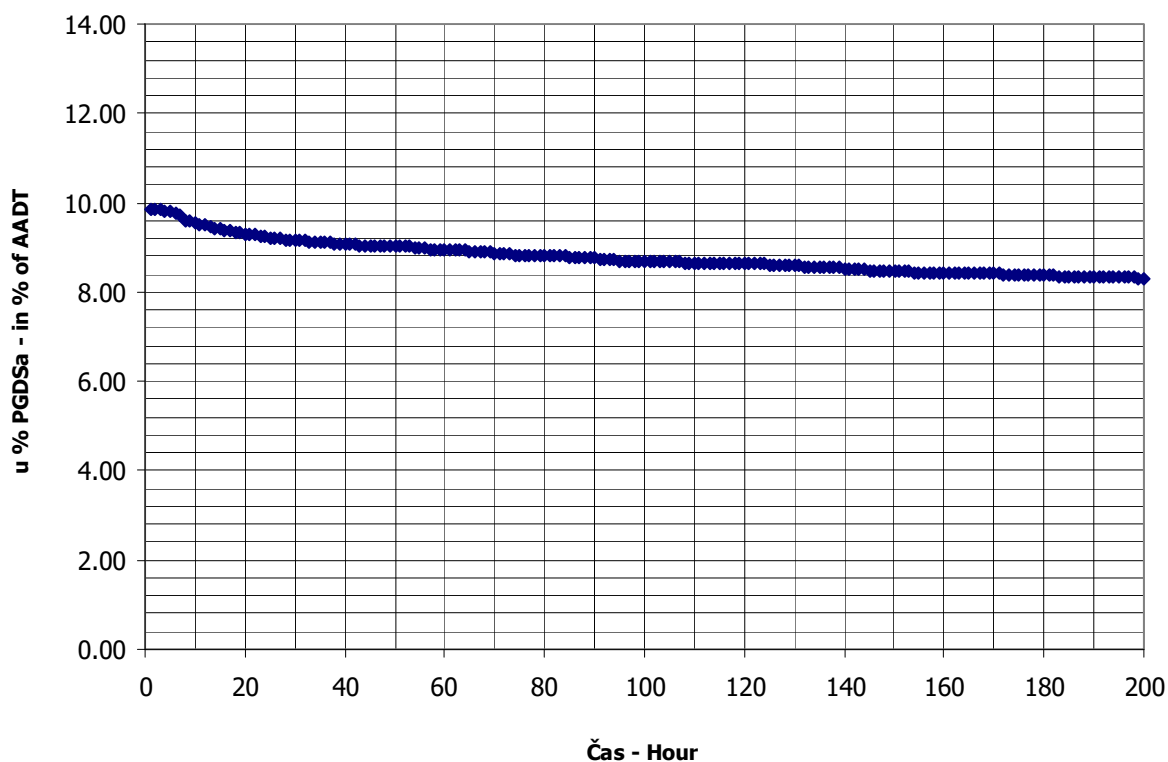
PGDS 12397 voz/dan AADT 12397 veh/day



SATNA DISTRIBUCIJA SAOBRAĆAJNOG TOKA TRAFFIC FLOW HOURLY DISTRIBUTION

Automatski brojač broj - Automatic counter number 000008
 Lokalitet - Location / Stacionaža - Mileage [km+m] Brestovčina / 2+953,00
 Broj puta - Road number / Dionica - Section M 16 / Gradiška 1 - Nova Topola

PGDS - AADT	12397 voz/dan - veh/day							
Čas - Hour	Maksimalni vršni sat - Maximum peak hour	10	20	30	40	50	100	200
Sat u danu - Hour of day	11	11	10	14	9	13	11	10
Sat u godini - Hour in year	4979	5315	5218	6422	7257	5317	7139	7306
Dan - Day of week	subota - Saturday	subota - Saturday	utorak - Tuesday	srijeda - Wednesday	srijeda - Wednesday	subota - Saturday	petak - Friday	petak - Friday
Datum - Date	27	10	6	25	30	10	25	1
Mjesec - Month	juli - July	avgust - August	avgust - August	septembar - September	oktobar - October	avgust - August	oktobar - October	novembar - November
Vrijednost - Value	1224	1181	1151	1137	1125	1117	1076	1031
% - percent	9.87	9.53	9.28	9.17	9.07	9.01	8.68	8.32



BROJANJE VOZILA NA MREŽI PUTEVA U REPUBLICI SRPSKOJ – 2013. GODINA
VEHICLE COUNTING ON THE ROAD NETWORK OF THE REPUBLIC OF SRPSKA – YEAR 2013

MJESEČNI BROJ VOZILA
MONTHLY NUMBER OF VEHICLES

Automatski brojač broj - Automatic counter number
 Lokalitet - Location / Stacionaža - Mileage [km+m]
 Broj puta - Road number / Dionica - Section

000009
 Kočićevo / 2+304,00
 M 14.1 / Nova Topola - Srbac

	Mjesec - Month											
	Januar- January	Februar- February	Mart- March	April- April	Maj- May	Jun- June	Juli- July	August- August	Septembar- September	Oktober- October	Novembar- November	Decembar- December
1	1518	2294	2354	2741	2685	2634	2548	3144	3069	2746	2975	2328
2	1982	2288	2145	2439	2872	2493	2590	3436	2860	2707	2972	2346
3	2504	1877	1915	2541	2969	2483	2586	3422	2542	2702	2557	2507
4	2695	2146	2354	2659	3303	2380	2698	3155	2776	2892	2889	2499
5	2559	2134	2343	2675	2662	2416	2956	3064	2843	2733	3046	2541
6	1924	2135	2223	2654	2730	2645	2914	3293	2969	2725	2757	2512
7	1725	2163	2342	2306	3119	2702	2587	3080	2882	2624	2644	2423
8	2260	2334	2523	2545	3133	2521	2440	3295	2728	2269	2924	2230
9	2045	2104	2660	2485	2820	2456	2860	3375	2750	2744	2918	2351
10	2409	1836	2261	2491	3331	2351	2862	3420	2702	2734	2273	2517
11	2327	2191	2382	2665	2909	2568	2925	3323	2705	2743	2718	2491
12	2205	2333	2483	2825	2570	2738	3120	3051	2861	3059	2754	2629
13	2049	2181	2313	2742	2808	3210	3178	3103	2999	2515	2586	2753
14	1831	2296	2398	2539	2716	2789	3212	3083	2894	2786	2693	2474
15	2353	2438	2462	2609	2757	2700	2976	3404	2896	2678	2760	2265
16	2562	2269	2416	2608	2636	2562	2947	3264	2842	2966	2762	2780
17	2517	1954	2178	2679	2921	2586	2878	3060	2691	2787	2365	2535
18	2119	2221	2538	2715	2776	2475	3103	3238	2860	3200	2625	2636
19	2153	2199	2434	2877	2511	2717	3406	2900	2942	2864	2574	2595
20	2062	2376	2465	2773	2733	2743	3389	2987	3034	2599	2686	2739
21	2295	2486	2366	2515	2734	2988	3708	3131	2974	2813	2431	2828
22	2304	2522	2587	2700	2725	2892	3026	3124	2747	2834	2662	2213
23	2268	2551	2509	2758	2659	3102	2854	3377	2912	3004	2601	2567
24	2373	2190	2149	2922	2963	2484	3039	3146	2693	3111	2113	2549
25	2123	2331	2286	3404	2665	2780	3216	3039	3166	3003	2249	2577
26	1928	2166	2255	3312	2373	2595	3366	2916	2784	2812	2425	2740
27	1655	2251	2663	3078	2689	2864	3348	2918	2940	2270	2353	2627
28	2031	2212	2649	2708	2494	3072	3107	2897	2945	2625	2445	2291
29	2099		2708	2706	2590	2734	3065	2979	2889	2779	2466	2016
30	2204		2646	2971	2757	2481	3060	3220	2766	2664	2457	1939
31	2244		2340		2919		3037	3088		3032		2522
Ukupno- Total	67323	62478	74347	81642	86529	80161	93001	97932	85661	86020	78680	77020
Prosjek- Average	2172	5680	2398	2721	2791	2672	3000	3159	2855	2775	2623	2485
Godišnji prosjek (PGDS) - Annual average (AADT)												2660

BROJANJE VOZILA NA MREŽI PUTEVA U REPUBLICI SRPSKOJ – 2013. GODINA
VEHICLE COUNTING ON THE ROAD NETWORK OF THE REPUBLIC OF SRPSKA – YEAR 2013

STRUKTURA SAOBRAĆAJNOG TOKA
TRAFFIC FLOW COMPOSITION

Automatski brojač broj - Automatic counter number
 Lokalizet - Location / Stacionaža - Mileage [km+m]
 Broj puta - Road number / Dionica - Section

000009
 Kočićevo / 2+304,00
 M 14.1 / Nova Topola - Srbac

Mjesec - Month	Smjer - Direction	Dužina vozila - Vehicle length								Ukupno - Total
		< 5,5 m	(%)	5,5 - 12 m	(%)	12 - 16,5 m	(%)	< 16,5 m	(%)	
Januar - January	I	29209	88.3	2129	6.4	1733	5.2	20	0.1	33091
	II	30254	88.4	2296	6.7	1673	4.9	9	0.0	34232
	ukupno - total	59463	88.3	4425	6.6	3406	5.1	29	0.0	67323
Februar - February	I	26042	86.0	2354	7.8	1866	6.2	27	0.1	30289
	II	27418	85.2	2806	8.7	1961	6.1	4	0.0	32189
	ukupno - total	53460	85.6	5160	8.3	3827	6.1	31	0.0	62478
Mart - March	I	31883	86.6	2926	7.9	1996	5.4	30	0.1	36835
	II	32157	85.7	3280	8.7	2074	5.5	1	0.0	37512
	ukupno - total	64040	86.1	6206	8.3	4070	5.5	31	0.0	74347
April - April	I	36368	85.5	3654	8.6	2505	5.9	29	0.1	42556
	II	33039	84.5	3772	9.7	2220	5.7	55	0.1	39086
	ukupno - total	69407	85.0	7426	9.1	4725	5.8	84	0.1	81642
Maj - May	I	37841	85.7	3710	8.4	2555	5.8	35	0.1	44141
	II	36427	85.9	3455	8.2	2501	5.9	5	0.0	42388
	ukupno - total	74268	85.8	7165	8.3	5056	5.8	40	0.0	86529
Juni - June	I	34829	86.3	3162	7.8	2327	5.8	30	0.1	40348
	II	32716	82.2	4590	11.5	2501	6.3	6	0.0	39813
	ukupno - total	67545	84.3	7752	9.7	4828	6.0	36	0.0	80161
Juli - July	I	41622	87.2	3922	8.2	2162	4.5	37	0.1	47743
	II	38922	86.0	3894	8.6	2433	5.4	9	0.0	45258
	ukupno - total	80544	86.6	7816	8.4	4595	4.9	46	0.0	93001
Avgust - August	I	43650	88.0	3702	7.5	2242	4.5	26	0.1	49620
	II	42037	87.0	3907	8.1	2354	4.9	14	0.0	48312
	ukupno - total	85687	87.5	7609	7.8	4596	4.7	40	0.0	97932
Septembar - September	I	37186	86.4	3694	8.6	2151	5.0	23	0.1	43054
	II	36480	85.6	3829	9.0	2291	5.4	7	0.0	42607
	ukupno - total	73666	86.0	7523	8.8	4442	5.2	30	0.0	85661
Oktobar - October	I	36927	85.1	4091	9.4	2333	5.4	34	0.1	43385
	II	35717	83.8	4341	10.2	2552	6.0	25	0.1	42635
	ukupno - total	72644	84.5	8432	9.8	4885	5.7	59	0.1	86020
Novembar - November	I	33555	84.4	3927	9.9	2260	5.7	33	0.1	39775
	II	32224	82.8	4310	11.1	2305	5.9	66	0.2	38905
	ukupno - total	65779	83.6	8237	10.5	4565	5.8	99	0.1	78680
Decembar - December	I	33768	86.8	3284	8.4	1847	4.7	16	0.0	38915
	II	32423	85.1	3581	9.4	2045	5.4	56	0.1	38105
	ukupno - total	66191	85.9	6865	8.9	3892	5.1	72	0.1	77020
Ukupno (godišnje) - Total (annual)	I	422880	86.3	40555	8.3	25977	5.3	340	0.1	489752
	II	409814	85.2	44061	9.2	26910	5.6	257	0.1	481042
	ukupno - total	832694	85.8	84616	8.7	52887	5.4	597	0.1	970794
Prosjeak (PGDS) - Average (AADT)	I	1159	86.3	111	8.3	71	5.3	1	0.1	1342
	II	1123	85.2	121	9.2	74	5.6	1	0.1	1318
	ukupno - total	2281	85.8	232	8.7	145	5.4	2	0.1	2660

BRONANJE VOZILA NA MREŽI PUTEVA U REPUBLICI SRPSKOJ – 2013. GODINA
VEHICLE COUNTING ON THE ROAD NETWORK OF THE REPUBLIC OF SRPSKA – YEAR 2013

SAOBRAĆAJNI POKAZATELJI

000009
 Kočićevo / 2+304,00
 M 14.1 / Nova Topola - Srbac

Automatski brojač broj
 Lokalizet / Stacionaža [km+m]
 Broj puta / Dionica

Mjesec	Smjer	minimalni čas		maksimalni čas		voz/dan	voz/dan	maksimalni dan		dnevni prosjek (05-21 h)	noćni prosjek (21-05 h)	prosjek radnim danom	prosjek vikendom	ljetni prosjek
		datum/dan	čas	voz/h	čas			voz/h	datum/dan					
Januar	I	21./ponedeljak	1	1	10./četvrtak	14	140	1/utorak	750	933	135	661	406	
	II	9./srijeda	2	1	10./četvrtak	15	127	1/utorak	768	1317	127	684	421	
	I+II	21./ponedeljak	2	2	5./subota	13	235	1/utorak	1518	2695	1910	1345	827	
Februar	I	18./ponedeljak	3	1	23./subota	12	156	10./nedelja	802	1338	120	794	288	
	II	9./subota	2	2	4./ponedeljak	15	125	17./nedelja	1024	1294	116	828	321	
	I+II	4./ponedeljak	3	5	23./subota	12	247	10./nedelja	1836	2551	236	1622	610	
Mart	I	25./ponedeljak	2	1	22./petak	15	125	3./nedelja	940	1433	145	819	369	
	II	15./petak	3	1	9./subota	14	124	3./nedelja	975	1342	140	830	380	
	I+II	15./petak	2	6	9./subota	14	219	29./petak	1915	2708	285	1649	749	
April	I	16./utorak	2	2	27./subota	10	145	7./nedelja	1184	1930	188	1046	372	
	II	3./srijeda	2	1	27./subota	10	118	7./nedelja	1122	1622	144	965	338	
	I+II	16./utorak	2	4	27./subota	10	263	7./nedelja	2306	3404	332	2011	711	
Maj	I	22./srijeda	3	2	4./subota	11	163	26./nedelja	1159	1799	191	836	588	
	II	22./srijeda	2	2	7./utorak	12	136	1./srijeda	1166	1564	166	799	568	
	I+II	22./srijeda	3	6	7./utorak	12	267	26./nedelja	2373	3331	357	1635	1156	
Juni	I	17./ponedeljak	3	2	13./četvrtak	12	192	10./ponedeljak	1146	1641	198	904	441	1345
	II	14./petak	2	1	13./četvrtak	15	129	4./utorak	1173	1569	186	882	445	1327
	I+II	17./ponedeljak	3	5	23./nedelja	10	295	10./ponedeljak	2351	3210	384	1786	886	2672
Juli	I	8./ponedeljak	21	2	26./petak	16	153	8./ponedeljak	1102	1859	237	1121	419	1540
	II	1./ponedeljak	3	3	14./nedelja	19	177	3./srijeda	1285	1872	224	1058	402	1460
	I+II	3./srijeda	2	9	27./subota	11	257	8./ponedeljak	2440	3708	461	2179	821	3000
Avgust	I	5./ponedeljak	3	3	3./subota	12	149	26./ponedeljak	1433	1900	251	1138	463	1601
	II	29./četvrtak	2	3	25./nedelja	19	153	19./ponedeljak	1443	1795	231	1089	469	1558
	I+II	5./ponedeljak	3	7	3./subota	12	251	28./srijeda	2897	3436	482	2227	932	3159
Septembar	I	17./utorak	3	1	19./četvrtak	14	144	3./utorak	1253	1624	193	1012	423	1435
	II	17./utorak	3	1	29./nedelja	17	197	3./utorak	1289	1665	164	976	444	1420
	I+II	17./utorak	3	2	19./četvrtak	14	287	3./utorak	2542	3166	357	1988	867	2855
Oktobar	I	8./utorak	0	0	24./četvrtak	14	198	8./utorak	989	1709	158	1059	341	
	II	14./ponedeljak	3	1	24./četvrtak	14	144	27./nedelja	1183	1527	138	1020	355	
	I+II	8./utorak	2	4	24./četvrtak	14	342	8./utorak	2269	3200	2479	296	2079	696
Novembar	I	11./ponedeljak	4	1	9./subota	12	137	24./nedelja	990	1625	175	901	425	
	II	28./četvrtak	2	0	5./utorak	18	139	25./ponedeljak	1017	1703	155	873	424	
	I+II	28./četvrtak	2	4	9./subota	12	250	24./nedelja	2113	3046	331	1774	848	
Decembar	I	30./ponedeljak	2	0	21./subota	12	145	29./nedelja	943	1563	148	919	337	
	II	9./ponedeljak	2	1	5./četvrtak	14	139	30./ponedeljak	972	1381	123	886	343	
	I+II	30./ponedeljak	2	4	5./četvrtak	14	260	16./ponedeljak	1939	2828	271	1805	680	
Godina	I	8.10./utorak	0	0	24.10./četvrtak	14	198	1.1./utorak	750	1930	179	1365	1291	1482
	II	28.11./četvrtak	2	0	29.9./nedelja	17	197	1.1./utorak	768	1872	160	1326	1301	1443
	I+II	21.1./ponedeljak	2	2	24.10./četvrtak	14	342	1.1./utorak	1518	3708	338	2691	2592	2924

BROJANJE VOZILA NA MREŽI PUTEVA U REPUBLICI SRPSKOJ – 2013. GODINA
VEHICLE COUNTING ON THE ROAD NETWORK OF THE REPUBLIC OF SRPSKA – YEAR 2013

TRAFFIC PARAMETERS

Automatic counter number
 Location / Mileage [km+m]
 Road number / Section

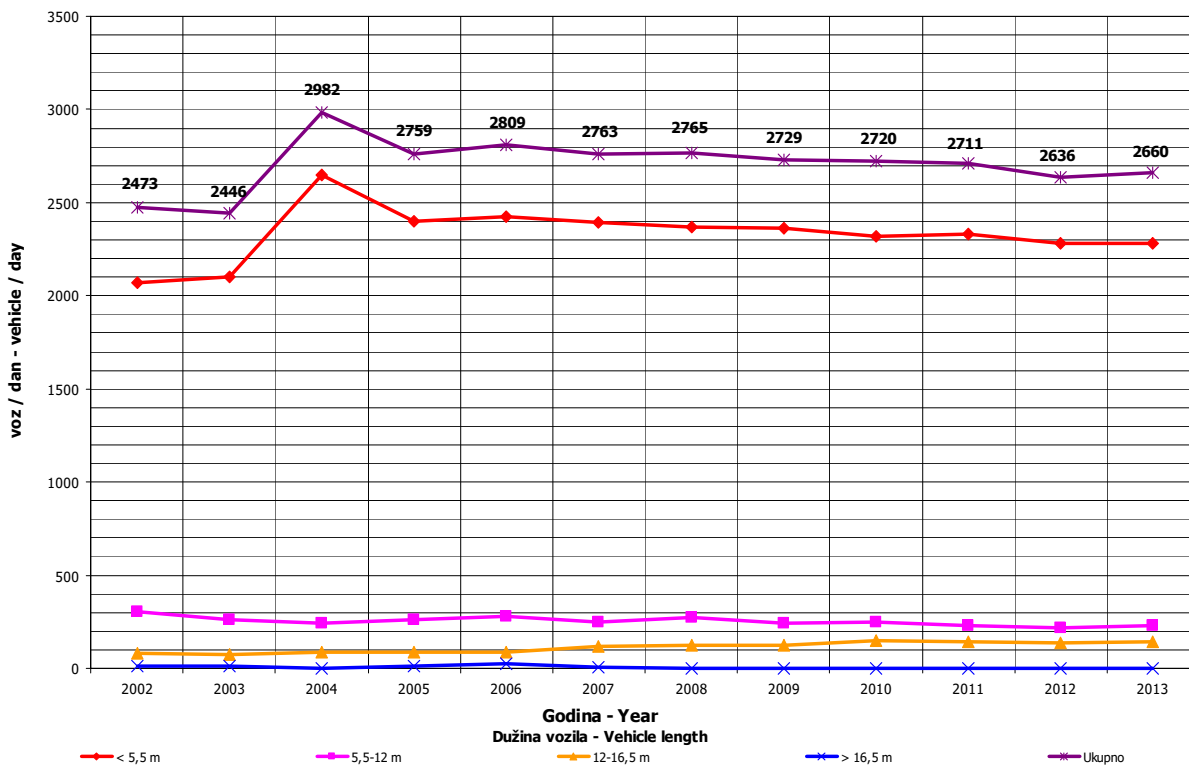
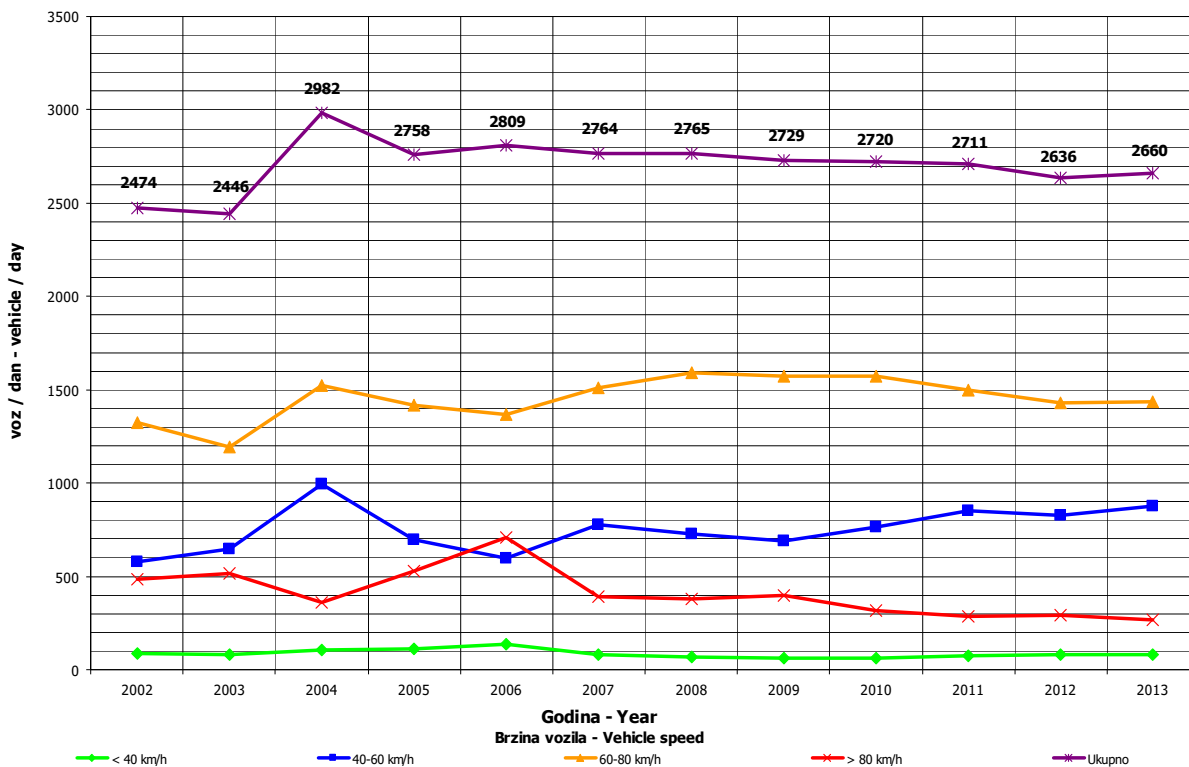
000009
 Kočićevo / 2+304,00
 M 14.1 / Nova Topola - Srbac

Month	Direction	minimum hour		maximum hour		veh/h	minimum day		maximum day		day time average (5-21 h)	night average (21-05 h)	working day average	weekend average	summer average
		date/day	hour	date/day	hour		date/day	veh/day	date/day	veh/day					
January	I	21/Monday	1	10/Thursday	14	140	1/Thursday	750	4/Friday	1378	933	135	661	406	
	II	9/Wednesday	2	10/Thursday	15	127	1/Thursday	768	4/Friday	1317	938	127	684	421	
	I+II	21/Monday	2	5/Saturday	13	235	1/Thursday	1518	4/Friday	2695	1910	261	1345	827	
February	I	18/Monday	3	23/Saturday	12	156	10/Sunday	802	22/Friday	1338	962	120	794	288	
	II	9/Saturday	2	4/Monday	15	125	17/Sunday	1024	12/Tuesday	1294	1034	116	828	321	
	I+II	4/Monday	3	23/Saturday	12	247	10/Sunday	1836	23/Saturday	2551	1995	236	1622	610	
March	I	25/Monday	2	22/Friday	15	125	3/Sunday	940	29/Friday	1433	1043	145	819	369	
	II	15/Friday	3	9/Saturday	14	124	3/Sunday	975	18/Monday	1342	1070	140	830	380	
	I+II	15/Friday	2	9/Saturday	14	219	3/Sunday	1915	29/Friday	2708	2114	285	1649	749	
April	I	16/Tuesday	2	27/Saturday	10	145	7/Sunday	1184	26/Friday	1930	1231	188	1046	372	
	II	3/Wednesday	2	27/Saturday	10	118	7/Sunday	1122	25/Thursday	1622	1159	144	965	338	
	I+II	16/Tuesday	2	27/Saturday	10	263	7/Sunday	2306	25/Thursday	3404	2389	332	2011	711	
May	I	22/Wednesday	3	4/Saturday	11	163	26/Sunday	1159	10/Friday	1799	1233	191	836	588	
	II	22/Wednesday	2	7/Tuesday	12	136	1/Wednesday	1166	4/Saturday	1564	1201	166	799	568	
	I+II	22/Wednesday	3	7/Tuesday	12	267	26/Sunday	2373	10/Friday	3331	2434	357	1635	1156	
June	I	17/Monday	3	13/Thursday	12	192	10/Monday	1146	13/Thursday	1641	1147	198	904	441	1345
	II	14/Friday	2	13/Thursday	15	129	4/Tuesday	1173	13/Thursday	1569	1142	186	882	445	1327
	I+II	17/Monday	3	23/Sunday	10	295	10/Monday	2351	13/Thursday	3210	2288	384	1786	886	2672
July	I	8/Monday	21	26/Friday	16	153	8/Monday	1102	26/Friday	1859	1303	237	1121	419	1540
	II	1/Monday	3	14/Sunday	19	177	3/Wednesday	1285	21/Sunday	1872	1236	224	1058	402	1460
	I+II	3/Wednesday	2	27/Saturday	11	257	8/Monday	2440	21/Sunday	3708	2539	461	2179	821	3000
August	I	5/Monday	3	3/Saturday	12	149	26/Monday	1433	15/Thursday	1900	1350	251	1138	463	1601
	II	29/Thursday	2	25/Sunday	19	153	19/Monday	1443	11/Sunday	1795	1327	231	1089	469	1558
	I+II	5/Monday	3	3/Saturday	12	251	28/Wednesday	2897	2/Friday	3436	2677	482	2227	932	3159
September	I	17/Tuesday	3	19/Thursday	14	144	3/Tuesday	1253	20/Friday	1624	1242	193	1012	423	1435
	II	17/Tuesday	3	29/Sunday	17	197	3/Tuesday	1289	1/Sunday	1665	1256	164	976	444	1420
	I+II	17/Tuesday	3	19/Thursday	14	287	3/Tuesday	2542	25/Wednesday	3166	2498	357	1988	867	2855
October	I	8/Tuesday	0	24/Thursday	14	198	8/Tuesday	989	18/Friday	1709	1241	158	1059	341	
	II	14/Monday	3	24/Thursday	14	144	27/Sunday	1183	24/Thursday	1527	1238	138	1020	355	
	I+II	8/Tuesday	2	24/Thursday	14	342	8/Tuesday	2269	18/Friday	3200	2479	296	2079	696	
November	I	11/Monday	4	9/Saturday	12	137	24/Sunday	990	2/Saturday	1625	1151	175	901	425	
	II	28/Thursday	2	5/Tuesday	18	139	25/Monday	1017	5/Tuesday	1703	1141	155	873	424	
	I+II	28/Thursday	2	9/Saturday	12	250	24/Sunday	2113	5/Tuesday	3046	2292	331	1774	848	
December	I	30/Monday	2	21/Saturday	12	145	29/Sunday	943	21/Saturday	1563	1107	148	919	337	
	II	9/Monday	2	5/Thursday	14	139	30/Monday	972	16/Monday	1381	1106	123	886	343	
	I+II	30/Monday	2	5/Thursday	14	260	30/Monday	1939	21/Saturday	2828	2214	271	1805	680	
Year	I	8.10/Tuesday	0	24.10/Thursday	14	198	1.1/Tuesday	750	26.4/Friday	1930	1163	179	1365	1291	1482
	II	28.11/Thursday	2	29.9/Sunday	17	197	1.1/Tuesday	768	21.7/Sunday	1872	1158	160	1326	1301	1443
	I+II	21.1/Monday	2	24.10/Thursday	14	342	1.1/Tuesday	1518	21.7/Sunday	3708	2321	338	2691	2592	2924

GODIŠNJA NERAVNOMJERNOST SAOBRAĆAJNOG TOKA TRAFFIC FLOW ANNUAL VARIATION

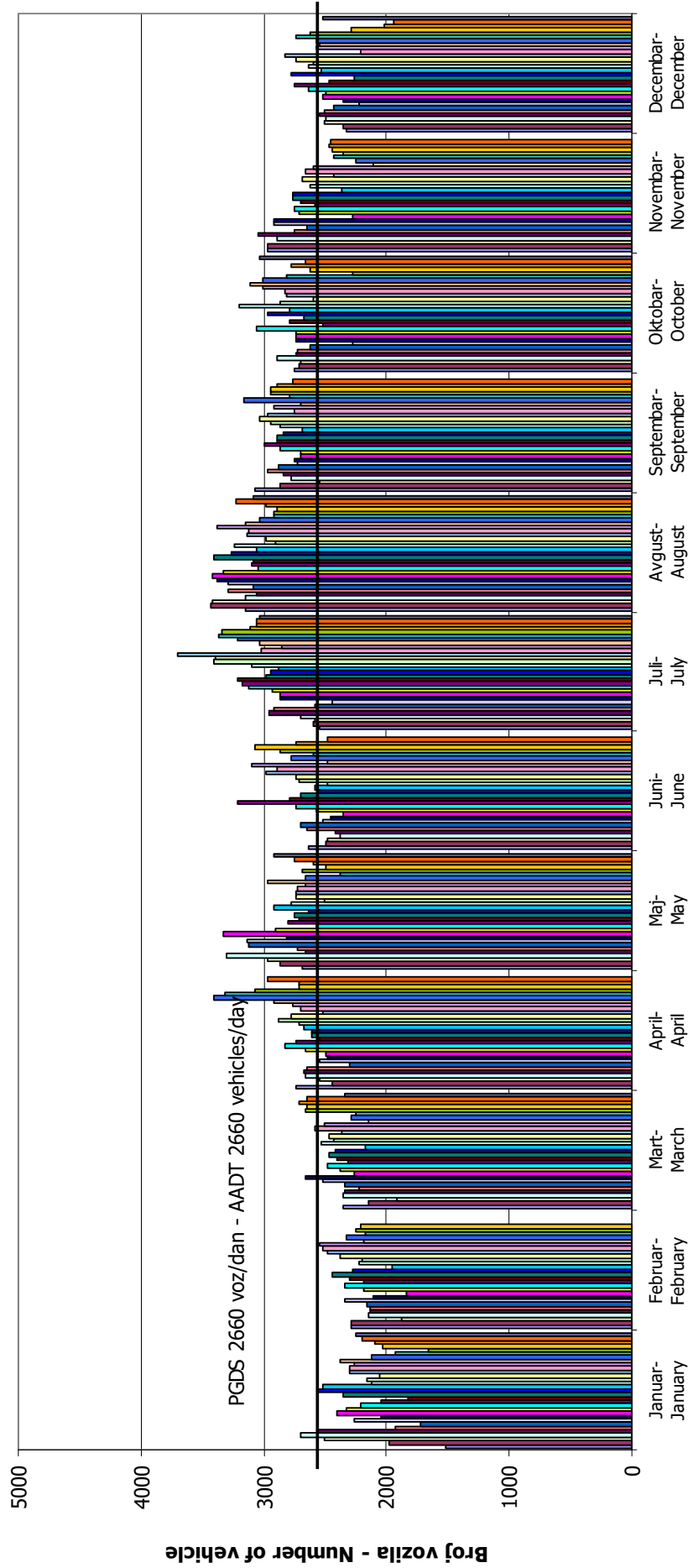
Automatski brojač broj - Automatic counter number
 Lokalizet - Location / Stacionaža - Mileage [km+m]
 Broj puta - Road number / Dionica - Section

000009
 Kočićevo / 2+304,00
 M 14.1 / Nova Topola - Srbac



DNEVNA NERAVNOMJERNOST SAOBRAĆAJNOG TOKA
TRAFFIC FLOW DAILY VARIATION

Automatski brojač broj - Automatic counter number 000009
 Lokalizet - Location / Stacionaža - Mileage [km+tm] Košicevo / 2+304,00
 Broj puta - Road number/ Dionica - Section M 14.1 / Nova Topola - Srbac

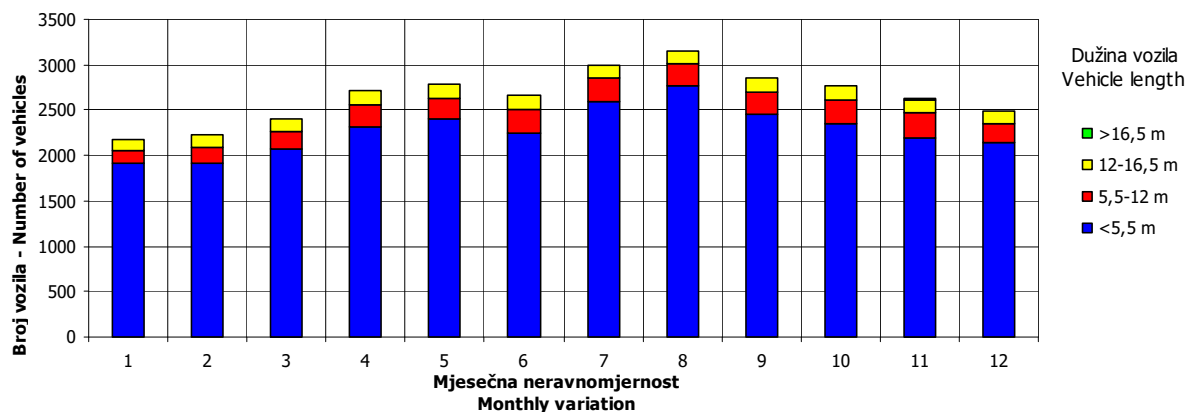
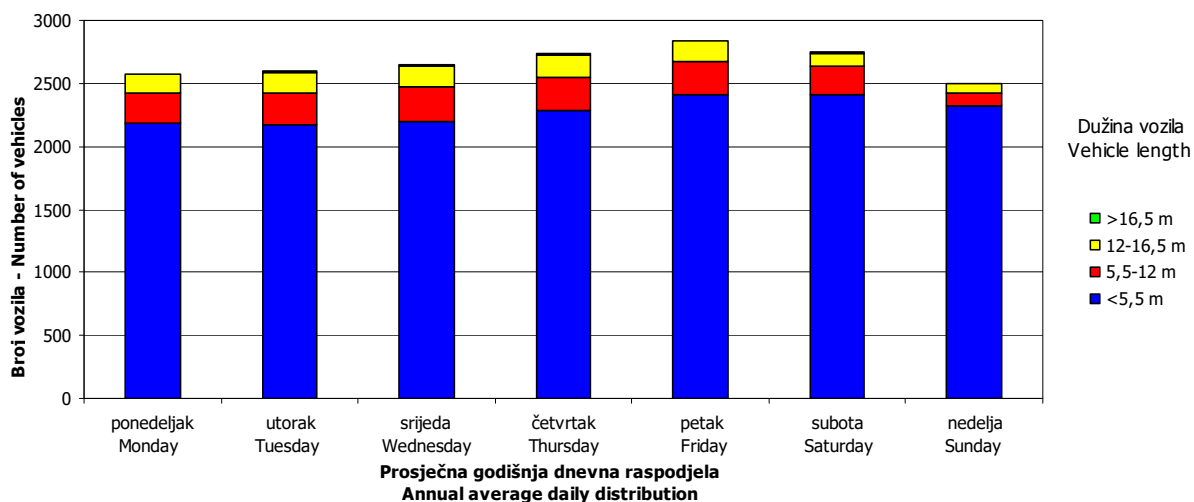
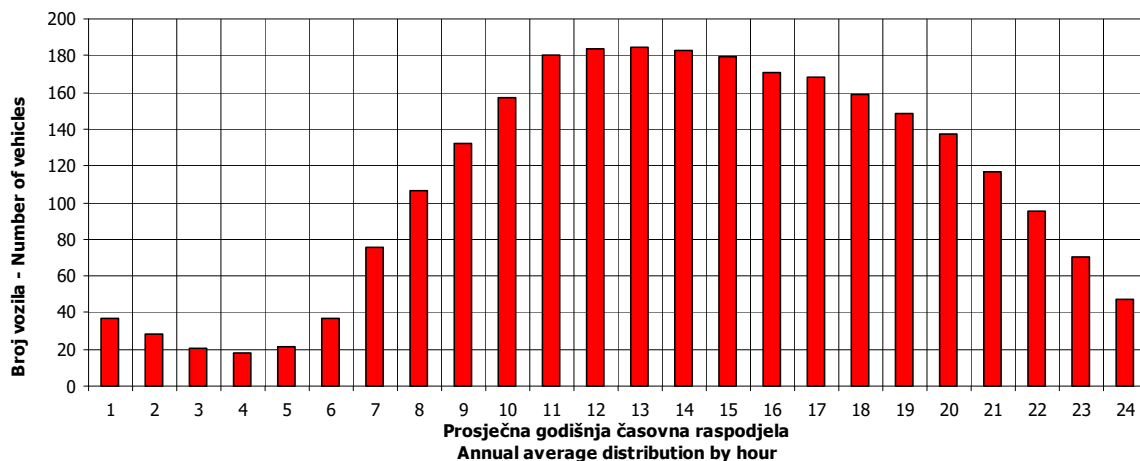


VREMENSKA RASPODJELA SAOBRAĆAJNOG TOKA TRAFFIC FLOW TIME DISTRIBUTION

Automatski brojač broj - Automatic counter number
 Lokalizet - Location / Stacionaža - Mileage [km+m]
 Broj puta - Road number / Dionica - Section

000009
 Kočićevo / 2+304,00
 M 14.1 / Nova Topola - Srbac

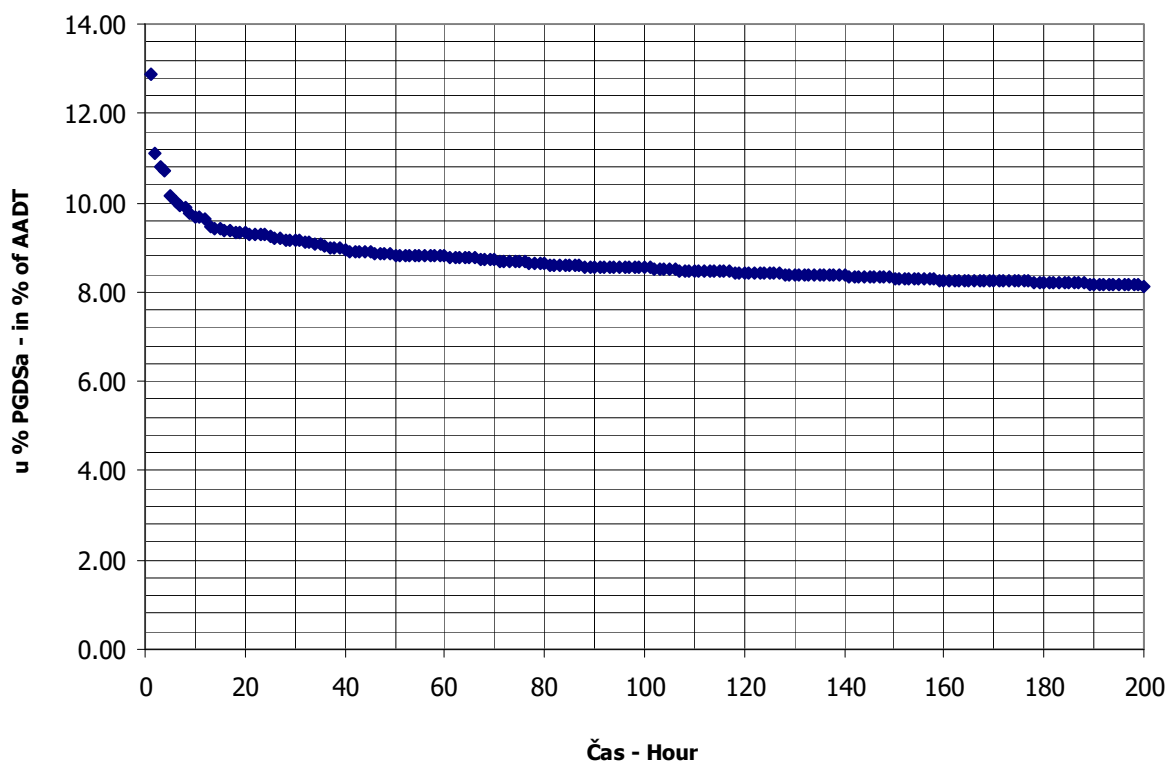
PGDS 2660 voz/dan AADT 2660 veh/day



SATNA DISTRIBUCIJA SAOBRAĆAJNOG TOKA TRAFFIC FLOW HOURLY DISTRIBUTION

Automatski brojač broj - Automatic counter number 000009
 Lokalitet - Location / Stacionaža - Mileage [km+m] Kočićevo / 2+304,00
 Broj puta - Road number / Dionica - Section M 14.1 / Nova Topola - Srbac

PGDS - AADT	2660 voz/dan - veh/day							
Čas - Hour	Maksimalni vršni sat - Maximum peak hour	10	20	30	40	50	100	200
Sat u danu - Hour of day	14	12	12	10	11	11	12	14
Sat u godini - Hour in year	7118	8388	1284	6826	4475	4811	8508	3038
Dan - Day of week	četvrtak - Thursday	ponedeljak - Monday	subota - Saturday	subota - Saturday	subota - Saturday	subota - Saturday	subota - Saturday	utorak - Tuesday
Datum - Date	24	16	23	12	6	20	21	7
Mjesec - Month	oktobar - October	decembar - December	februar - February	oktobar - October	juli - July	juli - July	decembar - December	maj - May
Vrijednost - Value	342	257	247	244	237	235	227	216
% - percent	12.86	9.66	9.29	9.17	8.91	8.84	8.53	8.12



BROJANJE VOZILA NA MREŽI PUTEVA U REPUBLICI SRPSKOJ – 2013. GODINA
VEHICLE COUNTING ON THE ROAD NETWORK OF THE REPUBLIC OF SRPSKA – YEAR 2013

MJESEČNI BROJ VOZILA
MONTHLY NUMBER OF VEHICLES

Automatski brojač broj - Automatic counter number 000010
 Lokalitet - Location / Stacionaža - Mileage [km+m] Mahovljani / 14+757,00
 Broj puta - Road number / Dionica - Section M 16 / Nova Topola - Klačnice 1

	Mjesec - Month											
	Januar- January	Februar- February	Mart- March	April- April	Maj- May	Jun- June	Juli- July	August- August	Septembar- September	Oktoibar- October	Novembar- November	Decembar- December
1	12824	9504	9546	9917	14182	9723	10161	14470	12911	13088	15779	10088
2	11454	8114	7736	9508	10008	7887	9891	16055	13255	12797	14376	12195
3	8823	6131	6167	9588	10742	10111	10293	15755	12914	13141	11229	12756
4	8459	8322	8881	9649	11460	10153	13209	14403	13011	14993	12401	12781
5	12582	8268	8951	10578	7695	10455	14898	14925	13266	13072	11953	12161
6	12569	8261	8565	9650	8884	11676	13803	14517	14520	12094	11640	13444
7	13020	8332	8798	7414	11217	11125	12208	14307	13063	13107	12126	11818
8	11674	9665	10036	9690	11337	9755	13898	14567	11712	12975	13481	9807
9	11432	10233	8678	9537	10526	7992	13442	16038	12749	13076	12226	12267
10	9396	6442	7008	9931	12208	10024	13363	15231	12806	13508	10261	11732
11	11114	8627	9022	10118	10345	9832	13392	14011	12841	14508	12117	12036
12	10527	8574	9021	10901	8035	10048	15688	14432	13561	12875	11845	12309
13	8610	8607	9053	9769	8959	10512	14450	14085	15029	10963	12356	13654
14	11152	8745	8885	8071	10443	11814	12229	13848	13267	13572	12586	11009
15	11240	9690	10022	7916	10574	11091	14041	14354	11266	13006	13974	10005
16	11351	8523	8940	7645	10756	8762	13835	15390	13488	12977	12578	12013
17	11491	6595	7206	10024	11555	10526	14424	14334	13673	12985	10975	10743
18	6339	9292	9371	10035	10331	10201	13843	13546	12940	15142	10700	11319
19	6682	8895	9351	8249	8058	9954	15271	13703	12844	13101	11866	12254
20	5268	11460	9515	7522	10230	9711	14418	12378	15195	11701	12038	13364
21	9202	8753	9649	5525	10250	11393	13370	13353	13680	13040	12094	10684
22	9138	9731	10609	10237	10170	10404	14643	13328	11681	12604	12841	9513
23	6393	8572	8916	10257	10097	8167	13886	14782	13705	12676	11401	13698
24	6349	6502	6783	11068	11363	10093	13719	13648	13163	13632	9798	13333
25	8718	8703	8977	15632	6733	10226	14744	13125	13085	15693	11939	14366
26	7462	8222	8704	13589	5387	9945	16716	13981	13796	13716	11866	15798
27	5614	8581	11920	12031	10101	10359	15641	12899	15438	10975	11636	14276
28	8204	8751	9533	8009	10308	11523	13870	11970	13422	15910	11482	9734
29	8267		10804	10235	9890	10690	14794	13186	11695	16431	12459	10342
30	8451		12266	11289	10335	8531	13905	14844	13505	13465	11495	9878
31	8828		7520		14267		14362	13340		13156		12824
Ukupno- Total	292633	240095	280433	293584	316446	302683	426407	438805	397481	413979	363518	372201
Prosje- Average	9440	21827	9046	9786	10208	10089	13755	14155	13249	13354	12117	12006
Godišnji prosjek (PGDS) - Annual average (AADT)												11338

BROJANJE VOZILA NA MREŽI PUTEVA U REPUBLICI SRPSKOJ – 2013. GODINA
VEHICLE COUNTING ON THE ROAD NETWORK OF THE REPUBLIC OF SRPSKA – YEAR 2013

STRUKTURA SAOBRAĆAJNOG TOKA
TRAFFIC FLOW COMPOSITION

Automatski brojač broj - Automatic counter number
 Lokalizet - Location / Stacionaža - Mileage [km+m]
 Broj puta - Road number / Dionica - Section

000010
 Mahovljani / 14+757,00
 M 16 / Nova Topola - Klačnice 1

Mjesec - Month	Smjer - Direction	Dužina vozila - Vehicle length								Ukupno - Total
		< 5,5 m	(%)	5,5 - 12 m	(%)	12 - 16,5 m	(%)	< 16,5 m	(%)	
Januar - January	I	137916	91.6	9285	6.2	3046	2.0	243	0.2	150490
	II	131870	92.8	7568	5.3	2659	1.9	46	0.0	142143
	ukupno - total	269786	92.2	16853	5.8	5705	1.9	289	0.1	292633
Februar - February	I	134401	89.7	11314	7.5	3792	2.5	373	0.2	149880
	II	82899	91.9	5899	6.5	1397	1.5	20	0.0	90215
	ukupno - total	217300	90.5	17213	7.2	5189	2.2	393	0.2	240095
Mart - March	I	153602	89.4	13431	7.8	4540	2.6	292	0.2	171865
	II	99828	91.9	6939	6.4	1782	1.6	19	0.0	108568
	ukupno - total	253430	90.4	20370	7.3	6322	2.3	311	0.1	280433
April - April	I	161659	89.5	14210	7.9	4558	2.5	209	0.1	180636
	II	103761	91.9	7156	6.3	2009	1.8	22	0.0	112948
	ukupno - total	265420	90.4	21366	7.3	6567	2.2	231	0.1	293584
Maj - May	I	174389	88.8	16564	8.4	5007	2.6	378	0.2	196338
	II	111086	92.5	7170	6.0	1834	1.5	18	0.0	120108
	ukupno - total	285475	90.2	23734	7.5	6841	2.2	396	0.1	316446
Juni - June	I	173343	88.6	16894	8.6	4588	2.3	812	0.4	195637
	II	98880	92.4	6543	6.1	1606	1.5	17	0.0	107046
	ukupno - total	272223	89.9	23437	7.7	6194	2.0	829	0.3	302683
Juli - July	I	202556	90.0	17468	7.8	4595	2.0	510	0.2	225129
	II	183464	91.1	13482	6.7	4301	2.1	31	0.0	201278
	ukupno - total	386020	90.5	30950	7.3	8896	2.1	541	0.1	426407
Avgust - August	I	191574	89.2	18064	8.4	4406	2.1	781	0.4	214825
	II	205254	91.6	14292	6.4	4398	2.0	36	0.0	223980
	ukupno - total	396828	90.4	32356	7.4	8804	2.0	817	0.2	438805
Septembar - September	I	174488	88.1	18330	9.3	4580	2.3	563	0.3	197961
	II	179897	90.2	15014	7.5	4566	2.3	43	0.0	199520
	ukupno - total	354385	89.2	33344	8.4	9146	2.3	606	0.2	397481
Oktobar - October	I	175905	86.4	21771	10.7	4964	2.4	1010	0.5	203650
	II	188970	89.8	16237	7.7	5076	2.4	46	0.0	210329
	ukupno - total	364875	88.1	38008	9.2	10040	2.4	1056	0.3	413979
Novembar - November	I	160890	87.6	17496	9.5	4175	2.3	1061	0.6	183622
	II	161246	89.6	14284	7.9	4305	2.4	61	0.0	179896
	ukupno - total	322136	88.6	31780	8.7	8480	2.3	1122	0.3	363518
Decembar - December	I	164127	91.0	11847	6.6	4126	2.3	305	0.2	180405
	II	175482	91.5	10953	5.7	5227	2.7	134	0.1	191796
	ukupno - total	339609	91.2	22800	6.1	9353	2.5	439	0.1	372201
Ukupno (godišnje) - Total (annual)	I	2004850	89.1	186674	8.3	52377	2.3	6537	0.3	2250438
	II	1722637	91.2	125537	6.6	39160	2.1	493	0.0	1887827
	ukupno - total	3727487	90.1	312211	7.5	91537	2.2	7030	0.2	4138265
Prosjek (PGDS) - Average (AADT)	I	5493	89.1	511	8.3	143	2.3	18	0.3	6166
	II	4720	91.2	344	6.6	107	2.1	1	0.0	5172
	ukupno - total	10212	90.1	855	7.5	251	2.2	19	0.2	11338

BRONJE VOZILA NA MREZI PUTEVA U REPUBLICI SRPSKOJ – 2013. GODINA
VEHICLE COUNTING ON THE ROAD NETWORK OF THE REPUBLIC OF SRPSKA – YEAR 2013

SAOBRAĆAJNI POKAZATELJI

000010
 Mahovijani / 14+757,00
 M 16 / Nova Topola - Klačnice 1

Automatski brojač broj
 Lokalizet / Stacionaža [km+m]
 Broj puta / Dionica

Mjesec	Smjer	minimalni čas		maksimalni čas		minimalni dan		maksimalni dan		dnevni prosjek (05-21 h)	noćni prosjek (21-05 h)	prosjek radnim danom	prosjek vikendom	ljetni prosjek
		datum/dan	čas	voz/h	datum/dan	čas	voz/dan	voz/dan						
Januar	I	23/srijeda	2	4	7/ponedjeljak	15	540	20/nedjelja	2655	6128	4340	2853	2001	
	II	28/ponedjeljak	1	2	5/subota	11	658	27/nedjelja	2090	7561	4148	2419	2166	
	I+II	24/četvrtak	2	10	6/nedjelja	12	1104	20/nedjelja	5268	13020	8488	5272	4168	
Februar	I	13/srijeda	2	7	22/petak	15	506	3/nedjelja	3918	6484	4831	3979	1374	
	II	26/utorak	2	1	20/srijeda	16	462	24/nedjelja	2175	5788	2932	2413	809	
	I+II	13/srijeda	2	10	20/srijeda	15	868	3/nedjelja	6131	11460	7763	6392	2183	
Mart	I	14/četvrtak	2	10	22/petak	15	532	3/nedjelja	3623	7052	4972	3963	1581	
	II	13/srijeda	2	3	27/srijeda	15	507	3/nedjelja	2544	6064	3168	335	2463	1039
	I+II	14/četvrtak	2	13	27/srijeda	15	999	3/nedjelja	6167	12266	8140	907	6426	2620
April	I	19/petak	2	8	25/četvrtak	14	623	21/nedjelja	2764	9489	5430	591	4618	1403
	II	3/srijeda	2	4	25/četvrtak	14	554	7/nedjelja	2572	7023	3401	364	2902	863
	I+II	15/ponedjeljak	2	18	25/četvrtak	14	1177	21/nedjelja	5525	15632	8831	955	7520	2266
Maj	I	21/utorak	2	20	9/četvrtak	15	554	26/nedjelja	2654	7849	5531	3892	2442	
	II	14/utorak	2	3	1/srijeda	14	577	26/nedjelja	2733	7352	3476	399	2368	1506
	I+II	23/četvrtak	2	28	1/srijeda	14	1103	26/nedjelja	5387	14267	9006	1202	6260	3948
Juni	I	11/utorak	2	24	6/četvrtak	15	556	2/nedjelja	4980	8052	5564	4494	2027	6521
	II	4/utorak	2	3	28/petak	15	325	23/nedjelja	2842	3973	3143	425	2496	1073
	I+II	4/utorak	2	30	6/četvrtak	15	846	2/nedjelja	7887	11814	8708	1382	6989	3100
Juli	I	4/četvrtak	3	29	27/subota	15	678	7/nedjelja	5913	9440	6107	5413	1850	7262
	II	2/utorak	2	6	28/nedjelja	13	593	3/srijeda	3668	7409	5692	800	4794	1698
	I+II	1/ponedjeljak	2	42	27/subota	15	1149	2/utorak	9891	16716	11799	1956	10207	3548
Avgust	I	27/utorak	2	15	2/petak	15	560	25/nedjelja	5369	8486	5907	1023	4998	1932
	II	27/utorak	3	18	3/subota	13	639	28/srijeda	6275	7966	6376	849	5048	2177
	I+II	27/utorak	2	35	3/subota	13	1163	28/srijeda	11970	16055	12283	1872	10046	4109
Septembar	I	9/ponedjeljak	2	21	27/petak	18	662	15/nedjelja	4916	8611	5811	788	4816	1783
	II	17/utorak	2	11	1/nedjelja	13	604	28/subota	6305	7301	6031	620	4677	1974
	I+II	19/četvrtak	2	42	27/petak	15	1111	15/nedjelja	11266	15438	11842	1408	9493	3757
Oktobar	I	21/ponedjeljak	2	18	25/petak	17	626	13/nedjelja	4904	8826	5840	730	5027	1542
	II	9/srijeda	2	15	29/utorak	16	799	27/nedjelja	5876	9913	6190	595	5150	1635
	I+II	22/utorak	2	34	29/utorak	16	1294	13/nedjelja	10963	16431	12029	1325	10177	3177
Novembar	I	11/ponedjeljak	2	12	1/petak	13	634	24/nedjelja	4476	9083	5430	691	4200	1921
	II	6/srijeda	2	10	5/utorak	15	573	18/ponedjeljak	4673	6696	5482	515	4036	1960
	I+II	6/srijeda	2	26	26/četvrtak	13	1098	24/nedjelja	9798	15779	10912	1205	8236	3881
Decembar	I	5/četvrtak	2	8	26/četvrtak	15	722	22/nedjelja	4105	8135	5192	627	4404	1416
	II	3/utorak	2	9	26/četvrtak	13	575	30/ponedjeljak	4986	7663	5669	518	4603	1584
	I+II	3/utorak	2	23	26/četvrtak	15	1249	22/nedjelja	9513	15798	10861	1145	9006	3000
Godina	I	23.1/srijeda	2	4	26.12/četvrtak	15	722	26.5/nedjelja	2654	9489	5416	750	6409	5636
	II	26.2/utorak	2	1	29.10/utorak	16	799	27.1/nedjelja	2090	9913	4658	514	5292	4911
	I+II	24.1/četvrtak	2	10	29.10/utorak	16	1294	20.1/nedjelja	5268	16716	10074	1264	11701	42831

BROJANJE VOZILA NA MREŽI PUTEVA U REPUBLICI SRPSKOJ – 2013. GODINA
VEHICLE COUNTING ON THE ROAD NETWORK OF THE REPUBLIC OF SRPSKA – YEAR 2013

TRAFFIC PARAMETERS

Automatic counter number
 Location / Mileage [km+m]
 Road number / Section

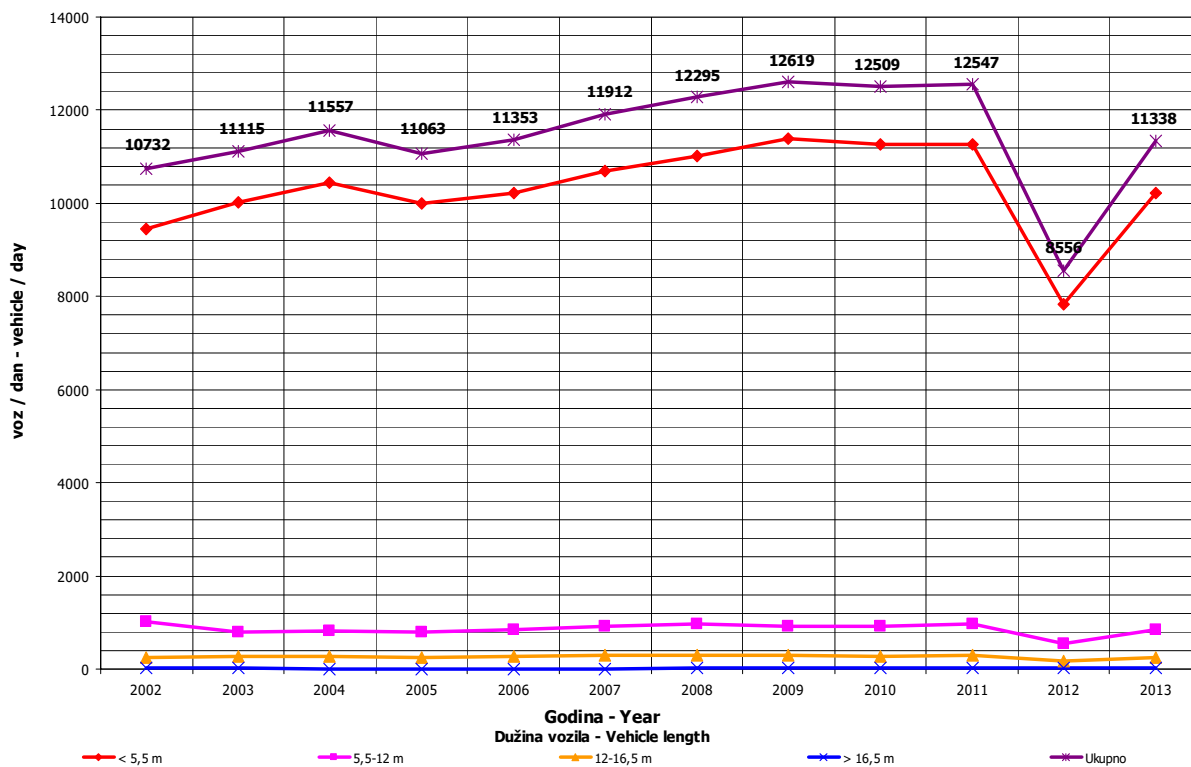
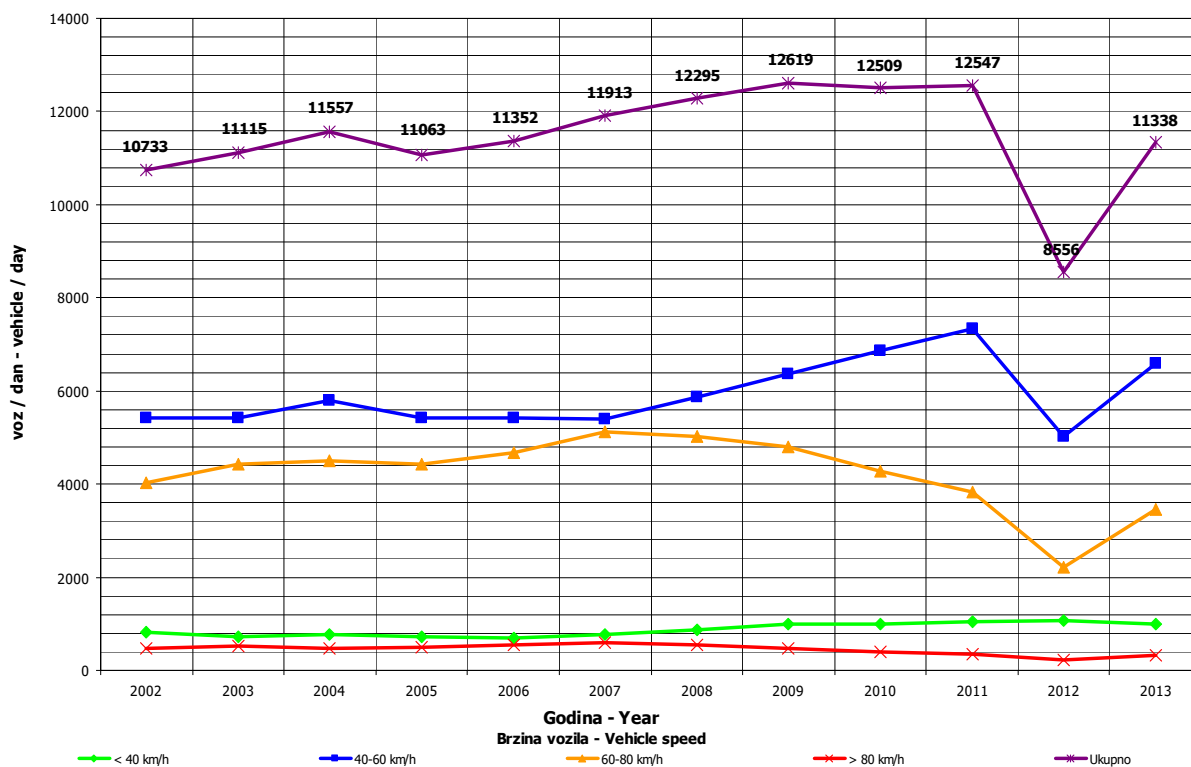
000010
 Mahovijani / 14+757,00
 M 16 / Nova Topola - Klačnice 1

Month	Direction	minimum hour		maximum hour		veh/h	veh/day	minimum day		maximum day		day time average (5-21 h)	night average (21-05 h)	working day average	weekend average	summer average	
		date/day	hour	date/day	hour			date/day	hour	date/day	hour						
January	I	23/Wednesday	2	4	7/Monday	15	2655	20/Sunday	15	540	1/Tuesday	6128	4340	2853	2001		
	II	28/Monday	1	2	5/Saturday	11	2090	27/Sunday	11	658	6/Sunday	7561	4148	2419	2166		
	I+II	24/Thursday	2	10	6/Sunday	12	1104	20/Sunday	12	1104	7/Monday	13020	8488	5272	4168		
February	I	13/Wednesday	2	7	22/Friday	15	3918	3/Sunday	15	506	22/Friday	6484	4831	3979	1374		
	II	26/Tuesday	2	1	20/Wednesday	16	462	24/Sunday	16	462	20/Wednesday	5788	2932	290	2413	809	
	I+II	13/Wednesday	2	10	20/Wednesday	15	868	3/Sunday	15	868	20/Wednesday	11460	7763	6392	2183		
March	I	14/Thursday	2	10	22/Friday	15	3623	3/Sunday	15	532	22/Friday	7052	4972	3963	1581		
	II	13/Wednesday	2	3	27/Wednesday	15	507	3/Sunday	15	507	30/Saturday	6064	3168	2463	1039		
	I+II	14/Thursday	2	13	27/Wednesday	15	999	3/Sunday	15	999	30/Saturday	12266	8140	6426	2620		
April	I	19/Friday	2	8	25/Thursday	14	623	21/Sunday	14	623	26/Friday	9489	5430	591	4618	1403	
	II	3/Wednesday	2	4	25/Thursday	14	554	7/Sunday	14	554	25/Thursday	7023	3401	364	2902	863	
	I+II	15/Monday	2	18	25/Thursday	14	1177	21/Sunday	14	1177	25/Thursday	15632	8831	955	7520	2266	
May	I	21/Tuesday	2	20	9/Thursday	15	554	26/Sunday	15	554	10/Friday	7849	5531	803	3892	2442	
	II	14/Thursday	2	3	1/Wednesday	14	577	26/Sunday	14	577	1/Wednesday	7352	3476	399	2368	1506	
	I+II	23/Thursday	2	28	1/Wednesday	14	1103	26/Sunday	14	1103	31/Friday	14267	9006	1202	6260	3948	
June	I	11/Tuesday	2	24	6/Thursday	15	556	2/Sunday	15	556	6/Thursday	8052	5564	957	4494	2027	6521
	II	4/Tuesday	2	3	28/Friday	15	325	23/Sunday	15	325	21/Friday	3973	3143	425	2496	1073	3568
	I+II	4/Thursday	2	30	6/Thursday	15	846	2/Sunday	15	846	14/Friday	11814	8708	1382	6989	3100	10089
July	I	4/Thursday	3	29	27/Saturday	15	678	7/Sunday	15	678	26/Friday	9440	6107	1155	5413	1850	7262
	II	2/Tuesday	2	6	28/Sunday	13	593	3/Wednesday	13	593	22/Monday	7409	5692	800	4794	1698	6493
	I+II	1/Monday	2	42	27/Saturday	15	1149	2/Tuesday	15	1149	26/Friday	16716	11799	1956	10207	3548	13755
August	I	27/Tuesday	2	15	2/Friday	15	560	25/Sunday	15	560	2/Friday	8486	5907	1023	4998	1932	6930
	II	27/Tuesday	3	18	3/Saturday	13	639	28/Wednesday	13	639	18/Sunday	7966	6376	849	5048	2177	7225
	I+II	27/Tuesday	2	35	3/Saturday	13	1163	28/Wednesday	13	1163	2/Friday	16055	12283	1872	10046	4109	14155
September	I	9/Monday	2	21	27/Friday	18	662	15/Sunday	18	662	27/Friday	8611	5811	788	4816	1783	6599
	II	17/Tuesday	2	11	1/Sunday	13	604	28/Saturday	13	604	1/Sunday	7301	6031	620	4677	1974	6651
	I+II	19/Thursday	2	42	27/Friday	15	1111	15/Sunday	15	1111	27/Friday	15438	11842	1408	9493	3757	13249
October	I	9/Monday	2	18	25/Friday	17	626	13/Sunday	17	626	25/Friday	8826	5840	730	5027	1542	
	II	9/Monday	2	15	29/Tuesday	16	799	27/Sunday	16	799	29/Tuesday	9913	6190	595	5150	1635	
	I+II	22/Tuesday	2	34	29/Tuesday	16	1294	13/Sunday	16	1294	29/Tuesday	16431	12029	1325	10177	3177	
November	I	11/Monday	2	12	1/Friday	13	634	24/Sunday	13	634	1/Friday	9083	5430	691	4200	1921	
	II	6/Wednesday	2	10	5/Tuesday	15	573	18/Monday	15	573	1/Friday	6696	5482	515	4036	1960	
	I+II	6/Wednesday	2	26	1/Friday	13	1098	24/Sunday	13	1098	1/Friday	15779	10912	1205	8236	3881	
December	I	5/Thursday	2	8	26/Thursday	15	722	22/Sunday	15	722	26/Thursday	8135	5192	627	4404	1416	
	II	3/Tuesday	2	9	26/Thursday	13	575	30/Monday	13	575	26/Thursday	7663	5669	518	4603	1584	
	I+II	3/Tuesday	2	23	26/Thursday	15	1249	22/Sunday	15	1249	26/Thursday	15798	10861	1145	9006	3000	
Year	I	23-1/Wednesday	2	4	26.12/Thursday	15	722	26.5/Sunday	15	722	26.4/Friday	9489	5636	750	6409	6832	
	II	26.2/Tuesday	2	1	29.10/Thursday	16	799	27.1/Sunday	16	799	29.10/Tuesday	9913	4658	514	5292	4911	5999
	I+II	24.1/Thursday	2	10	29.10/Tuesday	16	1294	20.1/Sunday	16	1294	26.7/Friday	16716	10074	1264	11701	10547	12831

GODIŠNJA NERAVNOMJERNOST SAOBRAĆAJNOG TOKA TRAFFIC FLOW ANNUAL VARIATION

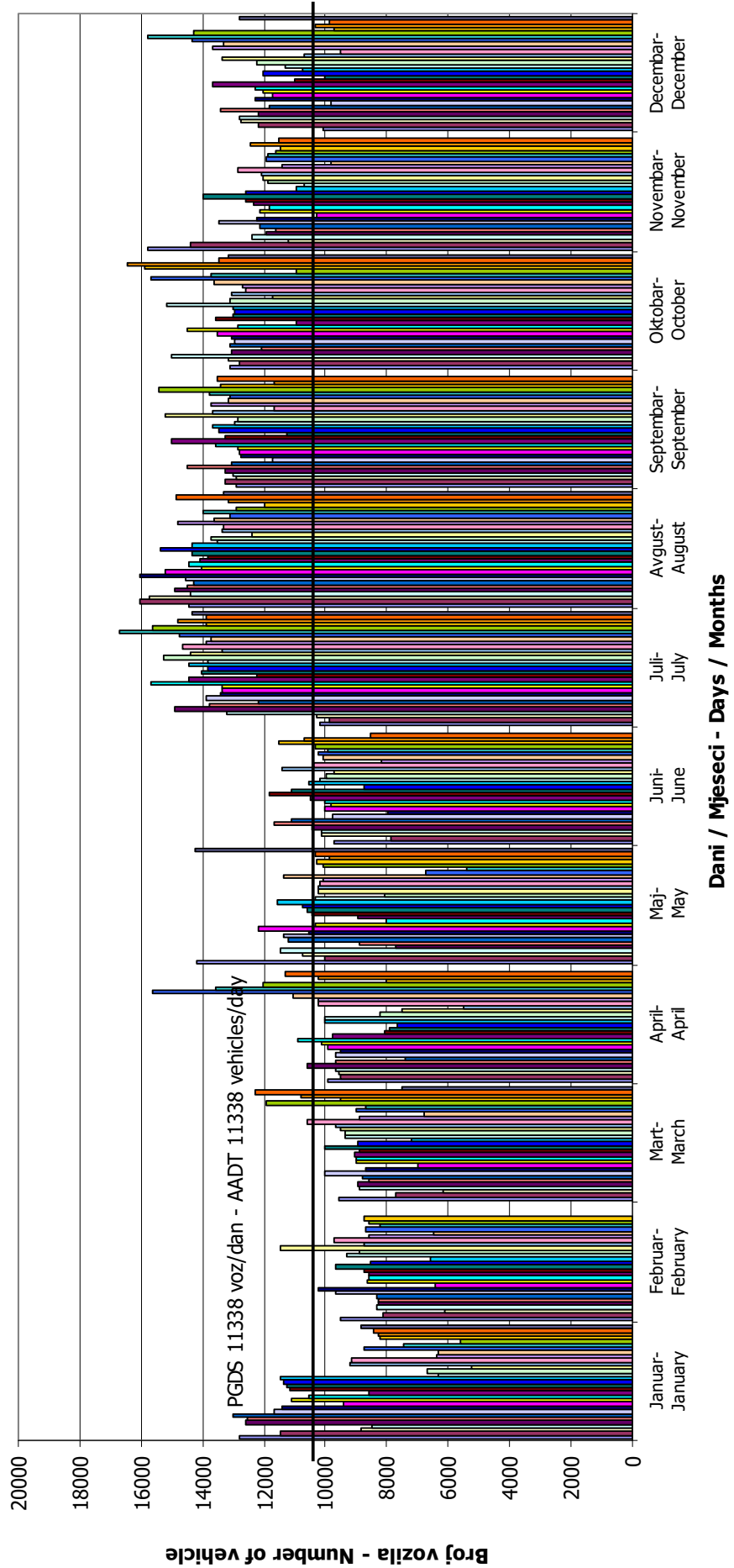
Automatski brojač broj - Automatic counter number
 Lokalizet - Location / Stacionaža - Mileage [km+m]
 Broj puta - Road number / Dionica - Section

000010
 Mahovljani / 14+757,00
 M 16 / Nova Topola - Klačnice 1



DNEVNA NERAVNOMJERNOST SAOBRAĆAJNOG TOKA
TRAFFIC FLOW DAILY VARIATION

Automatski brojač broj - Automatic counter number 000010
 Lokalizet - Location / Stacionaža - Mileage [km+tm] Mahovljani / 14+757,00
 Broj puta - Road number/ Dionica - Section M 16 / Nova Topola - Klačnice 1

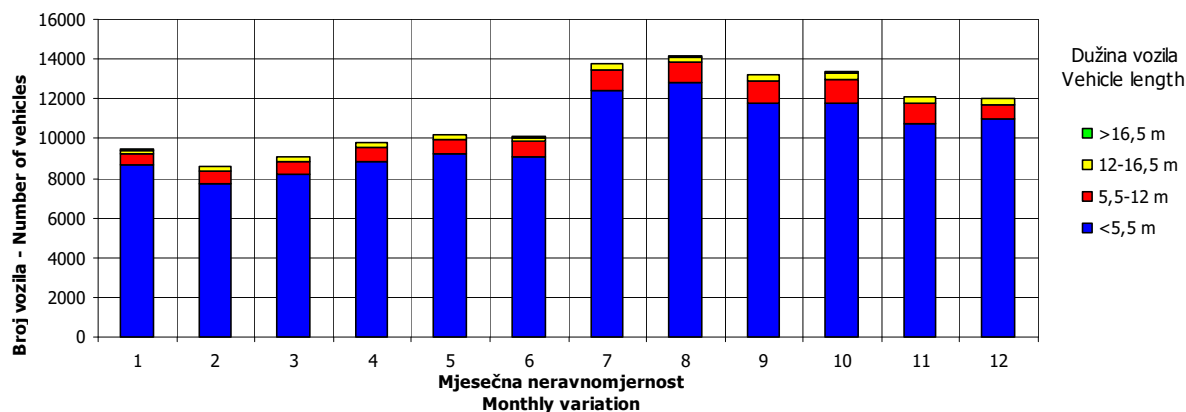
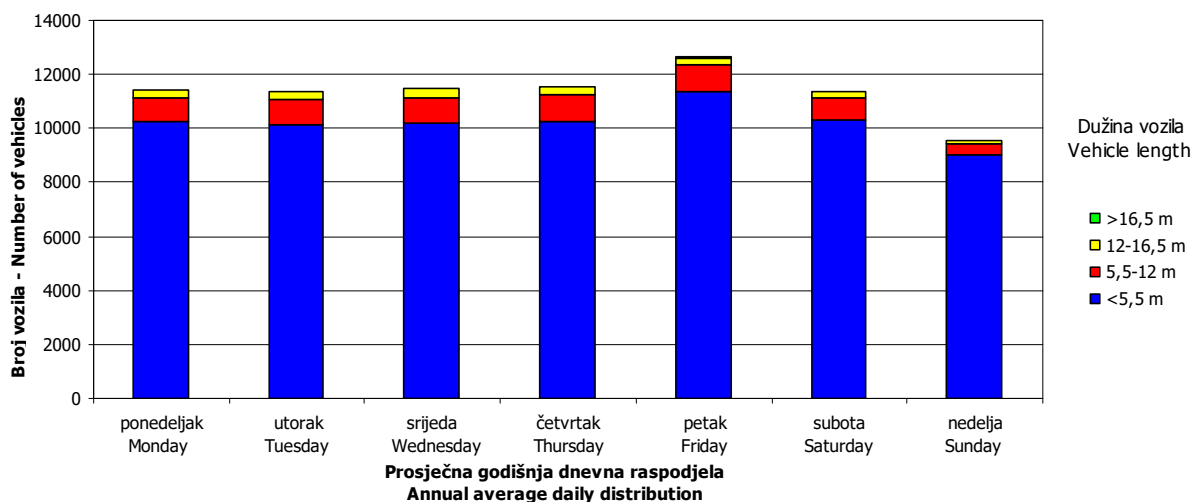
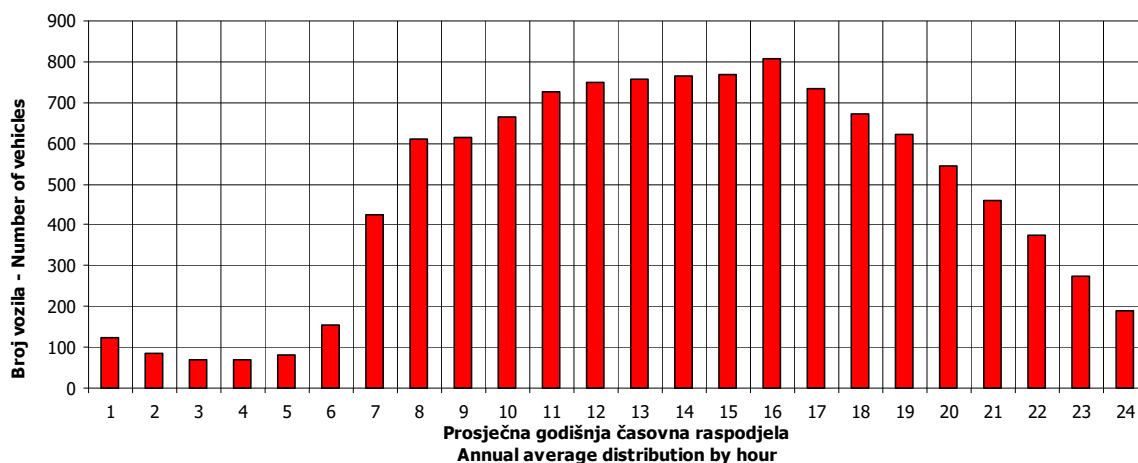


VREMENSKA RASPODJELA SAOBRAĆAJNOG TOKA TRAFFIC FLOW TIME DISTRIBUTION

Automatski brojač broj - Automatic counter number
 Lokalizet - Location / Stacionaža - Mileage [km+m]
 Broj puta - Road number / Dionica - Section

000010
 Mahovljani / 14+757,00
 M 16 / Nova Topola - Klačnice 1

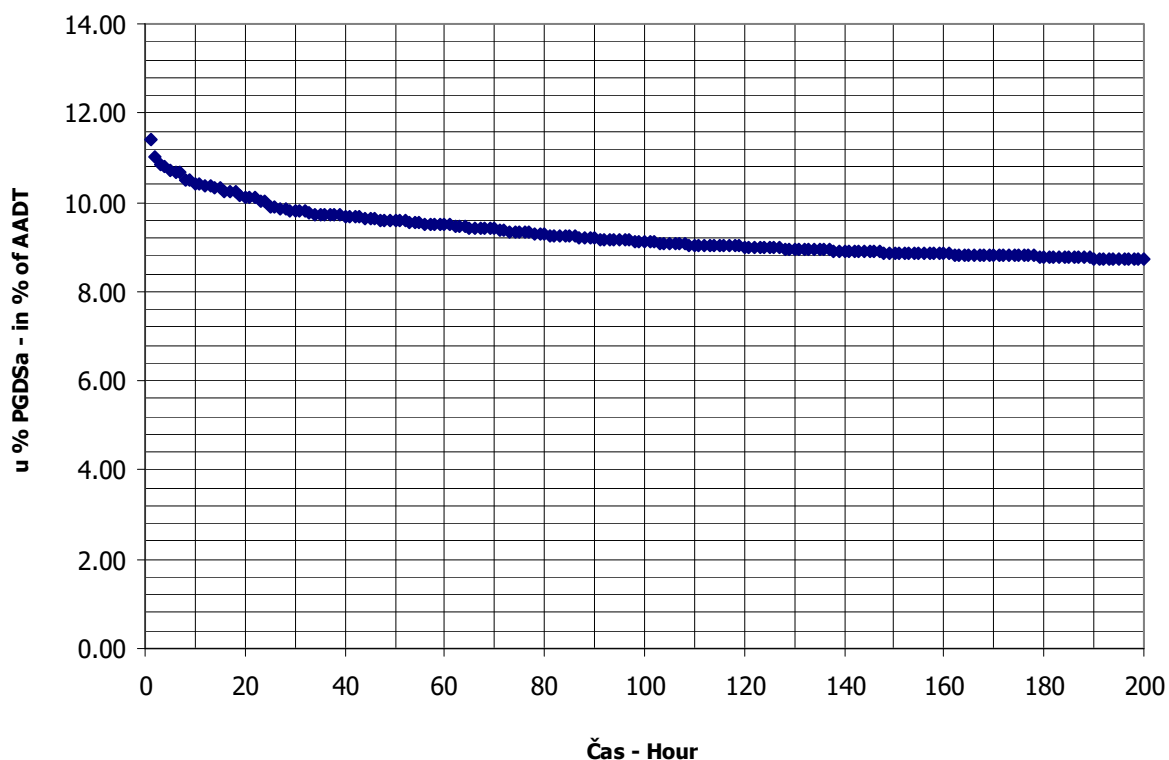
PGDS 11338 voz/dan AADT 11338 veh/day



SATNA DISTRIBUCIJA SAOBRAĆAJNOG TOKA TRAFFIC FLOW HOURLY DISTRIBUTION

Automatski brojač broj - Automatic counter number 000010
 Lokalitet - Location / Stacionaža - Mileage [km+m] Mahovljani / 14+757,00
 Broj puta - Road number / Dionica - Section M 16 / Nova Topola - Klačnice 1

PGDS - AADT	11338 voz/dan - veh/day							
Čas - Hour	Maksimalni vršni sat - Maximum peak hour	10	20	30	40	50	100	200
Sat u danu - Hour of day	16	13	15	17	13	10	11	11
Sat u godini - Hour in year	7240	8605	7119	7145	7309	8650	8579	5027
Dan - Day of week	utorak - Tuesday	srijeda - Wednesday	četvrtak - Thursday	petak - Friday	petak - Friday	petak - Friday	utorak - Tuesday	ponedeljak - Monday
Datum - Date	29	25	24	25	1	27	24	29
Mjesec - Month	oktobar - October	decembar - December	oktobar - October	oktobar - October	novembar - November	decembar - December	decembar - December	juli - July
Vrijednost - Value	1294	1180	1145	1111	1098	1087	1033	988
% - percent	11.41	10.41	10.10	9.80	9.68	9.59	9.11	8.71



BROJANJE VOZILA NA MREŽI PUTEVA U REPUBLICI SRPSKOJ – 2013. GODINA
VEHICLE COUNTING ON THE ROAD NETWORK OF THE REPUBLIC OF SRPSKA – YEAR 2013

MJESEČNI BROJ VOZILA
MONTHLY NUMBER OF VEHICLES

Automatski brojač broj - Automatic counter number
 Lokalitet - Location / Stacionaža - Mileage [km+m]
 Broj puta - Road number / Dionica - Section

000011
 Hrvačani / 16+107,00
 M 16.1 / Klašnice 1 - Gornja Vijaka 1

	Mjesec - Month											
	Januar- January	Februar- February	Mart- March	April- April	Maj- May	Jun- June	Juli- July	August- August	Septembar- September	Oktober- October	Novembar- November	Decembar- December
1	2439	5044	4021	5544	5531	4786	4983	6268	4956	4340	5050	4341
2	3681	3985	4554	5023	5554	4959	5047	5963	5148	4727	4755	5804
3	4519	2768	5101	4898	5881	4770	5250	6059	4968	4592	4750	4458
4	5570	4070	4917	5055	5436	4802	5796	5733	5323	5727	4393	4332
5	4340	4399	4996	5612	5143	4758	6141	5950	5236	5344	5180	4607
6	2673	4454	5275	4385	5947	5147	5109	6722	5902	4702	5010	5496
7	2712	4653	4500	3889	5809	5758	5045	6186	4936	4342	4916	4528
8	4467	5067	4172	4811	5785	4599	5408	6088	4773	5042	6004	3818
9	4146	3758	4910	5039	5080	4474	5874	7072	4698	5271	5086	4150
10	4675	3111	4802	5079	6629	4762	5415	6327	4970	5283	4525	4351
11	4992	4282	4975	5403	5718	4982	5613	5811	4842	6531	4935	4503
12	4226	4556	5177	5997	5113	5265	6354	6401	5108	4923	4798	4505
13	3456	4272	5255	4586	5462	5280	5690	5798	6131	4486	4871	5469
14	4201	4476	4378	4460	5378	6234	5301	5848	4695	4771	5075	4215
15	4691	5088	3976	5009	5436	5305	5310	5995	4266	4890	6257	3908
16	3610	3972	4748	5083	5516	4686	5619	7121	4789	4914	4804	4281
17	3768	3472	4798	5176	6196	4391	5558	5847	4567	5226	3764	4414
18	4283	4442	5095	5158	5062	5567	5980	5479	4496	6043	4945	4557
19	3722	4442	4929	6098	4804	5201	6569	5273	4917	4882	4865	4797
20	3962	4815	5706	5197	5486	5397	6093	5237	5506	4681	4972	5286
21	4721	3908	4838	4546	5563	6383	5485	5666	5012	4789	5193	4496
22	4774	3313	3955	5106	5331	5003	5627	5882	4491	4937	6065	4002
23	4679	4449	5267	5377	5728	4610	5941	6406	4826	5032	5032	4185
24	4595	4628	4789	5916	6298	5021	5506	5569	5252	5770	4632	4371
25	4767	4618	5674	6265	5138	4431	5783	5493	4800	6224	4830	4676
26	3353	5149	4636	6339	4504	5283	6946	5512	5236	6213	4800	4902
27	2874	5350	4912	5907	5225	5275	7085	5307	5880	4952	4873	5949
28	4242	4353	5593	4372	5321	6168	5997	5252	5092	4943	4886	4776
29	4482		6604	5476	5295	5021	5942	5432	4807	5220	4451	3855
30	4516		4808	6465	5318	4406	6383	6287	4950	5500	3830	4163
31	4776		4301		6264		5642	5242		5840		4905
Ukupno- Total	127912	120894	151662	157271	170951	152724	178492	183226	150573	160137	147547	142100
Prosje- Average	4126	10990	4892	5242	5515	5091	5758	5911	5019	5166	4918	4584
Godišnji prosjek (PGDS) - Annual average (AADT)												5051

BROJANJE VOZILA NA MREŽI PUTEVA U REPUBLICI SRPSKOJ – 2013. GODINA
VEHICLE COUNTING ON THE ROAD NETWORK OF THE REPUBLIC OF SRPSKA – YEAR 2013

STRUKTURA SAOBRAĆAJNOG TOKA
TRAFFIC FLOW COMPOSITION

Automatski brojač broj - Automatic counter number
 Lokalizet - Location / Stacionaža - Mileage [km+m]
 Broj puta - Road number / Dionica - Section

000011
 Hrvaćani / 16+107,00
 M 16.1 / Klašnice 1 – Gornja Vijaka 1

Mjesec - Month	Smjer - Direction	Dužina vozila - Vehicle length								Ukupno - Total
		< 5,5 m	(%)	5,5 - 12 m	(%)	12 - 16,5 m	(%)	< 16,5 m	(%)	
Januar - January	I	51980	83.1	7811	12.5	2509	4.0	273	0.4	62573
	II	54765	83.8	7561	11.6	2752	4.2	261	0.4	65339
	ukupno - total	106745	83.5	15372	12.0	5261	4.1	534	0.4	127912
Februar - February	I	48821	81.2	8204	13.7	2687	4.5	385	0.6	60097
	II	49545	81.5	7909	13.0	2986	4.9	357	0.6	60797
	ukupno - total	98366	81.4	16113	13.3	5673	4.7	742	0.6	120894
Mart - March	I	60531	81.0	9919	13.3	3762	5.0	536	0.7	74748
	II	62566	81.3	9676	12.6	4322	5.6	350	0.5	76914
	ukupno - total	123097	81.2	19595	12.9	8084	5.3	886	0.6	151662
April - April	I	61651	80.7	10211	13.4	4015	5.3	557	0.7	76434
	II	65123	80.6	10361	12.8	5056	6.3	297	0.4	80837
	ukupno - total	126774	80.6	20572	13.1	9071	5.8	854	0.5	157271
Maj - May	I	68245	81.3	11078	13.2	4534	5.4	39	0.0	83896
	II	71283	81.9	10588	12.2	5035	5.8	149	0.2	87055
	ukupno - total	139528	81.6	21666	12.7	9569	5.6	188	0.1	170951
Juni - June	I	61751	81.3	9835	12.9	4335	5.7	37	0.0	75958
	II	62635	81.6	9591	12.5	4509	5.9	31	0.0	76766
	ukupno - total	124386	81.4	19426	12.7	8844	5.8	68	0.0	152724
Juli - July	I	73797	82.4	10856	12.1	4924	5.5	21	0.0	89598
	II	73137	82.3	10686	12.0	5050	5.7	21	0.0	88894
	ukupno - total	146934	82.3	21542	12.1	9974	5.6	42	0.0	178492
Avgust - August	I	74981	82.3	11259	12.4	4867	5.3	43	0.0	91150
	II	76036	82.6	10948	11.9	5052	5.5	40	0.0	92076
	ukupno - total	151017	82.4	22207	12.1	9919	5.4	83	0.0	183226
Septembar - September	I	56080	75.6	12138	16.4	5278	7.1	701	0.9	74197
	II	61012	79.9	10165	13.3	4769	6.2	430	0.6	76376
	ukupno - total	117092	77.8	22303	14.8	10047	6.7	1131	0.8	150573
Oktobar - October	I	63129	77.8	12537	15.4	5170	6.4	315	0.4	81151
	II	62477	79.1	11134	14.1	5098	6.5	277	0.4	78986
	ukupno - total	125606	78.4	23671	14.8	10268	6.4	592	0.4	160137
Novembar - November	I	57741	79.4	10715	14.7	4185	5.8	114	0.2	72755
	II	59779	79.9	10669	14.3	4285	5.7	59	0.1	74792
	ukupno - total	117520	79.6	21384	14.5	8470	5.7	173	0.1	147547
Decembar - December	I	56966	80.2	10353	14.6	3599	5.1	129	0.2	71047
	II	56861	80.0	10348	14.6	3778	5.3	66	0.1	71053
	ukupno - total	113827	80.1	20701	14.6	7377	5.2	195	0.1	142100
Ukupno (godišnje) - Total (annual)	I	735673	80.5	124916	13.7	49865	5.5	3150	0.3	913604
	II	755219	81.2	119636	12.9	52692	5.7	2338	0.3	929885
	ukupno - total	1490892	80.9	244552	13.3	102557	5.6	5488	0.3	1843489
Prosjek (PGDS) - Average (AADT)	I	2016	80.5	342	13.7	137	5.5	9	0.3	2503
	II	2069	81.2	328	12.9	144	5.7	6	0.3	2548
	ukupno - total	4085	80.9	670	13.3	281	5.6	15	0.3	5051

BROJANJE VOZILA NA MREŽI PUTEVA U REPUBLICI SRPSKOJ – 2013. GODINA
VEHICLE COUNTING ON THE ROAD NETWORK OF THE REPUBLIC OF SRPSKA – YEAR 2013

SAOBRAĆAJNI POKAZATELJI

Automatski brojač broj
 Lokalityet / Stacionaža [km+m]
 Broj puta / Dionica

000011
 Hrvaćani / 16+107,00
 M 16.1 / Klišnice 1 - Gornja Vijaka 1

Mjesec	Smjer	minimalni čas		maksimalni čas		minimalni dan		maksimalni dan		dnevni prosjek (05-21 h)	noćni prosjek (21-05 h)	prosjek radnim danom	prosjek vikendom	ljetni prosjek
		datum/dan	čas	voz/h	voz/dan	datum/dan	voz/dan	voz/dan	voz/dan					
Januar	I	11/petak	2	4	4/petak	13	225	7/ponedjeljak	1152	2859	1839	1313	705	
	II	28/ponedjeljak	2	3	4/petak	10	229	1/utorak	1174	2711	1939	1336	772	
	I+II	28/ponedjeljak	2	9	9/srijeda	12	421	1/utorak	2439	5570	3779	2649	1477	
Februar	I	4/ponedjeljak	1	3	27/srijeda	15	235	3/nedjelja	1244	2798	1967	1628	519	
	II	4/ponedjeljak	1	3	18/ponedjeljak	7	231	3/nedjelja	1524	2552	2028	1613	558	
	I+II	4/ponedjeljak	1	6	1/petak	16	423	3/nedjelja	2768	5350	3995	3241	1077	
Mart	I	23/subota	2	0	29/petak	15	286	1/petak	1761	3544	2174	1654	757	
	II	23/subota	2	0	29/petak	16	262	22/petak	2120	3308	2296	1688	794	
	I+II	23/subota	2	0	29/petak	16	516	22/petak	3955	6604	4470	3341	1551	
April	I	15/ponedjeljak	2	4	25/četvrtak	13	240	7/nedjelja	1757	3279	2267	1950	598	
	II	11/četvrtak	3	6	25/četvrtak	15	260	7/nedjelja	2132	3387	2463	2048	647	
	I+II	12/petak	2	11	25/četvrtak	15	488	7/nedjelja	3889	6465	4730	3998	1245	
Maj	I	14/utorak	2	9	3/petak	12	338	26/nedjelja	2164	3436	2347	1570	1136	
	II	1/srijeda	1	8	6/ponedjeljak	18	352	2/četvrtak	2118	3397	2533	1721	1087	
	I+II	14/utorak	2	17	3/petak	12	522	26/nedjelja	4504	6629	4879	3292	2223	
Juni	I	26/srijeda	3	9	14/petak	16	244	30/nedjelja	2073	3332	2183	1750	782	2532
	II	3/ponedjeljak	2	10	14/petak	14	224	25/utorak	2207	3051	2240	1746	813	2559
	I+II	3/ponedjeljak	1	25	14/petak	16	429	17/ponedjeljak	4391	6383	4422	3496	1595	5091
Juli	I	31/srijeda	3	10	26/petak	17	232	1/ponedjeljak	2441	3773	2451	2144	746	2890
	II	1/ponedjeljak	1	11	27/subota	12	240	6/subota	2406	3312	2466	2136	732	2868
	I+II	4/četvrtak	2	27	27/subota	12	461	1/ponedjeljak	4983	7085	4917	4280	1478	5758
Avgust	I	27/utorak	2	11	16/petak	18	272	18/nedjelja	2505	3747	2524	2122	818	2940
	II	22/četvrtak	2	7	1/četvrtak	13	251	31/subota	2576	3481	2598	2125	845	2970
	I+II	21/srijeda	2	23	2/petak	14	484	20/utorak	5237	7121	5122	4247	1663	5911
Septembar	I	16/ponedjeljak	2	8	27/petak	16	222	15/nedjelja	1927	3210	2171	1785	688	2473
	II	18/srijeda	1	1	20/petak	7	228	18/srijeda	2053	3084	2279	1800	746	2546
	I+II	18/srijeda	1	18	27/petak	15	429	15/nedjelja	4266	6131	4450	3585	1434	5019
Oktobar	I	1/utorak	2	7	26/subota	8	260	13/nedjelja	2051	3464	2304	1964	654	
	II	3/četvrtak	5	0	25/petak	15	253	7/ponedjeljak	1897	3129	2303	245	1906	642
	I+II	8/utorak	2	12	25/petak	15	507	1/utorak	4340	6531	4606	3869	1296	
Novembar	I	17/nedjelja	6	3	29/petak	17	331	17/nedjelja	1746	3314	2137	1679	746	
	II	17/nedjelja	6	0	21/četvrtak	13	224	17/nedjelja	2018	2960	2229	1694	799	
	I+II	17/nedjelja	6	3	29/petak	17	464	17/nedjelja	3764	6257	4366	3373	1546	
Decembar	I	2/ponedjeljak	1	5	27/petak	15	252	29/nedjelja	1729	3332	2035	1693	599	
	II	28/subota	3	2	2/ponedjeljak	11	490	8/nedjelja	2067	3058	2066	1667	625	
	I+II	2/ponedjeljak	1	12	2/ponedjeljak	11	738	8/nedjelja	3818	5949	4101	3360	1224	
Godina	I	23.3/subota	2	0	3/ponedjeljak	12	338	7.1/ponedjeljak	1152	3773	2202	301	2587	2712
	II	23.3/subota	2	0	2.12/ponedjeljak	11	490	1.1/utorak	1174	3481	2288	259	2615	2402
	I+II	23.3/subota	2	0	2.12/ponedjeljak	11	738	1.1/utorak	2439	7121	4490	560	5202	4722

BROJANJE VOZILA NA MREŽI PUTEVA U REPUBLICI SRPSKOJ – 2013. GODINA
VEHICLE COUNTING ON THE ROAD NETWORK OF THE REPUBLIC OF SRPSKA – YEAR 2013

TRAFFIC PARAMETERS

Automatic counter number
 Location / Mileage [km+m]
 Road number / Section

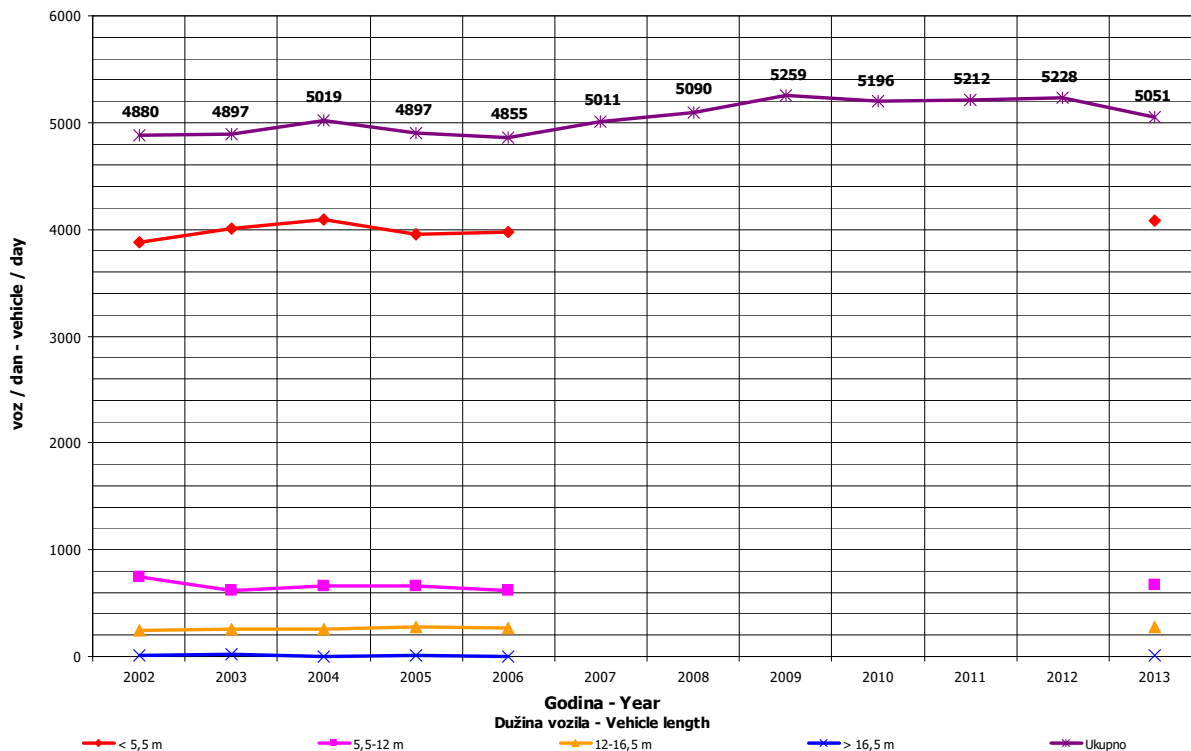
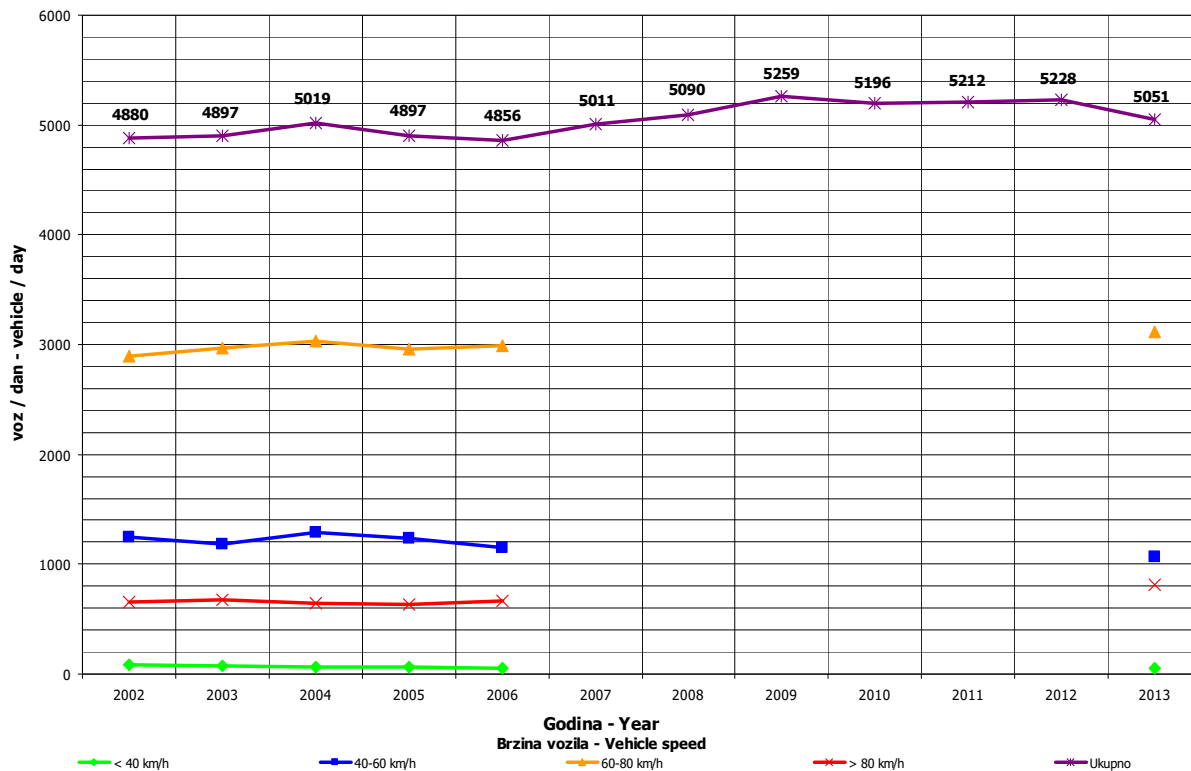
000011
 Hrvacani / 16+107,00
 M 16.1 / Klačnice 1 - Gornja Vjaka 1

Month	Direction	minimum hour		maximum hour		veh/h	veh/day	minimum day		maximum day		day time average (5-21 h)	night average (21-05 h)	working day average	weekend average	summer average
		date/day	hour	date/day	hour			date/day	veh/day	date/day	veh/day					
January	I	11/Friday	2	4	4/Friday	13	225	7/Monday	1152	4/Friday	2859	1839	179	1313	705	
	II	28/Monday	2	3	4/Friday	10	229	1/Tuesday	1174	4/Friday	2711	1939	168	1336	772	
	I+II	28/Monday	2	9	9/Wednesday	12	421	1/Tuesday	2439	4/Friday	5570	3779	347	2649	1477	
February	I	4/Monday	1	3	27/Wednesday	15	235	3/Sunday	1244	27/Wednesday	2798	1967	179	1628	519	
	II	4/Monday	1	3	18/Monday	7	231	3/Sunday	1524	27/Wednesday	2552	2028	143	1613	558	
	I+II	4/Monday	1	6	1/Friday	16	423	3/Sunday	2768	27/Wednesday	5350	3995	322	3241	1077	
March	I	23/Saturday	2	0	29/Friday	15	286	1/Friday	1761	29/Friday	3544	2174	237	1654	757	
	II	23/Saturday	2	0	29/Friday	16	262	22/Friday	2120	25/Monday	3308	2296	186	1688	794	
	I+II	23/Saturday	2	0	29/Friday	16	516	22/Friday	3955	29/Friday	6604	4470	423	3341	1551	
April	I	15/Monday	2	4	25/Thursday	13	240	7/Sunday	1757	25/Thursday	3279	2267	281	1950	598	
	II	11/Thursday	3	6	25/Thursday	15	260	7/Sunday	2132	30/Tuesday	3387	2463	232	2048	647	
	I+II	12/Friday	2	11	25/Thursday	15	488	7/Sunday	3889	30/Tuesday	6465	4730	513	3998	1245	
May	I	14/Tuesday	2	9	3/Friday	12	338	26/Sunday	2164	2/Thursday	3436	2347	360	1570	1136	
	II	1/Wednesday	1	8	6/Monday	18	352	27/Thursday	2118	6/Monday	3397	2533	275	1721	1087	
	I+II	14/Tuesday	2	17	3/Friday	12	522	26/Sunday	4504	10/Friday	6629	4879	635	3292	2223	
June	I	26/Wednesday	3	9	14/Friday	16	244	30/Sunday	2073	21/Friday	3332	2183	349	1750	782	2532
	II	3/Monday	2	10	14/Friday	14	224	25/Tuesday	2207	21/Friday	3051	2240	319	1746	813	2559
	I+II	3/Monday	1	25	14/Friday	16	429	17/Monday	4391	21/Friday	6383	4422	669	3496	1595	5091
July	I	31/Wednesday	3	10	26/Friday	17	232	1/Monday	2441	27/Saturday	3773	2451	439	2144	746	2890
	II	1/Monday	1	11	27/Saturday	12	240	6/Saturday	2406	27/Saturday	3312	2466	401	2136	732	2868
	I+II	4/Thursday	2	27	27/Saturday	12	461	1/Monday	4983	27/Saturday	7085	4917	841	4280	1478	5758
August	I	22/Thursday	2	11	16/Friday	18	272	18/Sunday	2505	9/Friday	3747	2524	416	2122	818	2940
	II	22/Thursday	2	7	1/Thursday	13	251	31/Saturday	2576	16/Friday	3481	2598	372	2125	845	2970
	I+II	21/Wednesday	2	23	2/Friday	14	484	20/Tuesday	5237	16/Friday	7121	5122	788	4247	1663	5911
September	I	16/Monday	2	8	27/Friday	16	222	15/Sunday	1927	13/Friday	3210	2171	302	1785	688	2473
	II	18/Wednesday	1	1	20/Friday	7	228	18/Wednesday	2053	20/Friday	3084	2279	267	1800	746	2546
	I+II	18/Wednesday	1	18	27/Friday	15	429	15/Sunday	4266	13/Friday	6131	4450	569	3585	1434	5019
October	I	1/Tuesday	2	7	26/Saturday	8	260	13/Sunday	2051	26/Saturday	3464	2304	314	1964	654	
	II	3/Thursday	5	0	25/Friday	15	253	7/Monday	1897	11/Friday	3129	2303	245	1906	642	
	I+II	8/Tuesday	2	12	25/Friday	15	507	1/Tuesday	4340	11/Friday	6531	4606	559	3869	1296	
November	I	17/Sunday	6	3	29/Friday	17	331	17/Sunday	1746	15/Friday	3314	2127	288	1679	746	
	II	17/Sunday	6	0	21/Thursday	13	224	17/Sunday	2018	8/Friday	2960	2229	264	1694	799	
	I+II	17/Sunday	6	3	29/Friday	17	464	17/Sunday	3764	15/Friday	6257	4366	552	3373	1546	
December	I	2/Monday	1	5	27/Friday	15	252	29/Sunday	1729	27/Friday	3332	2035	257	1693	599	
	II	28/Saturday	3	2	2/Monday	11	490	8/Sunday	2067	2/Monday	3058	2066	226	1667	625	
	I+II	2/Monday	1	12	2/Monday	11	738	8/Sunday	3818	27/Friday	5949	4101	483	3360	1224	
Year	I	23.3/Saturday	2	0	3.5/Friday	12	338	7.1/Monday	1152	27.7/Saturday	3773	2202	301	2587	2320	2712
	II	23.3/Saturday	2	0	2.12/Monday	11	490	1.1/Tuesday	1174	16.8/Friday	3481	2288	259	2615	2402	2739
	I+II	23.3/Saturday	2	0	2.12/Monday	11	738	1.1/Tuesday	2439	16.8/Friday	7121	4490	560	5202	4722	5451

GODIŠNJA NERAVNOMJERNOST SAOBRAĆAJNOG TOKA TRAFFIC FLOW ANNUAL VARIATION

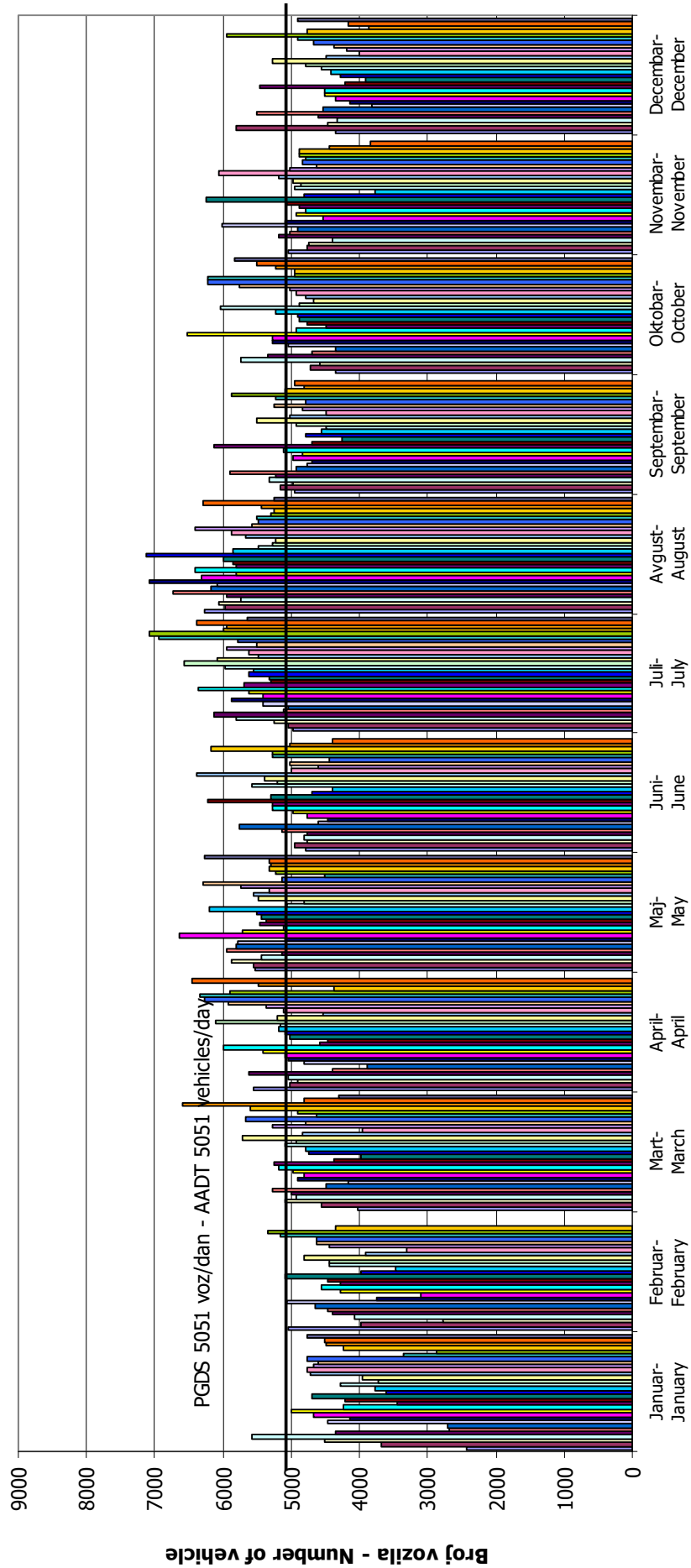
Automatski brojač broj - Automatic counter number
 Lokalizet - Location / Stacionaža - Mileage [km+m]
 Broj puta - Road number / Dionica - Section

000011
 Hrvaćani / 16+107,00
 M 16.1 / Klašnice 1 – Gornja Vijaka 1



**DNEVNA NERAVNOMJERNOST SAOBRAĆAJNOG TOKA
 TRAFFIC FLOW DAILY VARIATION**

Automatski brojač broj - Automatic counter number 000011
 Lokalizet - Location / Stacionaža - Mileage [km+tm] Hrvačani / 16+107,00
 Broj puta - Road number/ Dionica - Section M 16.1 / Klačnice 1 - Gornja Vijaka 1

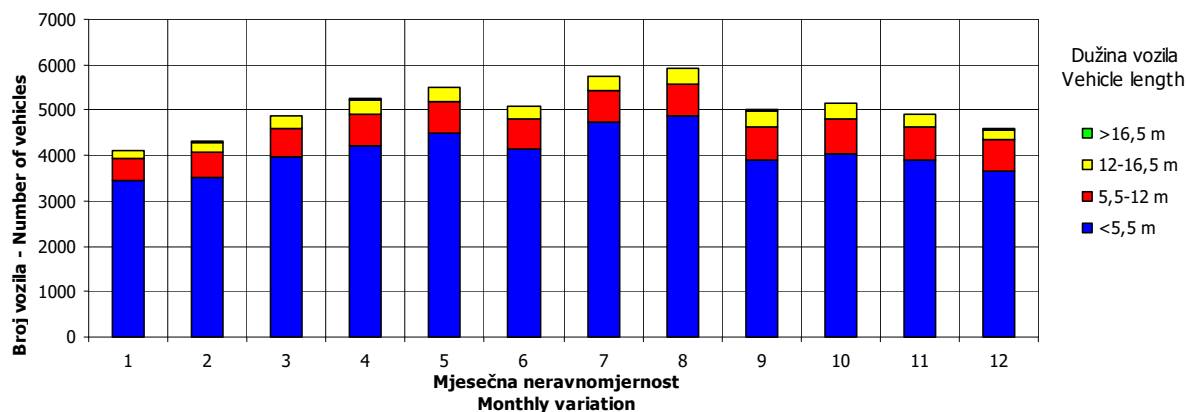
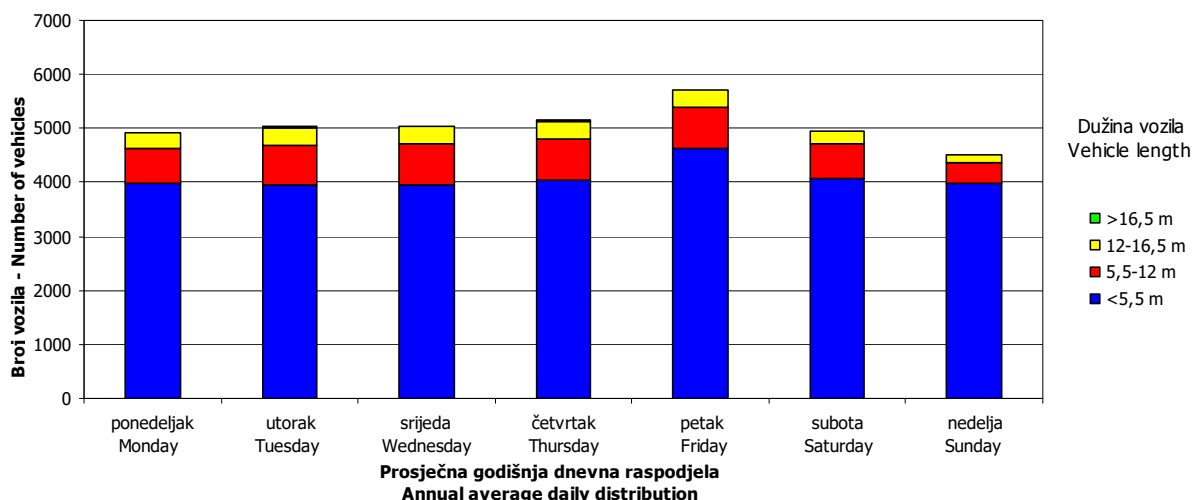
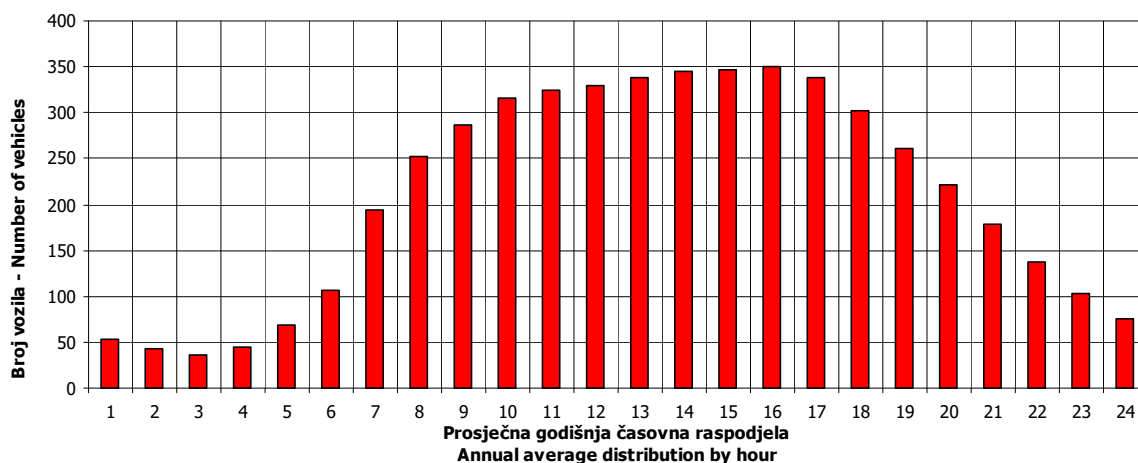


VREMENSKA RASPODJELA SAOBRAĆAJNOG TOKA TRAFFIC FLOW TIME DISTRIBUTION

Automatski brojač broj - Automatic counter number
 Lokalizet - Location / Stacionaža - Mileage [km+m]
 Broj puta - Road number / Dionica - Section

000011
 Hrvačani / 16+107,00
 M 16.1 / Klašnice 1 – Gornja Vijaka 1

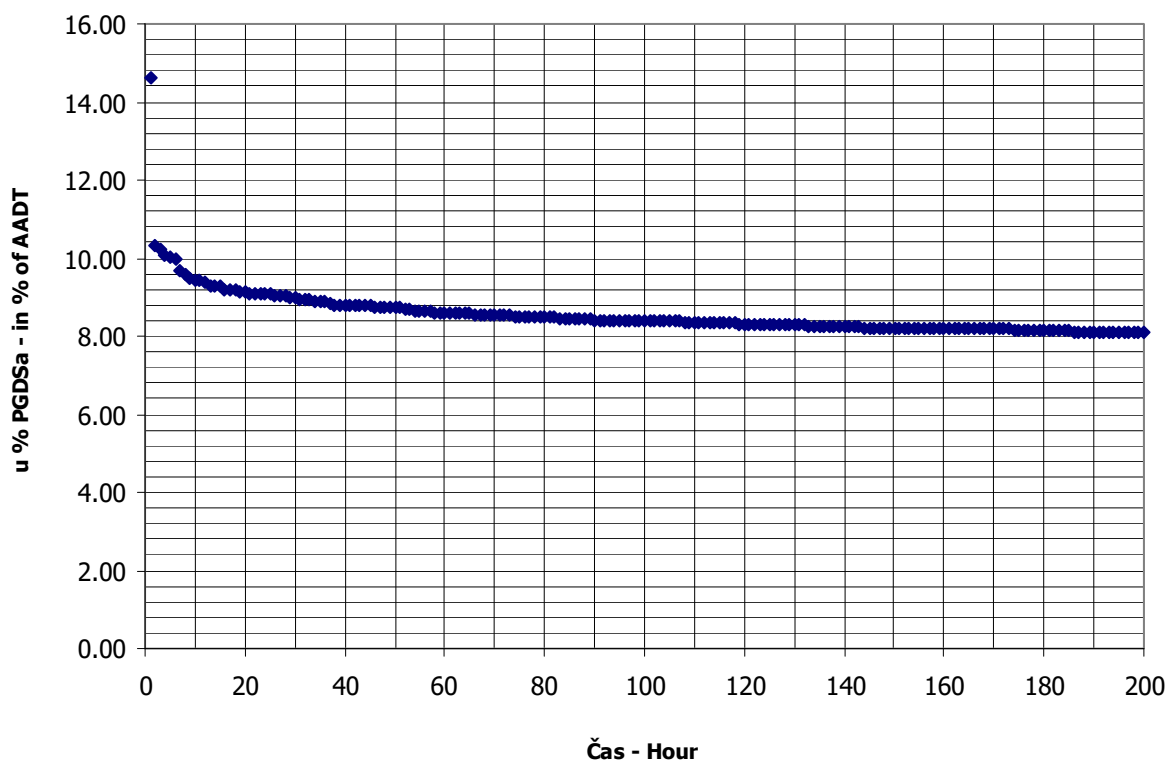
PGDS 5051 voz/dan AADT 5051 veh/day



SATNA DISTRIBUCIJA SAOBRAĆAJNOG TOKA TRAFFIC FLOW HOURLY DISTRIBUTION

Automatski brojač broj - Automatic counter number 000011
 Lokalitet - Location / Stacionaža - Mileage [km+m] Hrvaćani / 16+107,00
 Broj puta - Road number / Dionica - Section M 16.1 / Klašnice 1 – Gornja Vijaka 1

PGDS - AADT	5051 voz/dan - veh/day							
Čas - Hour	Maksimalni vršni sat - Maximum peak hour	10	20	30	40	50	100	200
Sat u danu - Hour of day	11	14	17	13	14	13	15	15
Sat u godini - Hour in year	8051	5294	3017	5461	2102	7285	4815	927
Dan - Day of week	ponedeljak - Monday	petak - Friday	ponedeljak - Monday	petak - Friday	petak - Friday	četvrtak - Thursday	subota - Saturday	petak - Friday
Datum - Date	2	9	6	16	29	31	20	8
Mjesec - Month	decembar - December	avgust - August	maj - May	avgust - August	mart - March	oktobar - October	juli - July	februar - February
Vrijednost - Value	738	477	460	452	444	441	424	408
% - percent	14.61	9.44	9.11	8.95	8.79	8.73	8.39	8.08



BROJANJE VOZILA NA MREŽI PUTEVA U REPUBLICI SRPSKOJ – 2013. GODINA
VEHICLE COUNTING ON THE ROAD NETWORK OF THE REPUBLIC OF SRPSKA – YEAR 2013

MJESEČNI BROJ VOZILA
MONTHLY NUMBER OF VEHICLES

Automatski brojač broj - Automatic counter number 000012
 Lokalitet - Location / Stacionaža - Mileage [km+m] Lužani / 1+923,00
 Broj puta - Road number / Dionica - Section M 14.1 / Polje - Brod

	Mjesec - Month											
	Januar- January	Februar- February	Mart- March	April- April	Maj- May	Jun- June	Juli- July	August- August	Septembar- September	Oktoibar- October	Novembar- November	Decembar- December
1	3065	3656	4215	6225	5356	4334	4086	5772	4880	3852	6847	3107
2	4426	3241	3472	4518	7210	4684	4359	6540	4412	4156	5304	3444
3	4530	2729	3530	3847	6353	4129	4101	6530	3916	4753	6234	3342
4	5119	3159	3550	4163	5448	3647	4551	5219	4010	5061	4233	3443
5	5147	3244	3629	4361	5073	3775	5021	5232	4560	4604	3741	3663
6	4105	3248	3495	4085	5922	4273	4704	5039	4837	4471	3635	4019
7	2960	3809	3705	3493	5007	4333	4422	5194	4558	4156	4145	3342
8	3724	3643	4068	3465	4537	4008	4370	4936	4404	4547	4519	3078
9	3010	3176	3555	3556	4981	3740	4154	6147	4089	3952	3732	3419
10	3733	3049	3333	3659	5282	4183	4091	6710	4016	4592	3455	3312
11	3658	3392	3578	4377	4892	3909	4602	6177	4285	5445	3471	3355
12	3575	3130	3525	4580	4792	4004	5450	5380	4650	5473	3585	3632
13	2928	3061	3462	3982	3576	4631	5099	5237	4805	4511	3680	3670
14	3541	3451	3524	3760	4309	4987	4595	5775	4424	4417	4057	3430
15	3588	3910	3568	3693	4129	4391	4511	6918	4101	3541	4574	3020
16	3560	3297	3185	4010	5086	4133	4236	7171	3947	4222	3852	3347
17	3829	3181	3110	4180	5014	4255	4310	7037	3859	4765	3969	3633
18	3503	3480	3361	4335	4461	4077	4815	6550	3903	4691	3789	3895
19	2919	3347	3577	4571	4171	4114	5735	5164	4440	4520	3612	3870
20	3002	3244	3602	3974	4041	4469	5510	4666	4849	4527	3869	5257
21	3755	3376	3789	3929	4125	5250	5293	4829	4347	4043	3826	6440
22	3278	4738	4434	3802	4373	5203	4866	5215	4241	3829	4541	4722
23	3202	3284	4498	4200	4655	4319	4454	5802	4016	3833	3582	4784
24	3310	2887	3820	5075	5415	4580	4522	5801	3948	4227	3556	5133
25	3475	3338	4221	6750	4515	4976	5397	5293	3978	4644	3941	4449
26	2813	3424	4291	6951	4238	4303	6224	4864	4448	4649	3351	4661
27	2771	3294	4806	6322	4233	4766	5978	5490	5016	4023	3171	5044
28	3155	3970	6483	4628	4385	5168	5119	6406	4376	3888	3629	4604
29	3081		6832	7203	4460	4798	4909	6101	4237	3975	4124	4285
30	3268		4952	6014	4722	4894	5112	5782	3831	4974	3236	4992
31	3552		3565		4951		5004	5076		6725		3500
Ukupno- Total	109582	94758	122735	137708	149712	132333	149600	178053	129383	139066	121260	123892
Prosje- Average	3535	8614	3959	4590	4829	4411	4826	5744	4313	4486	4042	3997
Godišnji prosjek (PGDS) - Annual average (AADT)												4351

BROJANJE VOZILA NA MREŽI PUTEVA U REPUBLICI SRPSKOJ – 2013. GODINA
VEHICLE COUNTING ON THE ROAD NETWORK OF THE REPUBLIC OF SRPSKA – YEAR 2013

STRUKTURA SAOBRAĆAJNOG TOKA
TRAFFIC FLOW COMPOSITION

Automatski brojač broj - Automatic counter number
 Lokalizet - Location / Stacionaža - Mileage [km+m]
 Broj puta - Road number / Dionica - Section

000012
 Lužani / 1+923,00
 M 14.1 / Polje - Brod

Mjesec - Month	Smjer - Direction	Dužina vozila - Vehicle length								Ukupno - Total
		< 5,5 m	(%)	5,5 - 12 m	(%)	12 - 16,5 m	(%)	< 16,5 m	(%)	
Januar - January	I	50802	85.2	4086	6.8	4654	7.8	110	0.2	59652
	II	41827	83.8	3547	7.1	4244	8.5	312	0.6	49930
	ukupno - total	92629	84.5	7633	7.0	8898	8.1	422	0.4	109582
Februar - February	I	38651	82.2	3864	8.2	4395	9.4	91	0.2	47001
	II	39399	82.5	3742	7.8	4299	9.0	317	0.7	47757
	ukupno - total	78050	82.4	7606	8.0	8694	9.2	408	0.4	94758
Mart - March	I	47244	83.0	4825	8.5	4809	8.4	52	0.1	56930
	II	56054	85.2	4702	7.1	4785	7.3	264	0.4	65805
	ukupno - total	103298	84.2	9527	7.8	9594	7.8	316	0.3	122735
April - April	I	58343	83.9	5395	7.8	5712	8.2	113	0.2	69563
	II	57511	84.4	4916	7.2	5385	7.9	333	0.5	68145
	ukupno - total	115854	84.1	10311	7.5	11097	8.1	446	0.3	137708
Maj - May	I	63366	82.9	6293	8.2	6466	8.5	351	0.5	76476
	II	61414	83.9	6115	8.3	5550	7.6	157	0.2	73236
	ukupno - total	124780	83.3	12408	8.3	12016	8.0	508	0.3	149712
Juni - June	I	54497	83.1	5520	8.4	5473	8.4	54	0.1	65544
	II	54799	82.0	5362	8.0	6098	9.1	530	0.8	66789
	ukupno - total	109296	82.6	10882	8.2	11571	8.7	584	0.4	132333
Juli - July	I	60152	83.9	5902	8.2	5571	7.8	55	0.1	71680
	II	64505	82.8	6594	8.5	6157	7.9	664	0.9	77920
	ukupno - total	124657	83.3	12496	8.4	11728	7.8	719	0.5	149600
Avgust - August	I	84154	88.6	5810	6.1	4987	5.2	76	0.1	95027
	II	70249	84.6	6298	7.6	5589	6.7	890	1.1	83026
	ukupno - total	154403	86.7	12108	6.8	10576	5.9	966	0.5	178053
Septembar - September	I	56170	82.9	5916	8.7	5583	8.2	77	0.1	67746
	II	49546	80.4	5496	8.9	5747	9.3	848	1.4	61637
	ukupno - total	105716	81.7	11412	8.8	11330	8.8	925	0.7	129383
Oktobar - October	I	55975	82.6	6104	9.0	5631	8.3	87	0.1	67797
	II	57174	80.2	6761	9.5	6282	8.8	1052	1.5	71269
	ukupno - total	113149	81.4	12865	9.3	11913	8.6	1139	0.8	139066
Novembar - November	I	51518	82.6	5111	8.2	5624	9.0	87	0.1	62340
	II	46731	79.3	5543	9.4	5894	10.0	752	1.3	58920
	ukupno - total	98249	81.0	10654	8.8	11518	9.5	839	0.7	121260
Decembar - December	I	46891	82.4	4719	8.3	5075	8.9	225	0.4	56910
	II	56422	84.2	4959	7.4	5121	7.6	480	0.7	66982
	ukupno - total	103313	83.4	9678	7.8	10196	8.2	705	0.6	123892
Ukupno (godišnje) - Total (annual)	I	667763	83.8	63545	8.0	63980	8.0	1378	0.2	796666
	II	655631	82.8	64035	8.1	65151	8.2	6599	0.8	791416
	ukupno - total	1323394	83.3	127580	8.0	129131	8.1	7977	0.5	1588082
Prosjek (PGDS) - Average (AADT)	I	1829	83.8	174	8.0	175	8.0	4	0.2	2183
	II	1796	82.8	175	8.1	178	8.2	18	0.8	2168
	ukupno - total	3626	83.3	350	8.0	354	8.1	22	0.5	4351

BRONANJE VOZILA NA MREŽI PUTEVA U REPUBLICI SRPSKOJ – 2013. GODINA
VEHICLE COUNTING ON THE ROAD NETWORK OF THE REPUBLIC OF SRPSKA – YEAR 2013

SAOBRAĆAJNI POKAZATELJI

000012
 Lužani / 1+923,00
 M 14.1 / Polje - Brod

Automatski brojač broj
 Lokalizet / Stacionaža [km+m]
 Broj puta / Dionica

Mjesec	Smjer	minimalni čas		maksimalni čas		minimalni dan		maksimalni dan		dnevni prosjek (05-21 h)	noćni prosjek (21-05 h)	prosjek radnim danom	prosjek vikendom	ljetni prosjek
		datum/dan	čas	voz/h	voz/dan	datum/dan	voz/dan	datum/dan	voz/dan					
Januar	I	21/ponedjeljak	1	1	2/srijeda	14	286	26/subota	1256	3303	1752	1089	835	
	II	13/nedjelja	4	2	4/petak	15	172	1/utorak	933	2036	1435	1018	593	
	I+II	31/četvrtak	2	9	21/srijeda	14	450	27/nedjelja	2771	5147	3188	2107	1428	
Februar	I	7/četvrtak	3	1	10/nedjelja	15	193	16/subota	1452	2038	1533	1207	472	
	II	4/ponedjeljak	2	1	22/petak	17	210	3/nedjelja	1061	2700	1516	1290	415	
	I+II	4/ponedjeljak	2	3	22/petak	14	347	3/nedjelja	2729	4738	3049	2497	887	
Mart	I	21/četvrtak	1	2	1/petak	12	220	16/subota	1411	2376	1666	1249	587	
	II	11/ponedjeljak	2	4	29/petak	16	367	17/nedjelja	1264	4996	1835	1516	607	
	I+II	13/srijeda	2	8	29/petak	16	495	17/nedjelja	3110	6832	3500	2765	1194	
April	I	19/petak	2	3	29/ponedjeljak	11	378	9/utorak	1803	4983	2096	1752	567	
	II	3/srijeda	3	3	27/subota	11	344	7/nedjelja	1367	5087	1984	1699	572	
	I+II	9/utorak	3	11	29/ponedjeljak	11	537	8/ponedjeljak	3465	7203	4080	3451	1139	
Maj	I	2/četvrtak	2	4	6/ponedjeljak	13	306	13/ponedjeljak	1885	3684	2230	1307	1160	
	II	13/ponedjeljak	3	3	2/četvrtak	19	319	26/nedjelja	1548	4684	2037	1348	1014	
	I+II	13/ponedjeljak	3	12	3/petak	10	491	13/ponedjeljak	3576	7210	4267	2655	2175	
Juni	I	18/utorak	3	3	25/utorak	16	285	8/subota	1794	3203	1933	1419	766	2185
	II	10/ponedjeljak	2	4	22/subota	10	297	2/nedjelja	1481	3264	1908	1509	717	2226
	I+II	18/utorak	3	11	25/utorak	16	407	4/utorak	3647	5250	3841	2928	1483	4411
Juli	I	11/četvrtak	3	7	21/nedjelja	17	247	6/subota	1873	3018	2025	1673	639	2312
	II	17/srijeda	3	8	14/nedjelja	17	249	14/nedjelja	1934	3647	2124	1839	675	2514
	I+II	2/utorak	3	18	27/subota	12	401	1/ponedjeljak	4086	6224	4149	3512	1314	4826
Avgust	I	27/utorak	3	9	18/nedjelja	12	364	8/četvrtak	2385	4656	2629	2058	1007	3065
	II	19/ponedjeljak	3	5	28/srijeda	19	319	25/nedjelja	1843	3919	2264	1931	748	2678
	I+II	27/utorak	3	18	16/petak	10	506	20/utorak	4666	7171	4894	3989	1755	5744
Septembar	I	17/utorak	1	4	29/nedjelja	17	246	18/srijeda	1974	3239	2029	1510	749	2258
	II	17/utorak	3	3	20/petak	18	220	15/nedjelja	1572	2791	1799	1484	570	2055
	I+II	16/ponedjeljak	3	13	29/nedjelja	17	391	30/ponedjeljak	3831	5016	3828	2994	1319	4313
Oktobar	I	2/srijeda	3	3	20/nedjelja	12	245	15/utorak	1785	2960	1992	1568	619	
	II	7/ponedjeljak	2	4	31/četvrtak	16	314	20/nedjelja	1567	4476	2011	1732	567	
	I+II	28/ponedjeljak	2	10	31/četvrtak	16	481	15/utorak	3541	6725	4003	3300	1186	
Novembar	I	12/utorak	2	2	3/nedjelja	13	387	30/subota	1527	4764	1903	1307	771	
	II	14/četvrtak	3	1	1/petak	10	400	24/nedjelja	1276	4067	1747	1377	587	
	I+II	27/srijeda	2	7	1/petak	10	549	27/srijeda	3171	6847	3650	2684	1358	
Decembar	I	10/utorak	1	3	30/ponedjeljak	13	251	7/subota	1419	2587	1668	1310	526	
	II	16/ponedjeljak	2	3	21/subota	17	309	1/nedjelja	1138	4799	1894	1525	636	
	I+II	11/srijeda	2	7	21/subota	15	432	15/nedjelja	3020	6440	3563	2834	1162	
Godina	I	21.1/ponedjeljak	1	1	3.11/nedjelja	13	387	26.1/subota	1256	4983	1958	2125	2308	2459
	II	4.2/ponedjeljak	2	1	1.11/petak	10	400	1.1/utorak	933	5087	1883	2225	2044	2372
	I+II	4.2/ponedjeljak	2	3	1.11/petak	10	549	3.2/nedjelja	2729	7210	3841	4351	4352	4831

BROJANJE VOZILA NA MREŽI PUTEVA U REPUBLICI SRPSKOJ – 2013. GODINA
VEHICLE COUNTING ON THE ROAD NETWORK OF THE REPUBLIC OF SRPSKA – YEAR 2013

TRAFFIC PARAMETERS

Automatic counter number
 Location / Mileage [km+m]
 Road number / Section

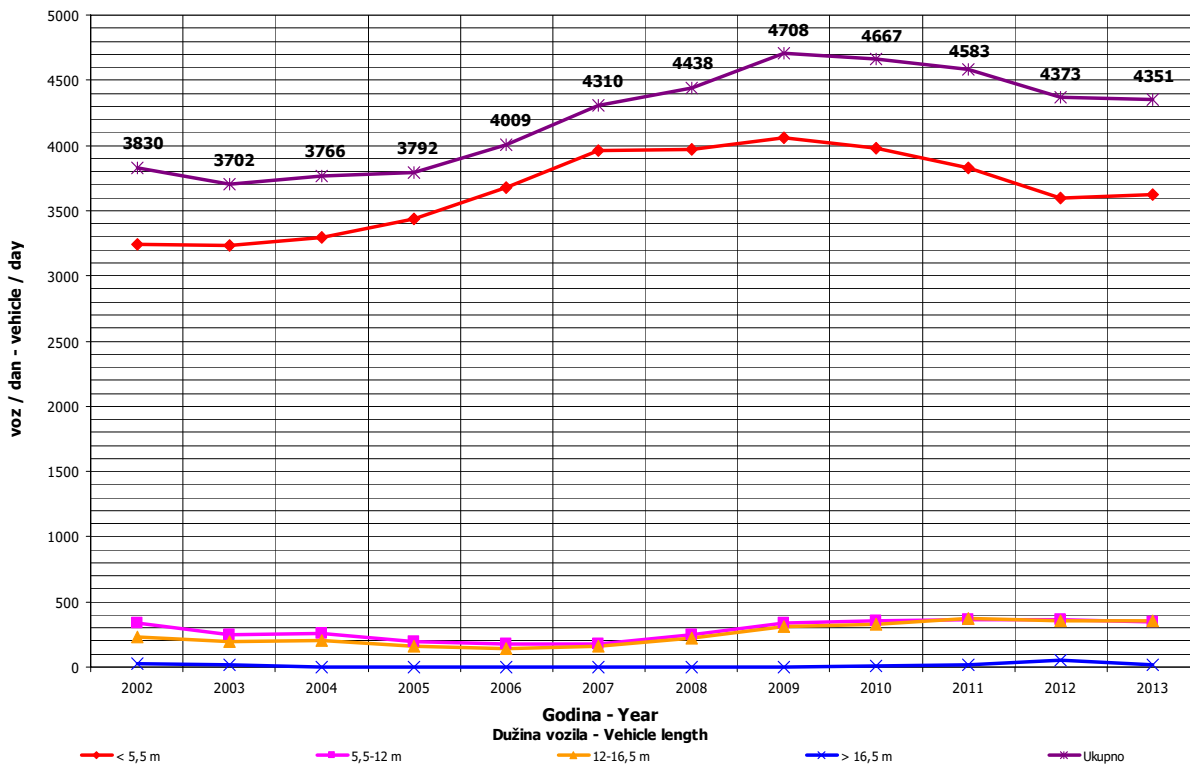
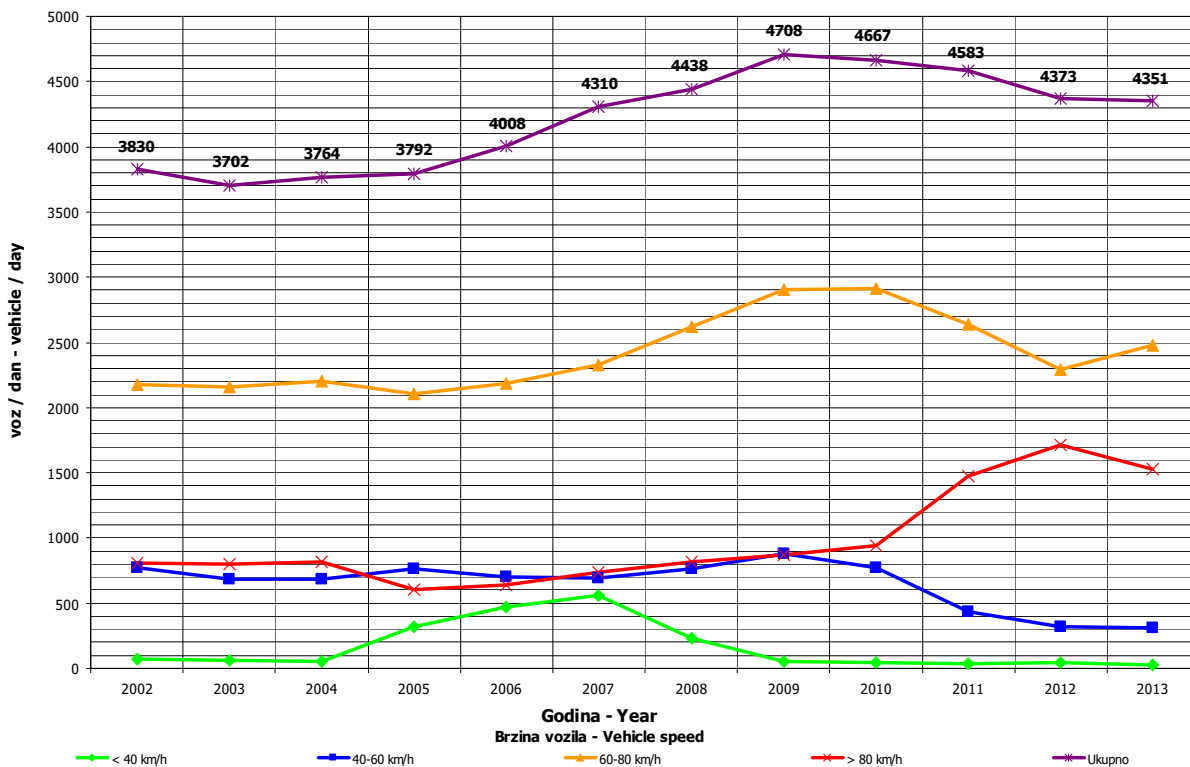
000012
 Lužani / 1+923,00
 M 14.1 / Polje - Brod

Month	Direction	minimum hour		maximum hour		minimum day		maximum day		day time average (5-21 h)	night average (21-05 h)	working day average	weekend average	summer average
		date/day	hour	veh/h	date/day	hour	veh/h	date/day	veh/day					
January	I	21/Monday	1	1	2/Wednesday	14	286	26/Saturday	1256	1752	172	1089	835	
	II	13/Sunday	4	2	4/Friday	15	172	1/Tuesday	933	1435	175	1018	593	
	I+II	31/Thursday	2	9	2/Wednesday	14	450	27/Sunday	2771	3188	347	2107	1428	
February	I	7/Thursday	3	1	10/Sunday	15	193	16/Saturday	1452	1533	145	1207	472	
	II	4/Monday	2	1	22/Friday	17	210	3/Sunday	1061	1516	190	1290	415	
	I+II	4/Monday	2	3	22/Friday	14	347	3/Sunday	2729	3049	335	2497	887	
March	I	21/Thursday	1	2	1/Friday	12	220	16/Saturday	1411	1666	171	1249	587	
	II	11/Monday	2	4	29/Friday	16	367	17/Sunday	1264	1835	288	1516	607	
	I+II	13/Wednesday	2	8	29/Friday	16	495	17/Sunday	3110	3500	459	2765	1194	
April	I	19/Friday	2	3	29/Monday	11	378	9/Tuesday	1803	2096	223	1752	567	
	II	3/Wednesday	3	3	27/Saturday	11	344	7/Sunday	1367	1984	288	1699	572	
	I+II	9/Tuesday	3	11	29/Monday	11	537	8/Monday	3465	4080	510	3451	1139	
May	I	2/Thursday	2	4	6/Monday	13	306	13/Monday	1885	2230	237	1307	1160	
	II	13/Monday	3	3	2/Thursday	19	319	26/Sunday	1548	2037	325	1348	1014	
	I+II	13/Monday	3	12	3/Friday	10	491	13/Monday	3576	4267	562	2655	2175	
June	I	18/Tuesday	3	3	25/Tuesday	16	285	8/Saturday	1794	1933	252	1419	766	2185
	II	10/Monday	2	4	22/Saturday	10	297	2/Sunday	1481	1908	318	1509	717	2226
	I+II	18/Tuesday	3	11	25/Tuesday	16	407	4/Tuesday	3647	3841	570	2928	1483	4411
July	I	11/Thursday	3	7	21/Sunday	17	247	6/Saturday	1873	2025	287	1673	639	2312
	II	17/Wednesday	3	8	26/Friday	17	249	14/Sunday	1934	2124	389	1839	675	2514
	I+II	2/Tuesday	3	18	27/Saturday	12	401	1/Monday	4086	4149	677	3512	1314	4826
August	I	27/Tuesday	3	9	18/Sunday	12	364	8/Thursday	2385	2629	436	2058	1007	3065
	II	19/Monday	3	5	28/Wednesday	19	319	25/Sunday	1843	2264	414	1931	748	2678
	I+II	27/Tuesday	3	18	16/Friday	10	506	20/Tuesday	4666	4894	850	3989	1755	5744
September	I	17/Tuesday	1	4	29/Sunday	17	246	18/Wednesday	1974	2029	229	1510	749	2258
	II	17/Tuesday	3	3	20/Friday	18	220	15/Sunday	1572	1799	256	1484	570	2055
	I+II	16/Monday	3	13	29/Sunday	17	391	30/Monday	3831	3828	485	2994	1319	4313
October	I	2/Wednesday	3	4	20/Sunday	12	245	15/Tuesday	1785	1992	195	1568	619	
	II	7/Monday	2	4	31/Thursday	16	314	20/Sunday	1567	2011	288	1732	567	
	I+II	28/Monday	2	10	31/Thursday	16	481	15/Tuesday	3541	4003	483	3300	1186	
November	I	12/Tuesday	2	2	3/Sunday	13	387	30/Saturday	1527	1903	175	1307	771	
	II	14/Thursday	3	1	1/Friday	10	400	24/Sunday	1276	1747	217	1377	587	
	I+II	27/Wednesday	2	7	1/Friday	10	549	27/Wednesday	3171	3650	392	2684	1358	
December	I	10/Tuesday	1	3	30/Monday	13	251	7/Saturday	1419	1668	167	1310	526	
	II	16/Monday	2	3	21/Saturday	17	309	1/Sunday	1138	1894	266	1525	636	
	I+II	11/Wednesday	2	7	21/Saturday	15	432	15/Sunday	3020	3563	434	2834	1162	
Year	I	21.1/Monday	1	1	3.11/Sunday	13	387	26.1/Saturday	1256	1958	225	2125	2308	2459
	II	4.2/Monday	2	1	1.11/Friday	10	400	1.1/Tuesday	933	1883	286	2225	2044	2372
	I+II	4.2/Monday	2	3	1.11/Friday	10	549	3.2/Sunday	2729	3841	510	4351	4352	4831

GODIŠNJA NERAVNOMJERNOST SAOBRAĆAJNOG TOKA TRAFFIC FLOW ANNUAL VARIATION

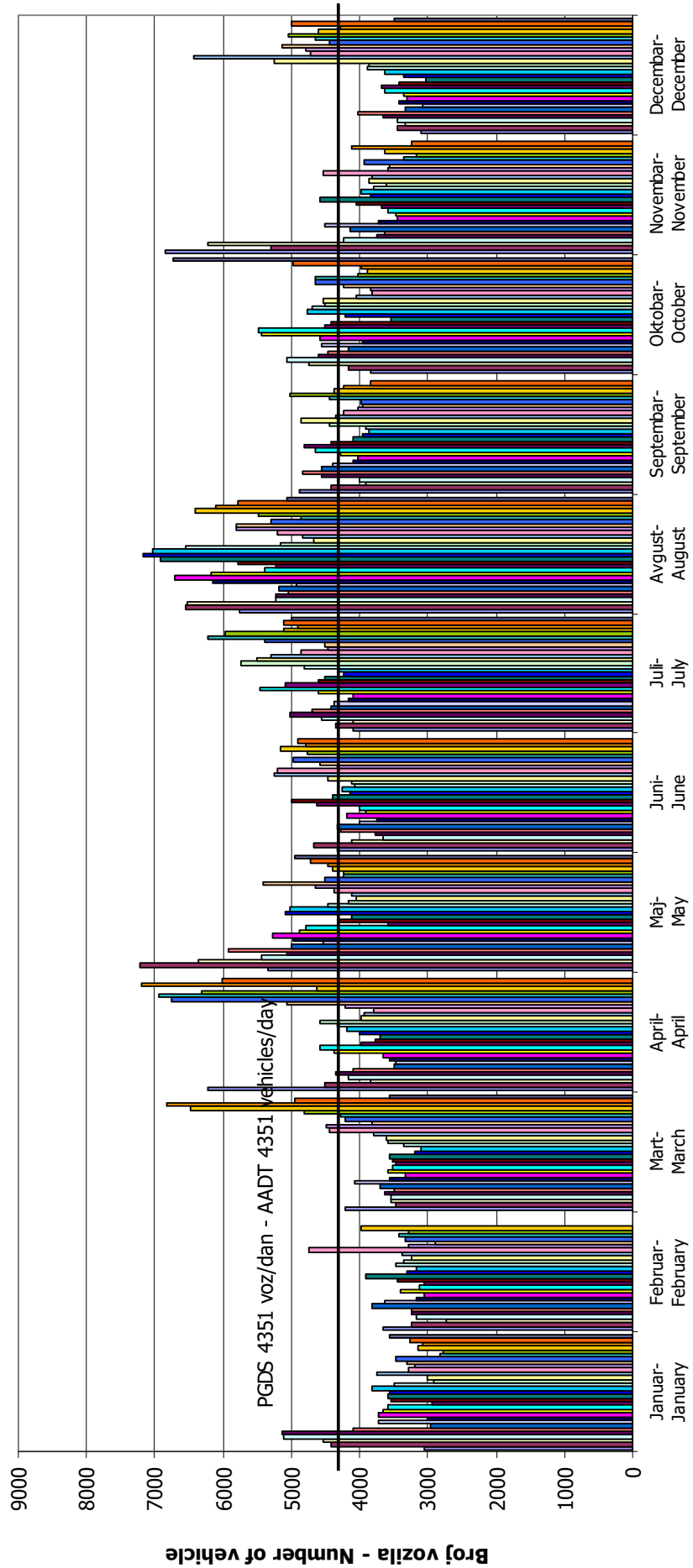
Automatski brojač broj - Automatic counter number
 Lokalizet - Location / Stacionaža - Mileage [km+m]
 Broj puta - Road number / Dionica - Section

000012
 Lužani / 1+923,00
 M 14.1 / Polje - Brod



**DNEVNA NERAVNOMJERNOST SAOBRAĆAJNOG TOKA
 TRAFFIC FLOW DAILY VARIATION**

Automatski brojač broj - Automatic counter number 000012
 Lokalityet - Location / Stacionaža - Mileage [km+tm] Lužani / 1+923,00
 Broj puta - Road number/ Dionica - Section M 14.1 / Polje - Brod

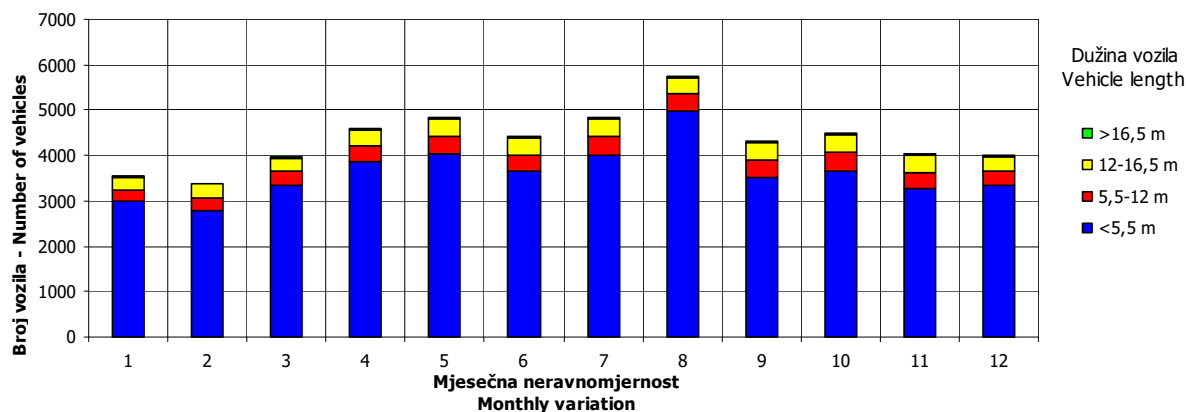
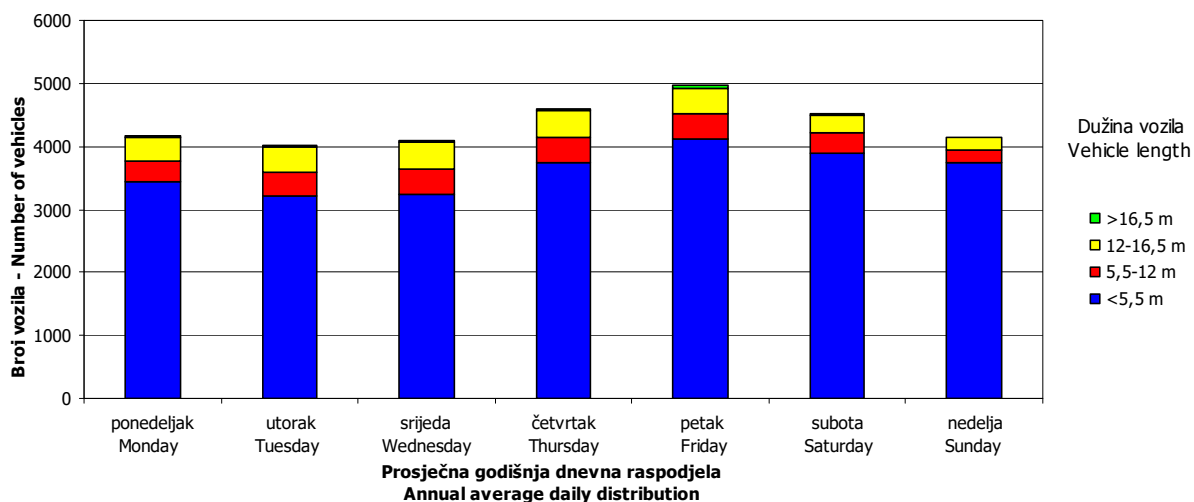
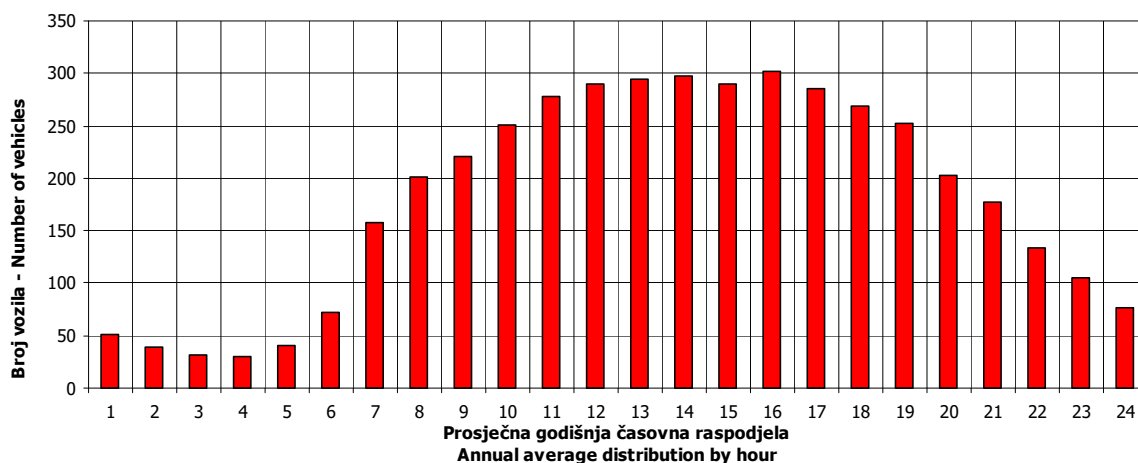


VREMENSKA RASPODJELA SAOBRAĆAJNOG TOKA TRAFFIC FLOW TIME DISTRIBUTION

Automatski brojač broj - Automatic counter number
 Lokalizet - Location / Stacionaža - Mileage [km+m]
 Broj puta - Road number / Dionica - Section

000012
 Lužani / 1+923,00
 M 14.1 / Polje - Brod

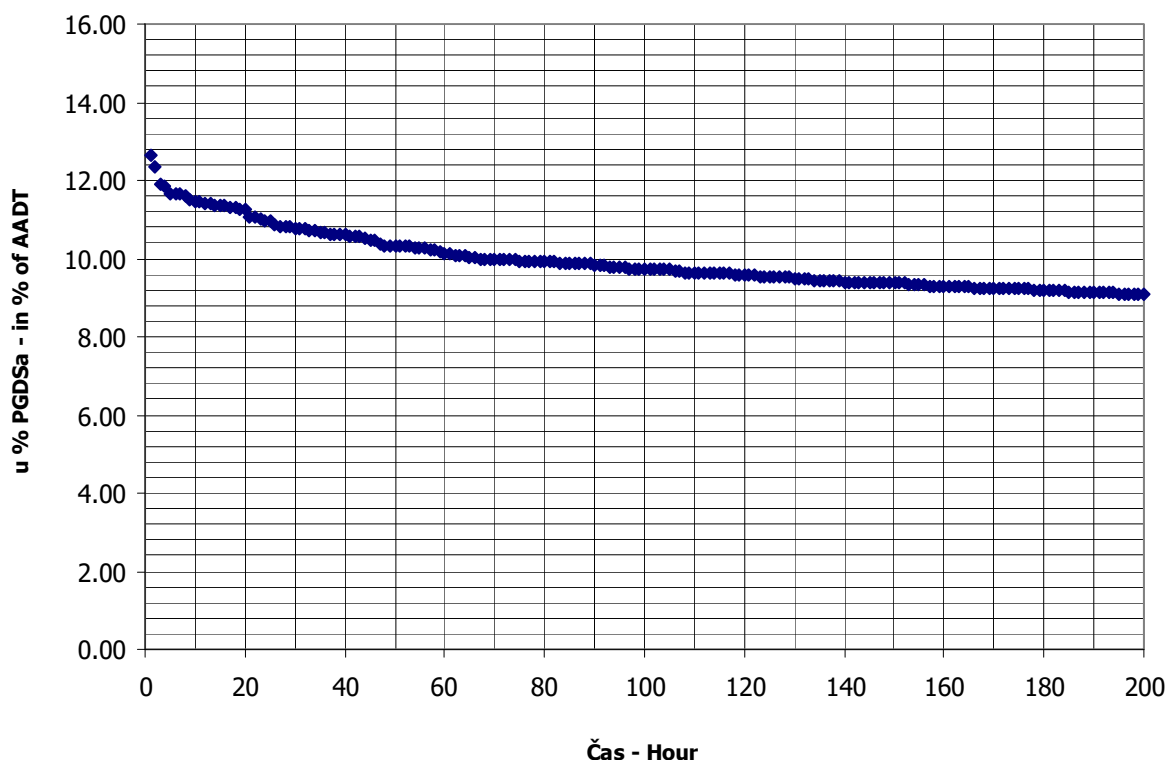
PGDS 4351 voz/dan AADT 4351 veh/day



SATNA DISTRIBUCIJA SAOBRAĆAJNOG TOKA TRAFFIC FLOW HOURLY DISTRIBUTION

Automatski brojač broj - Automatic counter number 000012
 Lokalitet - Location / Stacionaža - Mileage [km+m] Lužani / 1+923,00
 Broj puta - Road number / Dionica - Section M 14.1 / Polje - Brod

PGDS - AADT	4351 voz/dan - veh/day							
Čas - Hour	Maksimalni vršni sat - Maximum peak hour	10	20	30	40	50	100	200
Sat u danu - Hour of day	10	9	19	10	12	9	8	13
Sat u godini - Hour in year	7306	7305	5755	2866	2772	2769	7304	2917
Dan - Day of week	petak - Friday	petak - Friday	sreda - Wednesday	utorak - Tuesday	petak - Friday	petak - Friday	petak - Friday	četvrtak - Thursday
Datum - Date	1	1	28	30	26	26	1	2
Mjesec - Month	novembar - November	novembar - November	avgust - August	april - April	april - April	april - April	novembar - November	MAJ - May
Vrijednost - Value	549	498	481	468	459	448	424	394
% - percent	12.62	11.45	11.06	10.76	10.55	10.30	9.75	9.06



BROJANJE VOZILA NA MREŽI PUTEVA U REPUBLICI SRPSKOJ – 2013. GODINA
VEHICLE COUNTING ON THE ROAD NETWORK OF THE REPUBLIC OF SRPSKA – YEAR 2013

MJESEČNI BROJ VOZILA
MONTHLY NUMBER OF VEHICLES

Automatski brojač broj - Automatic counter number
 Lokalitet - Location / Stacionaža - Mileage [km+m]
 Broj puta - Road number / Dionica - Section

000013
 Ritešić / 9+137,00
 M 17.2 / Vrhovi - Šešlije

	Mjesec - Month											
	Januar- January	Februar- February	Mart- March	April- April	Maj- May	Jun- June	Juli- July	August- August	Septembar- September	Oktober- October	Novembar- November	Decembar- December
1	3886	3771	3995	5894	3861	4272	4297	5906	5116	4077	6039	3002
2	4096	3140	3195	4554	4254	4311	4571	6798	4580	4470	4583	3637
3	3620	2673	3298	3952	4554	4044	4296	6818	4143	4827	5816	3476
4	3098	3182	3653	4072	5187	3924	4462	5823	4468	5152	4471	3704
5	4657	3416	3767	4502	5483	4084	5254	5741	4770	4581	4078	3748
6	4739	3529	3603	4044	4609	4206	4785	5348	5204	4114	4051	4203
7	3892	3772	3779	3328	4422	4435	4330	5509	4649	4334	4157	3159
8	3557	3809	4203	3629	4721	3736	4757	5033	4280	4561	4863	2907
9	3592	3001	3443	3697	4420	3648	4384	6495	4480	4304	3510	3541
10	3589	2779	3290	3902	4973	4049	4545	6979	4343	4655	3241	3539
11	4172	3521	3807	4179	4495	4072	4765	6236	4647	5718	3848	3677
12	3203	3214	3764	4623	4598	4222	5529	5771	4884	5382	3979	3875
13	3076	3323	3694	3705	4165	4330	4922	5666	5094	4316	4212	4287
14	3626	3543	3768	3526	3910	5065	4750	6572	4532	4557	4388	3414
15	3713	4078	3890	3715	3984	4377	4867	7063	3997	3359	4952	2924
16	3806	3323	3175	3903	4583	4053	4517	7316	4373	4458	3733	3769
17	3921	3041	3081	4180	4979	4318	4631	7029	4308	4684	3580	4000
18	3512	3599	3506	4122	4668	4137	4987	6710	4349	4988	3901	4185
19	2790	3566	3807	4645	4630	4234	6084	5681	4597	4501	3955	4227
20	2676	3596	3822	3744	4834	4405	5501	5138	5236	4397	4118	5485
21	3342	3690	3932	3487	4016	5541	5355	5186	4368	4156	3812	6320
22	3511	4743	4720	4035	3901	4850	5125	5660	4242	4181	4853	4699
23	3468	3209	4458	4198	4295	3995	4655	6303	4302	4292	3537	4869
24	3544	2873	3524	4486	4940	4584	5083	5979	4309	4257	3391	5188
25	3704	3455	3731	4807	4466	5128	5359	5123	4477	4895	3913	4240
26	2797	3528	3644	5427	4032	4499	6260	5286	4728	4478	3815	4470
27	2607	3530	4060	5850	4066	4699	5871	5264	5467	3969	3547	5089
28	3323	4028	5070	4353	3910	5127	5174	5948	4254	4262	3818	4510
29	3289		6266	4750	4318	4662	5031	5566	4287	4178	4424	4084
30	3356		3891	5522	4712	4501	5120	6128	4215	5175	3409	4825
31	3584		3301		5001		5230	5420		6310		3015
Ukupno- Total	109746	96932	119137	128831	138987	131508	154497	185495	136699	141588	123994	126068
Prosjek- Average	3540	8812	3843	4294	4483	4384	4984	5984	4557	4567	4133	4067
Godišnji prosjek (PGDS) - Annual average (AADT)												4366

BROJANJE VOZILA NA MREŽI PUTEVA U REPUBLICI SRPSKOJ – 2013. GODINA
VEHICLE COUNTING ON THE ROAD NETWORK OF THE REPUBLIC OF SRPSKA – YEAR 2013

STRUKTURA SAOBRAĆAJNOG TOKA
TRAFFIC FLOW COMPOSITION

Automatski brojač broj - Automatic counter number
 Lokalizet - Location / Stacionaža - Mileage [km+m]
 Broj puta - Road number / Dionica - Section

000013
 Ritešić / 9+137,00
 M 17.2 / Vrhovi - Šešlije

Mjesec - Month	Smjer - Direction	Dužina vozila - Vehicle length								Ukupno - Total
		< 5,5 m	(%)	5,5 - 12 m	(%)	12 - 16,5 m	(%)	< 16,5 m	(%)	
Januar - January	I	36437	70.5	7111	13.8	7871	15.2	252	0.5	51671
	II	43375	74.7	7553	13.0	7110	12.2	37	0.1	58075
	ukupno - total	79812	72.7	14664	13.4	14981	13.7	289	0.3	109746
Februar - February	I	34065	69.1	7146	14.5	7763	15.8	303	0.6	49277
	II	33372	70.0	7338	15.4	6933	14.5	12	0.0	47655
	ukupno - total	67437	69.6	14484	14.9	14696	15.2	315	0.3	96932
Mart - March	I	45119	71.9	7999	12.7	9345	14.9	282	0.4	62745
	II	40051	71.0	7880	14.0	8437	15.0	24	0.0	56392
	ukupno - total	85170	71.5	15879	13.3	17782	14.9	306	0.3	119137
April - April	I	43068	71.4	8007	13.3	9074	15.0	177	0.3	60326
	II	50583	73.8	8663	12.6	8962	13.1	297	0.4	68505
	ukupno - total	93651	72.7	16670	12.9	18036	14.0	474	0.4	128831
Maj - May	I	59343	83.2	5739	8.0	6205	8.7	62	0.1	71349
	II	54398	80.4	6248	9.2	6247	9.2	745	1.1	67638
	ukupno - total	113741	81.8	11987	8.6	12452	9.0	807	0.6	138987
Juni - June	I	47231	70.9	8876	13.3	10371	15.6	132	0.2	66610
	II	46445	71.6	9390	14.5	9041	13.9	22	0.0	64898
	ukupno - total	93676	71.2	18266	13.9	19412	14.8	154	0.1	131508
Juli - July	I	60756	74.7	9598	11.8	10895	13.4	132	0.2	81381
	II	53258	72.8	10159	13.9	9674	13.2	25	0.0	73116
	ukupno - total	114014	73.8	19757	12.8	20569	13.3	157	0.1	154497
Avgust - August	I	69431	77.0	9829	10.9	10866	12.0	93	0.1	90219
	II	76009	79.8	10237	10.7	9003	9.4	27	0.0	95276
	ukupno - total	145440	78.4	20066	10.8	19869	10.7	120	0.1	185495
Septembar - September	I	45489	68.0	9946	14.9	11286	16.9	168	0.3	66889
	II	49662	71.1	10407	14.9	9711	13.9	30	0.0	69810
	ukupno - total	95151	69.6	20353	14.9	20997	15.4	198	0.1	136699
Oktobar - October	I	51161	69.5	10469	14.2	11721	15.9	211	0.3	73562
	II	47511	69.8	10701	15.7	9779	14.4	35	0.1	68026
	ukupno - total	98672	69.7	21170	15.0	21500	15.2	246	0.2	141588
Novembar - November	I	40775	67.0	9623	15.8	10127	16.7	297	0.5	60822
	II	44356	70.2	9938	15.7	8843	14.0	35	0.1	63172
	ukupno - total	85131	68.7	19561	15.8	18970	15.3	332	0.3	123994
Decembar - December	I	48890	71.5	9339	13.7	9732	14.2	424	0.6	68385
	II	39994	69.3	9416	16.3	8241	14.3	32	0.1	57683
	ukupno - total	88884	70.5	18755	14.9	17973	14.3	456	0.4	126068
Ukupno (godišnje) - Total (annual)	I	581765	72.4	103682	12.9	115256	14.3	2533	0.3	803236
	II	579014	73.3	107930	13.7	101981	12.9	1321	0.2	790246
	ukupno - total	1160779	72.8	211612	13.3	217237	13.6	3854	0.2	1593482
Prosjek (PGDS) - Average (AADT)	I	1594	72.4	284	12.9	316	14.3	7	0.3	2201
	II	1586	73.3	296	13.7	279	12.9	4	0.2	2165
	ukupno - total	3180	72.8	580	13.3	595	13.6	11	0.2	4366

BRONANJE VOZILA NA MREŽI PUTEVA U REPUBLICI SRPSKOJ – 2013. GODINA
VEHICLE COUNTING ON THE ROAD NETWORK OF THE REPUBLIC OF SRPSKA – YEAR 2013

SAOBRAĆAJNI POKAZATELJI

000013
 Ritešić / 9+137,00
 M 17.2 / Vrhovi - Šešilje

Automatski brojač broj
 Lokaliteta / Stacionaža [km+m]
 Broj puta / Dionica

Mjesec	Smjer	minimalni čas		maksimalni čas		minimalni dan		maksimalni dan		dnevni prosjek (05-21 h)	noćni prosjek (21-05 h)	prosjek radnim danom	prosjek vikendom	ljetni prosjek
		datum/dan	čas	voz/h	datum/dan	čas	voz/h	datum/dan	voz/dan					
Januar	I	4/petak	4	6	25/petak	8	170	27/nedjelja	1043	2332	1467	200	1021	646
	II	26/subota	3	3	6/nedjelja	12	298	26/subota	1218	3368	1715	158	1047	826
	I+II	14/ponedjeljak	1	17	6/nedjelja	12	411	27/nedjelja	2607	4739	3182	358	2068	1472
Februar	I	3/nedjelja	5	2	22/petak	17	204	10/nedjelja	1035	2677	1540	220	1348	412
	II	4/ponedjeljak	1	5	10/nedjelja	16	179	9/subota	1375	2066	1556	146	1255	447
	I+II	4/ponedjeljak	2	12	22/petak	14	357	3/nedjelja	2673	4743	3096	366	2603	859
Mart	I	3/nedjelja	2	6	29/petak	15	284	17/nedjelja	1268	4239	1742	282	1463	561
	II	5/utorak	2	4	29/petak	15	177	16/subota	1362	2027	1651	168	1263	556
	I+II	18/ponedjeljak	1	15	29/petak	15	461	17/nedjelja	3081	6266	3393	450	2725	1118
April	I	2/utorak	3	5	12/petak	18	203	7/nedjelja	1333	2565	1767	243	1517	494
	II	11/četvrtak	0	6	1/ponedjeljak	15	336	13/subota	1731	4096	2022	261	1709	574
	I+II	22/ponedjeljak	3	19	1/ponedjeljak	15	494	7/nedjelja	3328	5894	3790	505	3226	1068
Maj	I	23/četvrtak	2	4	5/nedjelja	15	300	1/srijeda	1748	3553	2061	240	1289	1012
	II	2/četvrtak	3	2	24/petak	19	207	26/nedjelja	1590	2838	1887	295	1283	899
	I+II	2/četvrtak	3	7	5/nedjelja	17	477	1/srijeda	3861	5483	3948	536	2572	1912
Juni	I	3/ponedjeljak	3	6	22/subota	10	227	2/nedjelja	1458	3307	1873	347	1524	696
	II	8/subota	3	6	25/utorak	16	251	8/subota	1667	3009	1914	249	1446	717
	I+II	3/ponedjeljak	3	22	25/utorak	16	401	9/nedjelja	3648	5541	3788	596	2970	1414
Juli	I	1/ponedjeljak	3	14	27/subota	14	246	7/nedjelja	2032	3647	2211	414	1925	700
	II	19/petak	1	9	21/nedjelja	17	240	6/subota	1960	2800	2062	296	1746	613
	I+II	2/utorak	3	32	21/nedjelja	17	413	3/srijeda	4296	6260	4274	710	3671	1313
Avgust	I	26/ponedjeljak	3	10	2/petak	11	276	25/nedjelja	1924	4167	2430	480	2079	832
	II	26/ponedjeljak	2	9	16/petak	14	318	8/četvrtak	2245	4419	2675	399	2095	979
	I+II	27/utorak	1	29	15/četvrtak	14	507	8/četvrtak	5033	7316	5105	879	4173	1810
Septembar	I	1/srijeda	3	8	20/petak	18	226	15/nedjelja	1631	3005	1931	299	1627	603
	II	5/četvrtak	1	9	1/nedjelja	16	258	28/subota	1933	3170	2073	254	1606	722
	I+II	25/srijeda	1	20	1/nedjelja	16	423	15/nedjelja	3997	5467	4004	552	3232	1324
Oktobar	I	15/utorak	3	8	31/četvrtak	16	279	20/nedjelja	1647	4186	2046	327	1803	570
	II	18/petak	2	7	20/nedjelja	16	241	15/utorak	1624	2750	1983	211	1611	583
	I+II	16/srijeda	3	18	31/četvrtak	16	436	15/utorak	3359	6310	4029	539	3415	1153
Novembar	I	27/srijeda	3	6	1/petak	11	306	24/nedjelja	1266	3583	1779	248	1464	563
	II	27/srijeda	2	4	3/nedjelja	14	375	30/subota	1588	4942	1919	187	1382	724
	I+II	27/srijeda	3	12	1/nedjelja	14	504	10/nedjelja	3241	6039	3697	436	2846	1287
Decembar	I	3/utorak	1	5	21/subota	17	334	1/nedjelja	1154	4694	1912	294	1585	621
	II	9/ponedjeljak	3	3	30/ponedjeljak	13	240	31/utorak	1460	2488	1696	165	1352	509
	I+II	9/ponedjeljak	3	13	21/subota	14	435	8/nedjelja	2907	6320	3608	459	2937	1130
Godina	I	3/2/nedjelja	5	2	21.12/subota	17	334	10.2/nedjelja	1035	4694	1900	300	2271	2047
	II	2.9/četvrtak	3	2	3.11/nedjelja	14	375	26.1/subota	1218	4419	1932	233	2167	2484
	I+II	2.9/četvrtak	3	7	15.8/četvrtak	14	507	27.1/nedjelja	2607	7316	3832	534	4438	4208

BRONJE VOZILA NA MREZI PUTEVA U REPUBLICI SRPSKOJ – 2013. GODINA
VEHICLE COUNTING ON THE ROAD NETWORK OF THE REPUBLIC OF SRPSKA – YEAR 2013

TRAFFIC PARAMETERS

000013

Ritešić / 9+137,00

M 17.2 / Vrhovi - Šešilje

Automatic counter number

Location / Mileage [km+m]

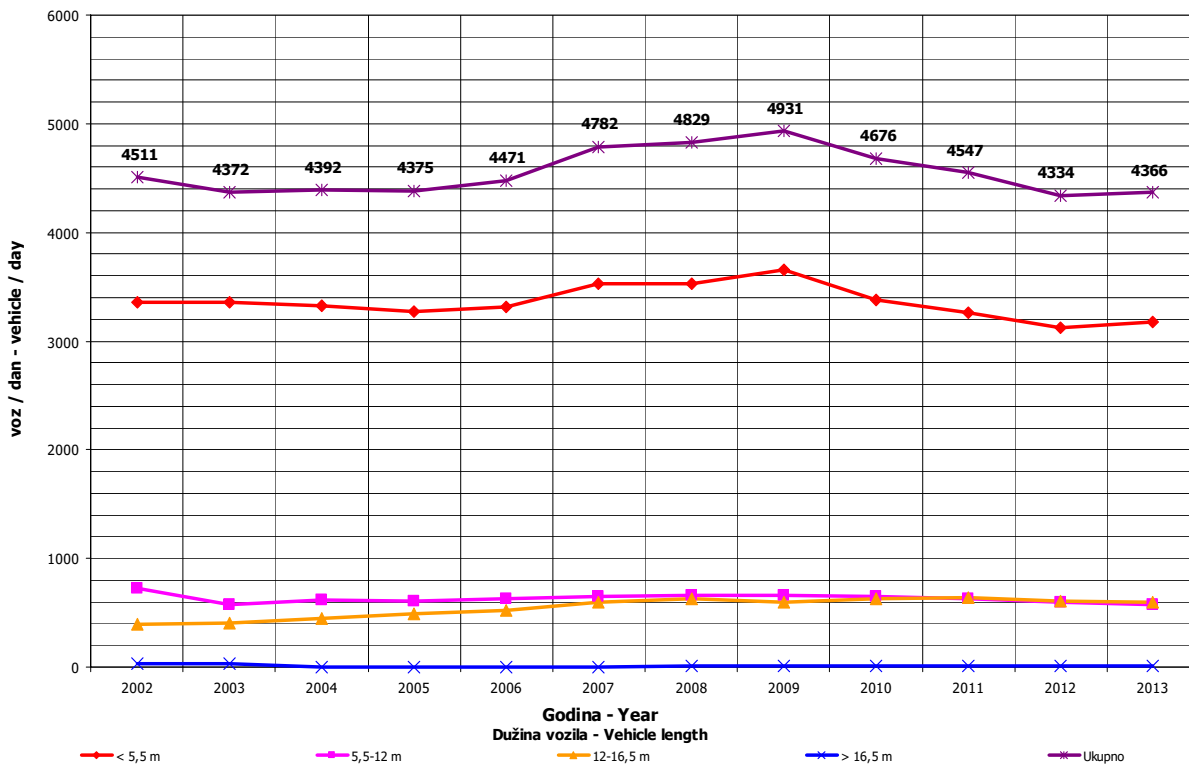
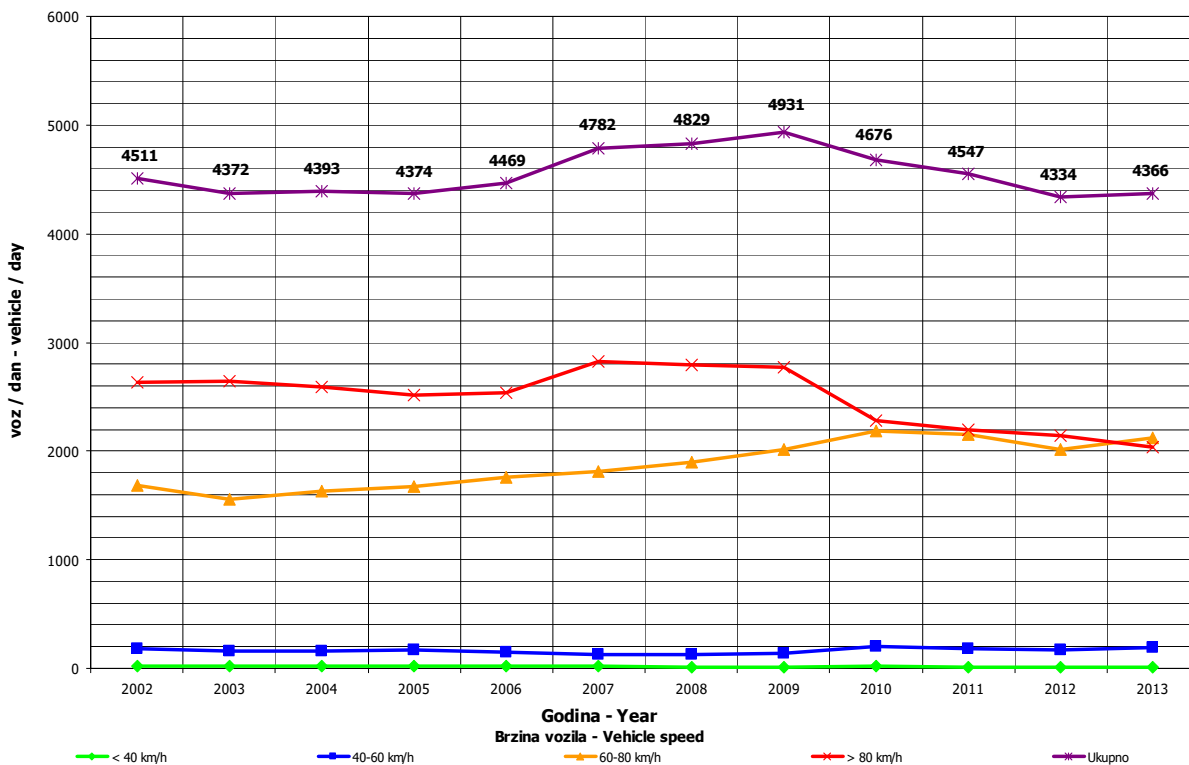
Road number / Section

Month	Direction	minimum hour		maximum hour		minimum day		maximum day		day time average (5-21 h)	night average (21-05 h)	working day average	weekend average	summer average
		date/day	hour	date/day	hour	date/day	veh/day	date/day	veh/day					
January	I	4/Friday	4	6	25/Friday	8	170	27/Sunday	1043	2232	1467	200	1021	646
	II	26/Saturday	3	3	6/Sunday	12	298	26/Saturday	1218	3368	1715	158	1047	826
	I+II	14/Monday	1	17	6/Sunday	12	411	27/Sunday	2607	4739	3182	358	2068	1472
February	I	3/Sunday	5	2	22/Friday	17	204	10/Sunday	1035	2677	1540	220	1348	412
	II	4/Monday	1	5	10/Sunday	16	179	9/Saturday	1375	2066	1556	146	1255	447
	I+II	4/Monday	2	12	22/Friday	14	357	22/Friday	2673	4743	3096	366	2603	859
March	I	3/Sunday	2	6	29/Friday	15	284	17/Sunday	1268	4239	1742	282	1463	561
	II	5/Tuesday	2	4	29/Friday	15	177	16/Saturday	1362	2027	1651	168	1263	556
	I+II	18/Monday	1	15	29/Friday	15	461	17/Sunday	3081	6266	3393	450	2725	1118
April	I	2/Tuesday	3	5	12/Friday	18	203	7/Sunday	1333	2565	1767	243	1517	494
	II	11/Thursday	0	6	1/Monday	15	336	13/Saturday	1731	4096	2022	261	1709	574
	I+II	22/Monday	3	19	1/Monday	15	494	7/Sunday	3328	5894	3790	505	3226	1068
May	I	23/Thursday	2	4	5/Sunday	15	300	1/Wednesday	1748	3553	2061	240	1289	1012
	II	2/Thursday	3	2	24/Friday	19	207	26/Sunday	1590	2838	1887	295	1283	899
	I+II	2/Thursday	3	7	5/Sunday	17	477	1/Wednesday	3861	5483	3948	536	2572	1912
June	I	3/Monday	3	6	22/Saturday	10	227	2/Sunday	1458	3307	1873	347	1524	696
	II	8/Saturday	3	6	25/Tuesday	16	251	8/Saturday	1667	3009	1914	249	1446	717
	I+II	3/Monday	3	22	25/Tuesday	16	401	9/Saturday	3648	5541	3788	596	2970	1414
July	I	1/Monday	3	14	27/Saturday	14	246	7/Sunday	2032	3647	2211	414	1925	700
	II	19/Friday	1	9	21/Sunday	17	240	6/Saturday	1960	2800	2062	296	1746	613
	I+II	2/Tuesday	3	32	21/Sunday	17	413	3/Wednesday	4296	6260	4274	710	3671	1313
August	I	26/Monday	3	10	2/Friday	11	276	25/Sunday	1924	4167	2430	480	2079	832
	II	26/Monday	2	9	16/Friday	14	318	8/Thursday	2245	4419	2675	399	2095	979
	I+II	27/Tuesday	1	29	15/Thursday	14	507	8/Thursday	5033	7316	5105	879	4173	1810
September	I	11/Wednesday	3	8	20/Friday	18	226	15/Sunday	1631	3005	1931	299	1627	603
	II	5/Thursday	1	9	1/Sunday	16	258	28/Saturday	1933	3170	2073	254	1606	722
	I+II	25/Wednesday	1	20	1/Sunday	16	423	15/Sunday	3997	5467	4004	552	3232	1324
October	I	15/Tuesday	3	8	31/Thursday	16	279	20/Sunday	1647	4186	2046	327	1803	570
	II	18/Friday	2	7	20/Sunday	16	241	15/Tuesday	1624	2750	1983	211	1611	583
	I+II	16/Wednesday	3	18	31/Thursday	16	436	15/Tuesday	3359	6310	4029	539	3415	1153
November	I	27/Wednesday	3	6	1/Friday	11	306	24/Sunday	1266	3583	1779	248	1464	563
	II	27/Wednesday	2	4	3/Sunday	14	375	30/Saturday	1558	4342	1919	187	1382	724
	I+II	27/Wednesday	3	12	3/Sunday	14	504	10/Sunday	3241	6039	3697	436	2846	1287
December	I	3/Tuesday	1	5	21/Saturday	17	334	1/Sunday	1154	4694	1912	294	1585	621
	II	9/Monday	3	3	30/Monday	13	240	31/Tuesday	1460	2488	1696	165	1352	509
	I+II	9/Monday	3	13	21/Saturday	14	435	8/Sunday	2907	6320	3608	459	2937	1130
Year	I	3.2/Sunday	5	2	21.12/Saturday	17	334	10.2/Sunday	1035	4694	1900	300	2271	2047
	II	2.5/Thursday	3	2	3.11/Sunday	14	375	26.1/Saturday	1218	4419	1932	233	2167	2484
	I+II	2.5/Thursday	3	7	15.8/Thursday	14	507	27.1/Sunday	2607	7316	3632	534	4438	4985

GODIŠNJA NERAVNOMJERNOST SAOBRAĆAJNOG TOKA TRAFFIC FLOW ANNUAL VARIATION

Automatski brojač broj - Automatic counter number
 Lokalizet - Location / Stacionaža - Mileage [km+m]
 Broj puta - Road number / Dionica - Section

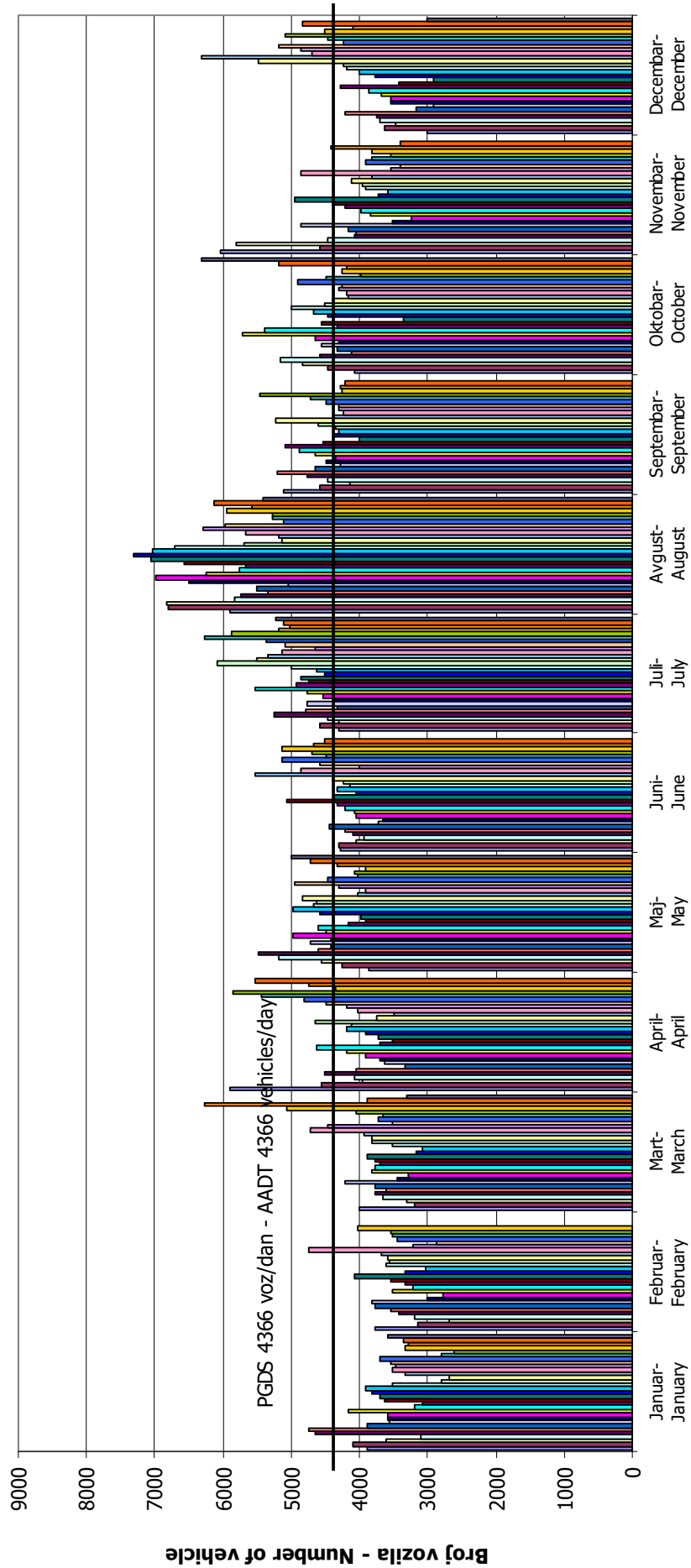
000013
 Ritešić / 9+137,00
 M 17.2 / Vrhovi - Šešlije



**DNEVNA NERAVNOMJERNOST SAOBRAĆAJNOG TOKA
 TRAFFIC FLOW DAILY VARIATION**

Automatski brojač broj - Automatic counter number
 Lokalityet - Location / Stacionaža - Mileage [km+tm]
 Broj puta - Road number/ Dionica - Section

000013
 Ritešić / 9+137,00
 M 17.2 / Vrhovi - Šešljije

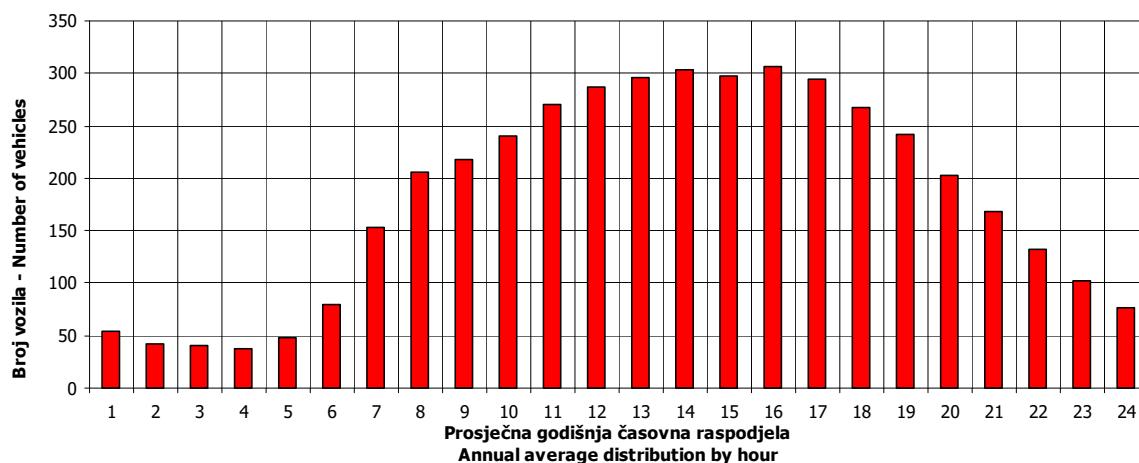


VREMENSKA RASPODJELA SAOBRAĆAJNOG TOKA TRAFFIC FLOW TIME DISTRIBUTION

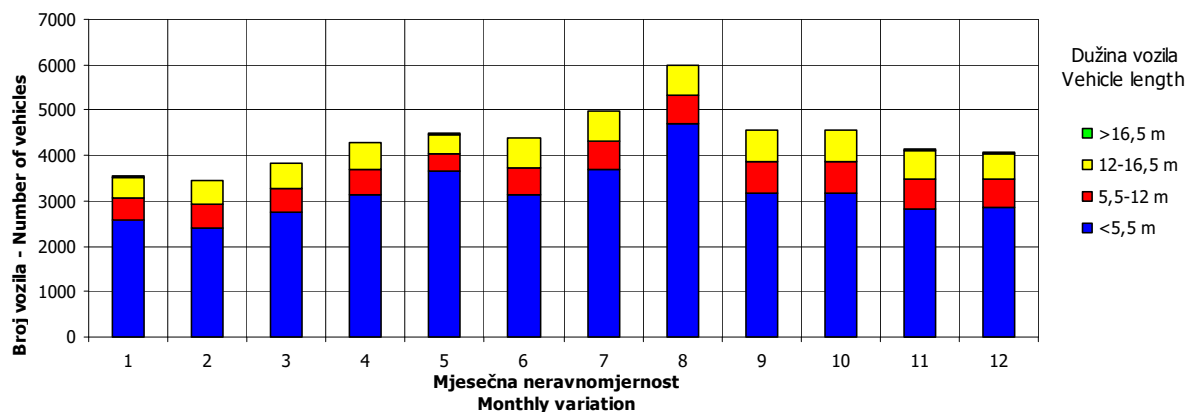
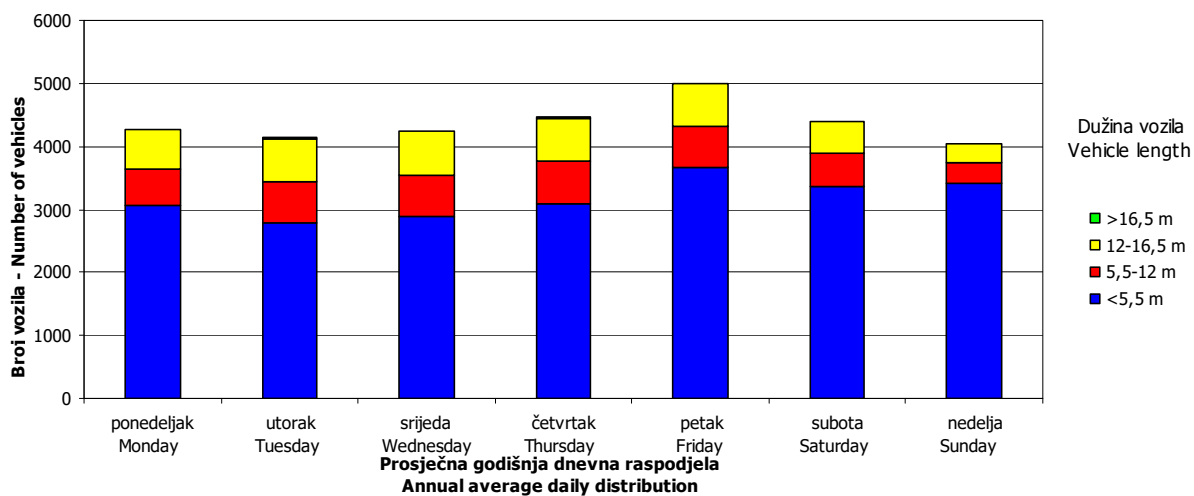
Automatski brojač broj - Automatic counter number
 Lokalizet - Location / Stacionaža - Mileage [km+m]
 Broj puta - Road number / Dionica - Section

000013
 Ritešić / 9+137,00
 M 17.2 / Vrhovi - Šešlije

PGDS 4366 voz/dan AADT 4366 veh/day



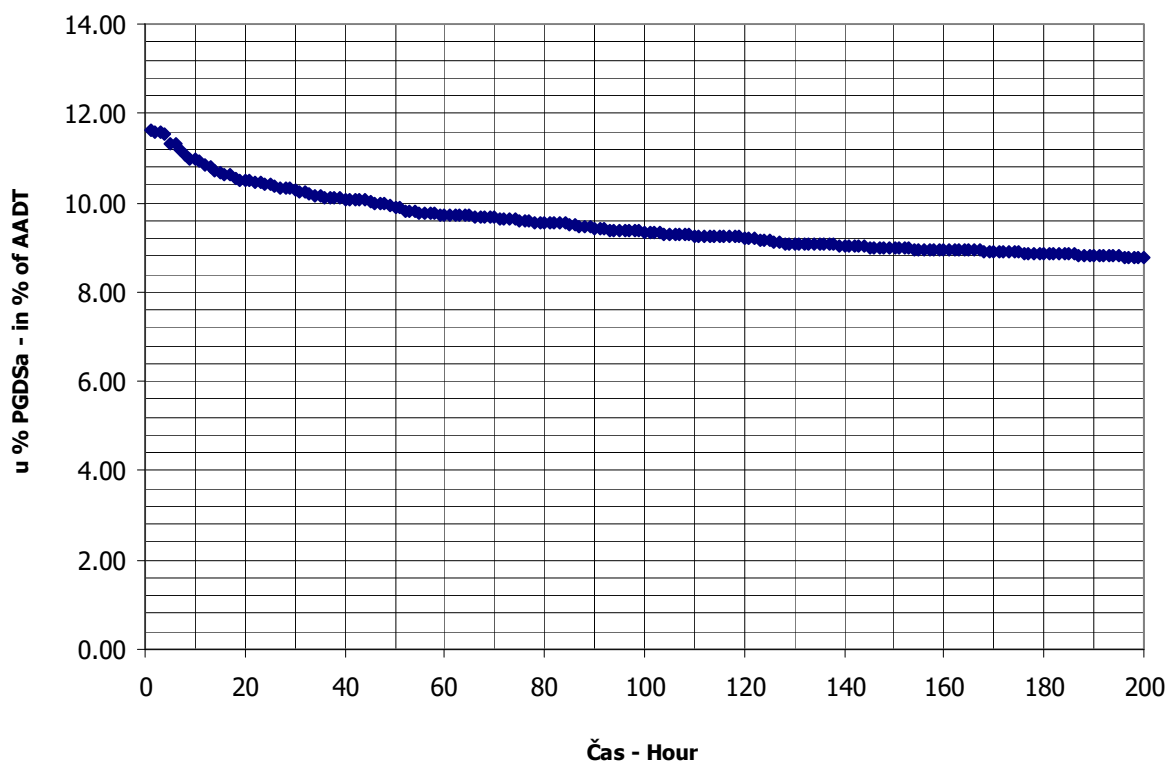
13



SATNA DISTRIBUCIJA SAOBRAĆAJNOG TOKA
TRAFFIC FLOW HOURLY DISTRIBUTION

Automatski brojač broj - Automatic counter number 000013
 Lokalitet - Location / Stacionaža - Mileage [km+m] Ritešić / 9+137,00
 Broj puta - Road number / Dionica - Section M 17.2 / Vrhovi - Šešlije

PGDS - AADT	4366 voz/dan - veh/day							
Čas - Hour	Maksimalni vršni sat - Maximum peak hour	10	20	30	40	50	100	200
Sat u danu - Hour of day	14	17	15	14	17	14	15	16
Sat u godini - Hour in year	5438	2993	5343	5318	5465	8654	5511	4840
Dan - Day of week	četvrtak - Thursday	nedelja - Sunday	nedelja - Sunday	subota - Saturday	petak - Friday	petak - Friday	nedelja - Sunday	nedelja - Sunday
Datum - Date	15	5	11	10	16	27	18	21
Mjesec - Month	avgust - August	maj - May	avgust - August	avgust - August	avgust - August	decembar - December	avgust - August	juli - July
Vrijednost - Value	507	477	458	447	440	432	408	383
% - percent	11.61	10.93	10.49	10.24	10.08	9.90	9.35	8.77



BROJANJE VOZILA NA MREŽI PUTEVA U REPUBLICI SRPSKOJ – 2013. GODINA
VEHICLE COUNTING ON THE ROAD NETWORK OF THE REPUBLIC OF SRPSKA – YEAR 2013

MJESEČNI BROJ VOZILA
MONTHLY NUMBER OF VEHICLES

Automatski brojač broj - Automatic counter number 000014
 Lokalitet - Location / Stacionaža - Mileage [km+m] Kladari / 3+163,00
 Broj puta - Road number / Dionica - Section M 17 / Johovac - Rudanka

	Mjesec - Month											
	Januar- January	Februar- February	Mart- March	April- April	Maj- May	Jun- June	Juli- July	August- August	Septembar- September	Oktoibar- October	Novembar- November	Decembar- December
1	4919	7015	7283	10068	6295	7896	8171	10870	9065	7710	10851	5369
2	7099	6017	6300	7919	7099	7573	8243	12378	8729	8179	8553	6832
3	7490	4596	5967	7315	8047	8059	8085	11948	7973	8639	9715	6748
4	8516	5792	6880	7631	8284	7752	8386	10242	8491	9424	8145	7047
5	8146	5889	6847	8477	8487	7610	9690	10798	9066	8659	7579	7032
6	6100	6138	6838	7360	8141	7754	9146	10070	9817	7189	7459	7878
7	5158	6438	7047	5867	8374	8601	7838	9856	8708	8257	7765	6175
8	6711	6912	7712	7197	8702	7457	8979	9437	7887	8437	9223	5283
9	6161	5534	6705	7102	7965	6727	8166	11627	8481	7967	7298	6843
10	6847	4841	5912	7245	9221	7709	8848	12606	8058	8778	6524	6785
11	7214	6377	6898	7467	7842	7574	9016	11009	8995	10269	7339	6861
12	6099	5941	6788	8516	7008	7906	10561	10995	8431	9580	7285	6975
13	5082	6069	6706	6911	8104	8594	9519	10529	9279	7636	7773	7840
14	6832	6316	6761	6303	7870	9470	8308	12023	8709	9090	8239	6271
15	6589	7516	7000	7346	8023	8484	9180	12029	7735	6933	8277	5223
16	7193	6441	5836	7430	8372	7358	8664	12644	8127	8391	7646	6832
17	5373	5671	5345	7784	9312	8215	8908	12278	8016	7979	6510	7272
18	4998	6510	6675	7554	8262	7966	9168	11143	8260	9631	7846	7769
19	5425	6448	6874	8601	7071	8391	10887	10877	8380	8323	7691	6944
20	5338	6240	7035	7177	8717	8356	10252	9594	9467	7760	8047	9138
21	6253	6528	6981	6226	7775	10035	9428	9770	8417	8031	7267	9914
22	6163	7752	8165	7768	8101	9082	9523	9902	7385	8115	9087	7513
23	6344	5859	7745	7677	8471	7739	8794	10993	8085	8138	7037	8504
24	6274	5097	6131	8226	9586	8814	9299	10394	7898	7949	6378	8701
25	6527	6479	6886	8348	8098	9471	9726	8911	8201	9256	7540	7688
26	5158	6564	6790	9621	6406	8355	10977	9519	8500	8353	7099	8420
27	4473	6458	7477	9184	7892	8883	10468	9201	10105	7641	6116	9350
28	6003	7209	8900	7254	7794	9611	9155	10269	8196	8190	6931	8519
29	6032		10423	8816	8684	8910	9430	10072	8019	8085	7956	7091
30	6194		8366	10204	8116	7944	9492	10988	8100	9146	6361	8586
31	6417		6184		9363		9672	9829		10962		6210
Ukupno- Total	193128	174647	217457	234594	251482	248296	285979	332801	254580	262697	231537	227613
Prosje- Average	6230	15877	7015	7820	8112	8277	9225	10736	8486	8474	7718	7342
Godišnji prosjek (PGDS) - Annual average (AADT)												7986

BROJANJE VOZILA NA MREŽI PUTEVA U REPUBLICI SRPSKOJ – 2013. GODINA
VEHICLE COUNTING ON THE ROAD NETWORK OF THE REPUBLIC OF SRPSKA – YEAR 2013

STRUKTURA SAOBRAĆAJNOG TOKA
TRAFFIC FLOW COMPOSITION

Automatski brojač broj - Automatic counter number 000014
 Lokalizet - Location / Stacionaža - Mileage [km+m] Kladari / 3+163,00
 Broj puta - Road number / Dionica - Section M 17 / Johovac - Rudanka

Mjesec - Month	Smjer - Direction	Dužina vozila - Vehicle length								Ukupno - Total
		< 5,5 m	(%)	5,5 - 12 m	(%)	12 - 16,5 m	(%)	< 16,5 m	(%)	
Januar - January	I	76056	82.1	8439	9.1	7849	8.5	339	0.4	92683
	II	84290	83.9	8049	8.0	7691	7.7	415	0.4	100445
	ukupno - total	160346	83.0	16488	8.5	15540	8.0	754	0.4	193128
Februar - February	I	71095	80.1	8952	10.1	8385	9.4	323	0.4	88755
	II	69107	80.5	8374	9.7	7976	9.3	435	0.5	85892
	ukupno - total	140202	80.3	17326	9.9	16361	9.4	758	0.4	174647
Mart - March	I	91183	80.6	11699	10.3	9944	8.8	306	0.3	113132
	II	83456	80.0	10885	10.4	9607	9.2	377	0.4	104325
	ukupno - total	174639	80.3	22584	10.4	19551	9.0	683	0.3	217457
April - April	I	93518	79.3	13324	11.3	10790	9.2	282	0.2	117914
	II	92582	79.3	12816	11.0	11015	9.4	267	0.2	116680
	ukupno - total	186100	79.3	26140	11.1	21805	9.3	549	0.2	234594
Maj - May	I	99822	79.1	15147	12.0	10999	8.7	250	0.2	126218
	II	99285	79.3	14666	11.7	11188	8.9	125	0.1	125264
	ukupno - total	199107	79.2	29813	11.9	22187	8.8	375	0.1	251482
Juni - June	I	99421	78.8	15310	12.1	11234	8.9	219	0.2	126184
	II	95669	78.3	14904	12.2	11454	9.4	85	0.1	122112
	ukupno - total	195090	78.6	30214	12.2	22688	9.1	304	0.1	248296
Juli - July	I	122279	82.1	14697	9.9	11673	7.8	220	0.1	148869
	II	110418	80.5	14551	10.6	12068	8.8	73	0.1	137110
	ukupno - total	232697	81.4	29248	10.2	23741	8.3	293	0.1	285979
Avgust - August	I	137788	84.1	14326	8.7	11473	7.0	208	0.1	163795
	II	144271	85.4	13610	8.1	11047	6.5	78	0.0	169006
	ukupno - total	282059	84.8	27936	8.4	22520	6.8	286	0.1	332801
Septembar - September	I	98703	78.3	15562	12.3	11609	9.2	262	0.2	126136
	II	101615	79.1	14840	11.6	11857	9.2	132	0.1	128444
	ukupno - total	200318	78.7	30402	11.9	23466	9.2	394	0.2	254580
Oktobar - October	I	105511	78.3	16575	12.3	12397	9.2	321	0.2	134804
	II	99833	78.1	15901	12.4	11912	9.3	247	0.2	127893
	ukupno - total	205344	78.2	32476	12.4	24309	9.3	568	0.2	262697
Novembar - November	I	89086	77.3	14717	12.8	11188	9.7	303	0.3	115294
	II	90824	78.1	14082	12.1	10855	9.3	482	0.4	116243
	ukupno - total	179910	77.7	28799	12.4	22043	9.5	785	0.3	231537
Decembar - December	I	95626	79.9	13466	11.3	10175	8.5	352	0.3	119619
	II	84574	78.3	12870	11.9	9922	9.2	628	0.6	107994
	ukupno - total	180200	79.2	26336	11.6	20097	8.8	980	0.4	227613
Ukupno (godišnje) - Total (annual)	I	1180088	80.1	162214	11.0	127716	8.7	3385	0.2	1473403
	II	1155924	80.2	155548	10.8	126592	8.8	3344	0.2	1441408
	ukupno - total	2336012	80.1	317762	10.9	254308	8.7	6729	0.2	2914811
Prosjek (PGDS) - Average (AADT)	I	3233	80.1	444	11.0	350	8.7	9	0.2	4037
	II	3167	80.2	426	10.8	347	8.8	9	0.2	3949
	ukupno - total	6400	80.1	871	10.9	697	8.7	18	0.2	7986

BRONANJE VOZILA NA MREŽI PUTEVA U REPUBLICI SRPSKOJ – 2013. GODINA
VEHICLE COUNTING ON THE ROAD NETWORK OF THE REPUBLIC OF SRPSKA – YEAR 2013

SAOBRAĆAJNI POKAZATELJI

000014
 Kladari / 3+163,00
 M 17 / Johovac - Rudanka

Automatski brojač broj
 Lokalizirano / Stacionarno [km+m]
 Broj puta / Dionica

Mjesec	Smjer	minimalni čas		maksimalni čas		minimalni dan		maksimalni dan		voz/dan	dnevni prosjek (05-21 h)	noćni prosjek (21-05 h)	prosjek radnim danom	prosjek vikendom	ljetni prosjek
		datum/dan	čas	voz/h	čas	voz/h	datum/dan	voz/dan							
Januar	I	7/ponedjeljak	1	7	16/srijeda	13	296	1/utorak	1810	3831	2690	299	1876	1114	
	II	30/srijeda	2	6	5/subota	11	448	26/subota	2386	4934	2990	250	1903	1337	
	I+II	30/srijeda	2	15	5/subota	11	677	27/nedjelja	4473	8516	5681	549	3779	2451	
Februar	I	3/nedjelja	5	7	22/petak	16	318	3/nedjelja	2037	4444	2849	321	2408	762	
	II	4/ponedjeljak	1	4	28/četvrtak	15	308	3/nedjelja	2559	3545	2845	223	2256	812	
	I+II	4/ponedjeljak	1	14	16/subota	12	588	3/nedjelja	4596	7752	5693	544	4664	1573	
Mart	I	19/utorak	1	9	29/petak	13	428	17/nedjelja	2358	6447	3250	399	2592	1058	
	II	7/četvrtak	3	6	29/petak	15	352	16/subota	2709	3976	3103	262	2342	1023	
	I+II	13/srijeda	2	21	29/petak	15	756	17/nedjelja	5345	10423	6354	661	4934	2080	
April	I	7/nedjelja	4	9	26/petak	17	403	7/nedjelja	2584	5621	3502	429	2989	941	
	II	18/četvrtak	3	6	1/ponedjeljak	15	569	21/nedjelja	3258	6408	3565	324	2954	935	
	I+II	5/petak	3	26	1/ponedjeljak	15	835	7/nedjelja	5867	10204	7067	752	5944	1876	
Maj	I	6/ponedjeljak	2	11	23/četvrtak	14	394	26/nedjelja	2822	5173	3561	511	2504	1568	
	II	16/četvrtak	3	11	5/nedjelja	15	402	1/srijeda	2965	5002	3651	390	2415	1626	
	I+II	27/ponedjeljak	2	27	5/nedjelja	15	703	1/srijeda	6295	9586	7212	901	4919	3194	
Juni	I	3/ponedjeljak	3	13	21/petak	17	372	2/nedjelja	2970	5746	3608	598	2890	1316	4206
	II	12/srijeda	3	10	25/utorak	15	437	8/subota	3555	5225	3601	470	2748	1323	4070
	I+II	12/srijeda	3	28	25/utorak	15	702	9/nedjelja	6727	10035	7209	1068	5638	2639	8277
Juli	I	1/ponedjeljak	2	22	26/petak	13	400	7/nedjelja	3707	6216	4104	698	3553	1249	4802
	II	2/utorak	2	14	21/nedjelja	16	403	3/srijeda	3903	4884	3905	518	3281	1142	4423
	I+II	1/ponedjeljak	2	39	26/petak	13	727	7/nedjelja	7838	10977	8009	1216	6834	2391	9225
Avgust	I	27/utorak	1	20	3/subota	11	466	25/nedjelja	3591	7157	4521	763	3784	1500	5284
	II	6/utorak	3	19	16/petak	14	522	8/četvrtak	4446	6917	4808	644	3778	1673	5452
	I+II	27/utorak	1	46	17/subota	11	853	25/nedjelja	8911	12644	8928	1407	7563	3173	10736
Septembar	I	25/srijeda	1	10	6/petak	15	363	22/nedjelja	3284	5381	3733	472	3037	1168	4205
	II	16/ponedjeljak	2	10	1/nedjelja	16	395	28/subota	3922	5197	3885	397	2979	1303	4281
	I+II	25/srijeda	1	23	1/nedjelja	16	717	22/nedjelja	7385	10105	7617	869	6015	2471	8486
Oktobar	I	15/utorak	3	12	31/četvrtak	16	507	20/nedjelja	3280	6662	3870	478	3308	1041	
	II	23/srijeda	2	11	20/nedjelja	15	389	15/utorak	3419	4687	3777	349	3065	1060	
	I+II	28/ponedjeljak	2	31	31/četvrtak	16	841	15/utorak	6933	10962	7647	827	6373	2101	
Novembar	I	3/nedjelja	3	8	1/petak	11	462	24/nedjelja	2685	6159	3475	368	2709	1134	
	II	27/srijeda	3	5	3/nedjelja	12	580	30/subota	3011	6555	3581	293	2566	1309	
	I+II	27/srijeda	3	16	3/nedjelja	16	830	27/srijeda	6116	10851	7057	661	5275	2443	
Decembar	I	16/ponedjeljak	2	4	21/subota	17	480	1/nedjelja	2314	6660	3456	403	2807	1052	
	II	31/utorak	2	5	30/ponedjeljak	13	377	15/nedjelja	2793	4489	3223	261	2556	927	
	I+II	16/ponedjeljak	2	19	28/subota	11	739	15/nedjelja	5223	9914	6678	664	5363	1979	
Godina	I	16.12/ponedjeljak	2	4	31.10/četvrtak	16	507	1.1/utorak	1810	7157	3557	480	4197	3688	4631
	II	4.2/ponedjeljak	1	4	3.11/nedjelja	12	580	26.1/subota	2386	6917	3583	366	4001	3837	4563
	I+II	4.2/ponedjeljak	1	14	17.8/subota	11	853	27.1/nedjelja	4473	12644	7140	846	8198	7525	9194

BROJANJE VOZILA NA MREŽI PUTEVA U REPUBLICI SRPSKOJ – 2013. GODINA
VEHICLE COUNTING ON THE ROAD NETWORK OF THE REPUBLIC OF SRPSKA – YEAR 2013

TRAFFIC PARAMETERS

000014

Kladari / 3+163,00

M 17 / Johovac - Rudanka

Automatic counter number

Location / Mileage [km+m]

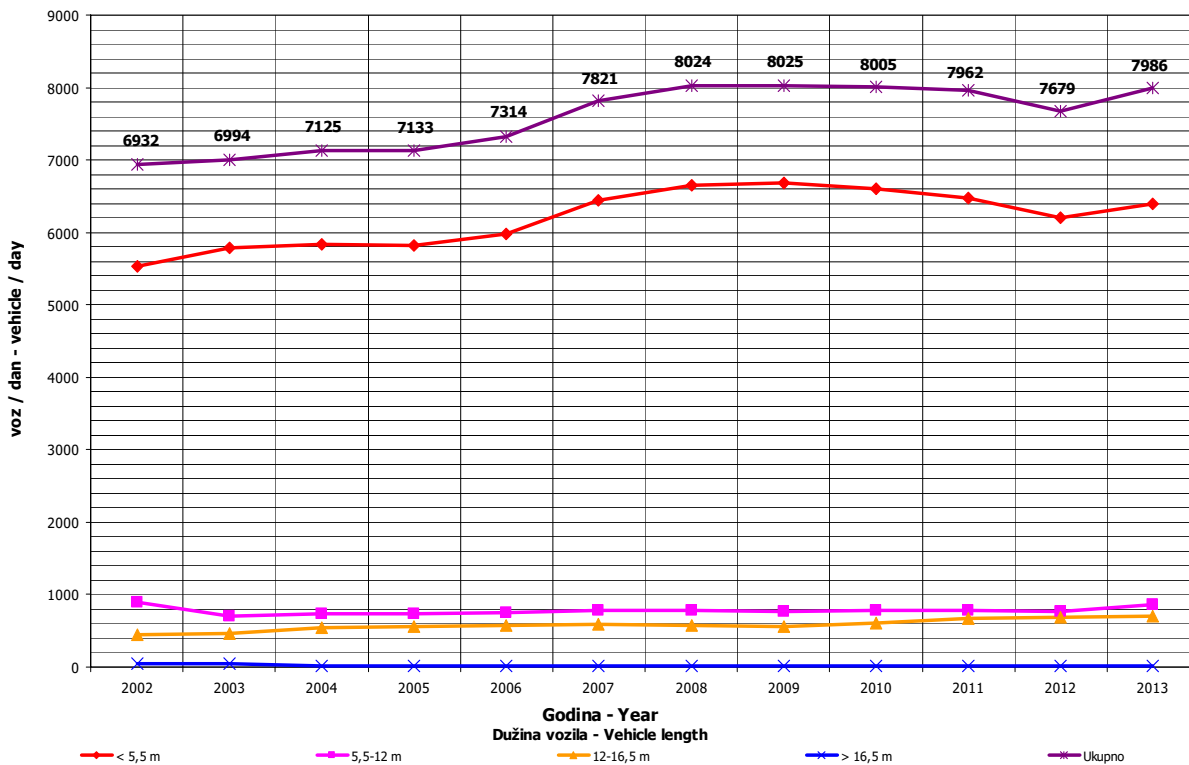
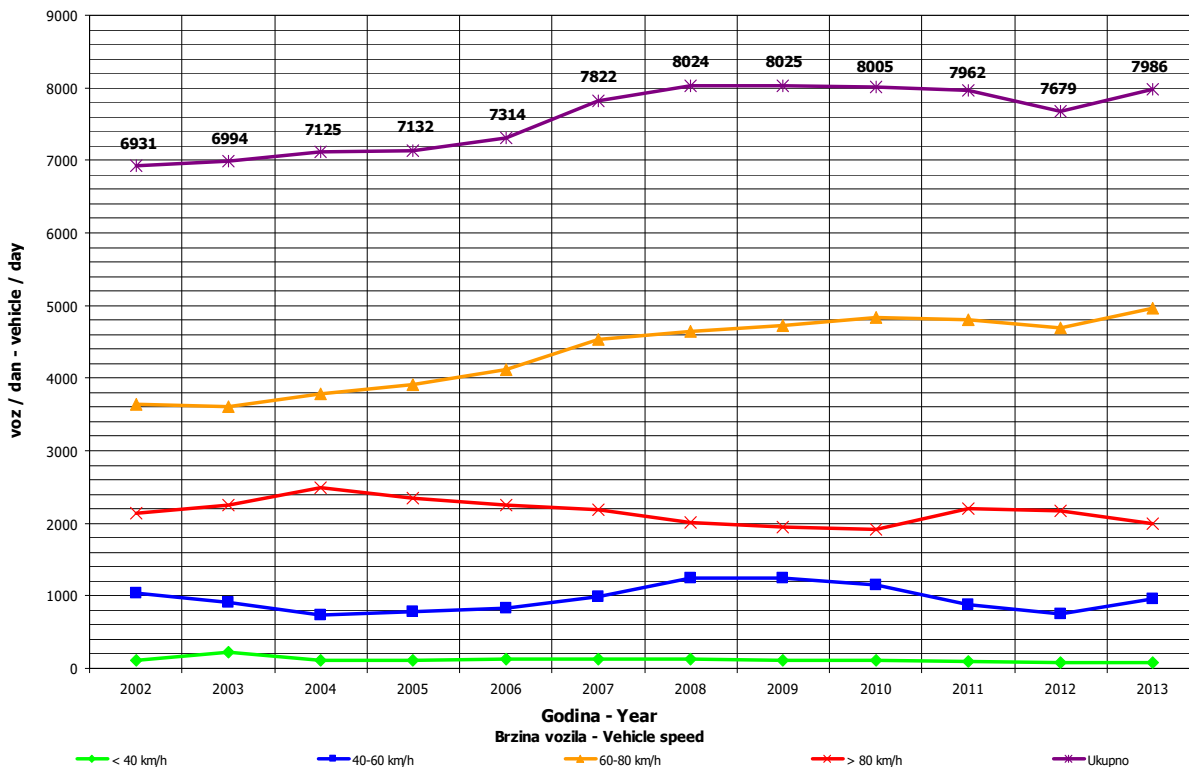
Road number / Section

Month	Direction	minimum hour		maximum hour		veh/h	minimum day		maximum day		veh/day	day time average (5-21 h)	night average (21-05 h)	working day average	weekend average	summer average
		date/day	hour	date/day	hour		date/day	veh/day	date/day	veh/day						
January	I	7/Monday	1	16/Wednesday	13	296	1/Tuesday	1810	16/Wednesday	3831	2690	299	1876	1114		
	II	30/Wednesday	2	5/Saturday	11	448	26/Saturday	2386	5/Saturday	4934	2990	250	1903	1337		
	I+II	30/Wednesday	2	5/Saturday	11	677	27/Sunday	4473	4/Friday	8516	5681	549	3779	2451		
February	I	3/Sunday	5	22/Friday	16	318	3/Sunday	2037	22/Friday	4444	2849	321	2408	762		
	II	4/Monday	1	28/Thursday	15	308	3/Sunday	2559	28/Thursday	3545	2845	223	2256	812		
	I+II	4/Monday	1	16/Saturday	12	588	3/Sunday	4596	22/Friday	7752	5693	544	4664	1573		
March	I	19/Tuesday	1	29/Friday	13	428	17/Sunday	2358	29/Friday	6447	3250	399	2592	1058		
	II	7/Thursday	3	29/Friday	15	352	16/Saturday	2709	29/Friday	3976	3103	262	2342	1023		
	I+II	13/Wednesday	2	29/Friday	15	756	17/Sunday	5345	29/Friday	10423	6354	661	4934	2080		
April	I	7/Sunday	4	26/Friday	17	403	7/Sunday	2584	30/Tuesday	5621	3502	429	2989	941		
	II	18/Thursday	3	1/Monday	15	569	21/Sunday	3258	1/Monday	6408	3565	324	2954	935		
	I+II	5/Friday	3	1/Monday	15	835	7/Sunday	5867	30/Tuesday	10204	7067	752	5944	1876		
May	I	6/Monday	2	23/Thursday	14	394	26/Sunday	2822	24/Friday	5173	3561	511	2504	1568		
	II	16/Thursday	3	5/Sunday	15	402	1/Wednesday	2965	5/Sunday	5002	3651	390	2415	1626		
	I+II	27/Monday	2	5/Sunday	15	703	1/Wednesday	6295	24/Friday	9586	7212	901	4919	3194		
June	I	3/Monday	3	21/Friday	17	372	2/Sunday	2970	21/Friday	5746	3608	598	2890	1316		
	II	12/Wednesday	3	25/Tuesday	15	437	8/Saturday	3555	25/Tuesday	5225	3601	470	2748	1323		
	I+II	12/Wednesday	3	25/Tuesday	15	702	9/Sunday	6727	21/Friday	10035	7209	1068	5638	2639	8277	
July	I	1/Monday	2	26/Friday	13	400	7/Sunday	3707	19/Friday	6216	4104	698	3553	1249		
	II	2/Tuesday	2	21/Sunday	16	403	3/Wednesday	3903	21/Sunday	4884	3905	518	3281	1142	4423	
	I+II	1/Monday	2	26/Friday	13	727	7/Sunday	7838	26/Friday	10977	8009	1216	6834	2391	9225	
August	I	27/Tuesday	1	3/Saturday	11	466	25/Sunday	3591	2/Friday	7157	4521	763	3784	1500	5284	
	II	6/Tuesday	3	16/Friday	14	522	8/Thursday	4446	18/Sunday	6917	4808	644	3778	1673	5452	
	I+II	27/Tuesday	1	17/Saturday	11	853	25/Sunday	8911	16/Friday	12644	9328	1407	7563	3173	10736	
September	I	25/Wednesday	1	6/Friday	15	363	22/Sunday	3284	27/Friday	5381	3733	472	3037	1168	4205	
	II	16/Monday	2	1/Sunday	16	395	28/Saturday	3922	1/Sunday	5197	3885	397	2979	1303	4281	
	I+II	25/Wednesday	1	1/Sunday	16	717	22/Sunday	7385	27/Friday	10105	7617	869	6015	2471	8486	
October	I	15/Tuesday	3	31/Thursday	16	507	20/Sunday	3280	31/Thursday	6662	3870	478	3308	1041		
	II	23/Wednesday	2	20/Sunday	15	389	15/Tuesday	3419	18/Friday	4687	3777	349	3065	1060		
	I+II	28/Monday	2	31/Thursday	16	841	15/Tuesday	6933	31/Thursday	10962	7647	827	6373	2101		
November	I	3/Sunday	3	1/Friday	11	462	24/Sunday	2685	1/Friday	6159	3475	368	2709	1134		
	II	27/Wednesday	3	3/Sunday	12	580	30/Saturday	3011	3/Sunday	6555	3581	293	2566	1309		
	I+II	27/Wednesday	3	3/Sunday	16	830	27/Wednesday	6116	1/Friday	10851	7057	661	5275	2443		
December	I	16/Monday	2	21/Saturday	17	480	1/Sunday	2314	21/Saturday	6660	3456	403	2807	1052		
	II	31/Tuesday	2	30/Monday	13	377	15/Sunday	2793	27/Friday	4489	3223	261	2556	927		
	I+II	16/Monday	2	28/Saturday	11	739	15/Sunday	5223	21/Saturday	9914	6678	664	5363	1979		
Year	I	16.12/Monday	2	31.10/Thursday	16	507	1.1/Tuesday	1810	2.8/Thursday	7157	3557	480	4197	3688	4631	
	II	4.2/Monday	1	3.11/Sunday	12	580	26.1/Saturday	2386	18.8/Sunday	6917	3583	366	4001	3837	4563	
	I+II	4.2/Monday	1	17.8/Saturday	11	853	27.1/Sunday	4473	16.8/Friday	12644	7140	846	8198	7525	9194	

GODIŠNJA NERAVNOMJERNOST SAOBRAĆAJNOG TOKA TRAFFIC FLOW ANNUAL VARIATION

Automatski brojač broj - Automatic counter number
 Lokalizet - Location / Stacionaža - Mileage [km+m]
 Broj puta - Road number / Dionica - Section

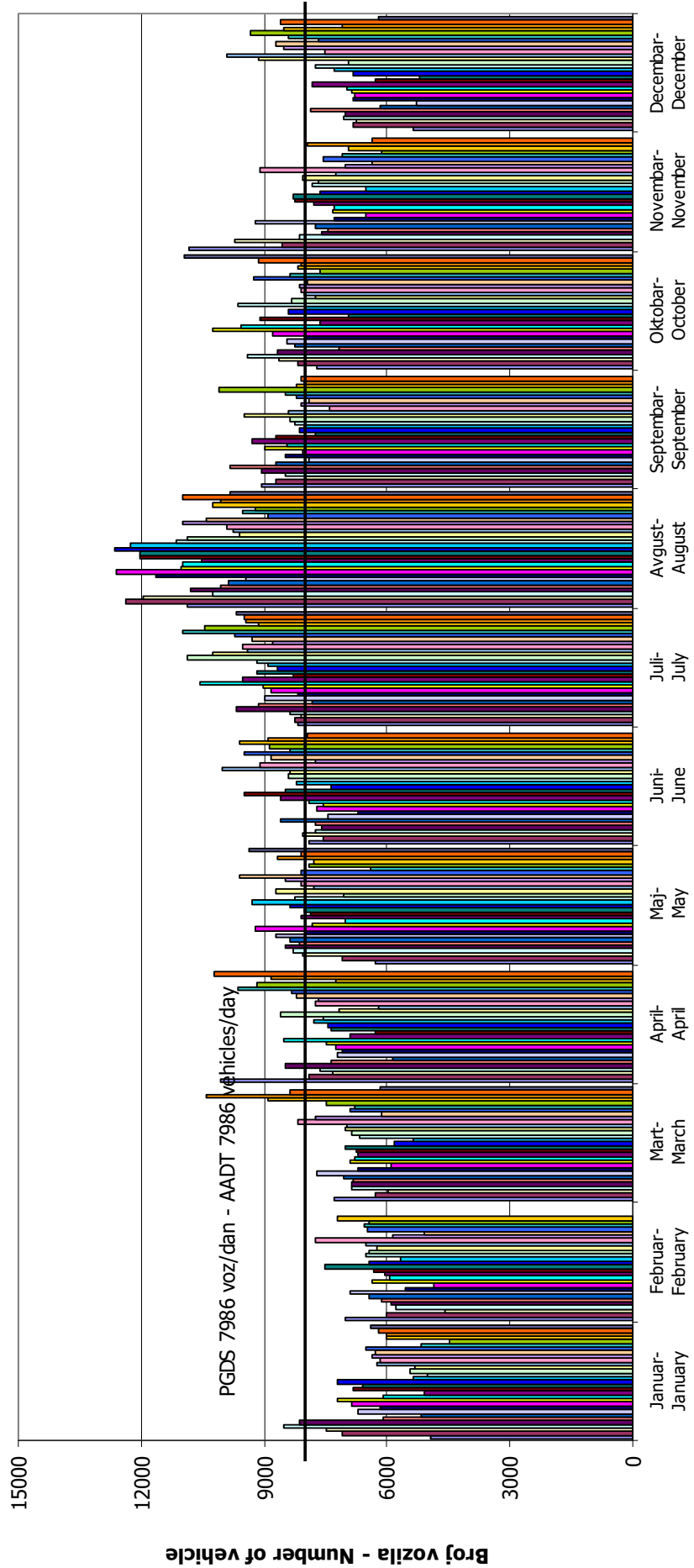
000014
 Kladari / 3+163,00
 M 17 / Johovac - Rudanka



**DNEVNA NERAVNOMJERNOST SAOBRAĆAJNOG TOKA
 TRAFFIC FLOW DAILY VARIATION**

Automatski brojač broj - Automatic counter number
 Lokalizet - Location / Stacionaža - Mileage [km+tm]
 Broj puta - Road number/ Dionica - Section

000014
 Kladari / 3+163,00
 M 17 / Johovac - Rudanka

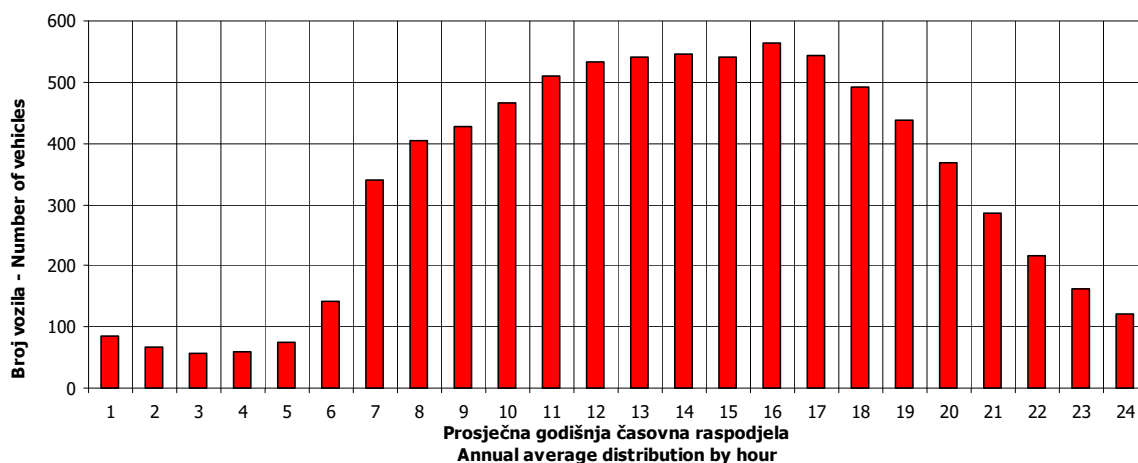


VREMENSKA RASPODJELA SAOBRAĆAJNOG TOKA TRAFFIC FLOW TIME DISTRIBUTION

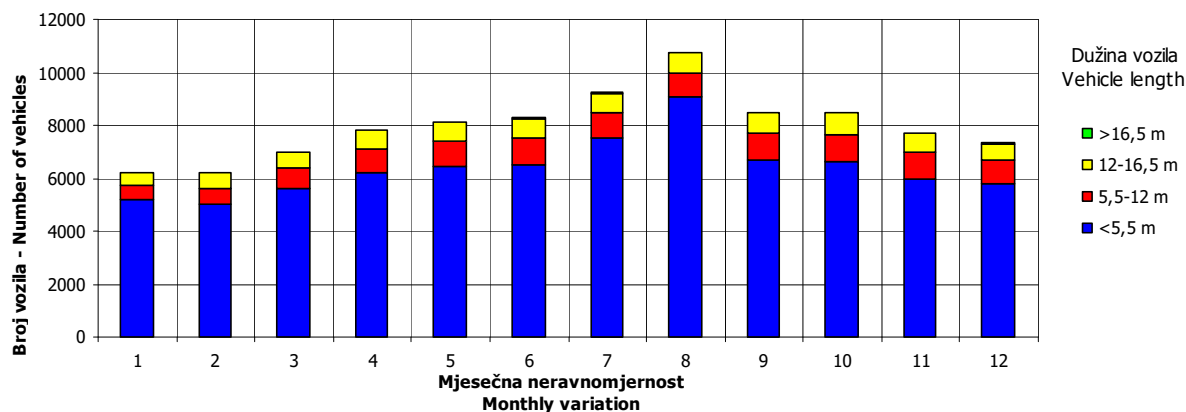
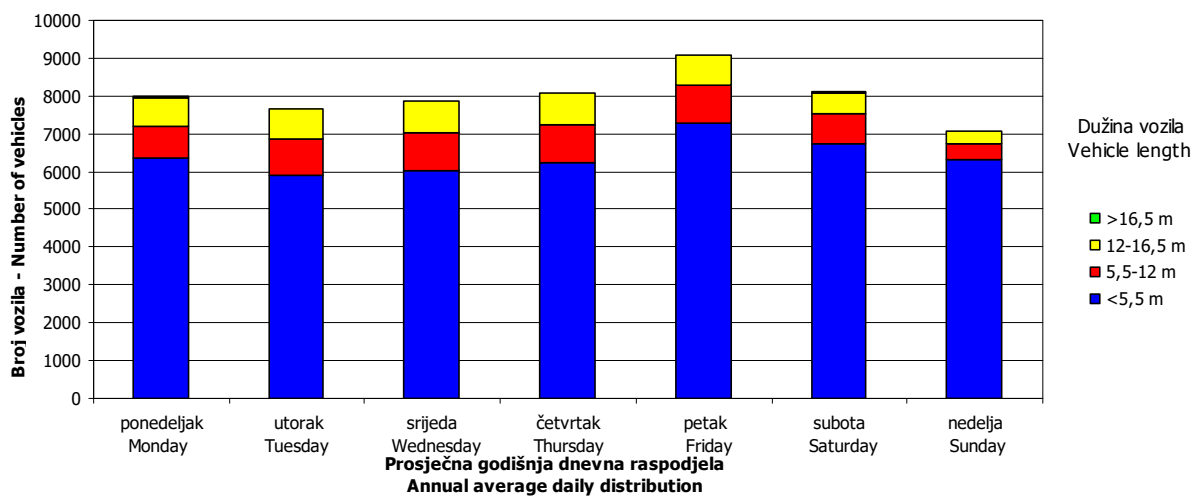
Automatski brojač broj - Automatic counter number
 Lokalizet - Location / Stacionaža - Mileage [km+m]
 Broj puta - Road number / Dionica - Section

000014
 Kladari / 3+163,00
 M 17 / Johovac - Rudanka

PGDS 7986 voz/dan AADT 7986 veh/day



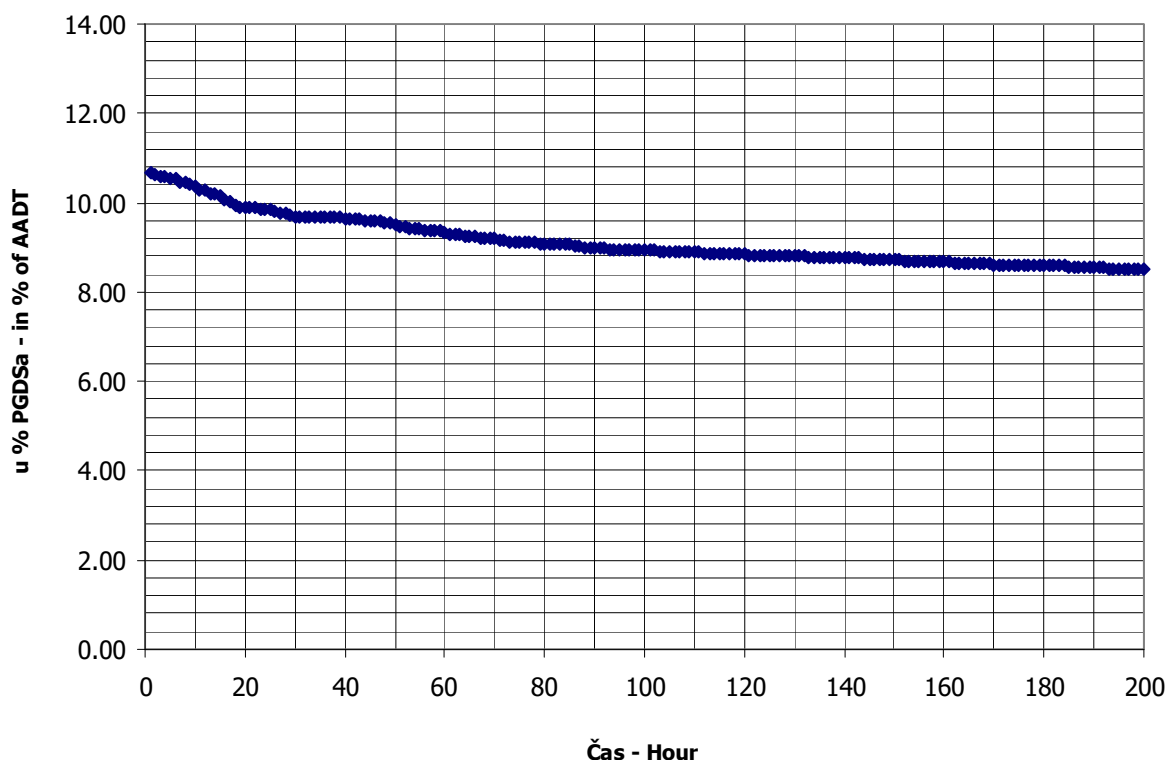
14



SATNA DISTRIBUCIJA SAOBRAĆAJNOG TOKA
TRAFFIC FLOW HOURLY DISTRIBUTION

Automatski brojač broj - Automatic counter number 000014
 Lokalitet - Location / Stacionaža - Mileage [km+m] Kladari / 3+163,00
 Broj puta - Road number / Dionica - Section M 17 / Johovac - Rudanka

PGDS - AADT	7986 voz/dan - veh/day								
Čas - Hour	Maksimalni vršni sat - Maximum peak hour	10	20	30	40	50	100	200	
Sat u danu - Hour of day		11	13	14	12	18	15	14	12
Sat u godini - Hour in year		5483	5461	5318	5316	5130	2103	5126	4212
Dan - Day of week	subota - Saturday	petak - Friday	subota - Saturday	subota - Saturday	petak - Friday	petak - Friday	petak - Friday	petak - Friday	utorak - Tuesday
Datum - Date	17	16	10	10	2	29	2	25	
Mjesec - Month	avgust - August	avgust - August	avgust - August	avgust - August	avgust - August	mart - March	avgust - August	avgust - August	juni - June
Vrijednost - Value	853	822	790	773	770	756	713	679	
% - percent	10.68	10.29	9.89	9.68	9.64	9.47	8.93	8.50	



BROJANJE VOZILA NA MREŽI PUTEVA U REPUBLICI SRPSKOJ – 2013. GODINA
VEHICLE COUNTING ON THE ROAD NETWORK OF THE REPUBLIC OF SRPSKA – YEAR 2013

MJESEČNI BROJ VOZILA
MONTHLY NUMBER OF VEHICLES

Automatski brojač broj - Automatic counter number 000015
 Lokalitet - Location / Stacionaža - Mileage [km+m] Karuše / 3+636,00
 Broj puta - Road number / Dionica - Section M 17 / Doboj - granica / border RS (Karuše)

	Mjesec - Month											
	Januar- January	Februar- February	Mart- March	April- April	Maj- May	Jun- June	Juli- July	August- August	Septembar- September	Oktoibar- October	Novembar- November	Decembar- December
1	6960	12624	12455	16202	8558	14445	14711	17631	14102	15416	17085	8427
2	11562	12019	12507	13805	12032	11602	14713	19372	15239	11475	15301	11944
3	13771	7732	10153	13238	15358	13863	14662	19097	14434	13725	13537	11584
4	14898	10822	12180	13442	14840	13306	14632	15456	14744	13689	14072	12461
5	13941	11107	12471	14626	12596	13688	16713	18334	14927	14067	13093	12059
6	9865	11604	12575	13883	13207	13670	16287	17956	16501	14487	13497	13339
7	9994	11467	12838	9922	14266	15018	12374	17247	15467	15914	13611	12140
8	11896	12695	14061	13050	14889	14026	15412	15318	12374	14953	15718	8988
9	10871	11581	12917	12711	14183	10771	14111	18598	14580	11335	13773	12299
10	12257	7800	9535	12805	15758	13292	14733	20243	13972	13994	10739	12365
11	13021	11464	12283	13295	14558	14151	14677	16404	15325	14652	12957	12250
12	12198	11266	12430	14908	11657	14230	17101	19034	15036	14052	12785	12602
13	8963	11169	12576	13837	13600	14644	16042	18327	16196	14782	13230	13747
14	11765	11559	11924	10133	14077	16207	12643	19030	15362	17093	13543	12751
15	11978	12738	12199	13112	13968	15600	15755	18980	12470	16660	14939	9042
16	12423	11729	11607	13115	14341	11398	14919	20453	15624	11680	13933	12064
17	12819	8754	9220	13368	15829	14450	15217	20148	15384	15163	10510	12609
18	12309	11631	12375	13569	14882	13737	15287	16958	12006	15725	13297	12565
19	11202	11400	12219	14642	11130	14109	17230	17978	14358	14524	12885	12793
20	8501	11495	12625	13715	14607	14500	16956	16858	13880	11663	13454	14213
21	11248	11520	12484	10121	13935	16133	13654	17004	14140	13925	12883	16042
22	11467	14376	14118	13411	14061	15671	16113	16678	14463	13762	14444	11908
23	11651	11891	14445	13365	14135	12802	15395	18064	15690	14104	13673	15161
24	11485	8474	9969	15589	15700	14963	16037	17409	15046	13928	9965	15315
25	11695	11674	12829	14169	14239	16011	16104	13872	11548	15056	11945	14042
26	9975	11463	11854	15651	10557	15533	17686	16315	14063	14510	12693	14977
27	7639	11616	12710	15677	13814	15777	17278	15511	13759	11363	10036	16361
28	11102	12708	14588	11356	13556	15997	14142	16105	14271	13886	11887	15889
29	11464		16577	15334	14183	15581	16203	15923	14192	13496	13086	12110
30	11219		14378	17213	14255	12296	16783	17750	16471	14358	11780	16753
31	11412		10735		15730		16537	17341		16620		12140
Ukupno- Total	351551	316378	385837	409264	428501	427471	480107	545394	435624	440057	394351	400940
Prosjek- Average	11340	28762	12446	13642	13823	14249	15487	17593	14521	14195	13145	12934
Godišnji prosjek (PGDS) - Annual average (AADT)												13741

BROJANJE VOZILA NA MREŽI PUTEVA U REPUBLICI SRPSKOJ – 2013. GODINA
VEHICLE COUNTING ON THE ROAD NETWORK OF THE REPUBLIC OF SRPSKA – YEAR 2013

STRUKTURA SAOBRAĆAJNOG TOKA
TRAFFIC FLOW COMPOSITION

Automatski brojač broj - Automatic counter number 000015
 Lokalitet - Location / Stacionaža - Mileage [km+m] Karuše / 2+530,00
 Broj puta - Road number / Dionica - Section M 17 / Doboj - granica / border RS (Karuše)

Mjesec - Month	Smjer - Direction	Dužina vozila - Vehicle length								Ukupno - Total
		< 5,5 m	(%)	5,5 - 12 m	(%)	12 - 16,5 m	(%)	< 16,5 m	(%)	
Januar - January	I	148527	86.3	14223	8.3	8997	5.2	265	0.2	172012
	II	154458	86.0	15452	8.6	8925	5.0	704	0.4	179539
	ukupno - total	302985	86.2	29675	8.4	17922	5.1	969	0.3	351551
Februar - February	I	135139	85.1	14387	9.1	9008	5.7	261	0.2	158795
	II	132854	84.3	15258	9.7	8722	5.5	749	0.5	157583
	ukupno - total	267993	84.7	29645	9.4	17730	5.6	1010	0.3	316378
Mart - March	I	168083	85.8	16708	8.5	10757	5.5	262	0.1	195810
	II	160589	84.5	18345	9.7	10428	5.5	665	0.3	190027
	ukupno - total	328672	85.2	35053	9.1	21185	5.5	927	0.2	385837
April - April	I	174808	85.5	17907	8.8	11514	5.6	206	0.1	204435
	II	172482	84.2	20137	9.8	11682	5.7	528	0.3	204829
	ukupno - total	347290	84.9	38044	9.3	23196	5.7	734	0.2	409264
Maj - May	I	182440	85.3	18883	8.8	11700	5.5	862	0.4	213885
	II	181472	84.6	20769	9.7	12039	5.6	336	0.2	214616
	ukupno - total	363912	84.9	39652	9.3	23739	5.5	1198	0.3	428501
Juni - June	I	186108	85.7	18486	8.5	11614	5.3	987	0.5	217195
	II	178187	84.7	19618	9.3	12233	5.8	238	0.1	210276
	ukupno - total	364295	85.2	38104	8.9	23847	5.6	1225	0.3	427471
Juli - July	I	211740	86.5	19242	7.9	12805	5.2	1110	0.5	244897
	II	200757	85.4	21081	9.0	13205	5.6	167	0.1	235210
	ukupno - total	412497	85.9	40323	8.4	26010	5.4	1277	0.3	480107
Avgust - August	I	235876	87.8	19413	7.2	12274	4.6	1025	0.4	268588
	II	243434	87.9	20926	7.6	12272	4.4	174	0.1	276806
	ukupno - total	479310	87.9	40339	7.4	24546	4.5	1199	0.2	545394
Septembar - September	I	182189	84.3	20533	9.5	12267	5.7	1052	0.5	216041
	II	185002	84.3	21909	10.0	12400	5.6	272	0.1	219583
	ukupno - total	367191	84.3	42442	9.7	24667	5.7	1324	0.3	435624
Oktobar - October	I	187726	84.8	20502	9.3	12748	5.8	524	0.2	221500
	II	182794	83.6	22697	10.4	12557	5.7	509	0.2	218557
	ukupno - total	370520	84.2	43199	9.8	25305	5.8	1033	0.2	440057
Novembar - November	I	165220	84.0	19032	9.7	11501	5.8	923	0.5	196676
	II	165496	83.7	20140	10.2	11319	5.7	720	0.4	197675
	ukupno - total	330716	83.9	39172	9.9	22820	5.8	1643	0.4	394351
Decembar - December	I	174901	85.3	18670	9.1	11132	5.4	325	0.2	205028
	II	164249	83.8	20101	10.3	10635	5.4	927	0.5	195912
	ukupno - total	339150	84.6	38771	9.7	21767	5.4	1252	0.3	400940
Ukupno (godišnje) - Total (annual)	I	2152757	85.6	217986	8.7	136317	5.4	7802	0.3	2514862
	II	2121774	84.9	236433	9.5	136417	5.5	5989	0.2	2500613
	ukupno - total	4274531	85.2	454419	9.1	272734	5.4	13791	0.3	5015475
Prosjek (PGDS) - Average (AADT)	I	5898	85.6	597	8.7	373	5.4	21	0.3	6890
	II	5813	84.9	648	9.5	374	5.5	16	0.2	6851
	ukupno - total	11711	85.2	1245	9.1	747	5.4	38	0.3	13741

BRONANJE VOZILA NA MREŽI PUTEVA U REPUBLICI SRPSKOJ – 2013. GODINA
VEHICLE COUNTING ON THE ROAD NETWORK OF THE REPUBLIC OF SRPSKA – YEAR 2013

SAOBRAĆAJNI POKAZATELJI

000015
 Karuše / 3+636,00
 M 17 / Doboj - granica / border RS (Karuše)

Automatski brojač broj
 Lokalizet / Stacionaža [km+m]
 Broj puta / Dionica

Mjesec	Smjer	minimalni čas		maksimalni čas		minimalni dan		maksimalni dan		dnevni prosjek (05-21 h)	noćni prosjek (21-05 h)	prosjek radnim danom	prosjek vikendom	ljetni prosjek
		datum/dan	čas	voz/h	voz/dan	datum/dan	voz/dan	voz/dan	voz/dan					
Januar	I	10/četvrtak	3	11	4/petak	11	603	1/utorak	3018	6969	5128	3503	2045	
	II	21/ponedjeljak	2	8	5/subota	12	753	1/utorak	3942	7929	5386	3533	2259	
	I+II	21/ponedjeljak	2	19	5/subota	12	1280	1/utorak	6960	14898	10514	7036	4304	
Februar	I	4/ponedjeljak	2	8	22/petak	13	592	10/nedjelja	3574	7326	5254	4262	1409	
	II	7/četvrtak	3	9	9/subota	12	581	3/nedjelja	4113	7050	5254	4181	1447	
	I+II	4/ponedjeljak	2	21	23/subota	12	1143	3/nedjelja	7732	14376	10509	8443	2856	
Mart	I	5/utorak	2	14	29/petak	12	690	17/nedjelja	4354	9228	5806	4462	1855	
	II	29/petak	2	10	2/subota	12	599	17/nedjelja	4866	7349	5664	4260	1870	
	I+II	18/ponedjeljak	2	30	29/petak	15	1208	17/nedjelja	9220	16577	11470	8722	3725	
April	I	2/utorak	2	16	30/utorak	15	662	7/nedjelja	4619	8889	6242	5176	1638	
	II	30/utorak	2	12	1/ponedjeljak	14	773	21/nedjelja	5267	9226	6306	5178	1650	
	I+II	15/ponedjeljak	2	30	1/ponedjeljak	14	1351	7/nedjelja	9922	17213	12548	10354	3288	
Maj	I	22/srijeda	2	17	3/petak	11	628	1/srijeda	4394	8118	6244	4215	2685	
	II	7/utorak	1	15	11/subota	12	677	1/srijeda	4164	7887	6322	4195	2728	
	I+II	20/ponedjeljak	2	39	24/petak	15	1233	17/nedjelja	8558	15829	12566	8410	5413	
Juni	I	3/ponedjeljak	3	16	7/petak	12	637	9/nedjelja	5128	8679	6460	4987	2253	7240
	II	4/utorak	1	15	25/utorak	15	676	9/nedjelja	5643	8265	6341	4789	2220	7009
	I+II	4/utorak	1	33	25/utorak	15	1195	9/nedjelja	10771	16207	12801	1448	9776	14249
Juli	I	3/srijeda	2	23	12/petak	12	696	7/nedjelja	6013	9279	6992	5923	1977	7900
	II	10/srijeda	2	17	27/subota	12	674	7/nedjelja	6361	8414	6800	5713	1874	7587
	I+II	2/utorak	2	47	12/petak	15	1294	7/nedjelja	12374	17686	13792	11636	3851	15487
Avgust	I	27/utorak	2	29	10/subota	11	797	25/nedjelja	6059	10464	7586	6225	2439	8664
	II	21/srijeda	2	24	17/subota	12	821	8/četvrtak	7461	10916	7941	6306	2623	8929
	I+II	27/utorak	2	55	10/subota	11	1513	25/nedjelja	13872	20453	15527	12531	5062	17593
Septembar	I	28/subota	1	13	6/petak	15	749	25/srijeda	5465	8630	6546	5141	2060	7201
	II	27/petak	2	14	24/utorak	12	686	25/srijeda	6083	8174	6698	5151	2168	7319
	I+II	21/subota	1	35	6/petak	15	1350	25/srijeda	11548	16501	12777	10293	4228	14521
Oktobar	I	22/utorak	2	13	14/ponedjeljak	15	866	2/srijeda	5357	9207	6574	5380	1766	
	II	30/srijeda	2	12	15/utorak	11	691	27/nedjelja	5905	8204	6529	521	5285	1765
	I+II	30/srijeda	2	31	14/ponedjeljak	15	1516	9/srijeda	11335	17093	13103	10665	3531	
Novembar	I	19/utorak	2	11	15/petak	16	762	24/nedjelja	4559	9132	6092	4532	2024	
	II	1/ponedjeljak	2	5	2/subota	12	752	27/srijeda	4931	8201	6153	436	2179	
	I+II	19/utorak	2	20	15/petak	16	1355	24/nedjelja	9965	17085	12245	900	8942	4203
Decembar	I	16/ponedjeljak	2	10	30/ponedjeljak	12	727	1/nedjelja	3943	9503	6115	499	1784	
	II	2/ponedjeljak	2	6	28/subota	12	769	1/nedjelja	4484	8380	5895	425	4643	1677
	I+II	2/ponedjeljak	2	18	28/subota	12	1491	1/nedjelja	8427	16753	12010	924	9472	3461
Godina	I	4.2/ponedjeljak	2	8	14.10/ponedjeljak	15	866	1/utorak	3018	10464	6260	630	6346	7760
	II	11.11/ponedjeljak	2	5	17.8/subota	12	821	1.1/utorak	3942	10916	6281	570	7020	6484
	I+II	2.12/ponedjeljak	2	18	14.10/ponedjeljak	15	1516	1.1/utorak	6960	20453	12542	1199	14160	12830

BROJANJE VOZILA NA MREŽI PUTEVA U REPUBLICI SRPSKOJ – 2013. GODINA
VEHICLE COUNTING ON THE ROAD NETWORK OF THE REPUBLIC OF SRPSKA – YEAR 2013

TRAFFIC PARAMETERS

000015
 Karuše / 3+636,00
 M 17 / Doboj - granica / border RS (Karuše)

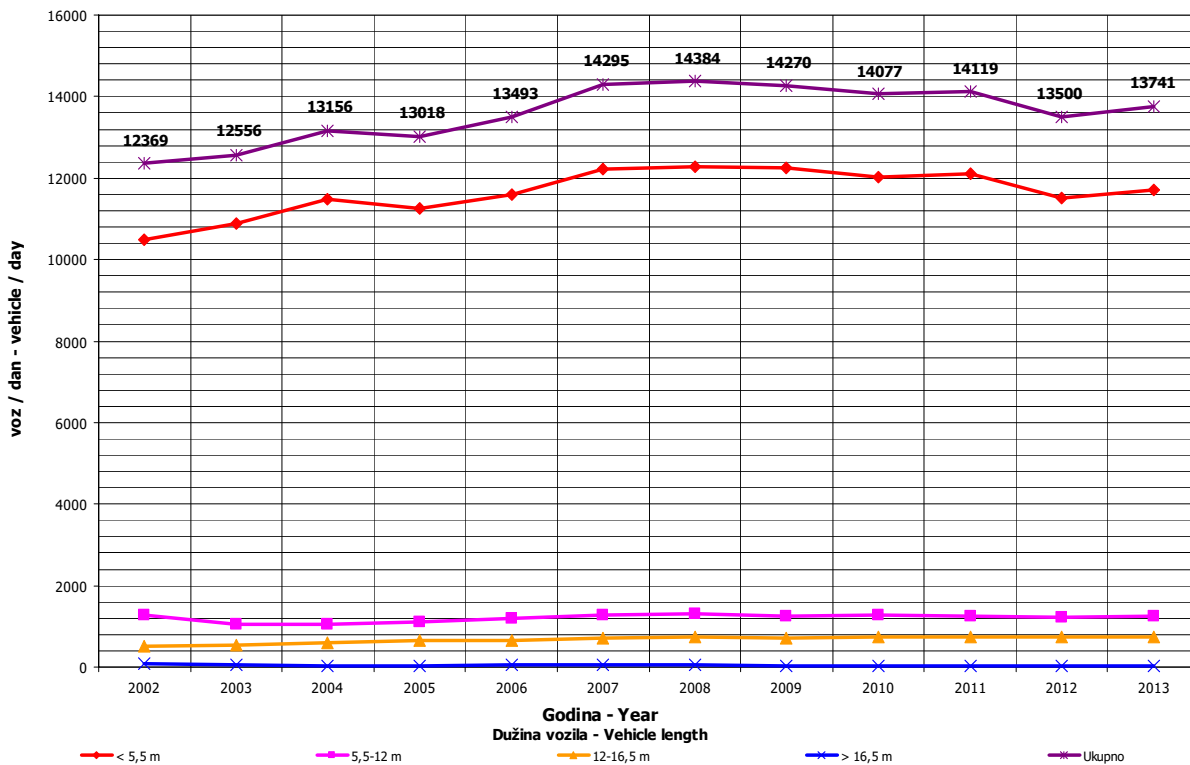
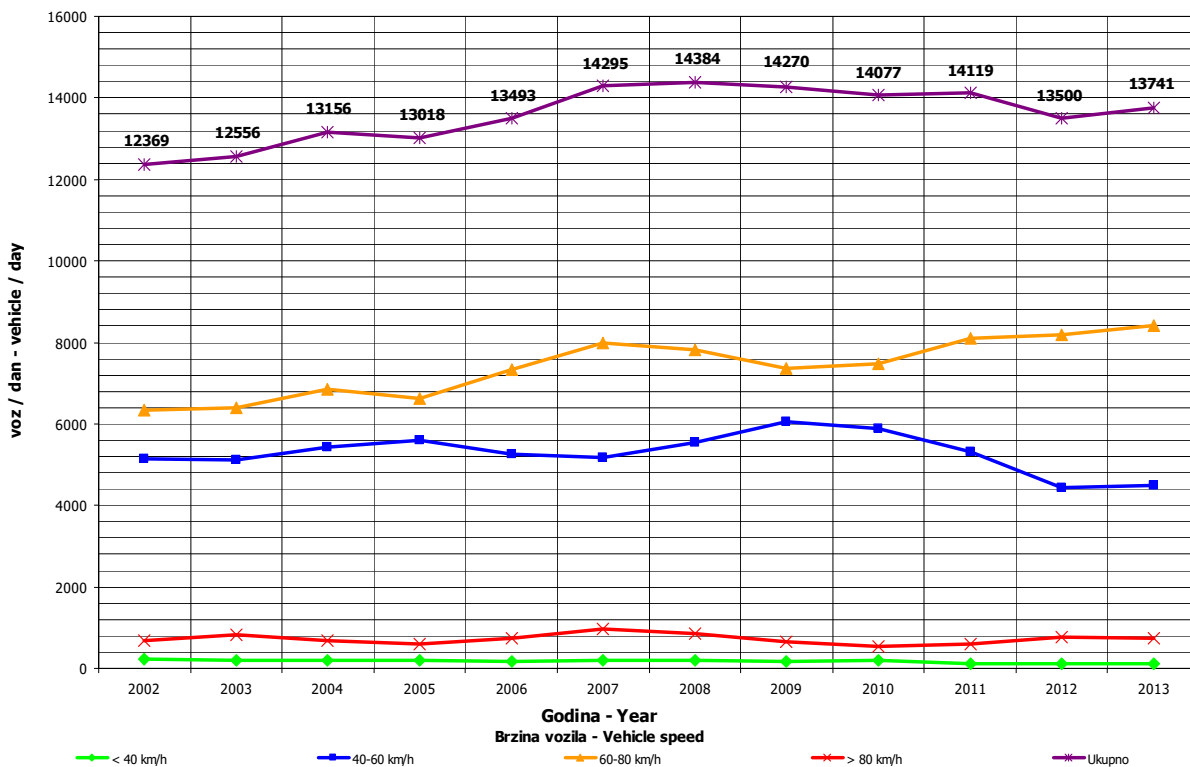
Automatic counter number
 Location / Mileage [km+m]
 Road number / Section

Month	Direction	minimum hour		maximum hour		minimum day		maximum day		day time average (5-21 h)	night average (21-05 h)	working day average	weekend average	summer average
		date/day	hour	veh/h	date/day	hour	veh/day	date/day	veh/day					
January	I	10/Thursday	3	11	4/Friday	11	603	1/Tuesday	3018	6969	5128	421	3503	2045
	II	21/Monday	2	8	5/Saturday	12	753	1/Tuesday	3942	7929	5386	406	3533	2259
	I+II	21/Monday	2	19	5/Saturday	12	1280	1/Tuesday	6960	14898	10514	827	7036	4304
February	I	4/Monday	2	8	22/Friday	13	592	10/Sunday	3574	7326	5254	417	4262	1409
	II	7/Thursday	3	9	9/Saturday	12	581	3/Sunday	4113	7050	5254	374	4181	1447
	I+II	4/Monday	2	21	23/Saturday	12	1143	3/Sunday	7732	14376	10509	791	8443	2856
March	I	5/Tuesday	2	14	29/Friday	12	690	17/Sunday	4354	9228	5806	510	4462	1855
	II	29/Friday	2	10	2/Saturday	12	599	17/Sunday	4866	7349	5664	466	4260	1870
	I+II	18/Monday	2	30	29/Friday	15	1208	17/Sunday	9220	16577	11470	977	8722	3725
April	I	2/Tuesday	2	16	30/Tuesday	15	662	7/Sunday	4619	8889	6242	572	5176	1638
	II	30/Tuesday	2	12	1/Monday	14	773	21/Sunday	5267	9226	6306	522	5178	1650
	I+II	15/Monday	2	30	1/Monday	14	1351	7/Sunday	9922	17213	12548	1094	10354	3288
May	I	22/Wednesday	2	17	3/Friday	11	628	1/Wednesday	4394	8118	6244	656	4215	2685
	II	7/Tuesday	1	15	11/Saturday	12	677	1/Wednesday	4164	7887	6322	601	4195	2728
	I+II	20/Monday	2	39	24/Friday	15	1233	1/Wednesday	8528	15829	12566	1257	8410	5413
June	I	3/Monday	3	16	7/Friday	12	637	9/Sunday	5128	8679	6460	780	4987	2253
	II	4/Tuesday	1	15	25/Tuesday	15	676	9/Sunday	5643	8265	6341	668	4789	2220
	I+II	4/Tuesday	1	33	25/Tuesday	15	1195	9/Sunday	10771	16207	12801	1448	9776	4473
July	I	3/Wednesday	2	23	12/Friday	12	696	7/Sunday	6013	9279	6992	908	5923	1977
	II	10/Wednesday	2	17	27/Saturday	12	674	7/Sunday	6361	8414	6800	787	5713	1874
	I+II	2/Tuesday	2	47	12/Friday	15	1294	7/Sunday	12374	17686	13792	1695	11636	3851
August	I	27/Tuesday	2	29	10/Saturday	11	797	25/Sunday	6059	10464	7586	1078	6225	2439
	II	21/Wednesday	2	24	17/Saturday	12	821	8/Thursday	7461	10916	7941	988	6306	2623
	I+II	27/Tuesday	2	55	10/Saturday	11	1513	25/Sunday	13872	20453	15527	2066	12531	5062
September	I	28/Saturday	1	13	6/Friday	15	749	25/Wednesday	5465	8630	6546	656	5141	2060
	II	27/Friday	2	14	24/Tuesday	12	686	25/Wednesday	6083	8174	6698	621	5151	2168
	I+II	21/Saturday	1	35	6/Friday	15	1350	25/Wednesday	11548	16501	13244	1277	10293	4228
October	I	22/Tuesday	2	13	14/Monday	15	866	2/Wednesday	5357	9207	6574	571	5380	1766
	II	30/Wednesday	2	12	15/Tuesday	11	691	27/Sunday	5905	8204	6529	521	5285	1765
	I+II	30/Wednesday	2	31	14/Monday	15	1516	9/Wednesday	11335	17093	13103	1092	10665	3531
November	I	19/Tuesday	2	11	15/Friday	16	762	24/Sunday	4559	9132	6092	464	4532	2024
	II	11/Monday	2	5	2/Saturday	12	752	27/Wednesday	4931	8201	6153	436	4410	2179
	I+II	19/Tuesday	2	20	15/Friday	16	1355	24/Sunday	9965	17085	12245	900	8942	4203
December	I	16/Monday	2	10	30/Monday	12	727	1/Sunday	3943	9503	6115	499	4830	1784
	II	2/Monday	2	6	28/Saturday	12	769	1/Sunday	4484	8380	5895	425	4643	1677
	I+II	2/Monday	2	18	28/Saturday	12	1491	1/Sunday	8427	16753	12010	924	9472	3461
Year	I	4.2/Monday	2	8	14.10/Monday	15	866	1.1/Tuesday	3018	10464	6260	630	7140	7760
	II	1.1.11/Monday	2	5	17.8/Saturday	12	821	1.1/Tuesday	3942	10916	6281	570	7020	6484
	I+II	2.12/Monday	2	18	14.10/Monday	15	1516	1.1/Tuesday	6960	20453	12542	1199	14160	12830

GODIŠNJA NERAVNOMJERNOST SAOBRAĆAJNOG TOKA TRAFFIC FLOW ANNUAL VARIATION

Automatski brojač broj - Automatic counter number
 Lokalizet - Location / Stacionaža - Mileage [km+m]
 Broj puta - Road number / Dionica - Section

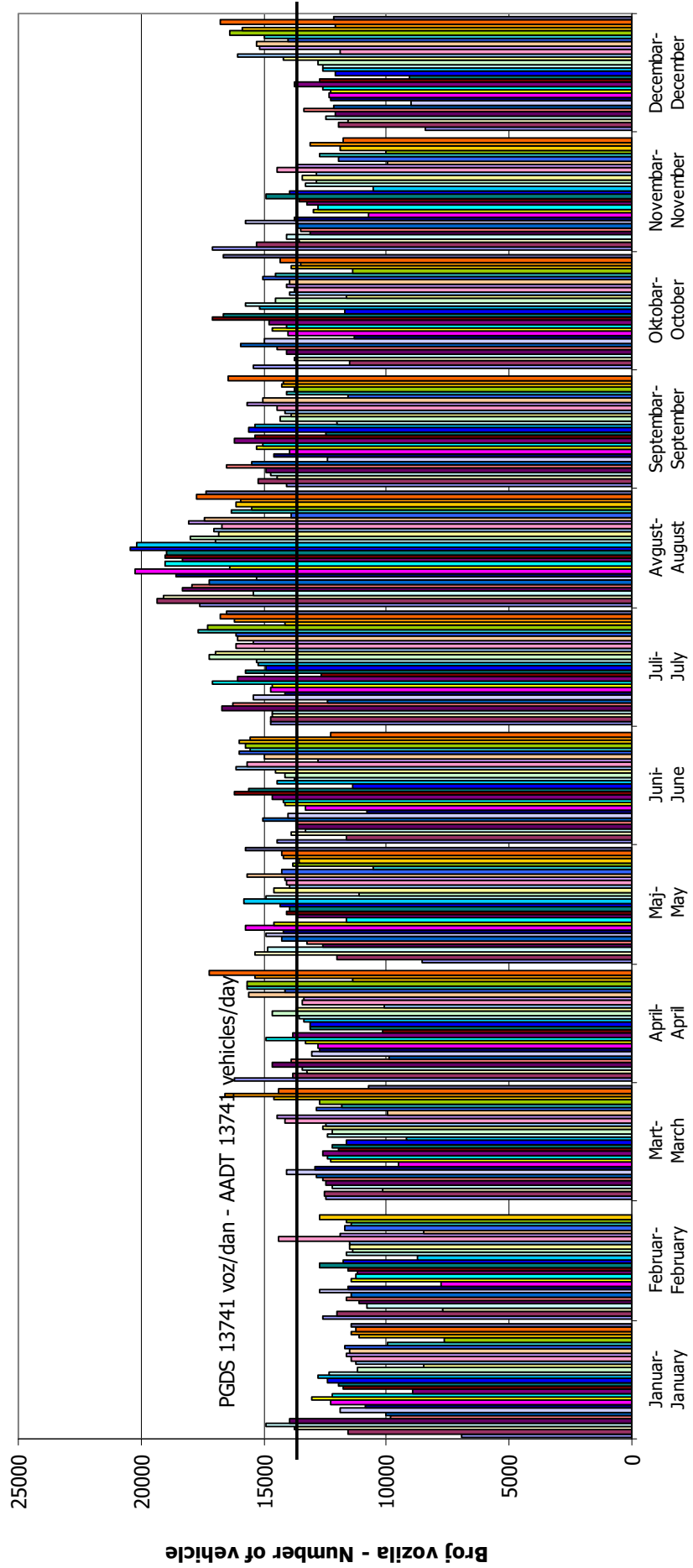
000015
 Karuše / 2+530,00
 M 17 / Doboj - granica / border RS (Karuše)



**DNEVNA NERAVNOMJERNOST SAOBRAĆAJNOG TOKA
 TRAFFIC FLOW DAILY VARIATION**

Automatski brojač broj - Automatic counter number
 Lokalizet - Location / Stacionaža - Mileage [km+tm]
 Broj puta - Road number/ Dionica - Section

000015
 Karuše / 3+636,00
 M 17 / Doboj - granica / border RS (Karuše)

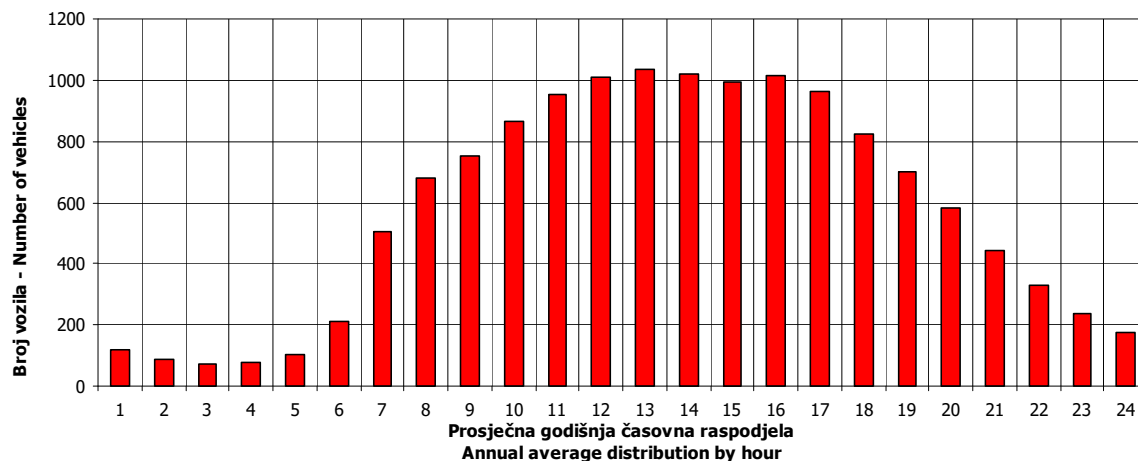


VREMENSKA RASPODJELA SAOBRAĆAJNOG TOKA TRAFFIC FLOW TIME DISTRIBUTION

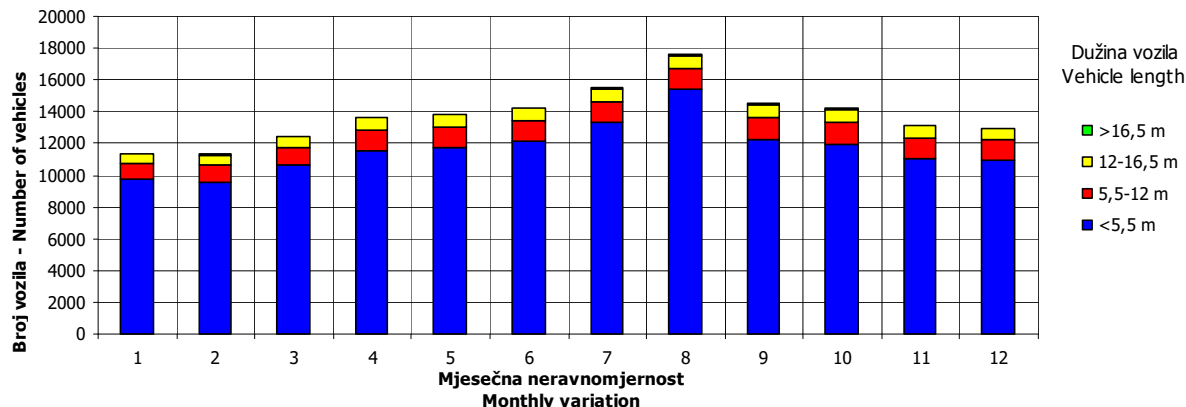
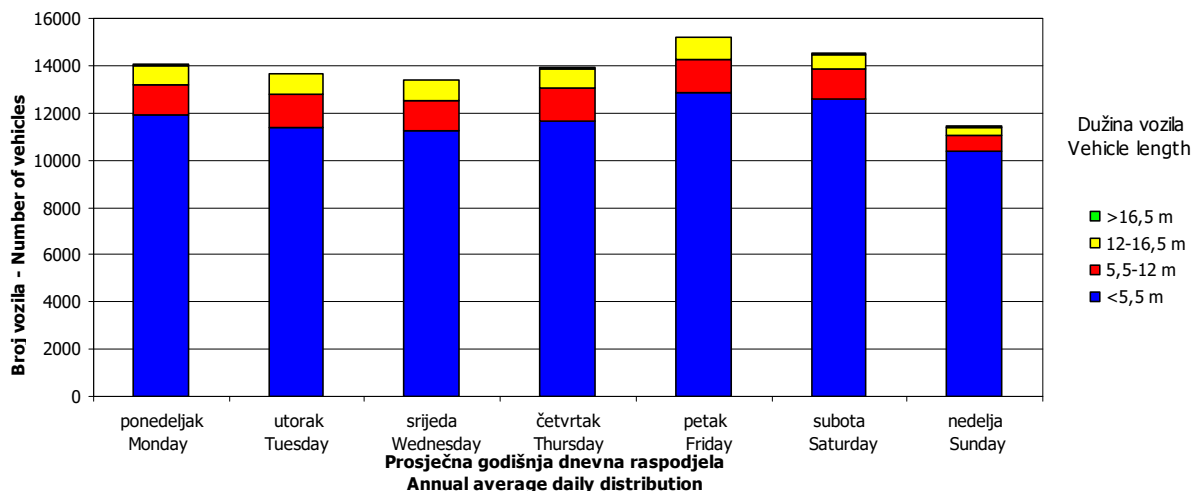
Automatski brojač broj - Automatic counter number
 Lokalizet - Location / Stacionaža - Mileage [km+m]
 Broj puta - Road number / Dionica - Section

000015
 Karuše / 2+530,00
 M 17 / Doboj - granica / border RS (Karuše)

PGDS 13741 voz/dan AADT 13741 veh/day



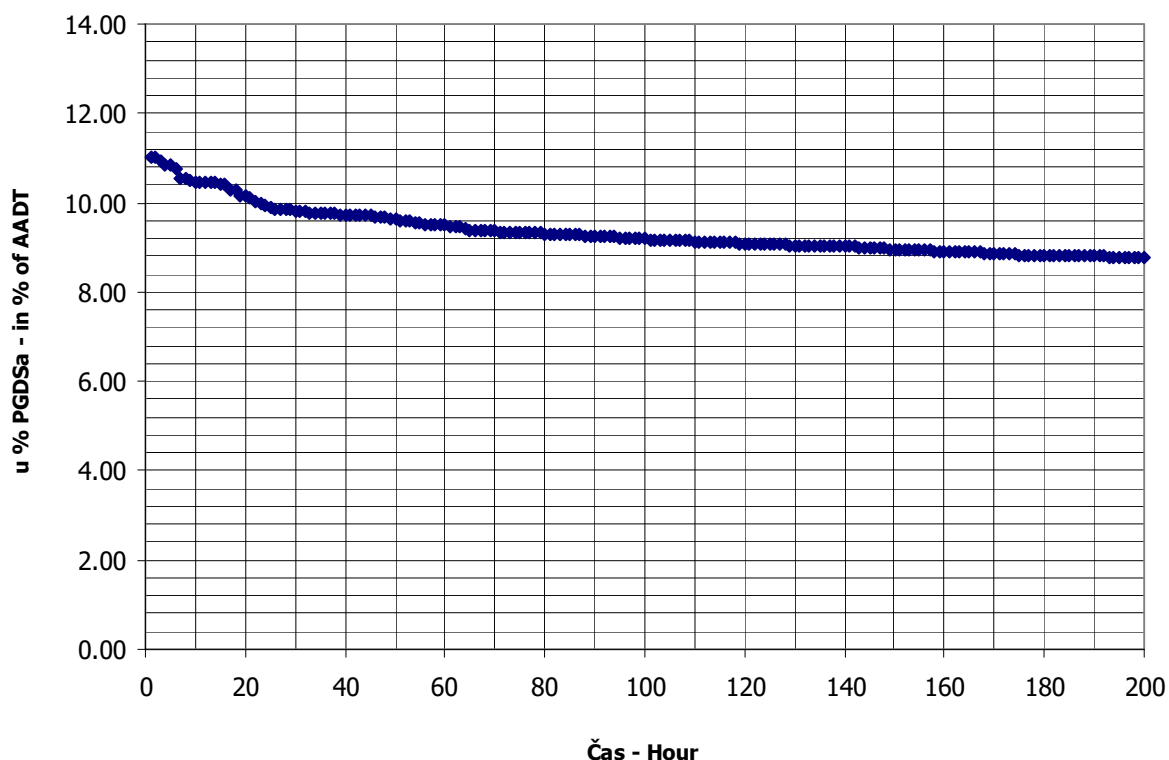
15



SATNA DISTRIBUCIJA SAOBRAĆAJNOG TOKA TRAFFIC FLOW HOURLY DISTRIBUTION

Automatski brojač broj - Automatic counter number 000015
 Lokalizet - Location / Stacionaža - Mileage [km+m] Karuše / 2+530,00
 Broj puta - Road number / Dionica - Section M 17 / Doboj - granica / border RS (Karuše)

PGDS - AADT	13741 voz/dan - veh/day							
Čas - Hour	Maksimalni vršni sat - Maximum peak hour	10	20	30	40	50	100	200
Sat u danu - Hour of day	15	12	12	13	14	12	12	13
Sat u godini - Hour in year	6879	5532	5412	8653	5438	5748	4620	6949
Dan - Day of week	ponedeljak - Monday	ponedeljak - Monday	srijeda - Wednesday	petak - Friday	četvrtak - Thursday	srijeda - Wednesday	petak - Friday	četvrtak - Thursday
Datum - Date	14	19	14	27	15	28	12	17
Mjesec - Month	oktobar - October	avgust - August	avgust - August	decembar - December	avgust - August	avgust - August	juli - July	oktobar - October
Vrijednost - Value	1516	1436	1389	1347	1336	1318	1260	1205
% - percent	11.03	10.45	10.11	9.80	9.72	9.59	9.17	8.77



AUTOMATSKI BROJAČ UNIŠTEN
AUTOMATIC COUNTER DESTROYED

BROJANJE VOZILA NA MREŽI PUTEVA U REPUBLICI SRPSKOJ – 2013. GODINA
VEHICLE COUNTING ON THE ROAD NETWORK OF THE REPUBLIC OF SRPSKA – YEAR 2013

MJESEČNI BROJ VOZILA
MONTHLY NUMBER OF VEHICLES

Automatski brojač broj - Automatic counter number
 Lokalitet - Location / Stacionaža - Mileage [km+m]
 Broj puta - Road number / Dionica - Section

000017
 Podbrđe / 11+596,00
 M 4 / Čelinac - Kotor Varoš

	Mjesec - Month											
	Januar- January	Februar- February	Mart- March	April- April	Maj- May	Juni- June	Juli- July	August- August	Septembar- September	Oktober- October	Novembar- November	Decembar- December
1	1873	2716	2657	3151	2351	2707	3022	3481	2880	3038	3390	2080
2	2272	2345	2323	2765	2393	2450	3100	3693	3229	2839	2968	2706
3	2788	1382	2188	2636	2646	2887	2793	3894	2793	2946	2734	2615
4	3090	2137	2644	2840	2970	2775	3007	3362	2986	3350	3321	2649
5	2447	2250	2673	2736	2477	2933	3188	3863	3033	2935	3381	2716
6	1600	2410	2600	2433	3105	2873	2866	3454	3334	2825	2938	3093
7	1533	2442	2599	2059	3265	3219	2406	3360	2822	3076	2869	2587
8	2641	2670	2777	2649	3179	2590	3145	3641	2825	2894	3182	2230
9	2441	2257	2492	2543	2626	2410	2789	4209	2978	2896	2834	2786
10	2931	1657	2043	2623	3507	2884	2964	4221	2881	2846	2384	2544
11	2836	2397	2523	2834	2762	2976	3230	4080	2820	3134	2715	2539
12	2470	2328	2505	3016	2290	2889	3637	4987	2935	2991	2846	2721
13	1878	2206	2518	2398	2979	3207	3406	3843	3228	2457	2659	2928
14	2435	2408	2343	2357	3029	3381	2915	3542	3069	2951	2899	2552
15	2545	2857	2562	2911	3087	2981	3463	3756	2510	2744	3148	2110
16	2592	2501	2500	2828	3146	2519	3231	3561	2869	2792	2567	2598
17	2743	1907	2006	2690	3359	2881	3233	3211	2735	2781	2398	2558
18	2217	2457	2453	2744	3062	2942	3199	2915	2761	3485	2862	2546
19	2054	2343	2622	3025	2641	2962	3530	3184	3013	3032	2690	2545
20	2385	2412	2676	2710	3207	2975	3344	3233	3311	2592	2716	2969
21	2561	2307	2579	2388	2873	3480	2807	3165	2928	2939	2686	2422
22	2474	2842	2754	2850	2905	3267	3452	3136	2651	2858	3014	1958
23	2615	2158	2502	2830	2837	2659	3131	3692	2961	3058	2674	2574
24	2381	1794	2026	3051	3271	3480	3261	3013	2750	2977	2135	2401
25	2365	2412	2599	2986	2816	3457	3238	2682	3046	3044	2374	2542
26	1969	2389	2264	3392	2537	2963	3755	3064	2931	2632	2830	2770
27	1632	2384	2454	3166	2878	2805	3533	2904	3150	2250	2570	3183
28	2432	2429	2843	2527	2887	3189	3227	3024	3140	2808	2804	3196
29	2590		3429	3196	2968	2769	3856	2831	2512	2963	2713	2104
30	2430		2620	3675	2938	2440	3325	3183	2965	2804	2506	1992
31	2513		2433		3369		3425	2995		2848		2844
Ukupno- Total	73733	64797	78207	84009	90360	87950	99478	107179	88046	89785	83807	80058
Prosjek- Average	2378	5891	2523	2800	2915	2932	3209	3457	2935	2896	2794	2583
Godišnji prosjek (PGDS) - Annual average (AADT)												2815

BROJANJE VOZILA NA MREŽI PUTEVA U REPUBLICI SRPSKOJ – 2013. GODINA
VEHICLE COUNTING ON THE ROAD NETWORK OF THE REPUBLIC OF SRPSKA – YEAR 2013

STRUKTURA SAOBRAĆAJNOG TOKA
TRAFFIC FLOW COMPOSITION

Automatski brojač broj - Automatic counter number
 Lokalitet - Location / Stacionaža - Mileage [km+m]
 Broj puta - Road number / Dionica - Section

000017
 Podbrđe / 11+596,00
 M 4 / Čelinac - Kotor Varoš

Mjesec- Month	Smjer- Direction	Dužina vozila - Vehicle length								Ukupno- Total
		< 5,5 m	(%)	5,5 - 12 m	(%)	12 - 16,5 m	(%)	< 16,5 m	(%)	
Januar - January	I	32906	90.3	2856	7.8	525	1.4	140	0.4	36427
	II	33887	90.8	2685	7.2	691	1.9	43	0.1	37306
	ukupno - total	66793	90.6	5541	7.5	1216	1.6	183	0.2	73733
Februar - February	I	28789	88.6	2939	9.0	563	1.7	188	0.6	32479
	II	28862	89.3	2666	8.2	753	2.3	37	0.1	32318
	ukupno - total	57651	89.0	5605	8.7	1316	2.0	225	0.3	64797
Mart - March	I	34929	88.2	3609	9.1	782	2.0	268	0.7	39588
	II	34272	88.7	3308	8.6	997	2.6	42	0.1	38619
	ukupno - total	69201	88.5	6917	8.8	1779	2.3	310	0.4	78207
April - April	I	37002	87.5	3955	9.4	1001	2.4	325	0.8	42283
	II	36607	87.7	3721	8.9	1354	3.2	44	0.1	41726
	ukupno - total	73609	87.6	7676	9.1	2355	2.8	369	0.4	84009
Maj - May	I	40458	88.8	3781	8.3	1072	2.4	264	0.6	45575
	II	39789	88.8	3654	8.2	1295	2.9	47	0.1	44785
	ukupno - total	80247	88.8	7435	8.2	2367	2.6	311	0.3	90360
Juni - June	I	39377	88.9	3656	8.3	1021	2.3	222	0.5	44276
	II	38646	88.5	3715	8.5	1273	2.9	40	0.1	43674
	ukupno - total	78023	88.7	7371	8.4	2294	2.6	262	0.3	87950
Juli - July	I	44999	88.9	4480	8.8	1124	2.2	36	0.1	50639
	II	43264	88.6	4368	8.9	1180	2.4	27	0.1	48839
	ukupno - total	88263	88.7	8848	8.9	2304	2.3	63	0.1	99478
Avgust - August	I	47912	88.8	4790	8.9	1219	2.3	17	0.0	53938
	II	47463	89.1	4545	8.5	1208	2.3	25	0.0	53241
	ukupno - total	95375	89.0	9335	8.7	2427	2.3	42	0.0	107179
Septembar - September	I	39247	88.5	3959	8.9	1122	2.5	22	0.0	44350
	II	38472	88.0	4033	9.2	1143	2.6	48	0.1	43696
	ukupno - total	77719	88.3	7992	9.1	2265	2.6	70	0.1	88046
Oktobar - October	I	39774	87.5	4342	9.6	1300	2.9	31	0.1	45447
	II	38410	86.6	4501	10.2	1341	3.0	86	0.2	44338
	ukupno - total	78184	87.1	8843	9.8	2641	2.9	117	0.1	89785
Novembar - November	I	37033	88.4	3858	9.2	958	2.3	29	0.1	41878
	II	36900	88.0	4021	9.6	938	2.2	70	0.2	41929
	ukupno - total	73933	88.2	7879	9.4	1896	2.3	99	0.1	83807
Decembar - December	I	36345	88.9	3705	9.1	841	2.1	15	0.0	40906
	II	34508	88.1	3802	9.7	793	2.0	49	0.1	39152
	ukupno - total	70853	88.5	7507	9.4	1634	2.0	64	0.1	80058
Ukupno (godišnje) - Total (annual)	I	458771	88.6	45930	8.9	11528	2.2	1557	0.3	517786
	II	451080	88.5	45019	8.8	12966	2.5	558	0.1	509623
	ukupno - total	909851	88.6	90949	8.9	24494	2.4	2115	0.2	1027409
Prosjeak (PGDS) - Average (AADT)	I	1257	88.6	126	8.9	32	2.2	4	0.3	1419
	II	1236	88.5	123	8.8	36	2.5	2	0.1	1396
	ukupno - total	2493	88.6	249	8.9	67	2.4	6	0.2	2815

BRONJE VOZILA NA MREZI PUTEVA U REPUBLICI SRPSKOJ – 2013. GODINA
VEHICLE COUNTING ON THE ROAD NETWORK OF THE REPUBLIC OF SRPSKA – YEAR 2013

SAOBRAĆAJNI POKAZATELJI

000017
 Podbrđe / 11+596,00
 M 4 / Celinac - Kotor Varoš

Automatski brojač broj
 Lokalizet / Stacionaža [km+m]
 Broj puta / Dionica

Mjesec	Smjer	minimalni čas		maksimalni čas		minimalni dan		maksimalni dan		dnevni prosjek (05-21 h)	noćni prosjek (21-05 h)	prosjek radnim danom	prosjek vikendom	ljetni prosjek
		datum/dan	čas	voz/h	datum/dan	čas	voz/h	datum/dan	voz/dan					
Januar	I	4/petak	3	0	20/nedjelja	11	186	7/ponedjeljak	664	1573	1064	111	750	425
	II	14/petaktak	2	0	10/četvrtak	14	166	6/nedjelja	809	1517	1100	104	758	446
	I+II	14/ponedjeljak	2	0	9/srijeda	11	313	7/ponedjeljak	1533	3090	2164	215	1508	871
Februar	I	3/nedjelja	2	0	15/petak	16	135	3/nedjelja	629	1530	1071	89	882	278
	II	4/ponedjeljak	2	0	16/subota	10	130	3/nedjelja	753	1345	1080	74	861	293
	I+II	4/ponedjeljak	2	2	16/subota	10	243	3/nedjelja	1382	2857	2151	164	1743	571
Mart	I	12/utorak	2	0	29/petak	13	146	17/nedjelja	914	1913	1162	115	909	368
	II	27/srijeda	2	0	28/četvrtak	15	127	24/nedjelja	1069	1516	1158	88	868	378
	I+II	1/petak	2	3	29/petak	13	242	17/nedjelja	2006	3429	2320	203	1777	746
April	I	3/srijeda	2	0	30/utorak	14	146	7/nedjelja	944	1964	1287	123	1078	331
	II	3/srijeda	2	0	1/ponedjeljak	12	144	7/nedjelja	1115	1796	1289	101	1054	337
	I+II	3/srijeda	2	0	30/utorak	14	265	7/nedjelja	2059	3675	2576	224	2132	668
Maj	I	13/ponedjeljak	2	0	6/ponedjeljak	11	187	12/nedjelja	988	1819	1312	158	910	560
	II	13/ponedjeljak	2	0	6/ponedjeljak	17	158	1/srijeda	1070	1771	1312	132	886	559
	I+II	13/ponedjeljak	2	0	6/ponedjeljak	11	337	12/nedjelja	2290	3507	2624	290	1796	1119
Juni	I	17/ponedjeljak	2	1	24/ponedjeljak	15	165	2/nedjelja	1056	1944	1310	166	1038	438
	II	19/srijeda	1	0	24/ponedjeljak	8	148	8/subota	1257	1791	1315	141	1001	455
	I+II	12/srijeda	2	5	24/ponedjeljak	15	288	9/nedjelja	2410	3480	2625	307	2039	893
Juli	I	3/srijeda	3	0	5/petak	18	177	7/nedjelja	1132	2024	1437	197	1231	403
	II	1/ponedjeljak	1	1	1/ponedjeljak	7	165	7/nedjelja	1274	2065	1402	174	1188	388
	I+II	3/srijeda	3	3	29/ponedjeljak	11	282	7/nedjelja	2406	3856	2838	371	2419	790
Avgust	I	29/četvrtak	3	1	12/ponedjeljak	9	194	25/nedjelja	1220	2328	1527	213	1254	486
	II	8/četvrtak	3	2	12/ponedjeljak	15	241	29/četvrtak	1396	2771	1524	194	1224	494
	I+II	29/četvrtak	3	5	12/ponedjeljak	14	359	25/nedjelja	2682	4987	3050	407	2478	980
Septembar	I	25/srijeda	2	0	26/četvrtak	8	167	15/nedjelja	1159	1764	1327	151	1064	414
	II	18/srijeda	1	1	23/ponedjeljak	7	153	29/nedjelja	1343	1610	1335	122	1026	430
	I+II	26/četvrtak	2	3	26/četvrtak	8	262	15/nedjelja	2510	3334	2662	272	2090	845
Oktobar	I	9/srijeda	2	0	18/petak	16	162	27/nedjelja	1044	1860	1337	129	1122	344
	II	1/utorak	3	1	6/nedjelja	15	137	27/nedjelja	1206	1625	1331	99	1074	356
	I+II	28/ponedjeljak	0	1	25/petak	15	273	27/nedjelja	2250	3485	2668	229	2196	700
Novembar	I	13/srijeda	3	0	1/petak	18	152	24/nedjelja	996	1842	1250	146	972	424
	II	13/srijeda	3	0	5/utorak	15	190	24/nedjelja	1139	2065	1279	119	959	439
	I+II	13/srijeda	3	0	5/utorak	17	282	24/nedjelja	2135	3390	2529	264	1931	863
Decembar	I	4/srijeda	2	0	28/subota	16	150	29/nedjelja	945	1883	1195	125	969	350
	II	4/srijeda	2	0	2/ponedjeljak	14	132	22/nedjelja	966	1440	1173	90	928	335
	I+II	4/srijeda	2	0	6/petak	14	267	22/nedjelja	1958	3196	2368	214	1897	685
Godina	I	4.1/petak	3	0	12.8/ponedjeljak	9	194	3.2/nedjelja	629	2328	1275	144	1483	1279
	II	14.1/ponedjeljak	2	0	12.8/ponedjeljak	15	241	3.2/nedjelja	753	2771	1276	120	1440	1301
	I+II	14.1/ponedjeljak	2	0	12.8/ponedjeljak	14	359	3.2/nedjelja	1382	4987	2551	264	2923	2580

BROJANJE VOZILA NA MREŽI PUTEVA U REPUBLICI SRPSKOJ – 2013. GODINA
VEHICLE COUNTING ON THE ROAD NETWORK OF THE REPUBLIC OF SRPSKA – YEAR 2013

TRAFFIC PARAMETERS

000017

Automatic counter number
 Location / Mileage [km+m]
 Road number / Section

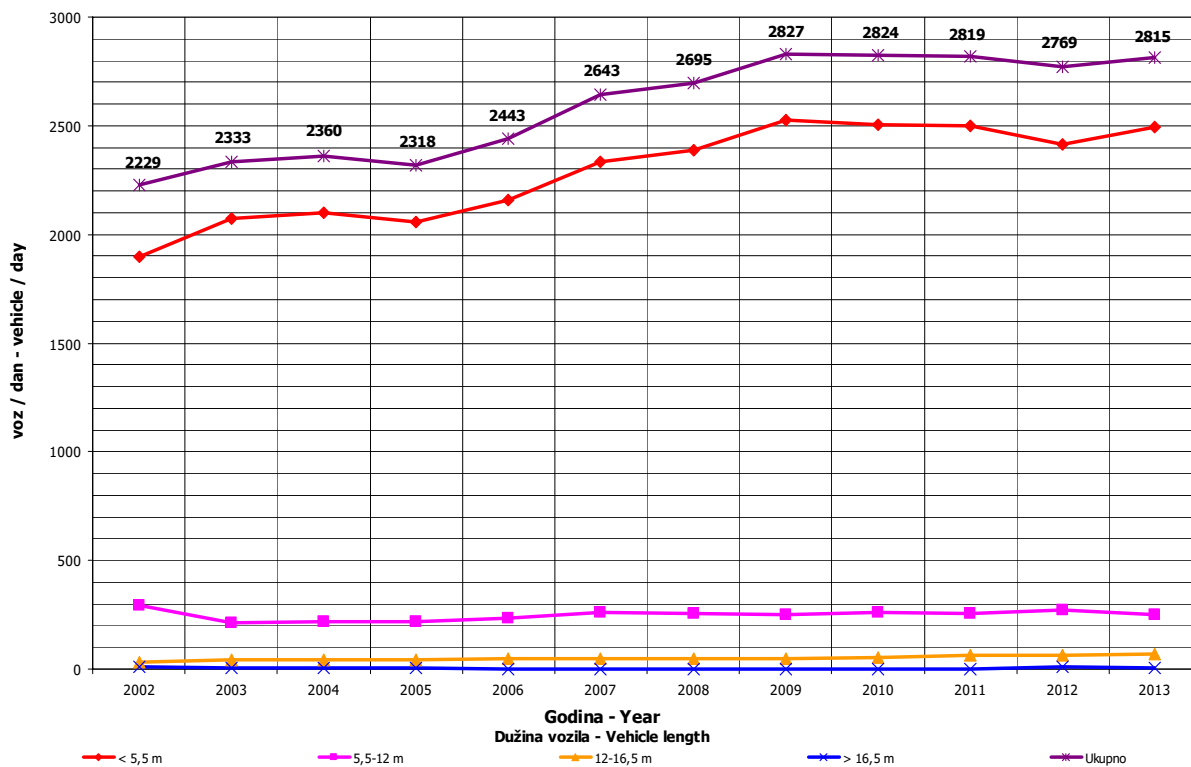
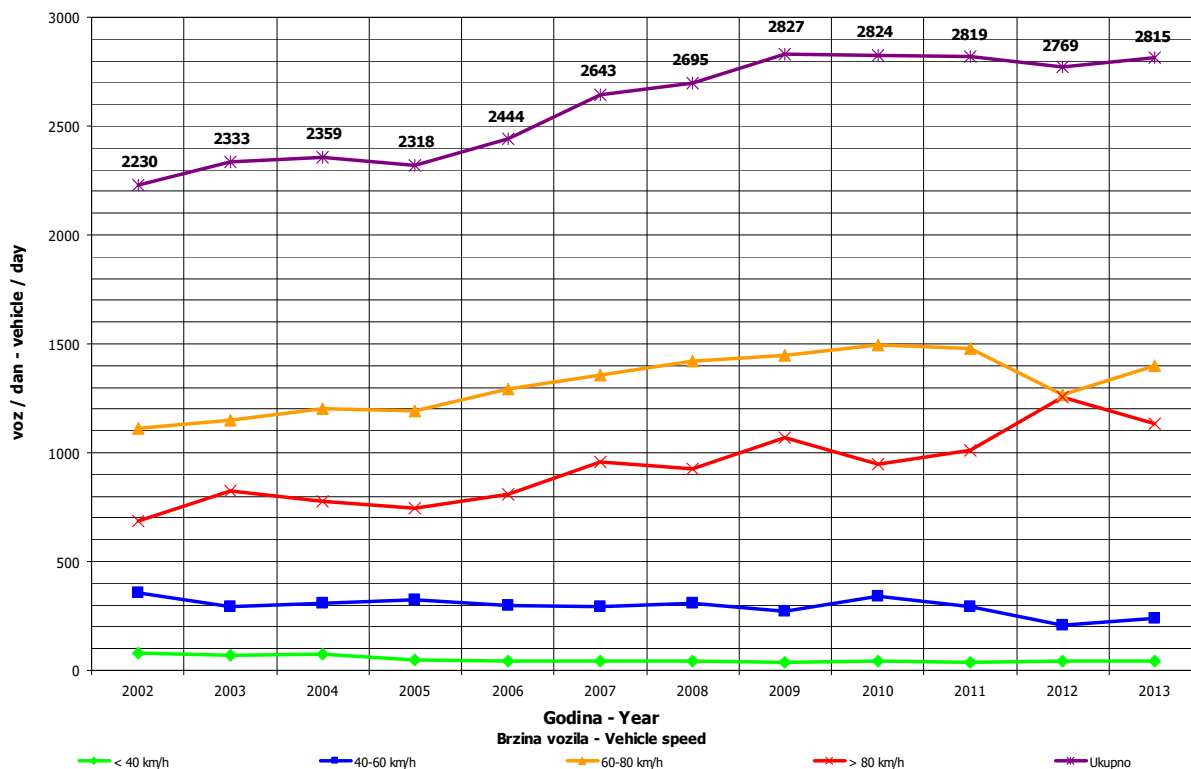
Podbrđe / 11+596,00
 M 4 / Celinac - Kotor Varoš

Month	Direction	minimum hour		maximum hour		veh/day	minimum day		maximum day		day time average (5-21 h)	night average (21-05 h)	working day average	weekend average	summer average
		date/day	hour	veh/h	date/day		hour	veh/day	date/day	veh/day					
January	I	4/Friday	3	0	20/Sunday	11	186	7/Monday	664	15/3	1064	111	750	425	
	II	14/Monday	2	0	10/Thursday	14	166	6/Sunday	809	15/7	1100	104	758	446	
	I+II	14/Monday	2	0	9/Wednesday	11	313	7/Monday	1533	30/9	2164	215	1508	871	
February	I	3/Sunday	2	0	15/Friday	16	135	3/Sunday	629	15/3	1071	89	882	278	
	II	4/Monday	2	0	16/Saturday	10	130	3/Sunday	753	13/45	1080	74	861	293	
	I+II	4/Monday	2	2	16/Saturday	10	243	3/Sunday	1382	28/57	2151	164	1743	571	
March	I	12/Tuesday	2	0	29/Friday	13	146	17/Sunday	914	19/13	1162	115	909	368	
	II	27/Wednesday	2	0	28/Thursday	15	127	24/Sunday	1069	15/16	1158	88	868	378	
	I+II	1/Friday	2	3	29/Friday	13	242	17/Sunday	2006	34/29	2320	203	1777	746	
April	I	3/Wednesday	2	0	30/Tuesday	14	146	7/Sunday	944	19/64	1287	123	1078	331	
	II	3/Wednesday	2	0	1/Monday	12	144	7/Sunday	1115	17/96	1289	101	1054	337	
	I+II	3/Wednesday	2	0	30/Tuesday	14	265	7/Sunday	2059	36/75	2576	224	2132	668	
May	I	13/Monday	2	0	6/Monday	11	187	12/Sunday	988	18/19	1312	158	910	560	
	II	13/Monday	2	0	6/Monday	17	158	1/Wednesday	1070	17/771	1312	132	886	559	
	I+II	13/Monday	2	0	6/Monday	11	337	12/Sunday	2290	35/7	2624	290	1796	1119	
June	I	17/Monday	2	1	24/Monday	15	165	2/Sunday	1056	19/44	1310	166	1038	438	1476
	II	19/Wednesday	1	0	24/Monday	8	148	8/Saturday	1257	17/91	1315	141	1001	455	1456
	I+II	12/Wednesday	2	5	24/Monday	15	288	9/Sunday	2410	34/80	2625	307	2039	893	2932
July	I	3/Wednesday	3	0	5/Friday	18	177	7/Sunday	1132	20/24	1437	197	1231	403	1634
	II	1/Monday	1	1	1/Monday	7	165	7/Sunday	1274	20/65	1402	174	1188	388	1575
	I+II	3/Wednesday	3	3	29/Monday	11	282	7/Sunday	2406	38/56	2838	371	2419	790	3209
August	I	29/Thursday	3	1	12/Monday	9	194	25/Sunday	1220	23/28	1527	213	1254	486	1740
	II	8/Thursday	3	2	12/Monday	15	241	29/Thursday	1396	27/71	1524	194	1224	494	1717
	I+II	29/Thursday	3	5	12/Monday	14	359	25/Sunday	2682	49/87	3050	407	2478	980	3457
September	I	25/Wednesday	2	0	26/Thursday	8	167	15/Sunday	1159	17/64	1327	151	1064	414	1478
	II	18/Wednesday	1	1	23/Monday	7	153	29/Sunday	1343	16/10	1335	122	1026	430	1457
	I+II	26/Thursday	2	3	26/Thursday	8	262	15/Sunday	2510	33/34	2662	272	2090	845	2935
October	I	9/Wednesday	2	0	18/Friday	16	162	27/Sunday	1044	18/60	1337	129	1122	344	
	II	1/Tuesday	3	1	6/Sunday	15	137	17/Sunday	1206	16/25	1331	99	1074	356	
	I+II	28/Monday	0	1	25/Friday	15	273	27/Sunday	2250	34/85	2668	229	2196	700	
November	I	13/Wednesday	3	0	1/Friday	18	152	24/Sunday	996	18/42	1250	146	972	424	
	II	13/Wednesday	3	0	5/Tuesday	15	190	24/Sunday	1139	20/65	1279	119	959	439	
	I+II	13/Wednesday	3	0	5/Tuesday	17	282	24/Sunday	2135	33/90	2529	264	1931	863	
December	I	4/Wednesday	2	0	28/Saturday	16	150	29/Sunday	945	18/83	1195	125	969	350	
	II	4/Wednesday	2	0	2/Monday	14	132	22/Sunday	966	14/40	1173	90	928	335	
	I+II	4/Wednesday	2	0	6/Friday	14	267	22/Sunday	1958	31/96	2368	214	1897	685	
Year	I	4.1/Friday	3	0	12.8/Monday	9	194	3.2/Sunday	629	23/28	1276	144	1483	1279	1584
	II	14.1/Monday	2	0	12.8/Monday	15	241	3.2/Sunday	753	27/71	1275	120	1440	1301	1553
	I+II	14.1/Monday	2	0	12.8/Monday	14	359	3.2/Sunday	1382	49/87	2551	264	2923	2580	3137

GODIŠNJA NERAVNOMJERNOST SAOBRAĆAJNOG TOKA TRAFFIC FLOW ANNUAL VARIATION

Automatski brojač broj - Automatic counter number
 Lokalizet - Location / Stacionaža - Mileage [km+m]
 Broj puta - Road number / Dionica - Section

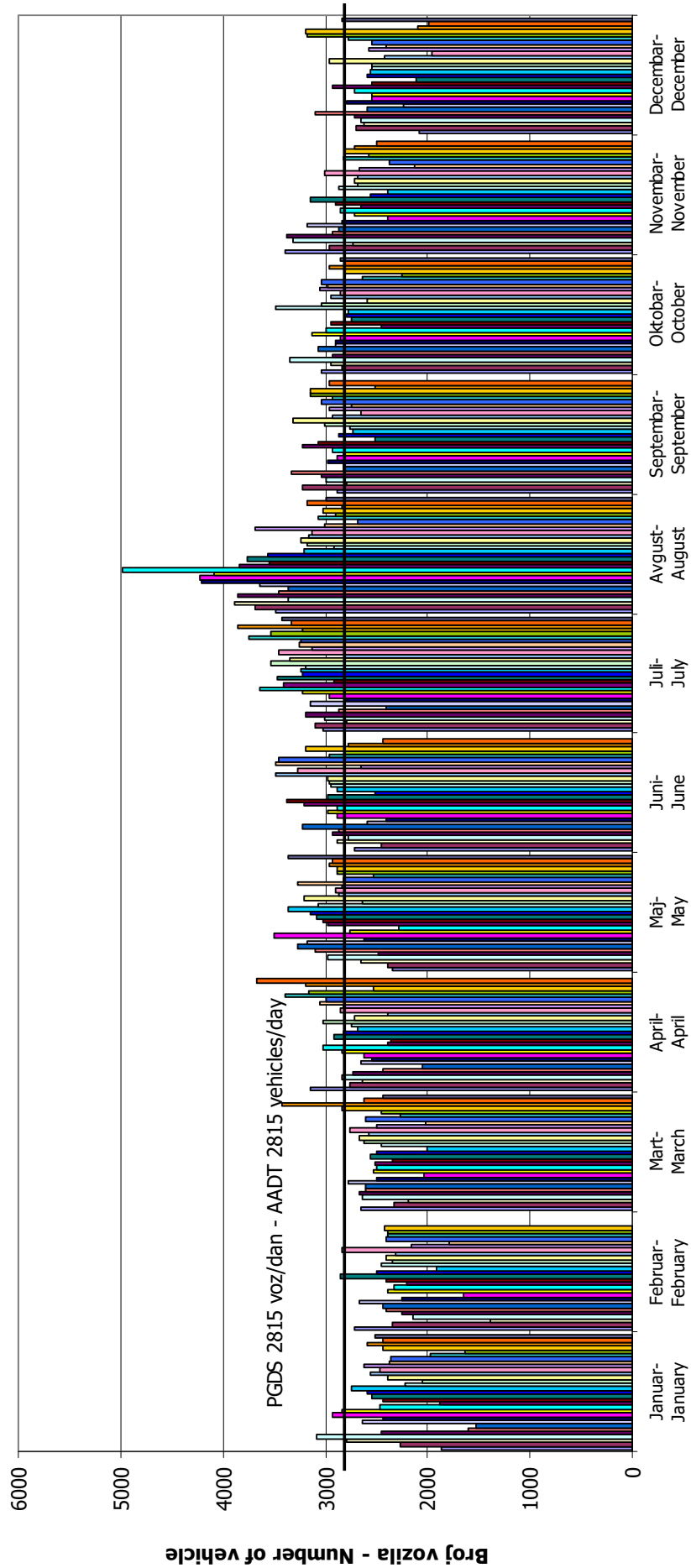
000017
 Podbrđe / 11+596,00
 M 4 / Čelinac - Kotor Varoš



**DNEVNA NERAVNOMJERNOST SAOBRAĆAJNOG TOKA
 TRAFFIC FLOW DAILY VARIATION**

Automatski brojač broj - Automatic counter number
 Lokalityet - Location / Stacionaža - Mileage [km+tm]
 Broj puta - Road number/ Dionica - Section

000017
 Podbrđe / 11+596,00
 M 4 / Čelinac - Kotor Varoš

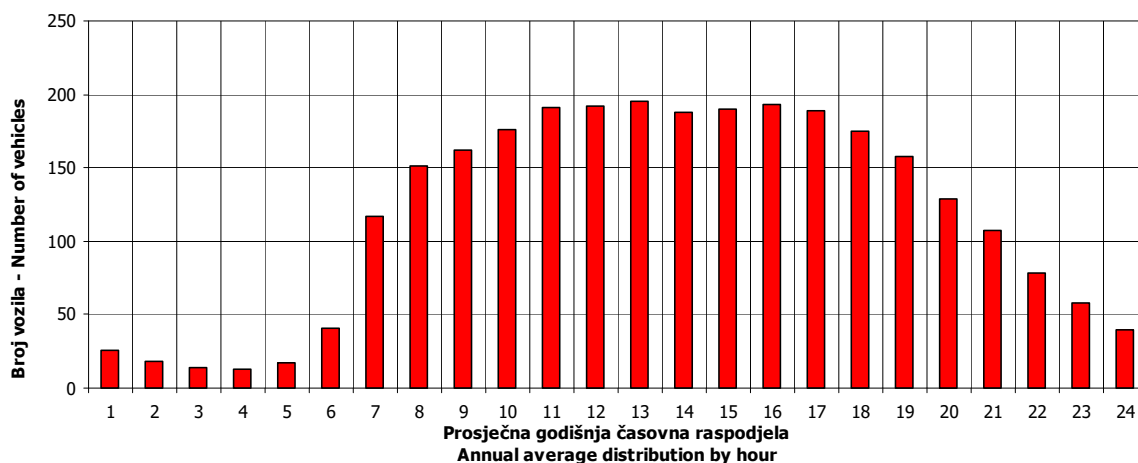


VREMENSKA RASPODJELA SAOBRAĆAJNOG TOKA TRAFFIC FLOW TIME DISTRIBUTION

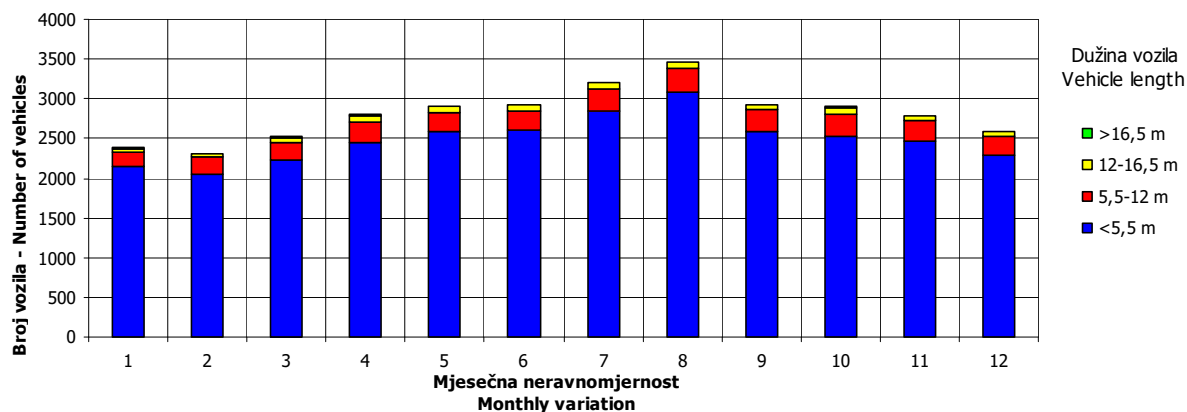
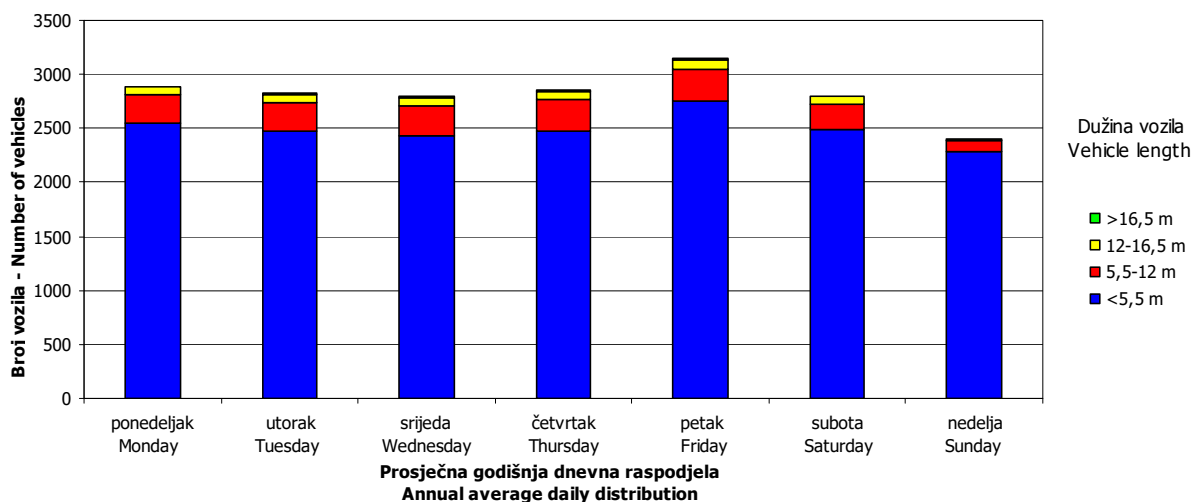
Automatski brojač broj - Automatic counter number
 Lokalizet - Location / Stacionaža - Mileage [km+m]
 Broj puta - Road number / Dionica - Section

000017
 Podbrđe / 11+596,00
 M 4 / Čelinac - Kotor Varoš

PGDS 2815 voz/dan AADT 2815 veh/day



17

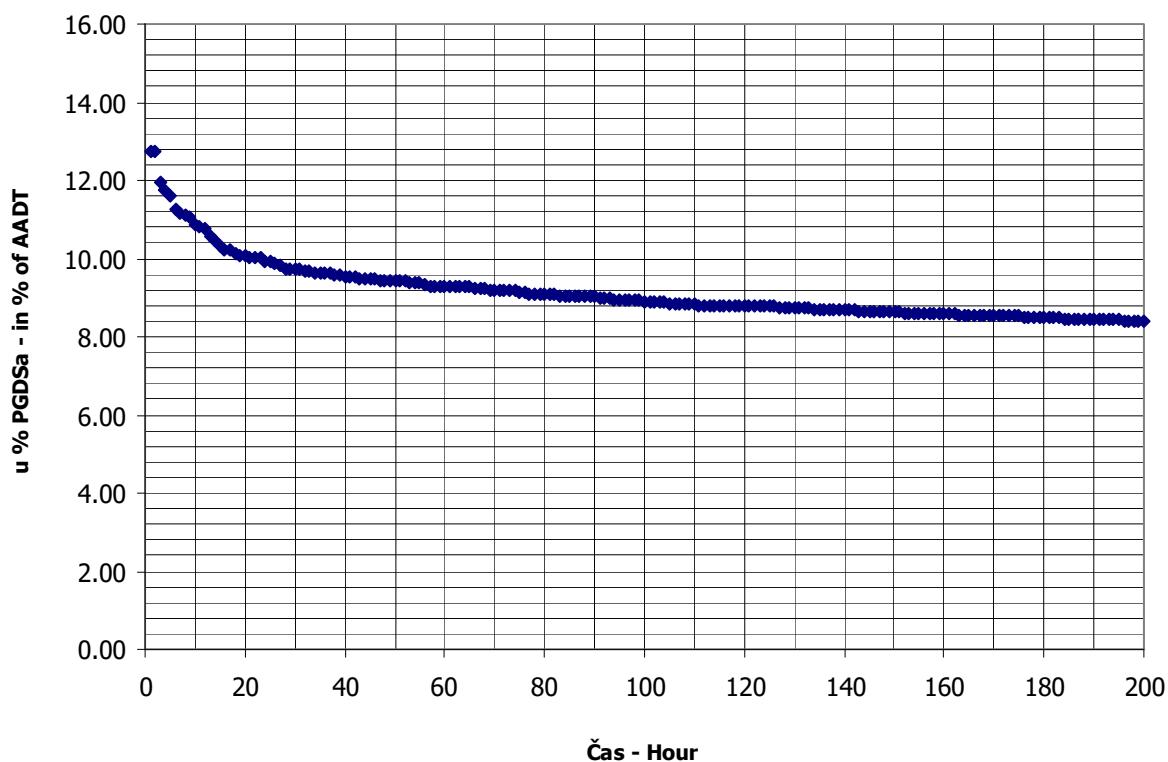


SATNA DISTRIBUCIJA SAOBRAĆAJNOG TOKA TRAFFIC FLOW HOURLY DISTRIBUTION

Automatski brojač broj - Automatic counter number
 Lokalitet - Location / Stacionaža - Mileage [km+m]
 Broj puta - Road number / Dionica - Section

000017
 Podbrđe / 11+596,00
 M 4 / Čelinac - Kotor Varoš

PGDS - AADT	2815 voz/dan - veh/day							
Čas - Hour	Maksimalni vršni sat - Maximum peak hour	10	20	30	40	50	100	200
Sat u danu - Hour of day	14	12	11	15	17	17	14	14
Sat u godini - Hour in year	5366	5436	5027	7407	5345	5297	3614	4694
Dan - Day of week	ponedeljak - Monday	četrvtak - Thursday	ponedeljak - Monday	utorak - Tuesday	nedelja - Sunday	petak - Friday	petak - Friday	ponedeljak - Monday
Datum - Date	12	15	29	5	11	9	31	15
Mjesec - Month	avgust - August	avgust - August	juli - July	novembar - November	avgust - August	avgust - August	maj - May	juli - July
Vrijednost - Value	359	305	282	274	268	265	250	237
% - percent	12.75	10.84	10.02	9.73	9.52	9.41	8.88	8.42



BROJANJE VOZILA NA MREŽI PUTEVA U REPUBLICI SRPSKOJ – 2013. GODINA
VEHICLE COUNTING ON THE ROAD NETWORK OF THE REPUBLIC OF SRPSKA – YEAR 2013

MJESEČNI BROJ VOZILA
MONTHLY NUMBER OF VEHICLES

Automatski brojač broj - Automatic counter number
 Lokalitet - Location / Stacionaža - Mileage [km+m]
 Broj puta - Road number / Dionica - Section

000018
 Karanovac / 1+197,00
 M 16 / Karanovac - Crna Rijeka

	Mjesec - Month											
	Januar- January	Februar- February	Mart- March	April- April	Maj- May	Jun- June	Juli- July	August- August	Septembar- September	Oktober- October	Novembar- November	Decembar- December
1	1950	2753	3005	3871	6319	3367	3628	4893	5433	2878	4374	2449
2	2575	2499	2818	2839	3755	3991	4088	5994	3488	3062	4090	2556
3	3074	2000	3240	2647	3773	3275	3695	6570	3400	3284	4752	2624
4	3482	2116	2660	2887	4069	2997	3453	6908	3519	3746	3233	2673
5	3378	2231	2635	3183	4137	3027	4286	5211	3478	3972	2857	2704
6	2542	2346	2627	2850	4096	3229	4120	5136	4059	3682	2923	3093
7	2096	2318	2699	2902	3708	3821	4255	4712	4281	3128	3187	2619
8	2798	2789	2872	2812	3776	3622	3727	4706	4814	3351	3766	2829
9	3089	2393	3057	2766	3888	4887	3583	5518	3497	3073	3274	2053
10	2765	2102	3052	2656	4026	3137	3903	6133	3284	3403	3278	1581
11	2869	2204	2580	3085	3640	3236	3938	6766	3507	3794	2962	2733
12	2669	2311	2583	3462	3809	3208	4665	4947	3264	3973	2785	2712
13	2585	2196	2632	3362	3237	3581	5011	4712	3937	3901	2809	2972
14	2742	2416	2669	3933	3306	3853	5609	4813	4170	3364	2819	2884
15	3138	2643	2783	2918	3374	4108	4010	5158	4913	2855	3332	2468
16	3169	2464	2516	3081	3236	4864	3788	5642	3406	3111	3171	2793
17	2472	2479	2910	3060	4138	3581	3811	6125	3072	3129	3181	2914
18	2540	2281	2623	3270	3915	3530	4184	6958	3260	3687	3004	2867
19	2600	2536	2796	3798	4388	3607	4970	4937	3173	3579	2990	3383
20	2786	2401	2796	3655	3688	4033	5471	4170	3832	4230	3078	3706
21	2727	2370	2731	3692	3223	4724	6058	4064	4048	3136	2426	3804
22	2538	2626	3187	2899	3222	3520	4331	4296	4270	3111	3426	3214
23	2426	2451	3417	2816	3055	4399	4017	4628	3288	3127	2947	3291
24	2404	2454	2904	3081	3663	5210	4187	5138	3154	3118	3101	3358
25	2633	2518	2642	3353	3143	4518	4425	5478	3288	3609	2886	2029
26	2022	2553	2864	4106	3363	3496	5219	3943	3355	3653	2429	3117
27	2089	2678	2786	4071	3124	3541	5961	3998	4021	4410	2255	3653
28	2492	2744	3236	4286	3029	4336	6585	4267	3722	3227	2507	3456
29	2917		3885	3700	3124	3995	4671	4018	3776	3314	3106	2785
30	2513		3424	4318	3720	4636	4426	4656	3028	3341	2576	2899
31	2569		2882		3499		4321	5027		4238		2772
Ukupno- Total	82649	67872	89511	99359	114443	115329	138396	159522	111737	107486	93524	88991
Prosjek- Average	2666	6170	2887	3312	3692	3844	4464	5146	3725	3467	3117	2871
Godišnji prosjek (PGDS) - Annual average (AADT)												3476

BROJANJE VOZILA NA MREŽI PUTEVA U REPUBLICI SRPSKOJ – 2013. GODINA
VEHICLE COUNTING ON THE ROAD NETWORK OF THE REPUBLIC OF SRPSKA – YEAR 2013

STRUKTURA SAOBRAĆAJNOG TOKA
TRAFFIC FLOW COMPOSITION

Automatski brojač broj - Automatic counter number 000018
 Lokalizet - Location / Stacionaža - Mileage [km+m] Karanovac / 1+197,00
 Broj puta - Road number / Dionica - Section M 16 / Karanovac - Crna Rijeka

Mjesec - Month	Smjer - Direction	Dužina vozila - Vehicle length								Ukupno - Total
		< 5,5 m	(%)	5,5 - 12 m	(%)	12 - 16,5 m	(%)	< 16,5 m	(%)	
Januar - January	I	33650	85.7	4017	10.2	1518	3.9	68	0.2	39253
	II	37259	85.9	4219	9.7	1900	4.4	18	0.0	43396
	ukupno - total	70909	85.8	8236	10.0	3418	4.1	86	0.1	82649
Februar - February	I	27658	83.0	3996	12.0	1606	4.8	57	0.2	33317
	II	28229	81.7	4325	12.5	1981	5.7	20	0.1	34555
	ukupno - total	55887	82.3	8321	12.3	3587	5.3	77	0.1	67872
Mart - March	I	37537	83.8	4982	11.1	2227	5.0	59	0.1	44805
	II	36727	82.2	5368	12.0	2565	5.7	46	0.1	44706
	ukupno - total	74264	83.0	10350	11.6	4792	5.4	105	0.1	89511
April - April	I	40623	83.4	5372	11.0	2653	5.4	55	0.1	48703
	II	41480	81.9	5900	11.6	3240	6.4	36	0.1	50656
	ukupno - total	82103	82.6	11272	11.3	5893	5.9	91	0.1	99359
Maj - May	I	48170	85.8	5256	9.4	2705	4.8	41	0.1	56172
	II	49148	84.3	5876	10.1	3214	5.5	33	0.1	58271
	ukupno - total	97318	85.0	11132	9.7	5919	5.2	74	0.1	114443
Juni - June	I	48583	85.9	5432	9.6	2542	4.5	31	0.1	56588
	II	49363	84.0	6137	10.4	3208	5.5	33	0.1	58741
	ukupno - total	97946	84.9	11569	10.0	5750	5.0	64	0.1	115329
Juli - July	I	61351	87.5	5774	8.2	2936	4.2	29	0.0	70090
	II	58190	85.2	6513	9.5	3563	5.2	40	0.1	68306
	ukupno - total	119541	86.4	12287	8.9	6499	4.7	69	0.0	138396
Avgust - August	I	68404	89.0	5613	7.3	2780	3.6	29	0.0	76826
	II	73078	88.4	6257	7.6	3314	4.0	47	0.1	82696
	ukupno - total	141482	88.7	11870	7.4	6094	3.8	76	0.0	159522
Septembar - September	I	45274	84.8	5448	10.2	2608	4.9	42	0.1	53372
	II	48739	83.5	6235	10.7	3353	5.7	38	0.1	58365
	ukupno - total	94013	84.1	11683	10.5	5961	5.3	80	0.1	111737
Oktobar - October	I	44361	83.7	5724	10.8	2880	5.4	49	0.1	53014
	II	44364	81.4	6541	12.0	3533	6.5	34	0.1	54472
	ukupno - total	88725	82.5	12265	11.4	6413	6.0	83	0.1	107486
Novembar - November	I	37388	83.2	5154	11.5	2345	5.2	65	0.1	44952
	II	39703	81.7	5883	12.1	2953	6.1	33	0.1	48572
	ukupno - total	77091	82.4	11037	11.8	5298	5.7	98	0.1	93524
Decembar - December	I	37098	82.5	5692	12.7	2072	4.6	87	0.2	44949
	II	35875	81.5	5692	12.9	2423	5.5	52	0.1	44042
	ukupno - total	72973	82.0	11384	12.8	4495	5.1	139	0.2	88991
Ukupno (godišnje) - Total (annual)	I	530097	85.2	62460	10.0	28872	4.6	612	0.1	622041
	II	542155	83.8	68946	10.7	35247	5.4	430	0.1	646778
	ukupno - total	1072252	84.5	131406	10.4	64119	5.1	1042	0.1	1268819
Prosjek (PGDS) - Average (AADT)	I	1452	85.2	171	10.0	79	4.6	2	0.1	1704
	II	1485	83.8	189	10.7	97	5.4	1	0.1	1772
	ukupno - total	2938	84.5	360	10.4	176	5.1	3	0.1	3476

BRONANJE VOZILA NA MREŽI PUTEVA U REPUBLICI SRPSKOJ – 2013. GODINA
VEHICLE COUNTING ON THE ROAD NETWORK OF THE REPUBLIC OF SRPSKA – YEAR 2013

SAOBRAĆAJNI POKAZATELJI

000018
 Karanovac / 1+197,00
 M 16 / Karanovac - Crna Rijeka

Automatski brojač broj
 Lokalizet / Stacionaža [km+m]
 Broj puta / Dionica

Mjesec	Smjer	minimalni čas		maksimalni čas		voz/h	minimalni dan		maksimalni dan		dnevni prosjek (05-21 h)	noćni prosjek (21-05 h)	prosjek radnim danom	prosjek vikendom	ljetni prosjek
		datum/dan	čas	voz/h	datum/dan		voz/dan	datum/dan	voz/dan						
Januar	I	8/utorak	0	2	9/srijeda	11	217	7/ponedjeljak	819	1713	1160	107	777	490	
	II	24/četvrtak	3	2	9/srijeda	17	220	26/subota	946	1891	1266	134	821	579	
	I+II	28/ponedjeljak	1	6	9/srijeda	11	349	1/utorak	1950	3482	2425	241	1598	1068	
Februar	I	6/srijeda	2	0	8/petak	16	150	3/nedjelja	792	1518	1092	98	876	314	
	II	25/ponedjeljak	3	0	24/nedjelja	17	173	4/ponedjeljak	1108	1463	1139	95	875	359	
	I+II	13/srijeda	2	5	8/petak	16	246	3/nedjelja	2000	2789	2231	193	1751	673	
Mart	I	11/ponedjeljak	2	2	23/subota	13	202	11/ponedjeljak	1191	2342	1316	129	976	469	
	II	8/petak	3	1	3/nedjelja	17	217	16/subota	1149	1912	1329	113	936	506	
	I+II	8/petak	3	4	29/petak	16	299	16/subota	2516	3885	2645	243	1913	975	
April	I	23/utorak	10	0	28/nedjelja	12	223	2/utorak	1192	2428	1480	143	1159	465	
	II	23/utorak	10	0	14/nedjelja	18	259	10/srijeda	1357	2553	1537	152	1195	493	
	I+II	23/utorak	10	0	28/nedjelja	11	348	3/srijeda	2647	4318	3017	295	2354	958	
Maj	I	8/srijeda	2	3	1/srijeda	10	452	12/nedjelja	1449	3378	1629	183	1003	809	
	II	14/utorak	3	3	1/srijeda	20	458	25/subota	1461	2941	1669	211	1002	878	
	I+II	8/srijeda	2	7	1/srijeda	11	549	28/utorak	3029	6319	3298	394	2005	1687	
Juni	I	12/srijeda	2	2	22/subota	8	247	2/nedjelja	1450	2808	1682	205	1234	653	1886
	II	14/petak	3	2	24/ponedjeljak	14	423	22/subota	1486	2944	1714	244	1231	727	1958
	I+II	5/srijeda	2	10	24/ponedjeljak	14	532	4/utorak	2997	5210	3396	449	2465	1380	3844
Juli	I	3/srijeda	1	8	28/nedjelja	11	301	8/ponedjeljak	1765	3941	1967	294	1574	687	2261
	II	4/četvrtak	1	5	28/nedjelja	19	413	4/četvrtak	1649	3719	1879	324	1501	702	2203
	I+II	4/četvrtak	1	17	28/nedjelja	19	489	4/četvrtak	3453	6585	3846	618	3075	1389	4464
Avgust	I	27/utorak	2	8	4/nedjelja	12	277	26/ponedjeljak	1682	3855	2120	358	1662	816	2478
	II	28/srijeda	1	5	18/nedjelja	19	407	27/utorak	2108	4406	2278	389	1706	961	2668
	I+II	28/srijeda	1	17	18/nedjelja	12	551	26/ponedjeljak	3943	6958	4399	747	3368	1778	5146
Septembar	I	24/utorak	1	3	15/nedjelja	9	220	30/ponedjeljak	1397	2208	1607	172	1189	591	1779
	II	5/četvrtak	3	3	15/nedjelja	19	342	17/utorak	1579	3238	1731	215	1222	724	1946
	I+II	30/ponedjeljak	3	11	1/nedjelja	19	417	30/ponedjeljak	3028	5433	3338	386	2410	1314	3725
Oktobar	I	30/srijeda	2	2	5/subota	9	215	15/utorak	1381	2549	1550	160	1233	477	
	II	16/srijeda	3	2	27/nedjelja	17	289	15/utorak	1474	2464	1596	161	1221	536	
	I+II	30/srijeda	2	8	27/nedjelja	17	382	15/utorak	2855	4410	3146	321	2454	1013	
Novembar	I	4/ponedjeljak	2	2	1/petak	14	184	27/srijeda	1100	2585	1363	136	1011	488	
	II	11/ponedjeljak	1	2	3/nedjelja	16	310	27/srijeda	1155	3288	1479	141	1014	605	
	I+II	19/utorak	3	5	3/nedjelja	11	404	27/srijeda	2255	4752	2841	276	2024	1093	
Decembar	I	2/ponedjeljak	0	1	21/subota	17	202	10/utorak	219	2439	1311	139	1014	436	
	II	6/petak	0	3	27/petak	14	199	25/srijeda	909	1772	1301	120	1002	419	
	I+II	2/ponedjeljak	0	7	27/petak	14	345	10/utorak	1581	3804	2612	259	2016	855	
Godina	I	6,2/srijeda	2	0	1,5/srijeda	10	452	10,12/utorak	219	3855	1527	178	1671	1777	2106
	II	25,2/ponedjeljak	3	0	1,9/srijeda	20	458	25,12/srijeda	909	4406	1579	193	1673	1987	2198
	I+II	23,4/utorak	10	0	18,8/nedjelja	12	551	10,12/utorak	1581	6958	3106	370	3344	3765	4303

BROJANJE VOZILA NA MREŽI PUTEVA U REPUBLICI SRPSKOJ – 2013. GODINA
VEHICLE COUNTING ON THE ROAD NETWORK OF THE REPUBLIC OF SRPSKA – YEAR 2013

TRAFFIC PARAMETERS

Automatic counter number
 Location / Mileage [km+m]
 Road number / Section

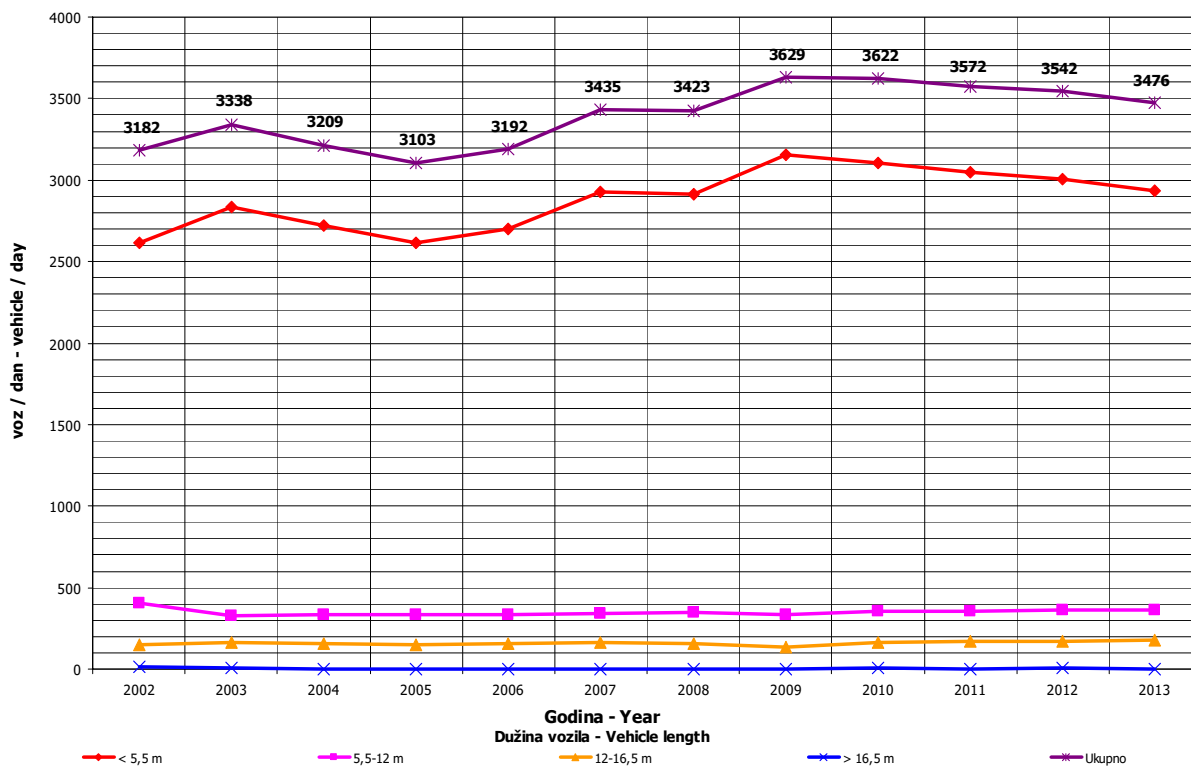
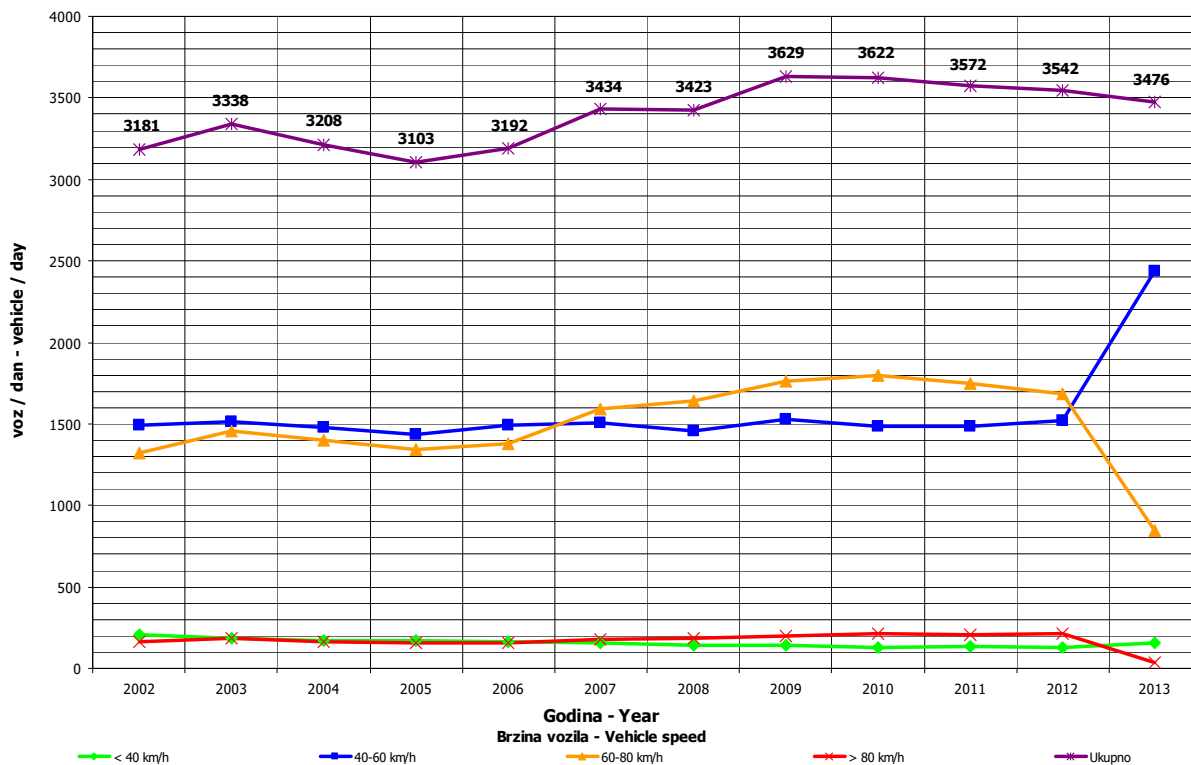
000018
 Karanovac / 1+197,00
 M 16 / Karanovac - Crna Rijeka

Month	Direction	minimum hour		maximum hour		veh/h	veh/day	minimum day		maximum day		day time average (5-21 h)	night average (21-05 h)	working day average	weekend average	summer average
		date/day	hour	date/day	hour			date/day	veh/day	date/day	veh/day					
January	I	8/Tuesday	0	2	9/Wednesday	11	217	7/Monday	819	15/Tuesday	1713	1160	107	777	490	
	II	24/Thursday	3	2	9/Wednesday	17	220	26/Saturday	946	5/Saturday	1891	1266	134	821	579	
	I+II	28/Monday	1	6	9/Wednesday	11	349	17/Tuesday	1950	4/Friday	3482	2425	241	1598	1068	
February	I	6/Wednesday	2	0	8/Friday	16	150	3/Sunday	792	8/Friday	1518	1092	98	876	314	
	II	25/Monday	3	0	24/Sunday	17	173	4/Monday	1108	17/Sunday	1463	1139	95	875	359	
	I+II	13/Wednesday	2	5	8/Friday	16	246	3/Sunday	2000	8/Friday	2789	2231	193	1751	673	
March	I	11/Monday	2	2	23/Saturday	13	202	11/Monday	1191	29/Friday	2342	1316	129	976	469	
	II	8/Friday	3	1	3/Sunday	17	217	16/Saturday	1149	3/Sunday	1912	1329	113	936	506	
	I+II	8/Friday	3	4	29/Friday	16	299	16/Saturday	2516	29/Friday	3885	2645	243	1913	975	
April	I	23/Tuesday	10	0	28/Sunday	12	223	2/Tuesday	1192	30/Tuesday	2428	1480	143	1159	465	
	II	23/Tuesday	10	0	14/Sunday	18	259	10/Wednesday	1357	1/Monday	2553	1537	152	1195	493	
	I+II	23/Tuesday	10	0	28/Sunday	11	348	3/Wednesday	2647	30/Tuesday	4318	3017	295	2354	958	
May	I	8/Wednesday	2	3	1/Wednesday	10	452	12/Sunday	1449	1/Wednesday	3378	1629	183	1003	809	
	II	14/Tuesday	3	3	1/Wednesday	20	458	25/Saturday	1461	1/Wednesday	2941	1669	211	1002	878	
	I+II	8/Wednesday	2	7	1/Wednesday	11	549	28/Tuesday	3029	1/Wednesday	6319	3298	394	2005	1687	
June	I	12/Wednesday	2	2	22/Saturday	8	247	2/Sunday	1450	21/Friday	2808	1682	205	1234	653	1886
	II	14/Friday	3	2	24/Monday	14	423	22/Saturday	1486	24/Monday	2944	1714	244	1231	727	1958
	I+II	5/Wednesday	2	10	24/Monday	14	532	4/Tuesday	2997	4/Tuesday	5210	3396	449	2465	1380	3844
July	I	3/Wednesday	1	8	28/Sunday	11	301	8/Monday	1765	27/Saturday	3341	1967	294	1574	687	2261
	II	4/Thursday	1	5	28/Sunday	19	413	4/Thursday	1649	28/Sunday	3719	1879	324	1501	702	2203
	I+II	4/Thursday	1	17	28/Sunday	19	489	4/Thursday	3453	28/Sunday	6585	3846	618	3075	1389	4464
August	I	27/Tuesday	2	8	4/Sunday	12	277	26/Monday	1682	3/Saturday	3855	2120	358	1662	816	2478
	II	28/Wednesday	1	5	18/Sunday	19	407	27/Tuesday	2108	18/Sunday	4406	2278	389	1706	961	2668
	I+II	28/Wednesday	1	17	18/Sunday	12	551	26/Monday	3943	18/Sunday	6958	4399	747	3368	1778	5146
September	I	24/Tuesday	1	3	15/Sunday	9	220	30/Monday	1397	7/Saturday	2208	1607	172	1189	591	1779
	II	5/Thursday	3	3	15/Sunday	19	342	17/Tuesday	1579	1/Sunday	3238	1731	215	1222	724	1946
	I+II	30/Monday	3	11	1/Sunday	19	417	30/Monday	3028	1/Sunday	5433	3338	386	2410	1314	3725
October	I	30/Wednesday	2	2	5/Saturday	9	215	15/Tuesday	1381	31/Thursday	2549	1550	160	1233	477	
	II	16/Wednesday	3	2	27/Sunday	17	289	15/Tuesday	1474	20/Sunday	2464	1596	161	1221	536	
	I+II	30/Wednesday	2	8	27/Sunday	17	382	15/Tuesday	2855	27/Sunday	4410	3146	321	2454	1013	
November	I	4/Monday	2	2	1/Friday	14	184	27/Wednesday	1100	1/Friday	2585	1363	136	1011	488	
	II	11/Monday	1	2	3/Sunday	16	310	27/Wednesday	1155	3/Sunday	3288	1479	141	1014	605	
	I+II	19/Tuesday	3	5	3/Sunday	11	404	27/Wednesday	2255	3/Sunday	4752	2841	276	2024	1093	
December	I	2/Monday	0	1	21/Saturday	17	202	10/Tuesday	219	21/Saturday	2439	1311	139	1014	436	
	II	6/Friday	0	3	27/Friday	14	199	25/Wednesday	909	27/Friday	1772	1301	120	1002	419	
	I+II	2/Monday	0	7	27/Friday	14	345	10/Tuesday	1581	21/Saturday	3804	2612	259	2016	855	
Year	I	6.2/Wednesday	2	0	1.5/Wednesday	10	452	10.12/Tuesday	219	3.8/Saturday	3855	1527	178	1671	1777	2106
	II	25.2/Monday	3	0	1.5/Wednesday	20	458	25.12/Wednesday	909	18.8/Sunday	4406	1579	193	1673	1987	2198
	I+II	23.4/Tuesday	10	0	18.8/Sunday	12	551	10.12/Tuesday	1581	18.8/Sunday	6958	3106	370	3344	3765	4303

GODIŠNJA NERAVNOMJERNOST SAOBRAĆAJNOG TOKA TRAFFIC FLOW ANNUAL VARIATION

Automatski brojač broj - Automatic counter number
 Lokalizet - Location / Stacionaža - Mileage [km+m]
 Broj puta - Road number / Dionica - Section

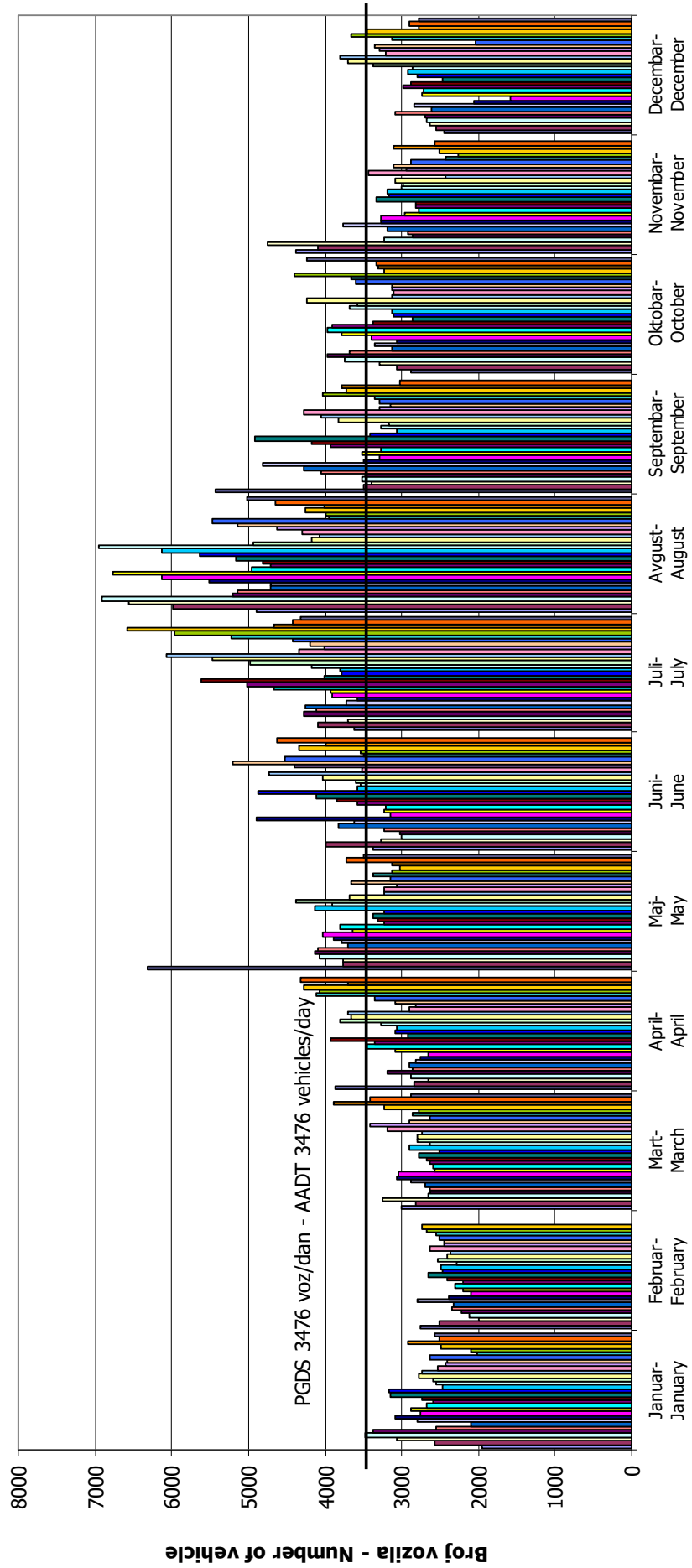
000018
 Karanovac / 1+197,00
 M 16 / Karanovac - Crna Rijeka



DNEVNA NERAVNOMJERNOST SAOBRAĆAJNOG TOKA
TRAFFIC FLOW DAILY VARIATION

Automatski brojač broj - Automatic counter number
 Lokalityet - Location / Stacionaža - Mileage [km+tm]
 Broj puta - Road number/ Dionica - Section

000018
 Karanovac / 1+197,00
 M 16 / Karanovac - Crna Rijeka



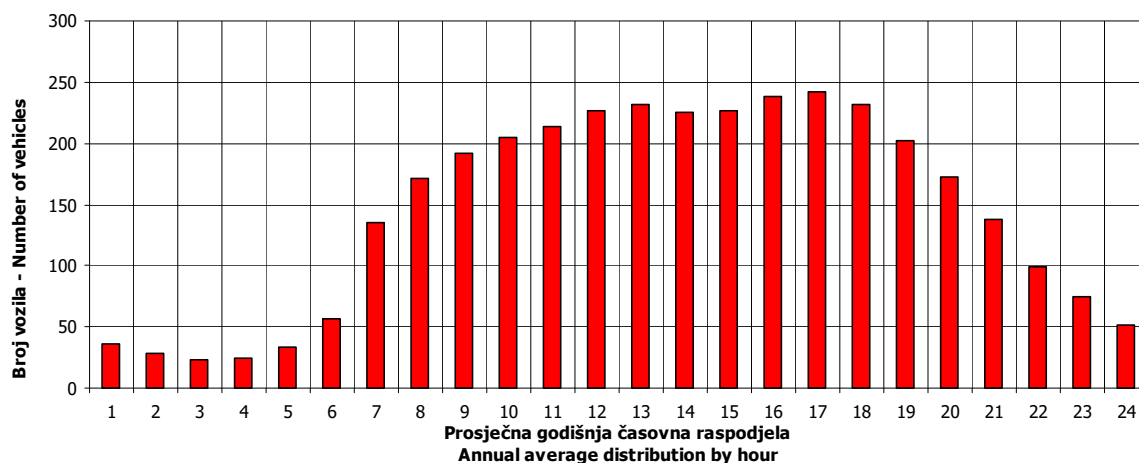
Dani / Mjeseci - Days / Months

VREMENSKA RASPODJELA SAOBRAĆAJNOG TOKA TRAFFIC FLOW TIME DISTRIBUTION

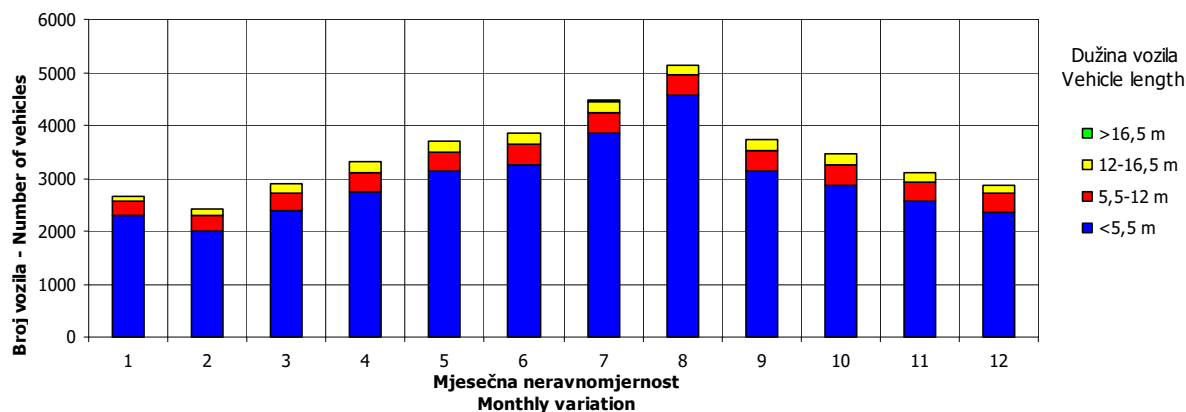
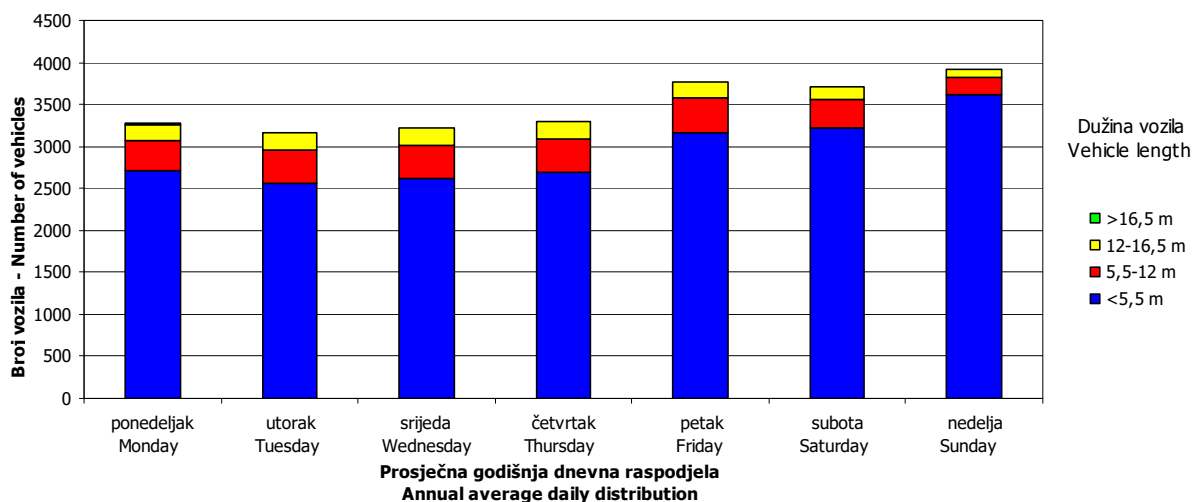
Automatski brojač broj - Automatic counter number
 Lokalitet - Location / Stacionaža - Mileage [km+m]
 Broj puta - Road number / Dionica - Section

000018
 Karanovac / 1+197,00
 M 16 / Karanovac - Crna Rijeka

PGDS 3476 voz/dan AADT 3476 veh/day



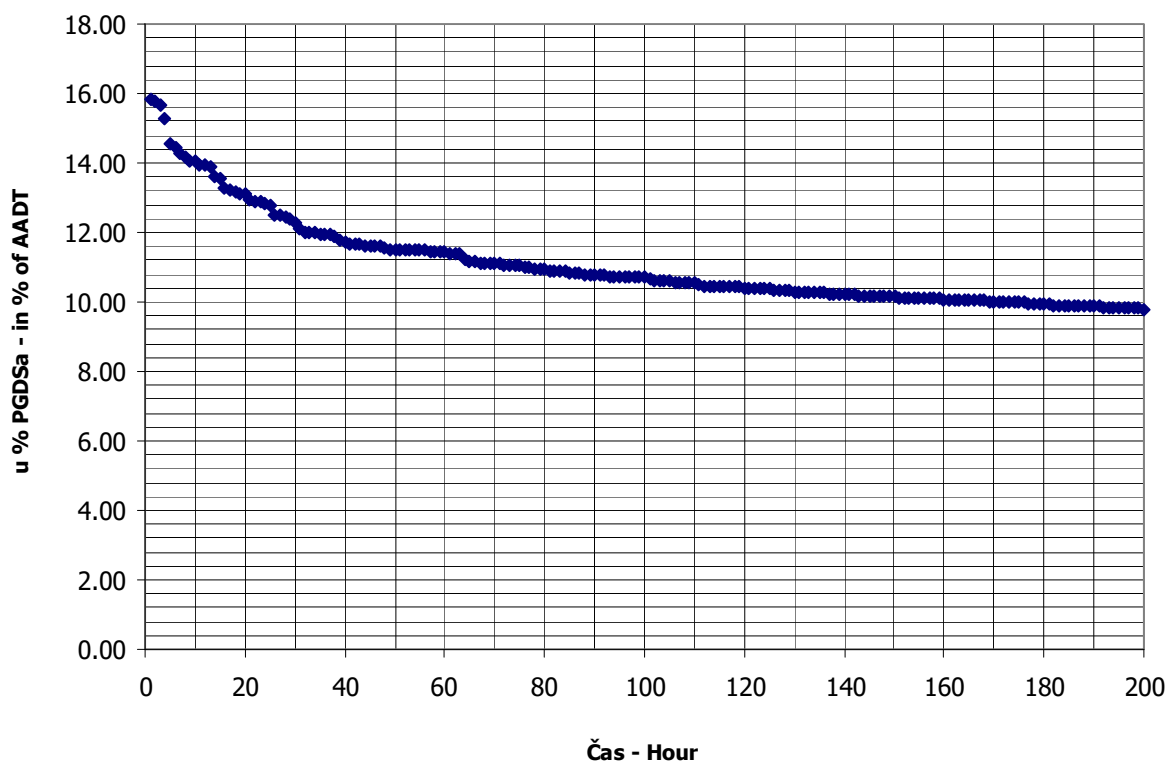
18



SATNA DISTRIBUCIJA SAOBRAĆAJNOG TOKA TRAFFIC FLOW HOURLY DISTRIBUTION

Automatski brojač broj - Automatic counter number 000018
 Lokalizet - Location / Stacionaža - Mileage [km+m] Karanovac / 1+197,00
 Broj puta - Road number / Dionica - Section M 16 / Karanovac - Crna Rijeka

PGDS - AADT	3476 voz/dan - veh/day							
Čas - Hour	Maksimalni vršni sat - Maximum peak hour	10	20	30	40	50	100	200
Sat u danu - Hour of day	12	12	13	15	13	17	13	15
Sat u godini - Hour in year	5508	5004	5317	5487	5149	5513	5461	4671
Dan - Day of week	nedjelja - Sunday	nedjelja - Sunday	subota - Saturday	subota - Saturday	subota - Saturday	nedjelja - Sunday	petak - Friday	nedjelja - Sunday
Datum - Date	18	28	10	17	3	18	16	14
Mjesec - Month	avgust - August	juli - July	avgust - August	avgust - August	avgust - August	avgust - August	avgust - August	juli - July
Vrijednost - Value	551	485	450	421	406	400	371	340
% - percent	15.85	13.95	12.95	12.11	11.68	11.51	10.67	9.78



BROJANJE VOZILA NA MREŽI PUTEVA U REPUBLICI SRPSKOJ – 2013. GODINA
VEHICLE COUNTING ON THE ROAD NETWORK OF THE REPUBLIC OF SRPSKA – YEAR 2013

MJESEČNI BROJ VOZILA
MONTHLY NUMBER OF VEHICLES

Automatski brojač broj - Automatic counter number 000019
 Lokalitet - Location / Stacionaža - Mileage [km+m] Baljvine / 2+951,00
 Broj puta - Road number / Dionica - Section M 16 / Crna Rijeka - granica / border RS (Ugar)

	Mjesec - Month											
	Januar- January	Februar- February	Mart- March	April- April	Maj- May	Jun- June	Juli- July	August- August	Septembar- September	Oktober- October	Novembar- November	Decembar- December
1	520	918	1062	1835	1243	1140	1448	2062	1790	992	1763	656
2	563	763	911	1204	1019	1574	1168	2322	1351	1087	1356	928
3	572	684	826	1062	1204	1171	1387	2887	1244	1145	1919	1028
4	805	771	821	1129	1305	1043	1317	2507	1295	1364	1276	1006
5	1110	568	813	1276	1252	1122	1685	2309	1295	1208	1012	965
6	884	840	918	1033	1046	1205	1752	1715	1498	1179	1067	964
7	772	783	993	937	1063	1321	1707	1881	1499	1095	1103	763
8	843	973	1001	1003	1179	1178	1573	1810	1355	1298	1161	865
9	893	769	926	975	1208	1494	1384	2468	1286	1128	967	866
10	841	735	764	1075	1313	1162	1463	3070	1234	1256	881	837
11	888	815	883	1171	1142	1173	1536	2808	1116	1331	1039	939
12	862	767	899	1276	1180	1205	1737	2262	1258	1342	923	1088
13	690	813	970	1114	1221	1321	1866	2009	1389	1262	974	1000
14	840	915	1030	1030	1138	1342	1834	2349	1220	1176	1124	823
15	872	974	1064	943	1152	1236	1702	2499	1361	942	1244	824
16	789	839	839	1025	1235	1336	1442	2647	1185	1026	952	846
17	894	786	795	1069	1560	1173	1511	2980	1150	1328	958	846
18	818	866	967	1186	1295	1226	1717	2974	1145	1392	980	933
19	704	765	999	1308	1487	1256	2032	2029	1183	1135	998	938
20	589	848	1052	1108	1377	1395	2156	1801	1386	1217	1156	1092
21	798	966	1114	998	1116	1787	2175	1776	1229	1081	955	844
22	870	946	1190	1054	1091	1817	1867	1802	1173	1075	1137	732
23	901	780	1381	999	1227	1963	1605	1981	1141	1118	811	718
24	838	778	945	1123	1262	1344	1592	2248	1093	1126	726	831
25	966	858	1008	1237	1054	1957	1829	2086	1158	1314	921	925
26	693	916	962	1504	1014	1317	2021	1657	1224	1127	890	1227
27	612	897	1163	1425	1121	1434	2282	1572	1405	1067	958	1890
28	807	1077	1397	1307	1092	1586	2301	1656	1186	1016	932	1429
29	847		1603	1323	1126	1707	1867	1570	1253	1153	1053	681
30	849		926	1411	1643	1688	1639	1869	1100	1250	752	576
31	887		925		1353		1767	1770		1870		520
Ukupno- Total	24817	23410	31147	35140	37718	41673	53362	67376	38202	37100	31988	28580
Prosjek- Average	801	2128	1005	1171	1217	1389	1721	2173	1273	1197	1066	922
Godišnji prosjek (PGDS) - Annual average (AADT)												1234

BROJANJE VOZILA NA MREŽI PUTEVA U REPUBLICI SRPSKOJ – 2013. GODINA
VEHICLE COUNTING ON THE ROAD NETWORK OF THE REPUBLIC OF SRPSKA – YEAR 2013

STRUKTURA SAOBRAĆAJNOG TOKA
TRAFFIC FLOW COMPOSITION

Automatski brojač broj - Automatic counter number 000019
 Lokalitet - Location / Stacionaža - Mileage [km+m] Baljvine / 2+951,00
 Broj puta - Road number / Dionica - Section M 16 / Crna Rijeka - granica / border RS (Ugar)

Mjesec - Month	Smjer - Direction	Dužina vozila - Vehicle length								Ukupno - Total
		< 5,5 m	(%)	5,5 - 12 m	(%)	12 - 16,5 m	(%)	< 16,5 m	(%)	
Januar - January	I	8490	71.6	2081	17.6	1192	10.1	92	0.8	11855
	II	9555	73.7	1960	15.1	1404	10.8	43	0.3	12962
	ukupno - total	18045	72.7	4041	16.3	2596	10.5	135	0.5	24817
Februar - February	I	8184	70.0	2128	18.2	1304	11.2	79	0.7	11695
	II	8133	69.4	2067	17.6	1504	12.8	11	0.1	11715
	ukupno - total	16317	69.7	4195	17.9	2808	12.0	90	0.4	23410
Mart - March	I	11759	72.6	2652	16.4	1702	10.5	78	0.5	16191
	II	10512	70.3	2551	17.1	1866	12.5	27	0.2	14956
	ukupno - total	22271	71.5	5203	16.7	3568	11.5	105	0.3	31147
April - April	I	12267	71.0	2995	17.3	1990	11.5	33	0.2	17285
	II	12657	70.9	2871	16.1	2313	13.0	14	0.1	17855
	ukupno - total	24924	70.9	5866	16.7	4303	12.2	47	0.1	35140
Maj - May	I	14037	73.6	2988	15.7	2002	10.5	37	0.2	19064
	II	13503	72.4	2852	15.3	2281	12.2	18	0.1	18654
	ukupno - total	27540	73.0	5840	15.5	4283	11.4	55	0.1	37718
Juni - June	I	16268	76.6	3035	14.3	1880	8.9	41	0.2	21224
	II	15286	74.8	2824	13.8	2190	10.7	149	0.7	20449
	ukupno - total	31554	75.7	5859	14.1	4070	9.8	190	0.5	41673
Juli - July	I	23334	81.8	3003	10.5	2151	7.5	25	0.1	28513
	II	19430	78.2	2895	11.7	2415	9.7	109	0.4	24849
	ukupno - total	42764	80.1	5898	11.1	4566	8.6	134	0.3	53362
Avgust - August	I	27601	84.6	3095	9.5	1885	5.8	31	0.1	32612
	II	29599	85.1	2951	8.5	2176	6.3	38	0.1	34764
	ukupno - total	57200	84.9	6046	9.0	4061	6.0	69	0.1	67376
Septembar - September	I	13526	73.5	2982	16.2	1849	10.1	40	0.2	18397
	II	14532	73.4	2935	14.8	2238	11.3	100	0.5	19805
	ukupno - total	28058	73.4	5917	15.5	4087	10.7	140	0.4	38202
Oktobar - October	I	13656	71.1	3097	16.1	2385	12.4	61	0.3	19199
	II	12182	68.1	3075	17.2	2513	14.0	131	0.7	17901
	ukupno - total	25838	69.6	6172	16.6	4898	13.2	192	0.5	37100
Novembar - November	I	10964	71.9	2525	16.6	1664	10.9	91	0.6	15244
	II	12202	72.9	2515	15.0	1974	11.8	53	0.3	16744
	ukupno - total	23166	72.4	5040	15.8	3638	11.4	144	0.5	31988
Decembar - December	I	11657	75.6	2219	14.4	1467	9.5	73	0.5	15416
	II	9233	70.1	2190	16.6	1719	13.1	22	0.2	13164
	ukupno - total	20890	73.1	4409	15.4	3186	11.1	95	0.3	28580
Ukupno (godišnje) - Total (annual)	I	171743	75.8	32800	14.5	21471	9.5	681	0.3	226695
	II	166824	74.5	31686	14.2	24593	11.0	715	0.3	223818
	ukupno - total	338567	75.2	64486	14.3	46064	10.2	1396	0.3	450513
Prosjeak (PGDS) - Average (AADT)	I	471	75.8	90	14.5	59	9.5	2	0.3	621
	II	457	74.5	87	14.2	67	11.0	2	0.3	613
	ukupno - total	928	75.2	177	14.3	126	10.2	4	0.3	1234

BRONANJE VOZILA NA MREZI PUTEVA U REPUBLICI SRPSKOJ – 2013. GODINA
VEHICLE COUNTING ON THE ROAD NETWORK OF THE REPUBLIC OF SRPSKA – YEAR 2013

SAOBRAĆAJNI POKAZATELJI

000019

Automatski brojač broj
 Lokaliteta / Stacionaža [km+m]
 Broj puta / Dionica

Baljvine / 2+951,00
 M 16 / Crna Rijeka - granica / border RS (Ugar)

Mjesec	Smjer	minimalni čas		maksimalni čas		minimalni dan		maksimalni dan		dnevni prosjek (05-21 h)	noćni prosjek (21-05 h)	prosjek radnim danom	prosjek vikendom	ljetni prosjek
		datum/dan	čas	voz/h	datum/dan	čas	voz/dan	datum/dan	voz/dan					
Januar	I	1/utorak	2	0	25/petak	17	48	27/nedjelja	234	550	38	245	138	
	II	7/ponedjeljak	23	0	5/subota	12	95	1/utorak	275	817	37	242	176	
	I+II	3/četvrtak	22	1	5/subota	12	119	1/utorak	520	1110	75	487	314	
Februar	I	5/utorak	7	0	15/petak	16	54	3/nedjelja	284	588	46	314	104	
	II	1/petak	3	0	26/utorak	9	52	5/utorak	266	552	39	303	115	
	I+II	5/utorak	9	0	1/petak	14	91	5/utorak	568	1077	85	617	219	
Mart	I	4/ponedjeljak	0	0	29/petak	14	90	10/nedjelja	302	1092	65	375	147	
	II	8/petak	4	0	31/nedjelja	18	57	16/subota	376	577	47	332	151	
	I+II	8/petak	3	2	29/petak	14	128	10/nedjelja	764	1603	111	707	298	
April	I	23/utorak	11	0	27/subota	13	82	7/nedjelja	386	946	68	426	150	
	II	19/petak	2	0	1/ponedjeljak	12	120	27/subota	479	1334	63	447	148	
	I+II	23/utorak	11	0	1/ponedjeljak	14	167	7/nedjelja	937	1835	132	873	298	
Maj	I	7/utorak	1	1	19/nedjelja	20	94	12/nedjelja	415	1020	83	375	240	
	II	7/utorak	3	0	20/ponedjeljak	12	80	1/srijeda	497	835	67	344	258	
	I+II	7/utorak	3	1	19/nedjelja	20	131	26/nedjelja	1014	1643	150	718	498	
Juni	I	2/nedjelja	1	1	22/subota	8	127	2/nedjelja	473	1223	98	456	251	707
	II	14/petak	2	1	23/nedjelja	20	124	4/utorak	522	1298	89	429	253	682
	I+II	6/četvrtak	3	4	25/utorak	13	165	4/utorak	1043	1963	187	885	504	1389
Juli	I	14/nedjelja	20	3	13/subota	15	101	2/utorak	622	1336	168	647	273	920
	II	4/četvrtak	1	3	28/nedjelja	17	104	2/utorak	546	1273	120	556	245	802
	I+II	4/četvrtak	1	10	28/nedjelja	20	152	2/utorak	1168	2301	288	1203	518	1721
Avgust	I	27/utorak	1	4	3/subota	13	114	26/ponedjeljak	675	1875	221	706	346	1052
	II	26/ponedjeljak	4	2	18/nedjelja	16	156	6/utorak	779	1996	176	715	406	1121
	I+II	27/utorak	1	11	18/nedjelja	13	213	29/četvrtak	1570	3070	397	1421	753	2173
Septembar	I	9/ponedjeljak	0	0	10/utorak	16	68	22/nedjelja	448	789	78	434	180	613
	II	20/petak	3	1	1/nedjelja	16	91	28/subota	564	1036	581	438	223	660
	I+II	30/ponedjeljak	1	2	1/nedjelja	14	133	24/utorak	1093	1790	157	871	402	1273
Oktobar	I	6/nedjelja	1	1	31/četvrtak	17	111	15/utorak	457	1325	79	469	151	
	II	15/utorak	2	1	8/utorak	14	66	26/subota	476	757	59	420	157	
	I+II	13/nedjelja	1	3	31/četvrtak	17	146	15/utorak	942	1870	139	889	308	
Novembar	I	2/subota	3	0	1/petak	14	93	24/nedjelja	274	1185	58	368	140	
	II	18/ponedjeljak	1	2	3/nedjelja	10	136	30/subota	340	1506	52	355	203	
	I+II	1/nedjelja	4	0	27/petak	18	112	31/utorak	245	1919	109	724	343	
Decembar	I	1/nedjelja	3	0	8/nedjelja	16	53	31/utorak	275	516	44	311	114	
	II	1/nedjelja	3	1	27/petak	18	144	31/utorak	520	1890	109	676	246	
	I+II	1/utorak	2	0	22.6/subota	8	127	27.1/nedjelja	234	1875	89	632	598	826
Godina	I	1.1/utorak	23	0	18.8/nedjelja	16	156	5.2/utorak	266	1996	540	596	650	819
	I+II	5.2/utorak	9	0	18.8/nedjelja	13	213	1.1/utorak	520	3070	1072	1228	1248	1644

BROJANJE VOZILA NA MREŽI PUTEVA U REPUBLICI SRPSKOJ – 2013. GODINA
VEHICLE COUNTING ON THE ROAD NETWORK OF THE REPUBLIC OF SRPSKA – YEAR 2013

TRAFFIC PARAMETERS

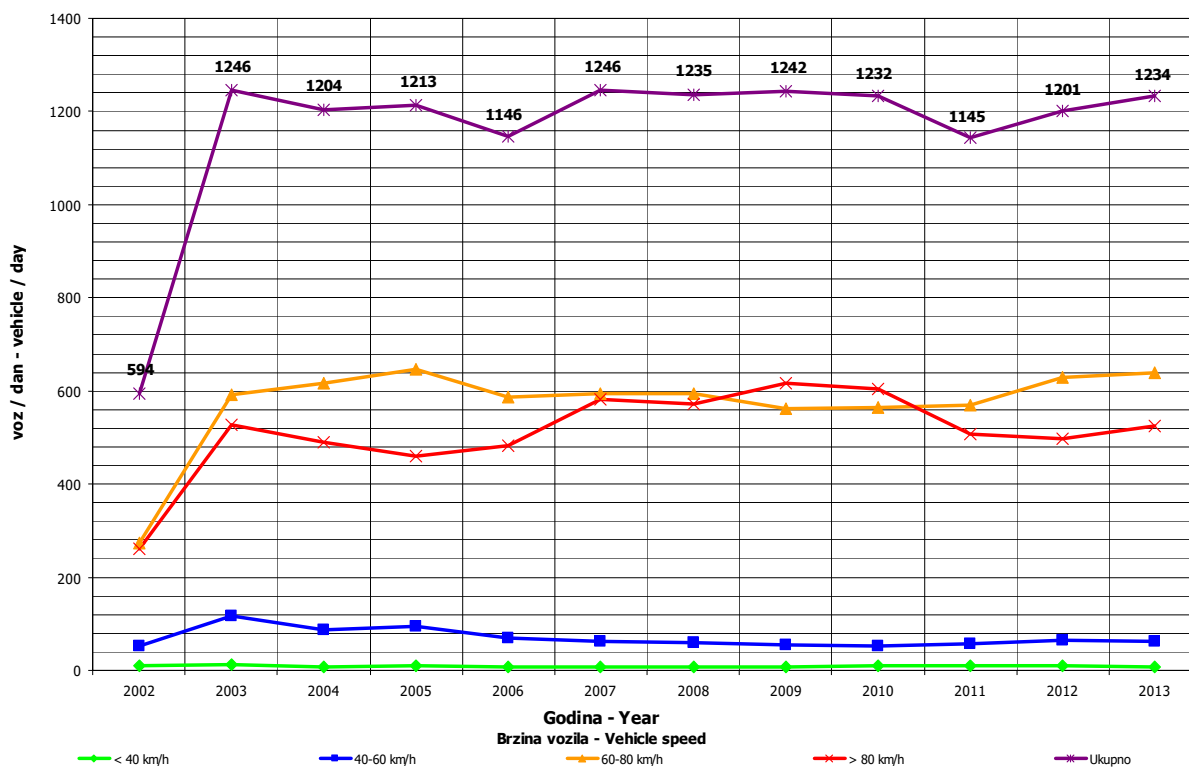
Automatic counter number 000019
 Location / Mileage [km+m] Bajvine / 2+951,00
 Road number / Section M 16 / Crna Rijeka - granica / border RS (Ugar)

Month	Direction	minimum hour		maximum hour		veh/h		veh/day		veh/day		veh/day	maximum day		day time average (5-21 h)	night average (21-05 h)	working day average	weekend average	summer average
		date/day	hour	date/day	hour	veh/h	veh/day	date/day	date/day	date/day	date/day								
January	I	1/Tuesday	2	0	25/Friday	17	48	234	27/Sunday	27/Sunday	550	344	38	245	38	245	138		
	II	7/Monday	23	0	5/Saturday	12	95	275	1/Tuesday	1/Tuesday	817	382	37	242	37	242	176		
	I+II	3/Thursday	22	1	5/Saturday	12	119	520	17/Tuesday	17/Tuesday	1110	726	75	487	75	487	314		
February	I	5/Tuesday	7	0	15/Friday	16	54	284	3/Sunday	3/Sunday	558	371	46	314	46	314	104		
	II	1/Friday	3	0	26/Tuesday	9	52	266	5/Tuesday	5/Tuesday	552	380	39	303	39	303	115		
	I+II	5/Tuesday	9	0	1/Friday	14	91	568	5/Tuesday	5/Tuesday	1077	751	85	617	85	617	219		
March	I	4/Monday	0	0	29/Friday	14	90	302	10/Sunday	10/Sunday	1092	458	65	375	65	375	147		
	II	8/Friday	4	0	31/Sunday	18	57	376	16/Saturday	16/Saturday	577	436	47	332	47	332	151		
	I+II	8/Friday	3	2	29/Friday	14	128	764	10/Sunday	10/Sunday	1603	893	111	707	111	707	298		
April	I	23/Tuesday	11	0	27/Saturday	13	82	386	7/Sunday	7/Sunday	946	508	68	426	68	426	150		
	II	19/Friday	2	0	1/Monday	12	120	479	27/Saturday	27/Saturday	1334	532	63	447	63	447	148		
	I+II	23/Tuesday	11	0	1/Monday	14	167	937	7/Sunday	7/Sunday	1835	1040	132	873	132	873	298		
May	I	7/Tuesday	1	1	19/Sunday	20	94	415	12/Sunday	12/Sunday	1020	532	83	375	83	375	240		
	II	7/Tuesday	3	0	20/Monday	12	80	497	1/Wednesday	1/Wednesday	835	535	67	344	67	344	258		
	I+II	7/Tuesday	3	1	19/Sunday	20	131	1014	26/Sunday	26/Sunday	1643	1067	150	718	150	718	498		
June	I	2/Sunday	1	1	22/Saturday	8	127	473	2/Sunday	2/Sunday	1223	610	98	456	98	456	251	707	
	II	14/Friday	2	1	23/Sunday	20	124	522	4/Tuesday	4/Tuesday	1298	593	89	429	89	429	253	682	
	I+II	6/Thursday	3	4	25/Tuesday	13	165	1043	4/Tuesday	4/Tuesday	1963	1202	187	885	187	885	504	1389	
July	I	14/Sunday	20	3	13/Saturday	15	101	622	2/Tuesday	2/Tuesday	1336	752	168	647	168	647	273	920	
	II	4/Thursday	1	3	28/Sunday	17	104	546	2/Tuesday	2/Tuesday	1273	681	120	556	120	556	245	802	
	I+II	4/Thursday	1	10	28/Sunday	20	152	1168	2/Tuesday	2/Tuesday	2301	1433	288	1203	288	1203	518	1721	
August	I	27/Tuesday	1	4	3/Saturday	13	114	675	26/Monday	26/Monday	1875	831	221	706	221	706	346	1052	
	II	26/Monday	4	2	18/Sunday	16	156	779	6/Tuesday	6/Tuesday	1996	945	176	715	176	715	406	1121	
	I+II	27/Tuesday	1	11	18/Sunday	13	213	1570	29/Thursday	29/Thursday	3070	1776	397	1421	397	1421	753	2173	
September	I	9/Monday	0	0	10/Tuesday	16	68	448	22/Sunday	22/Sunday	789	535	78	434	78	434	180	613	
	II	20/Friday	3	1	1/Sunday	16	91	564	28/Saturday	28/Saturday	1036	581	79	438	79	438	223	660	
	I+II	30/Monday	1	2	1/Sunday	14	133	1093	24/Tuesday	24/Tuesday	1790	1116	157	871	157	871	402	1273	
October	I	6/Sunday	1	1	31/Thursday	17	111	457	15/Tuesday	15/Tuesday	1325	540	79	469	79	469	151		
	II	15/Tuesday	2	1	8/Thursday	14	66	476	26/Saturday	26/Saturday	757	518	59	420	59	420	157		
	I+II	13/Sunday	1	3	31/Thursday	17	146	942	15/Tuesday	15/Tuesday	1870	1058	139	889	139	889	308		
November	I	2/Saturday	3	0	1/Friday	14	93	274	24/Sunday	24/Sunday	1185	451	58	368	58	368	140		
	II	1/Friday	2	1	3/Sunday	10	136	340	30/Saturday	30/Saturday	1506	507	52	355	52	355	203		
	I+II	18/Monday	1	2	3/Sunday	10	165	726	24/Sunday	24/Sunday	1919	957	109	724	109	724	343		
December	I	1/Sunday	4	0	27/Friday	18	112	245	31/Tuesday	31/Tuesday	1432	432	65	365	65	365	132		
	II	1/Sunday	3	0	8/Sunday	16	53	275	31/Tuesday	31/Tuesday	516	381	44	311	44	311	114		
	I+II	1/Sunday	3	1	27/Friday	18	144	520	31/Tuesday	31/Tuesday	1890	813	109	676	109	676	246		
Year	I	1.1/Tuesday	2	0	22.6/Saturday	8	127	234	21.1/Sunday	21.1/Sunday	1875	532	89	632	89	632	598	826	
	II	7.1/Monday	23	0	18.8/Sunday	16	156	266	5.2/Tuesday	5.2/Tuesday	1996	540	73	596	73	596	650	819	
	I+II	5.2/Tuesday	9	0	18.8/Sunday	13	213	520	1.1/Tuesday	1.1/Tuesday	3070	1072	162	1228	162	1228	1248	1644	

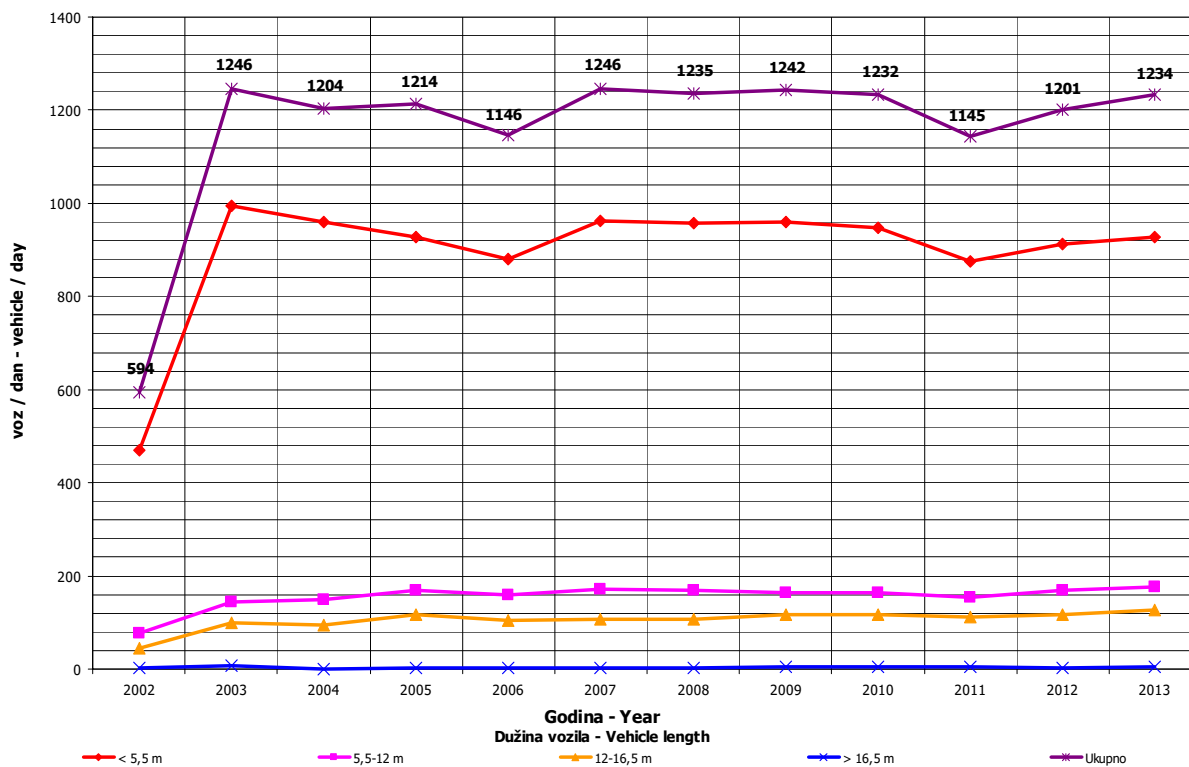
GODIŠNJA NERAVNOMJERNOST SAOBRAĆAJNOG TOKA TRAFFIC FLOW ANNUAL VARIATION

Automatski brojač broj - Automatic counter number
 Lokalizet - Location / Stacionaža - Mileage [km+m]
 Broj puta - Road number / Dionica - Section

000019
 Baljvine / 2+951,00
 M 16 / Crna Rijeka - granica / border RS (Ugar)

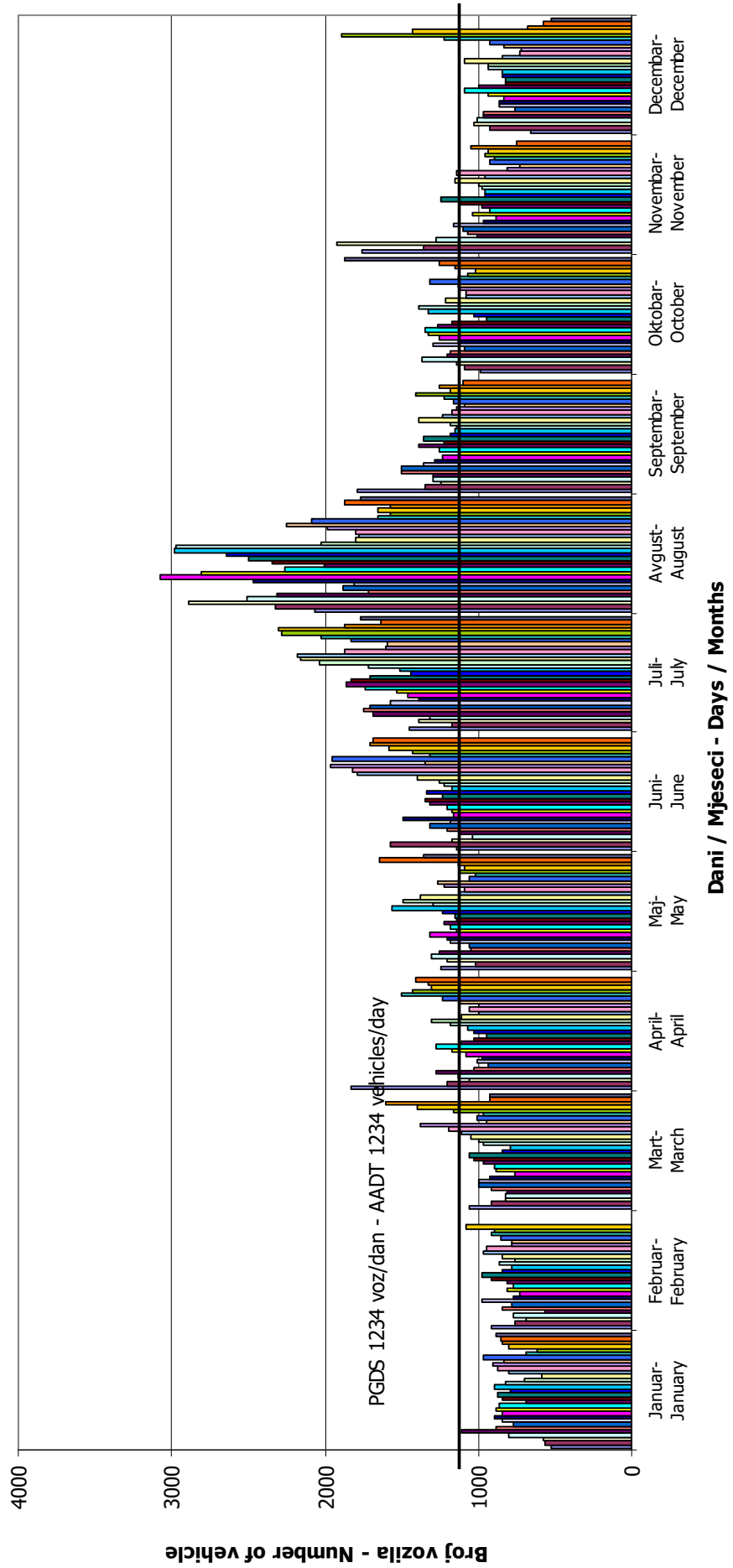


19



DNEVNA NERAVNOMJERNOST SAOBRAĆAJNOG TOKA
TRAFFIC FLOW DAILY VARIATION

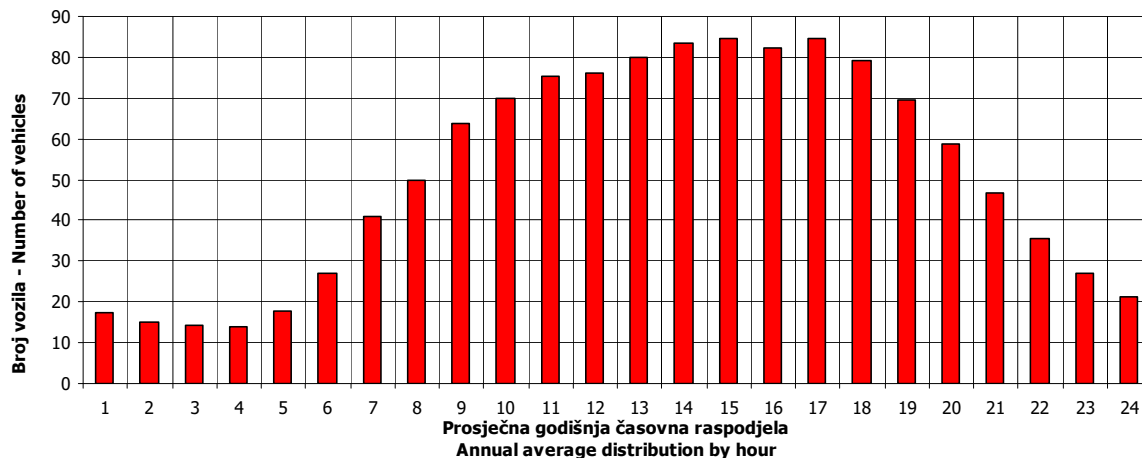
Automatski brojač broj - Automatic counter number 000019
 Lokalityet - Location / Stacionaža - Mileage [km+tm] Baljvine / 2+951,00
 Broj puta - Road number/ Dionica - Section M 16 / Crna Rijeka - granica / border RS (Ugar)



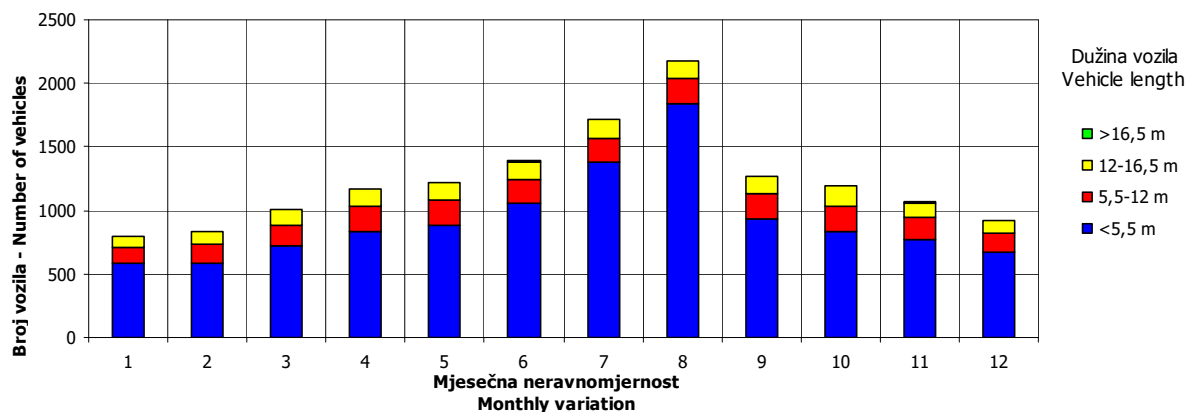
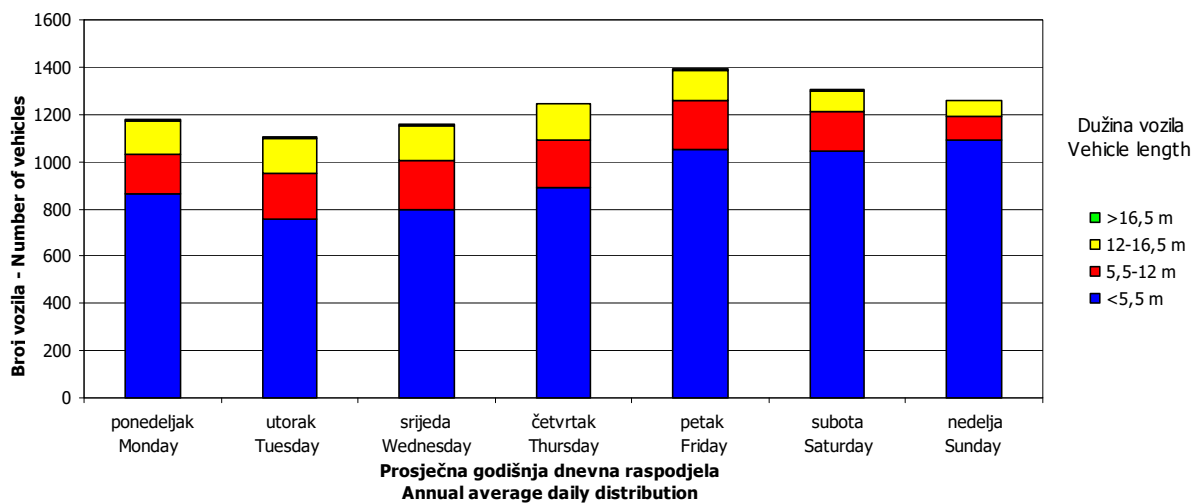
VREMENSKA RASPODJELA SAOBRAĆAJNOG TOKA TRAFFIC FLOW TIME DISTRIBUTION

Automatski brojač broj - Automatic counter number 000019
 Lokalizet - Location / Stacionaža - Mileage [km+m] Baljvine / 2+951,00
 Broj puta - Road number / Dionica - Section M 16 / Crna Rijeka - granica / border RS (Ugar)

PGDS 1234 voz/dan AADT 1234 veh/day



19

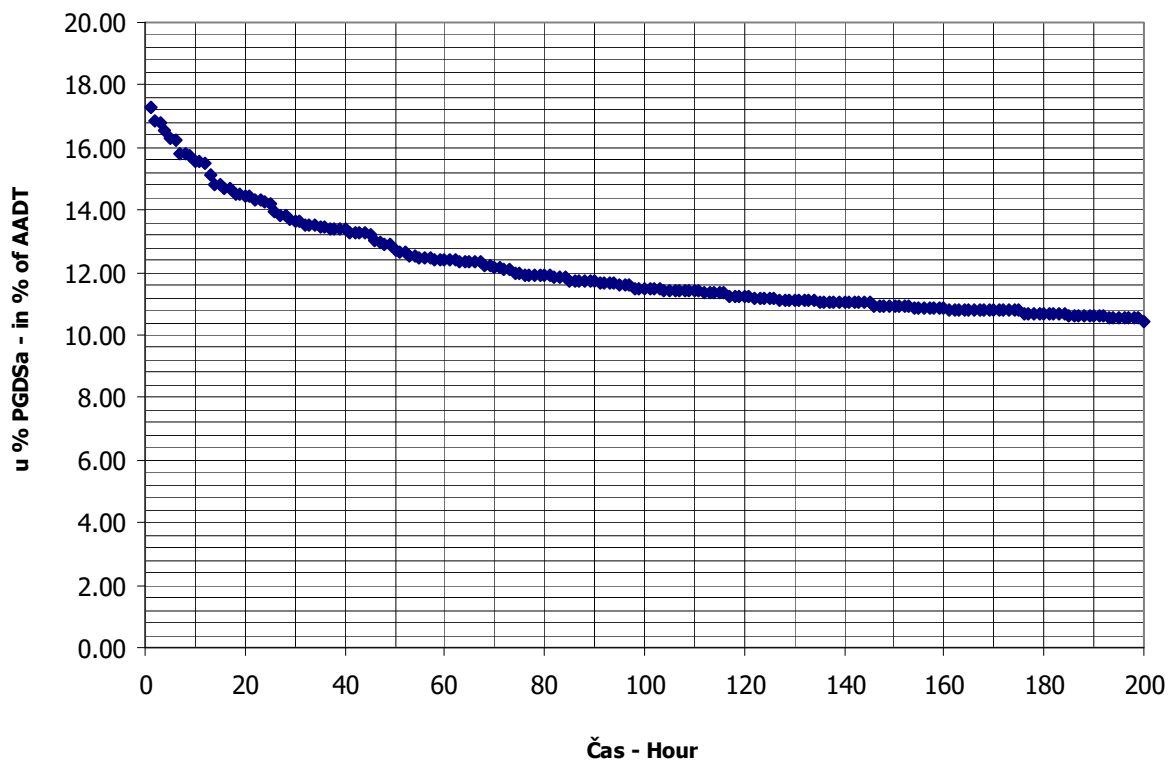


SATNA DISTRIBUCIJA SAOBRAĆAJNOG TOKA
TRAFFIC FLOW HOURLY DISTRIBUTION

Automatski brojač broj - Automatic counter number
 Lokalitet - Location / Stacionaža - Mileage [km+m]
 Broj puta - Road number / Dionica - Section

000019
 Baljvine / 2+951,00
 M 16 / Crna Rijeka - granica / border RS (Ugar)

PGDS - AADT	1234 voz/dan - veh/day							
	Maksimalni vršni sat - Maximum peak hour	10	20	30	40	50	100	200
Čas - Hour								
Sat u danu - Hour of day	13	17	18	13	19	17	11	14
Sat u godini - Hour in year	5509	5513	5418	5317	5323	5297	5291	4502
Dan - Day of week	nedelja - Sunday	nedelja - Sunday	sreda - Wednesday	subota - Saturday	subota - Saturday	petak - Friday	petak - Friday	nedelja - Sunday
Datum - Date	18	18	14	10	10	9	9	7
Mjesec - Month	avgust - August	avgust - August	avgust - August	avgust - August	avgust - August	avgust - August	avgust - August	juli - July
Vrijednost - Value	213	192	178	168	164	156	142	129
% - percent	17.26	15.56	14.42	13.61	13.29	12.64	11.50	10.45



BROJANJE VOZILA NA MREŽI PUTEVA U REPUBLICI SRPSKOJ – 2013. GODINA
VEHICLE COUNTING ON THE ROAD NETWORK OF THE REPUBLIC OF SRPSKA – YEAR 2013

MJESEČNI BROJ VOZILA
MONTHLY NUMBER OF VEHICLES

Automatski brojač broj - Automatic counter number
 Lokalitet - Location / Stacionaža - Mileage [km+m]
 Broj puta - Road number / Dionica - Section

000020
 Jezero / 10+796,00
 M 5 / Mrkonjić Grad - Jezero

	Mjesec - Month											
	Januar- January	Februar- February	Mart- March	April- April	Maj- May	Jun- June	Juli- July	August- August	Septembar- September	Oktober- October	Novembar- November	Decembar- December
1	1533	2350	2089	2458	2666	2603	2628	3373	3174	2401	2929	1506
2	2330	1965	2001	2217	2671	2440	2579	3786	2661	2540	2738	1908
3	2369	1296	2014	2369	2966	2509	2648	3711	2511	2710	2673	1951
4	2643	1700	2090	2290	3034	2259	2747	3630	2798	2964	2498	2175
5	2462	2019	1917	2496	2833	2505	3151	3328	2749	2804	2218	2038
6	1949	1926	1929	2308	2609	2419	3037	3096	3149	2764	2401	2275
7	1797	1965	2005	1959	2538	2916	2840	3641	3223	2562	2505	2056
8	2195	2259	2292	2071	2715	2774	2942	3024	2901	2609	2842	1665
9	2178	1868	2086	2134	2493	3195	2626	3819	2688	2491	2392	2068
10	2179	1483	1940	2209	2837	2566	2742	3928	2475	2581	2214	2147
11	2241	1361	2028	2332	2917	2375	2873	4169	2946	3272	2265	2163
12	2175	1789	1963	2581	2518	2547	3162	3652	2624	3207	2209	2197
13	1519	1548	2275	2440	2536	2712	3205	3472	2902	2320	2300	2304
14	1900	1730	2209	2254	2467	3076	3144	3777	2804	2529	2494	2151
15	1877	2097	2211	2414	2579	3137	2765	3777	2651	1853	2608	1671
16	1542	1918	2060	2150	2517	3011	2799	3729	2596	2592	2489	2081
17	1927	1687	1955	2361	2886	2503	2761	3711	2760	2380	2067	2128
18	1820	1840	2176	2283	2910	2531	2805	3712	2645	2643	2234	2318
19	1867	2056	2165	2682	2659	2589	3296	3505	2683	3008	2127	2432
20	1884	2112	2222	2309	2575	2595	3386	3099	2873	2874	2393	2488
21	2138	1933	2209	2207	2435	3144	3532	3042	2917	2444	2368	2489
22	1927	2221	2643	2350	2594	3918	2923	3020	2487	2496	2751	2159
23	1949	1911	2205	2350	2458	3824	2904	3232	2581	2627	2650	2612
24	1892	1732	1933	2369	2951	3189	3023	3159	2389	2442	1876	2347
25	1956	1868	2147	2443	2398	3212	3105	3175	2474	2615	2188	2432
26	1675	1787	2315	2738	2241	2831	3409	3007	2489	2705	1673	2515
27	1569	2044	2157	2712	2525	2905	3373	2916	3120	2494	1620	3028
28	1980	2056	2518	2579	2426	4320	3568	2994	2555	2436	1782	2841
29	1981		2943	2709	2529	3093	3178	2947	2400	2260	2104	2139
30	2000		2493	3215	2735	3228	3235	3072	2563	2561	2012	2878
31	2038		2240		2830		3130	3185		3205		2416
Ukupno- Total	61492	52521	67430	71989	82048	86926	93516	105688	81788	81389	69620	69578
Prosjek- Average	1984	4775	2175	2400	2647	2898	3017	3409	2726	2625	2321	2244
Godišnji prosjek (PGDS) - Annual average (AADT)												2531

BROJANJE VOZILA NA MREŽI PUTEVA U REPUBLICI SRPSKOJ – 2013. GODINA
VEHICLE COUNTING ON THE ROAD NETWORK OF THE REPUBLIC OF SRPSKA – YEAR 2013

STRUKTURA SAOBRAĆAJNOG TOKA
TRAFFIC FLOW COMPOSITION

Automatski brojač broj - Automatic counter number
 Lokalizet - Location / Stacionaža - Mileage [km+m]
 Broj puta - Road number / Dionica - Section

000020
 Jezero / 10+796,00
 M 5 / Mrkonjić Grad - Jezero

Mjesec - Month	Smjer - Direction	Dužina vozila - Vehicle length								Ukupno - Total
		< 5,5 m	(%)	5,5 - 12 m	(%)	12 - 16,5 m	(%)	< 16,5 m	(%)	
Januar - January	I	26812	89.1	2440	8.1	810	2.7	14	0.0	30076
	II	27441	87.3	2846	9.1	1102	3.5	27	0.1	31416
	ukupno - total	54253	88.2	5286	8.6	1912	3.1	41	0.1	61492
Februar - February	I	23090	87.9	2361	9.0	803	3.1	11	0.0	26265
	II	22093	84.1	3055	11.6	1020	3.9	88	0.3	26256
	ukupno - total	45183	86.0	5416	10.3	1823	3.5	99	0.2	52521
Mart - March	I	30130	87.6	2963	8.6	1307	3.8	13	0.0	34413
	II	28193	85.4	3211	9.7	1582	4.8	31	0.1	33017
	ukupno - total	58323	86.5	6174	9.2	2889	4.3	44	0.1	67430
April - April	I	30288	84.9	3637	10.2	1742	4.9	19	0.1	35686
	II	31266	86.1	3118	8.6	1888	5.2	31	0.1	36303
	ukupno - total	61554	85.5	6755	9.4	3630	5.0	50	0.1	71989
Maj - May	I	35223	86.2	3707	9.1	1905	4.7	25	0.1	40860
	II	35957	87.3	3137	7.6	2069	5.0	25	0.1	41188
	ukupno - total	71180	86.8	6844	8.3	3974	4.8	50	0.1	82048
Juni - June	I	37767	86.8	3744	8.6	1983	4.6	14	0.0	43508
	II	38029	87.6	3241	7.5	2107	4.9	41	0.1	43418
	ukupno - total	75796	87.2	6985	8.0	4090	4.7	55	0.1	86926
Juli - July	I	41133	87.6	3857	8.2	1932	4.1	16	0.0	46938
	II	40995	88.0	3280	7.0	2266	4.9	37	0.1	46578
	ukupno - total	82128	87.8	7137	7.6	4198	4.5	53	0.1	93516
Avgust - August	I	46266	88.6	3943	7.6	1980	3.8	15	0.0	52204
	II	48020	89.8	3255	6.1	2170	4.1	39	0.1	53484
	ukupno - total	94286	89.2	7198	6.8	4150	3.9	54	0.1	105688
Septembar - September	I	34481	85.6	3792	9.4	1998	5.0	16	0.0	40287
	II	35805	86.3	3344	8.1	2313	5.6	39	0.1	41501
	ukupno - total	70286	85.9	7136	8.7	4311	5.3	55	0.1	81788
Oktobar - October	I	34977	86.2	3945	9.7	1635	4.0	16	0.0	40573
	II	35236	86.3	3596	8.8	1940	4.8	44	0.1	40816
	ukupno - total	70213	86.3	7541	9.3	3575	4.4	60	0.1	81389
Novembar - November	I	29227	84.7	3814	11.0	1449	4.2	28	0.1	34518
	II	30169	85.9	3309	9.4	1580	4.5	44	0.1	35102
	ukupno - total	59396	85.3	7123	10.2	3029	4.4	72	0.1	69620
Decembar - December	I	29857	85.6	3589	10.3	1413	4.1	17	0.0	34876
	II	30001	86.5	3148	9.1	1520	4.4	33	0.1	34702
	ukupno - total	59858	86.0	6737	9.7	2933	4.2	50	0.1	69578
Ukupno (godišnje) - Total (annual)	I	399251	86.8	41792	9.1	18957	4.1	204	0.0	460204
	II	403205	86.9	38540	8.3	21557	4.6	479	0.1	463781
	ukupno - total	802456	86.8	80332	8.7	40514	4.4	683	0.1	923985
Prosjeak (PGDS) - Average (AADT)	I	1094	86.8	114	9.1	52	4.1	1	0.0	1261
	II	1105	86.9	106	8.3	59	4.6	1	0.1	1271
	ukupno - total	2199	86.8	220	8.7	111	4.4	2	0.1	2531

BROJANJE VOZILA NA MREŽI PUTEVA U REPUBLICI SRPSKOJ – 2013. GODINA
VEHICLE COUNTING ON THE ROAD NETWORK OF THE REPUBLIC OF SRPSKA – YEAR 2013

SAOBRAĆAJNI POKAZATELJI

Automatski brojač broj

Lokalitet / Stacionaža [km+m]

Broj puta / Dionica

000020

Jezero / 10+796,00

M 5 / Mrkonjić Grad - Jezero

Mjesec	Snjier	minimalni čas		maksimalni čas		minimalni dan		maksimalni dan		dnevni prosjek (05-21 h)	noćni prosjek (21-05 h)	prosjek radnim danom	prosjek vikendom	ljetni prosjek
		čas	voz/h	datum/dan	voz/dan	datum/dan	voz/dan	datum/dan	voz/dan					
Januar	I	23/srijeda	3	0	4/petak	14	112	13/nedjelja	653	1311	839	131	584	386
	II	11/petak	4	1	2/srijeda	15	124	16/srijeda	759	1332	887	126	598	415
	I+II	23/srijeda	3	1	4/petak	15	213	13/nedjelja	1519	2643	1727	257	1182	801
Februar	I	13/srijeda	3	1	1/petak	15	112	3/nedjelja	595	1240	840	98	698	240
	II	4/ponedjeljak	1	0	5/utorak	14	95	11/ponedjeljak	520	1111	849	89	683	255
	I+II	13/srijeda	3	3	1/petak	15	194	3/nedjelja	1296	2350	1689	187	1381	495
Mart	I	12/utorak	3	0	22/petak	13	142	17/nedjelja	919	1551	994	116	763	347
	II	27/srijeda	1	0	29/petak	16	115	6/srijeda	862	1392	955	110	737	328
	I+II	27/srijeda	1	2	29/petak	16	247	5/utorak	1917	2943	1949	226	1500	675
April	I	4/četvrtak	3	2	30/utorak	15	129	7/nedjelja	930	1582	1094	135	878	312
	II	10/srijeda	3	1	30/utorak	18	149	7/nedjelja	1029	1633	1076	134	896	314
	I+II	17/srijeda	3	3	30/utorak	18	261	7/nedjelja	1959	3215	2130	269	1774	626
Maj	I	13/ponedjeljak	2	3	1/srijeda	11	137	26/nedjelja	1066	1546	1148	170	760	558
	II	8/srijeda	3	0	3/petak	18	133	25/subota	1166	1501	1171	158	761	568
	I+II	14/utorak	3	6	18/subota	10	251	26/nedjelja	2241	3034	2320	327	1520	1126
Juni	I	1/subota	3	4	23/nedjelja	14	199	4/utorak	1119	2253	1247	203	925	525
	II	3/ponedjeljak	2	2	23/nedjelja	17	192	4/utorak	1140	2067	1262	185	931	516
	I+II	3/ponedjeljak	2	6	28/petak	14	326	4/utorak	2259	4320	2509	388	1857	1041
Juli	I	2/utorak	3	3	26/petak	18	147	2/utorak	1277	1809	1301	213	1093	422
	II	2/utorak	2	1	21/nedjelja	19	152	2/utorak	1302	1848	1301	201	1083	420
	I+II	2/utorak	2	5	28/nedjelja	12	266	2/utorak	2579	3568	2602	415	2175	841
Avgust	I	26/ponedjeljak	3	3	16/petak	16	169	27/utorak	1394	2147	1449	235	1175	509
	II	29/četvrtak	2	2	10/subota	20	169	8/četvrtak	1493	2025	1491	235	1190	535
	I+II	28/srijeda	1	6	15/četvrtak	14	301	27/utorak	2916	4169	2940	470	2365	1045
Septembar	I	25/srijeda	3	0	6/petak	14	155	29/nedjelja	1116	1710	1177	166	937	406
	II	2/ponedjeljak	3	2	1/nedjelja	18	146	24/utorak	1189	1803	1227	156	952	431
	I+II	25/srijeda	3	4	17/utorak	15	269	24/utorak	2389	3223	2405	322	1889	837
Oktobar	I	1/utorak	3	2	11/petak	14	197	15/utorak	944	1836	1163	146	963	346
	II	9/srijeda	3	1	12/subota	1	144	15/utorak	909	1763	1179	137	947	370
	I+II	14/ponedjeljak	3	5	11/petak	14	288	15/utorak	1853	3272	2342	283	1910	715
Novembar	I	13/srijeda	3	1	1/petak	15	129	27/srijeda	794	1562	1030	121	776	375
	II	5/utorak	1	1	3/nedjelja	15	152	27/srijeda	826	1576	1063	107	762	408
	I+II	28/četvrtak	1	2	8/petak	14	244	27/srijeda	1620	2929	2092	228	1538	783
Decembar	I	2/ponedjeljak	1	2	27/petak	14	132	1/nedjelja	674	1483	1004	121	823	302
	II	6/petak	3	0	27/petak	13	128	1/nedjelja	832	1545	1012	108	819	301
	I+II	3/utorak	1	4	27/petak	14	246	1/nedjelja	1506	3028	2016	229	1642	602
Godina	I	23.1/srijeda	3	0	23.6/nedjelja	14	199	3.2/nedjelja	595	2253	1106	155	1264	1499
	II	4.2/ponedjeljak	1	0	23.6/nedjelja	17	192	11.2/ponedjeljak	520	2067	1125	146	1262	1289
	I+II	23.1/srijeda	3	1	28.6/petak	14	326	3.2/nedjelja	1296	4320	2231	301	2526	3016

BRONJE VOZILA NA MREZI PUTEVA U REPUBLICI SRPSKOJ – 2013. GODINA
VEHICLE COUNTING ON THE ROAD NETWORK OF THE REPUBLIC OF SRPSKA – YEAR 2013

TRAFFIC PARAMETERS

Automatic counter number
 Location / Mileage [km+m]
 Road number / Section

000020

Jezero / 10+796,00

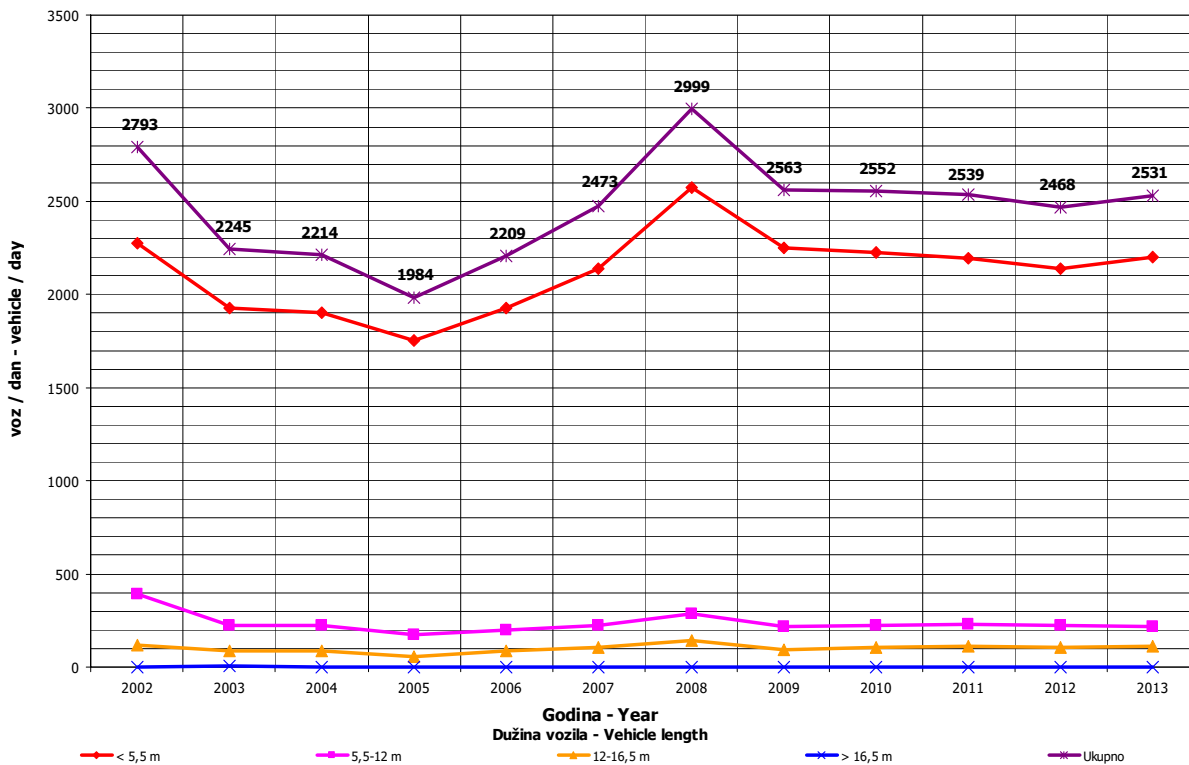
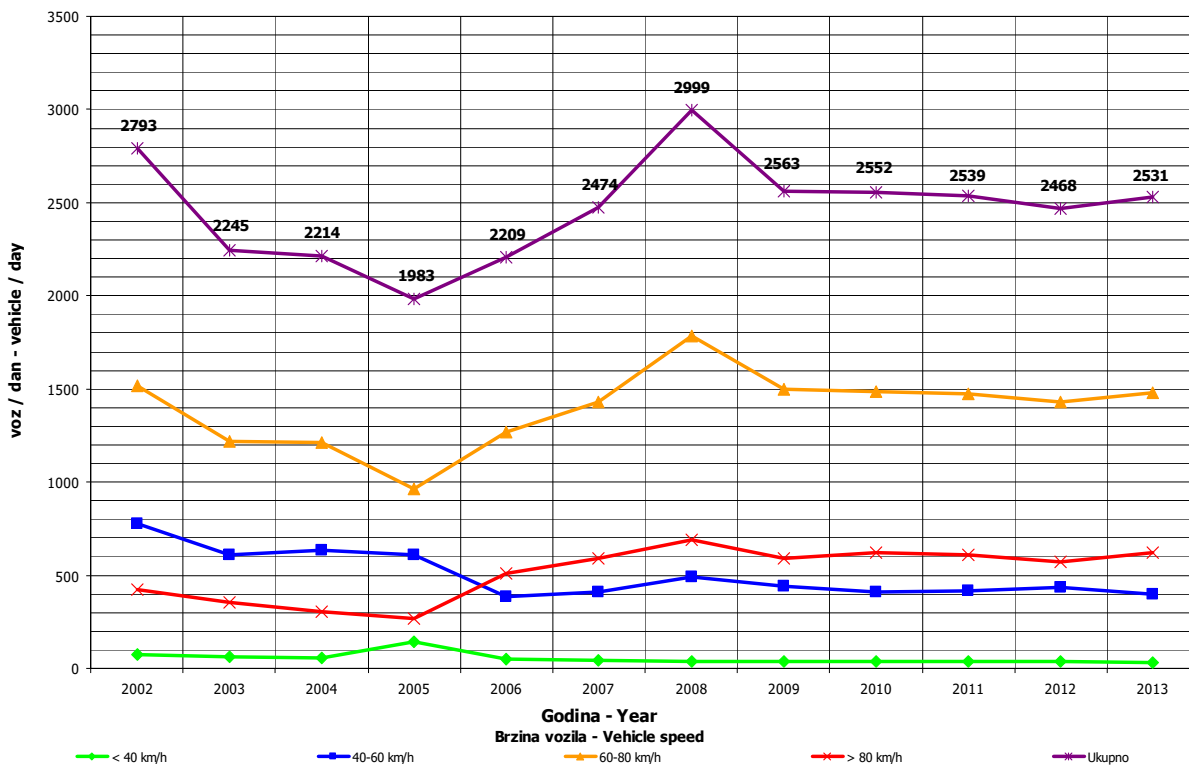
M 5 / Mirkonjić Grad - Jezero

Month	Direction	minimum hour		maximum hour		veh/h	veh/day	minimum day		maximum day		day time average (5-21 h)	night average (21-05 h)	working day average	weekend average	summer average
		date/day	hour	date/day	hour			date/day	veh/day	date/day	veh/day					
January	I	23/Wednesday	3	0	4/Friday	14	112	13/Sunday	653	4/Friday	1311	889	131	584	386	
	II	11/Friday	4	1	2/Wednesday	15	124	16/Wednesday	759	4/Friday	1332	837	126	598	415	
	I+II	23/Wednesday	3	1	4/Friday	15	213	13/Sunday	1519	4/Friday	2643	1727	257	1182	801	
February	I	13/Wednesday	3	1	1/Friday	15	112	3/Sunday	595	1/Friday	1240	840	98	698	240	
	II	4/Monday	1	0	5/Tuesday	14	95	11/Monday	520	22/Friday	1111	849	89	683	255	
	I+II	13/Wednesday	3	3	1/Friday	15	194	3/Sunday	1296	1/Friday	2350	1689	187	1381	495	
March	I	12/Tuesday	3	0	22/Friday	13	142	17/Sunday	919	29/Friday	1551	994	116	763	347	
	II	27/Wednesday	1	0	29/Friday	16	115	6/Wednesday	862	29/Friday	1392	955	110	737	328	
	I+II	27/Wednesday	1	2	29/Friday	16	247	5/Tuesday	1917	29/Friday	2943	1949	226	1500	675	
April	I	4/Thursday	3	2	30/Tuesday	15	129	7/Sunday	930	30/Tuesday	1582	1054	135	878	312	
	II	10/Wednesday	3	1	30/Tuesday	18	149	7/Sunday	1029	30/Tuesday	1633	1076	134	896	314	
	I+II	17/Wednesday	3	3	30/Tuesday	18	261	7/Sunday	1959	30/Tuesday	3215	2130	269	1774	626	
May	I	13/Monday	2	3	1/Wednesday	11	137	26/Sunday	1066	4/Saturday	1546	1148	170	760	558	
	II	8/Wednesday	3	0	3/Friday	18	133	25/Saturday	1166	11/Saturday	1501	1171	158	761	568	
	I+II	14/Tuesday	3	6	18/Saturday	10	251	26/Sunday	2241	4/Saturday	3034	2320	327	1520	1126	
June	I	1/Saturday	3	4	23/Sunday	14	199	4/Tuesday	1119	28/Friday	2253	1247	203	925	525	1450
	II	3/Monday	2	2	23/Sunday	17	192	4/Tuesday	1140	28/Friday	2067	1262	185	931	516	1447
	I+II	3/Monday	2	6	28/Friday	14	326	4/Tuesday	2259	28/Friday	4320	2509	388	1857	1041	2898
July	I	2/Tuesday	3	3	26/Friday	18	147	2/Tuesday	1277	26/Friday	1809	1301	213	1093	422	1514
	II	2/Tuesday	2	1	21/Sunday	19	152	2/Tuesday	1302	28/Sunday	1848	1301	201	1083	420	1503
	I+II	2/Tuesday	2	5	28/Sunday	12	266	2/Tuesday	2579	28/Sunday	3568	2602	415	2175	841	3017
August	I	26/Monday	3	3	16/Friday	16	169	27/Tuesday	1394	11/Sunday	2147	1449	235	1175	509	1684
	II	29/Thursday	2	2	10/Saturday	20	169	8/Thursday	1493	17/Saturday	2025	1491	235	1190	535	1725
	I+II	28/Wednesday	1	6	15/Thursday	14	301	27/Tuesday	2916	11/Sunday	4169	2940	470	2365	1045	3409
September	I	25/Wednesday	3	0	6/Friday	14	155	29/Sunday	1116	6/Friday	1710	1177	166	937	406	1343
	II	2/Monday	3	2	1/Sunday	18	146	24/Tuesday	1189	7/Saturday	1803	1227	156	952	431	1383
	I+II	25/Wednesday	3	4	17/Tuesday	15	269	24/Tuesday	2389	7/Saturday	3223	2405	322	1889	837	2726
October	I	1/Tuesday	3	2	11/Friday	14	197	15/Tuesday	944	11/Friday	1836	1163	146	963	346	
	II	9/Wednesday	3	1	12/Saturday	1	144	15/Tuesday	909	12/Saturday	1763	1179	137	947	370	
	I+II	14/Monday	3	5	11/Friday	14	288	15/Tuesday	1853	11/Friday	3272	2342	283	1910	715	
November	I	13/Wednesday	3	1	1/Friday	15	129	27/Wednesday	794	1/Friday	1562	1030	121	776	375	
	II	5/Tuesday	1	1	3/Sunday	15	152	27/Wednesday	826	3/Sunday	1576	1063	107	762	408	
	I+II	28/Thursday	1	2	8/Friday	14	244	27/Wednesday	1620	1/Friday	2929	2092	228	1538	783	
December	I	2/Monday	1	2	27/Friday	14	132	1/Sunday	674	27/Friday	1483	1004	121	823	302	
	II	6/Friday	3	0	27/Friday	13	128	1/Sunday	832	27/Friday	1545	1012	108	819	301	
	I+II	3/Tuesday	1	4	27/Friday	14	246	1/Sunday	1506	27/Friday	3028	2016	229	1642	602	
Year	I	23-1/Wednesday	3	0	23-6/Sunday	14	199	1/Sunday	595	28-6/Friday	2253	1106	155	1264	1254	1499
	II	4-2/Monday	1	0	23-6/Sunday	17	192	3-2/Sunday	520	28-6/Friday	2067	1125	146	1262	1289	1516
	I+II	23-1/Wednesday	3	1	28-6/Friday	14	326	3-2/Sunday	1296	28-6/Friday	4320	2231	301	2526	2543	3016

GODIŠNJA NERAVNOMJERNOST SAOBRAĆAJNOG TOKA TRAFFIC FLOW ANNUAL VARIATION

Automatski brojač broj - Automatic counter number
 Lokalizet - Location / Stacionaža - Mileage [km+m]
 Broj puta - Road number / Dionica - Section

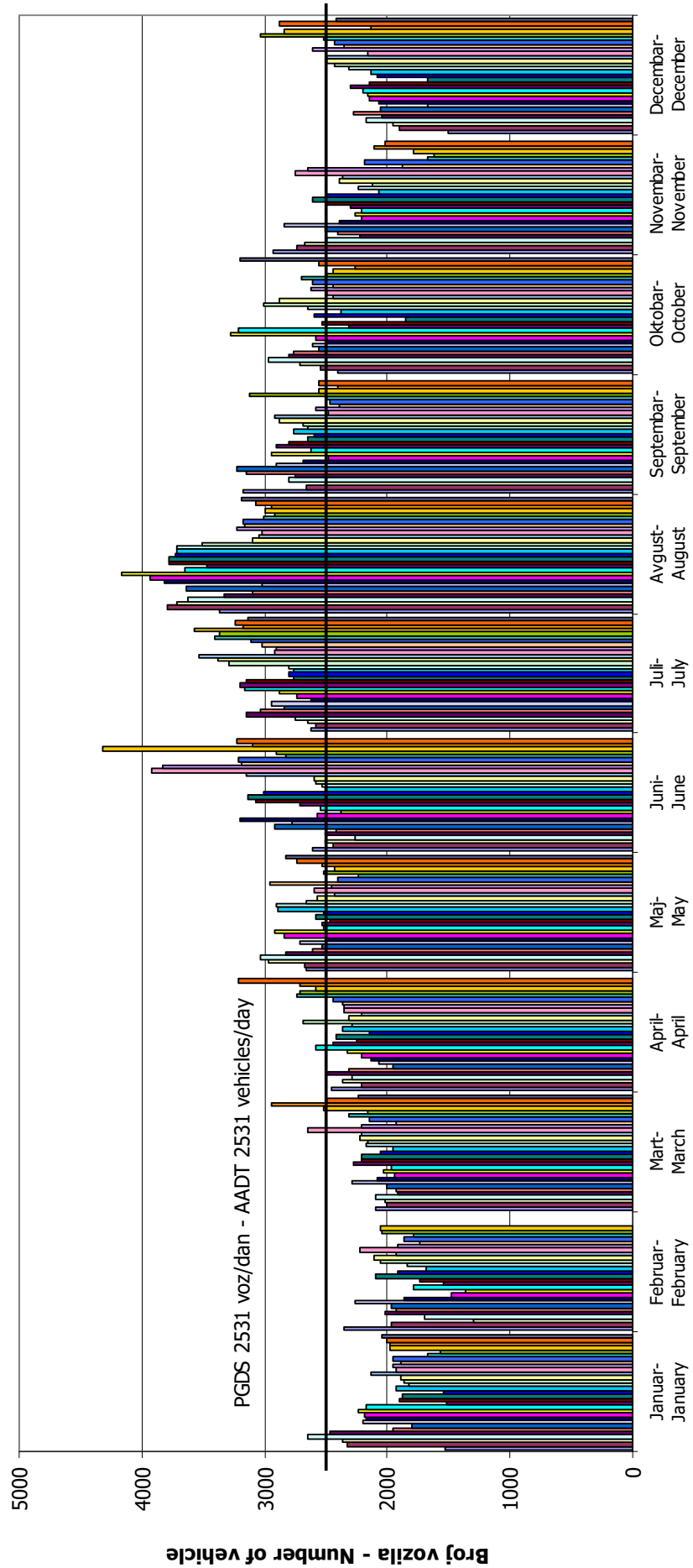
000020
 Jezero / 10+796,00
 M 5 / Mrkonjić Grad - Jezero



**DNEVNA NERAVNOMJERNOST SAOBRAĆAJNOG TOKA
 TRAFFIC FLOW DAILY VARIATION**

Automatski brojač broj - Automatic counter number
 Lokalizet - Location / Stacionaža - Mileage [km+tm]
 Broj puta - Road number/ Dionica - Section

000020
 Jezero / 10+796,00
 M 5 / Mrkonjić Grad - Jezero

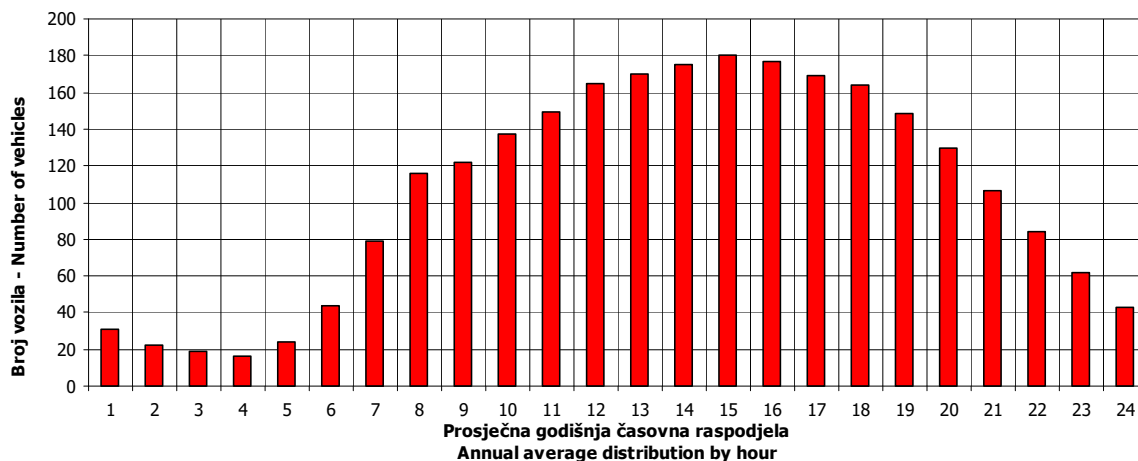


VREMENSKA RASPODJELA SAOBRAĆAJNOG TOKA TRAFFIC FLOW TIME DISTRIBUTION

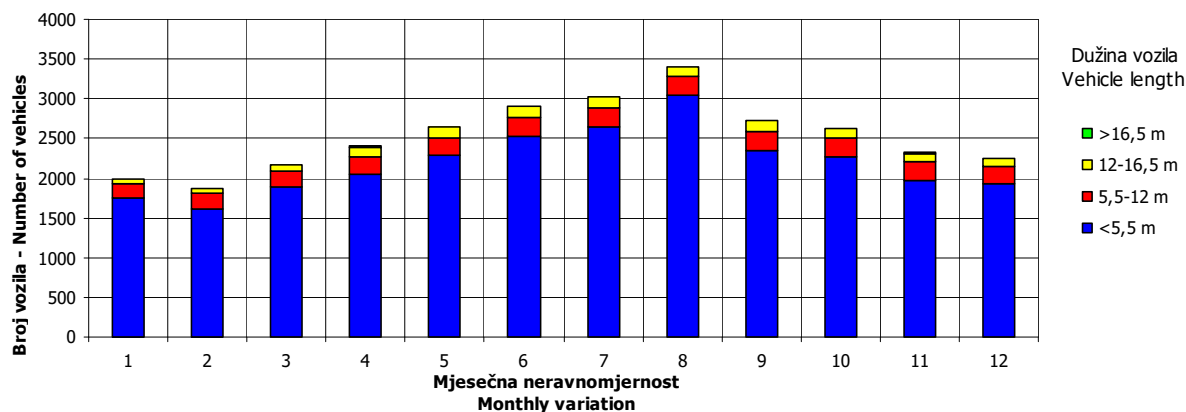
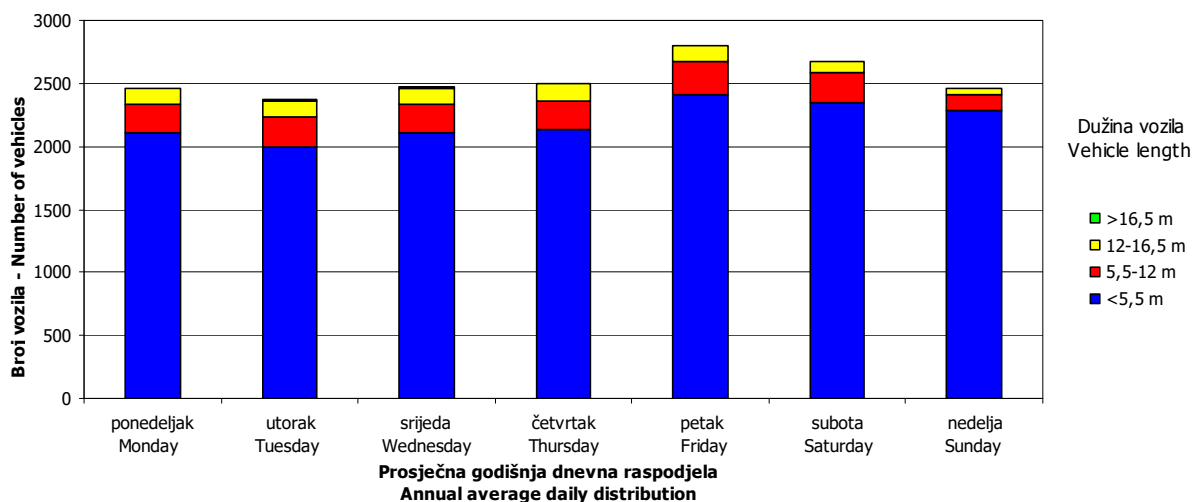
Automatski brojač broj - Automatic counter number
 Lokalizet - Location / Stacionaža - Mileage [km+m]
 Broj puta - Road number / Dionica - Section

000020
 Jezero / 10+796,00
 M 5 / Mrkonjić Grad - Jezero

PGDS 2531 voz/dan AADT 2531 veh/day



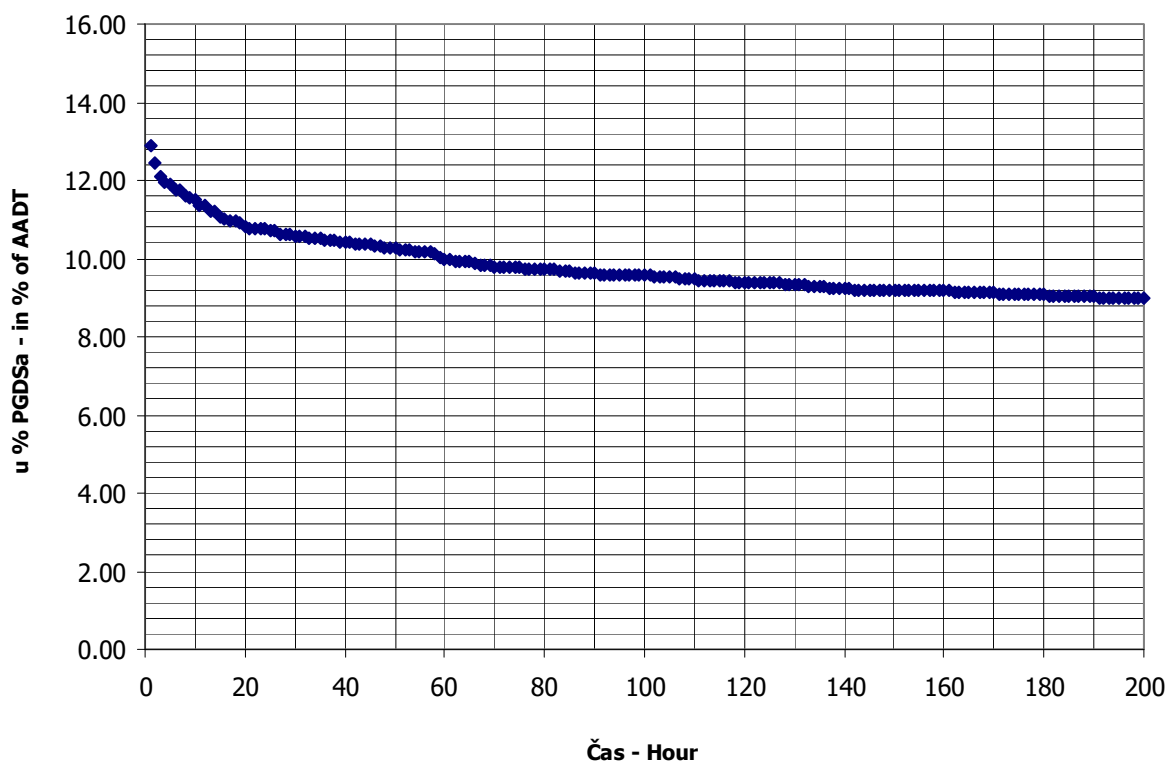
20



SATNA DISTRIBUCIJA SAOBRAĆAJNOG TOKA TRAFFIC FLOW HOURLY DISTRIBUTION

Automatski brojač broj - Automatic counter number 000020
 Lokalizet - Location / Stacionaža - Mileage [km+m] Jezero / 10+796,00
 Broj puta - Road number / Dionica - Section M 5 / Mrkonjić Grad - Jezero

PGDS - AADT	2531 voz/dan - veh/day							
Čas - Hour	Maksimalni vršni sat - Maximum peak hour	10	20	30	40	50	100	200
Sat u danu - Hour of day	14	14	11	12	15	15	13	14
Sat u godini - Hour in year	4286	6806	4139	5412	5439	5511	8653	4838
Dan - Day of week	petak - Friday	petak - Friday	subota - Saturday	srijeda - Wednesday	četvrtak - Thursday	nedelja - Sunday	petak - Friday	nedelja - Sunday
Datum - Date	28	11	22	14	15	18	27	21
Mjesec - Month	juni - June	oktobar - October	juni - June	avgust - August	avgust - August	avgust - August	decembar - December	juli - July
Vrijednost - Value	326	288	273	268	264	259	242	227
% - percent	12.88	11.38	10.78	10.59	10.43	10.23	9.56	8.97



BROJANJE VOZILA NA MREŽI PUTEVA U REPUBLICI SRPSKOJ – 2013. GODINA
VEHICLE COUNTING ON THE ROAD NETWORK OF THE REPUBLIC OF SRPSKA – YEAR 2013

MJESEČNI BROJ VOZILA
MONTHLY NUMBER OF VEHICLES

Automatski brojač broj - Automatic counter number 000021
 Lokalitet - Location / Stacionaža - Mileage [km+m] Podrašnica / 2+138,00
 Broj puta - Road number / Dionica - Section M 15 / Rogolji - Barači

	Mjesec - Month											
	Januar- January	Februar- February	Mart- March	April- April	Maj- May	Jun- June	Juli- July	August- August	Septembar- September	Oktober- October	Novembar- November	Decembar- December
1	887	719	844	832	1585	1054	1150	1558	1506	897	1267	684
2	773	746	829	681	1311	1005	1087	2296	1112	973	1366	661
3	777	409	779	728	1101	909	1128	2206	1120	1211	1052	653
4	881	518	752	756	1624	869	1101	2291	1113	1389	931	743
5	1062	542	713	770	1635	864	1272	1726	1204	1767	794	718
6	915	547	702	840	1797	963	1328	2128	1276	1148	869	854
7	787	533	704	828	1238	1011	1279	1446	1577	1054	933	875
8	605	646	850	883	1075	1055	1220	1410	1383	949	1182	747
9	677	606	981	807	1138	1283	1142	1623	1236	869	1257	826
10	734	492	804	732	1217	997	1130	2117	1080	1036	1096	759
11	867	575	687	926	1156	1010	1211	2182	940	1368	890	942
12	690	494	703	1214	932	879	1523	1598	1095	1331	754	771
13	649	532	669	1115	978	966	1706	1497	1323	1267	895	840
14	691	672	610	1043	966	1289	1618	1413	1804	1104	915	866
15	704	641	538	1001	1025	1461	1467	1548	1758	1122	980	692
16	1020	640	697	946	980	1354	1179	1782	1414	977	1068	580
17	565	576	731	973	1186	1231	1333	2109	1146	1038	1032	398
18	561	597	798	938	1442	1051	1332	2006	1399	1296	1021	460
19	720	786	716	1119	1246	1066	1471	1606	1285	1221	890	947
20	928	607	818	1199	943	1189	1856	1387	1738	1200	957	878
21	781	536	638	1073	898	1346	1817	1260	1761	1072	918	951
22	626	590	767	952	848	1991	1460	1376	1871	1039	1061	820
23	679	601	1003	1002	789	1819	1290	1616	1405	1042	986	927
24	520	604	720	1027	996	1202	1421	1758	1294	1083	923	926
25	538	646	683	954	1068	1028	1335	1680	1415	1172	861	859
26	510	573	756	1154	987	1120	1574	1278	1366	1211	538	885
27	570	598	762	1246	970	1143	1884	1271	1339	1103	474	955
28	640	604	681	1253	1002	1183	1989	1140	1900	1081	617	980
29	694		966	1168	959	1467	1554	1222	1486	1024	773	911
30	654		1101	1322	880	1313	1312	1402	989	1066	902	986
31	724		860		998		1384	1481		1018		861
Ukupno- Total	22429	16630	23862	29482	34970	35118	43553	51413	41335	35128	28202	24955
Prosje- Average	724	1512	770	983	1128	1171	1405	1658	1378	1133	940	805
Godišnji prosjek (PGDS) - Annual average (AADT)												1060

BROJANJE VOZILA NA MREŽI PUTEVA U REPUBLICI SRPSKOJ – 2013. GODINA
VEHICLE COUNTING ON THE ROAD NETWORK OF THE REPUBLIC OF SRPSKA – YEAR 2013

STRUKTURA SAOBRAĆAJNOG TOKA
TRAFFIC FLOW COMPOSITION

Automatski brojač broj - Automatic counter number
 Lokalizet - Location / Stacionaža - Mileage [km+m]
 Broj puta - Road number / Dionica - Section

000021
 Podrašnica / 2+138,00
 M 15 / Rogolji - Barači

Mjesec- Month	Smjer- Direction	Dužina vozila - Vehicle length								Ukupno- Total
		< 5,5 m	(%)	5,5 - 12 m	(%)	12 - 16,5 m	(%)	< 16,5 m	(%)	
Januar - January	I	10468	93.7	604	5.4	94	0.8	2	0.0	11168
	II	10506	93.3	645	5.7	107	1.0	3	0.0	11261
	ukupno - total	20974	93.5	1249	5.6	201	0.9	5	0.0	22429
Februar - February	I	7632	91.4	606	7.3	113	1.4	1	0.0	8352
	II	7578	91.5	614	7.4	86	1.0	0	0.0	8278
	ukupno - total	15210	91.5	1220	7.3	199	1.2	1	0.0	16630
Mart - March	I	10817	91.1	847	7.1	207	1.7	0	0.0	11871
	II	10922	91.1	839	7.0	228	1.9	2	0.0	11991
	ukupno - total	21739	91.1	1686	7.1	435	1.8	2	0.0	23862
April - April	I	13334	91.3	990	6.8	284	1.9	0	0.0	14608
	II	13551	91.1	1029	6.9	294	2.0	0	0.0	14874
	ukupno - total	26885	91.2	2019	6.8	578	2.0	0	0.0	29482
Maj - May	I	16400	92.5	933	5.3	402	2.3	2	0.0	17737
	II	15955	92.6	921	5.3	356	2.1	1	0.0	17233
	ukupno - total	32355	92.5	1854	5.3	758	2.2	3	0.0	34970
Juni - June	I	15995	91.9	986	5.7	414	2.4	1	0.0	17396
	II	16346	92.2	994	5.6	377	2.1	5	0.0	17722
	ukupno - total	32341	92.1	1980	5.6	791	2.3	6	0.0	35118
Juli - July	I	19747	92.0	1255	5.8	459	2.1	1	0.0	21462
	II	20433	92.5	1197	5.4	455	2.1	6	0.0	22091
	ukupno - total	40180	92.3	2452	5.6	914	2.1	7	0.0	43553
Avgust - August	I	24491	93.9	1115	4.3	476	1.8	3	0.0	26085
	II	23701	93.6	1196	4.7	424	1.7	7	0.0	25328
	ukupno - total	48192	93.7	2311	4.5	900	1.8	10	0.0	51413
Septembar - September	I	19027	90.6	1413	6.7	556	2.6	3	0.0	20999
	II	18393	90.4	1405	6.9	528	2.6	10	0.0	20336
	ukupno - total	37420	90.5	2818	6.8	1084	2.6	13	0.0	41335
Oktobar - October	I	15650	88.2	1410	7.9	674	3.8	2	0.0	17736
	II	15383	88.4	1433	8.2	573	3.3	3	0.0	17392
	ukupno - total	31033	88.3	2843	8.1	1247	3.5	5	0.0	35128
Novembar - November	I	12781	90.1	1023	7.2	389	2.7	0	0.0	14193
	II	12617	90.1	1053	7.5	332	2.4	7	0.0	14009
	ukupno - total	25398	90.1	2076	7.4	721	2.6	7	0.0	28202
Decembar - December	I	11305	90.7	918	7.4	242	1.9	2	0.0	12467
	II	11233	90.0	959	7.7	295	2.4	1	0.0	12488
	ukupno - total	22538	90.3	1877	7.5	537	2.2	3	0.0	24955
Ukupno (godišnje) - Total (annual)	I	177647	91.5	12100	6.2	4310	2.2	17	0.0	194074
	II	176618	91.5	12285	6.4	4055	2.1	45	0.0	193003
	ukupno - total	354265	91.5	24385	6.3	8365	2.2	62	0.0	387077
Prosjeak (PGDS) - Average (AADT)	I	487	91.5	33	6.2	12	2.2	0	0.0	532
	II	484	91.5	34	6.4	11	2.1	0	0.0	529
	ukupno - total	971	91.5	67	6.3	23	2.2	0	0.0	1060

BRONJE VOZILA NA MREZI PUTEVA U REPUBLICI SRPSKOJ – 2013. GODINA
VEHICLE COUNTING ON THE ROAD NETWORK OF THE REPUBLIC OF SRPSKA – YEAR 2013

SAOBRAĆAJNI POKAZATELJI

000021
 Podrašnica / 2+138,00
 M 15 / Rogolji - Barači

Automatski brojač broj
 Lokalizirano / Stacionarno [km+m]
 Broj puta / Dionica

Mjesec	Smjer	minimalni čas		maksimalni čas		minimalni dan		maksimalni dan		dnevni prosjek (05-21 h)	noćni prosjek (21-05 h)	prosjek radnim danom	prosjek vikendom	ljetni prosjek
		datum/dan	čas	voz/h	datum/dan	čas	voz/h	datum/dan	voz/dan					
Januar	I	1/utorak	3	0	5/subota	16	68	26/subota	251	542	38	203	157	
	II	2/srijeda	3	0	16/srijeda	11	57	24/četvrtak	258	537	44	202	161	
	I+II	4/petak	2	0	5/subota	16	107	26/subota	510	1062	81	405	318	
Februar	I	1/petak	1	0	24/nedjelja	16	57	3/nedjelja	215	399	22	214	85	
	II	1/petak	1	0	2/subota	11	45	3/nedjelja	194	387	25	213	82	
	I+II	1/petak	1	0	2/subota	10	73	3/nedjelja	409	786	47	427	167	
Mart	I	1/petak	3	0	30/subota	18	66	15/petak	265	542	30	243	140	
	II	2/subota	4	0	9/subota	10	61	15/petak	273	559	36	252	134	
	I+II	6/srijeda	2	0	9/subota	10	90	15/petak	538	1101	65	495	274	
April	I	4/četvrtak	2	0	12/petak	16	83	2/utorak	354	636	42	342	145	
	II	2/utorak	2	0	12/petak	12	83	2/utorak	327	726	42	354	141	
	I+II	9/utorak	2	0	12/petak	16	131	2/utorak	681	1322	83	696	287	
Maj	I	3/petak	3	0	18/subota	16	110	23/četvrtak	399	1047	66	292	280	
	II	8/srijeda	4	0	5/nedjelja	19	112	23/četvrtak	390	879	57	287	269	
	I+II	13/ponedjeljak	1	0	5/nedjelja	19	177	23/četvrtak	789	1797	123	579	549	
Juni	I	4/utorak	4	0	23/nedjelja	19	105	5/srijeda	429	991	75	347	233	580
	II	1/subota	2	0	22/subota	9	120	4/utorak	435	1095	61	364	227	591
	I+II	5/srijeda	2	0	22/subota	9	160	5/srijeda	864	1991	136	711	460	1171
Juli	I	2/utorak	1	0	28/nedjelja	20	127	2/utorak	532	1046	104	474	218	692
	II	2/utorak	2	0	27/subota	9	97	2/utorak	555	1005	73	496	216	713
	I+II	2/utorak	1	1	28/nedjelja	20	166	2/utorak	1087	1989	177	970	435	1405
Avgust	I	18/nedjelja	3	0	4/nedjelja	20	125	28/srijeda	604	1275	119	541	300	841
	II	20/utorak	1	0	6/utorak	14	115	28/srijeda	536	1234	89	542	275	817
	I+II	21/srijeda	1	1	6/utorak	14	181	28/srijeda	1140	2296	208	1083	575	1658
Septembar	I	5/četvrtak	3	0	22/nedjelja	19	188	11/srijeda	472	1018	62	438	262	700
	II	2/ponedjeljak	1	0	22/nedjelja	8	152	30/ponedjeljak	452	965	54	439	239	678
	I+II	5/četvrtak	3	0	22/nedjelja	19	210	11/srijeda	940	1900	116	876	502	1378
Oktobar	I	1/utorak	4	0	5/subota	14	111	9/srijeda	434	892	43	399	173	
	II	1/utorak	2	0	5/subota	9	145	1/utorak	430	875	42	403	158	
	I+II	2/srijeda	0	0	5/subota	9	175	9/srijeda	869	1767	84	803	331	
Novembar	I	1/petak	4	0	10/nedjelja	17	86	27/srijeda	242	667	36	292	181	
	II	4/ponedjeljak	0	0	2/subota	9	91	27/srijeda	232	699	35	295	172	
	I+II	6/srijeda	3	0	2/subota	9	129	27/srijeda	474	1366	71	587	353	
Decembar	I	1/nedjelja	3	0	11/srijeda	16	82	17/utorak	191	487	36	281	122	
	II	2/ponedjeljak	1	0	15/nedjelja	12	111	17/utorak	207	499	36	282	121	
	I+II	2/ponedjeljak	2	0	15/nedjelja	12	135	17/utorak	398	986	72	562	243	
Godina	I	1.1/utorak	3	0	22.9/nedjelja	19	188	17.12/utorak	191	1275	56	496	610	704
	II	2.1/srijeda	3	0	22.9/nedjelja	8	152	3.2/utorak	194	1234	50	504	583	701
	I+II	4.1/petak	2	0	22.9/nedjelja	19	210	17.12/utorak	398	2296	106	1000	1193	1405

BRONJE VOZILA NA MREZI PUTEVA U REPUBLICI SRPSKOJ – 2013. GODINA
VEHICLE COUNTING ON THE ROAD NETWORK OF THE REPUBLIC OF SRPSKA – YEAR 2013

TRAFFIC PARAMETERS

000021
 Podrašnica / 2+138,00
 M 15 / Rogolji - Barači

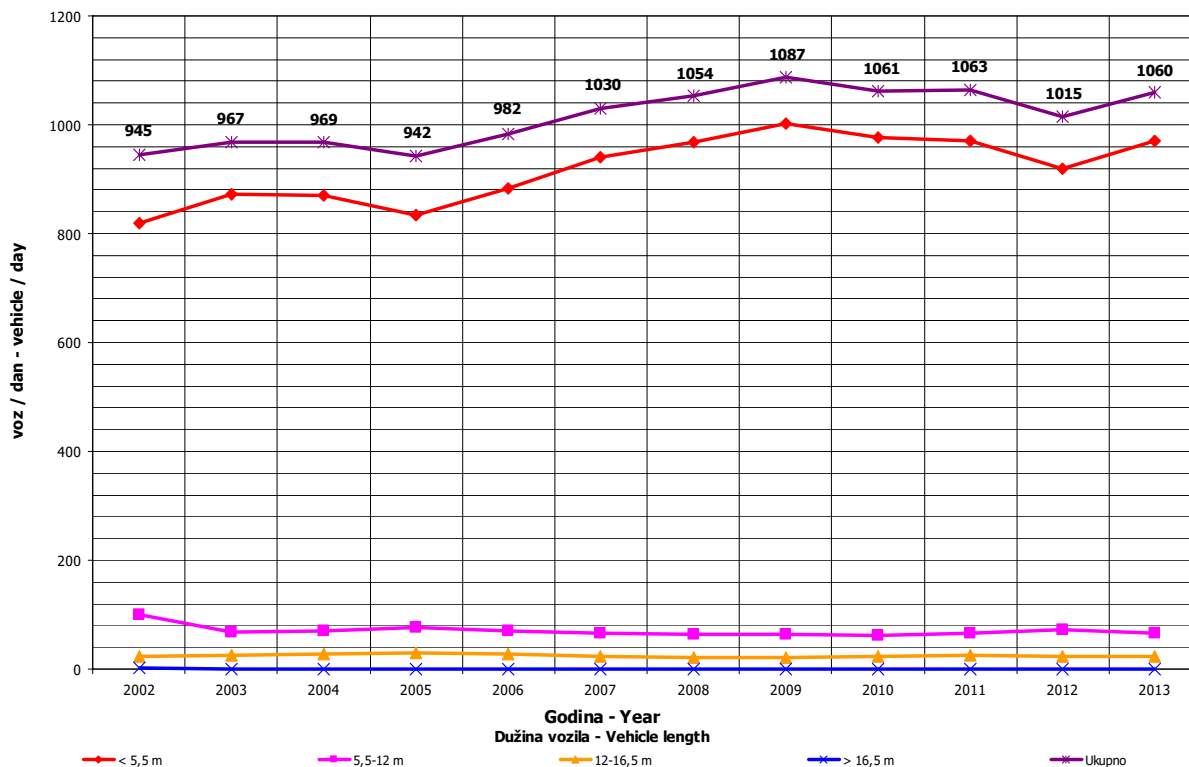
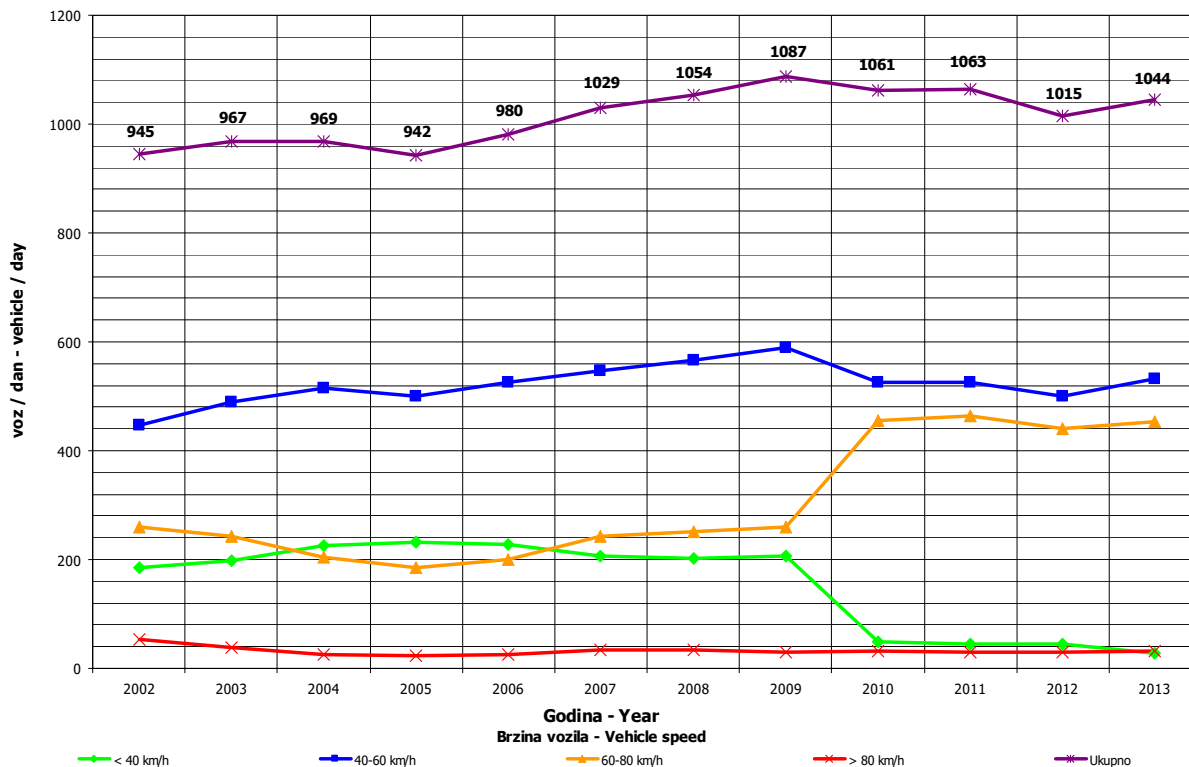
Automatic counter number
 Location / Mileage [km+m]
 Road number / Section

Month	Direction	minimum hour		maximum hour		minimum day		maximum day		day time average (5-21 h)	night average (21-05 h)	working day average	weekend average	summer average
		date/day	hour	veh/h	date/day	hour	veh/day	date/day	veh/day					
January	I	1/Tuesday	3	0	5/Saturday	16	68	26/Saturday	251	542	322	38	203	157
	II	2/Wednesday	3	0	16/Wednesday	11	57	24/Thursday	258	537	320	44	202	161
	I+II	4/Friday	2	0	5/Saturday	16	107	26/Saturday	510	1062	642	81	405	318
February	I	1/Friday	1	0	24/Sunday	16	57	3/Sunday	215	399	276	22	214	85
	II	1/Friday	1	0	2/Saturday	11	45	3/Sunday	194	387	271	25	213	82
	I+II	1/Friday	1	0	2/Saturday	10	73	3/Sunday	409	786	547	47	427	167
March	I	1/Friday	3	0	30/Saturday	18	66	15/Friday	265	542	353	30	243	140
	II	2/Saturday	4	0	9/Saturday	10	61	15/Friday	273	559	351	36	252	134
	I+II	6/Wednesday	2	0	9/Saturday	10	90	15/Friday	538	1101	704	65	495	274
April	I	4/Thursday	2	0	12/Friday	16	83	2/Tuesday	354	636	445	42	342	145
	II	2/Tuesday	2	0	12/Friday	12	83	2/Tuesday	327	726	454	42	354	141
	I+II	9/Tuesday	2	0	12/Friday	16	131	2/Tuesday	681	1322	899	83	696	287
May	I	3/Friday	3	0	18/Saturday	16	110	23/Thursday	399	1047	506	66	292	280
	II	8/Wednesday	4	0	5/Sunday	19	112	23/Thursday	390	879	499	57	287	269
	I+II	13/Monday	1	0	5/Sunday	19	177	23/Thursday	789	1797	1005	123	579	549
June	I	4/Thursday	4	0	23/Sunday	19	105	5/Wednesday	429	991	505	75	347	233
	II	1/Saturday	2	0	22/Saturday	9	120	4/Tuesday	435	1095	530	61	364	580
	I+II	5/Wednesday	2	0	22/Saturday	9	160	5/Wednesday	864	1991	1035	136	711	460
July	I	2/Tuesday	1	0	28/Sunday	20	127	2/Tuesday	532	1046	589	104	474	218
	II	2/Tuesday	2	0	27/Saturday	9	97	2/Tuesday	555	1005	639	73	496	216
	I+II	2/Tuesday	1	1	28/Sunday	20	166	2/Tuesday	1087	1989	1228	177	970	435
August	I	18/Sunday	3	0	4/Sunday	20	125	28/Wednesday	604	1275	722	119	541	300
	II	20/Tuesday	1	0	6/Tuesday	14	115	28/Wednesday	536	1234	728	89	542	275
	I+II	21/Wednesday	1	1	6/Tuesday	14	181	28/Wednesday	1140	2296	1450	208	1083	575
September	I	5/Thursday	3	0	22/Sunday	19	188	11/Wednesday	472	1018	638	62	438	262
	II	2/Monday	1	0	22/Sunday	8	152	30/Monday	452	965	624	54	439	239
	I+II	5/Thursday	3	0	22/Sunday	19	210	11/Wednesday	940	1900	1262	116	876	502
October	I	1/Tuesday	4	0	5/Saturday	14	111	9/Wednesday	434	892	530	43	399	173
	II	1/Tuesday	2	0	5/Saturday	9	145	1/Tuesday	430	875	519	42	403	158
	I+II	2/Wednesday	4	0	5/Saturday	9	175	9/Wednesday	869	1767	1049	84	803	331
November	I	1/Friday	4	0	10/Sunday	17	86	27/Wednesday	242	667	437	36	292	181
	II	4/Monday	0	0	2/Saturday	9	91	27/Wednesday	232	699	432	35	295	172
	I+II	6/Wednesday	3	0	2/Saturday	9	129	27/Wednesday	474	1366	869	71	587	353
December	I	1/Sunday	3	0	11/Wednesday	16	82	17/Tuesday	191	487	366	36	281	122
	II	2/Monday	1	0	15/Sunday	12	111	17/Tuesday	207	499	367	36	282	121
	I+II	2/Monday	2	0	15/Sunday	12	135	17/Tuesday	398	986	733	72	562	243
Year	I	1.1/Tuesday	3	0	22.9/Sunday	19	188	17.12/Tuesday	191	1275	475	56	496	610
	II	2.1/Wednesday	3	0	22.9/Sunday	8	152	3.2/Sunday	194	1234	479	50	504	701
	I+II	4.1/Friday	2	0	22.9/Sunday	19	210	17.12/Tuesday	398	2296	955	106	1000	1405

GODIŠNJA NERAVNOMJERNOST SAOBRAĆAJNOG TOKA TRAFFIC FLOW ANNUAL VARIATION

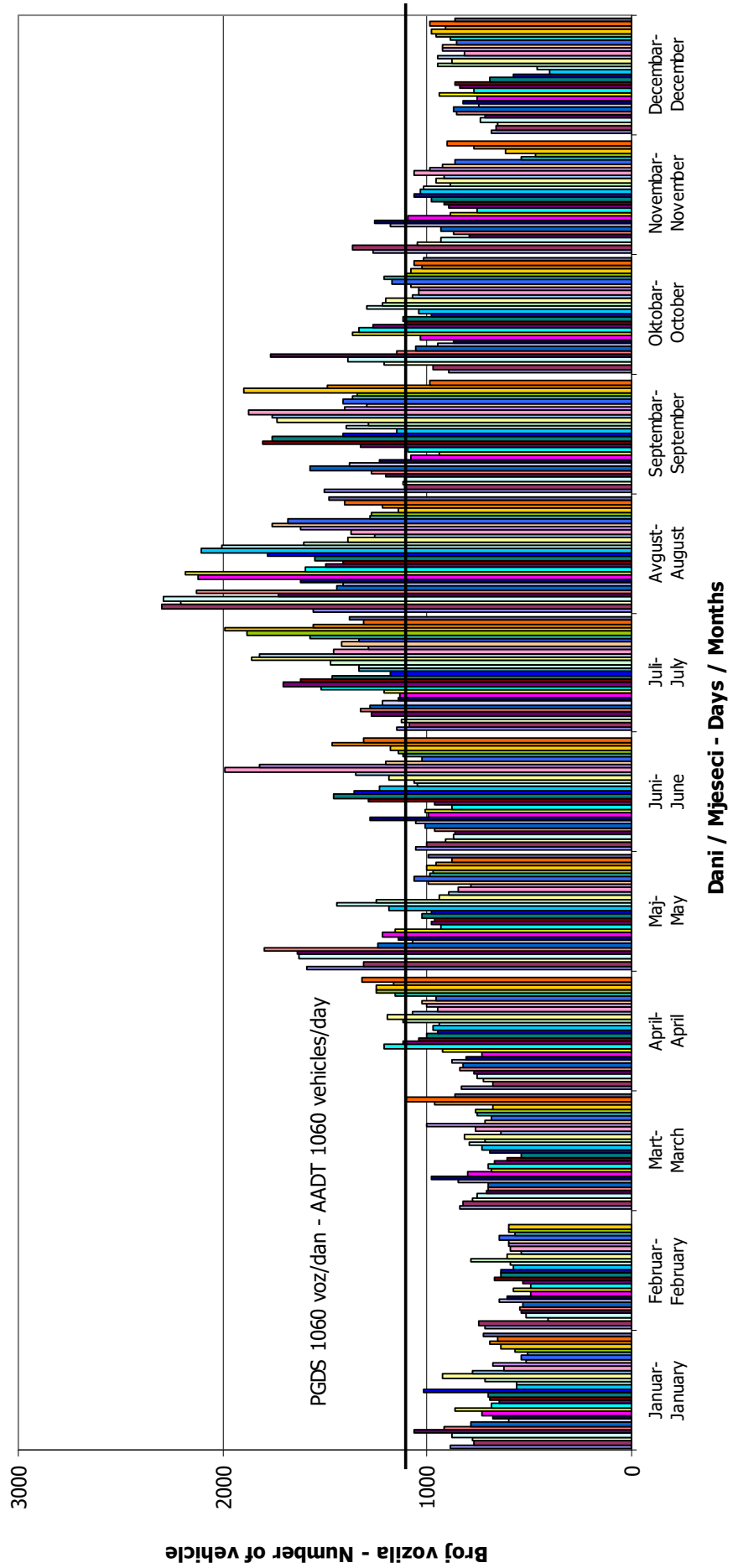
Automatski brojač broj - Automatic counter number
 Lokalizet - Location / Stacionaža - Mileage [km+m]
 Broj puta - Road number / Dionica - Section

000021
 Podrašnica / 2+138,00
 M 15 / Rogolji - Barači



DNEVNA NERAVNOMJERNOST SAOBRAĆAJNOG TOKA
TRAFFIC FLOW DAILY VARIATION

Automatski brojač broj - Automatic counter number 000021
 Lokalizet - Location / Stacionaža - Mileage [km+tm] Podrašnica / 2+138,00
 Broj puta - Road number/ Dionica - Section M 15 / Rogolji - Barači

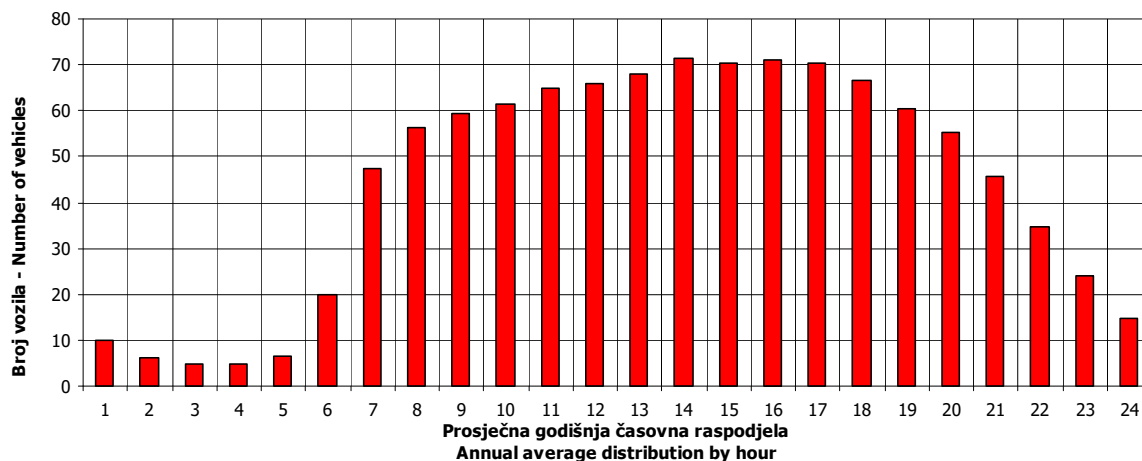


VREMENSKA RASPODJELA SAOBRAĆAJNOG TOKA TRAFFIC FLOW TIME DISTRIBUTION

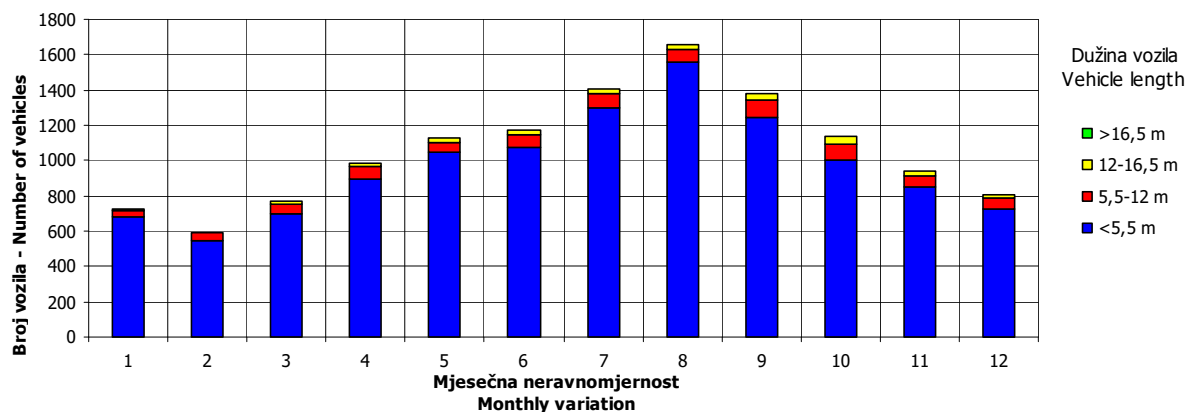
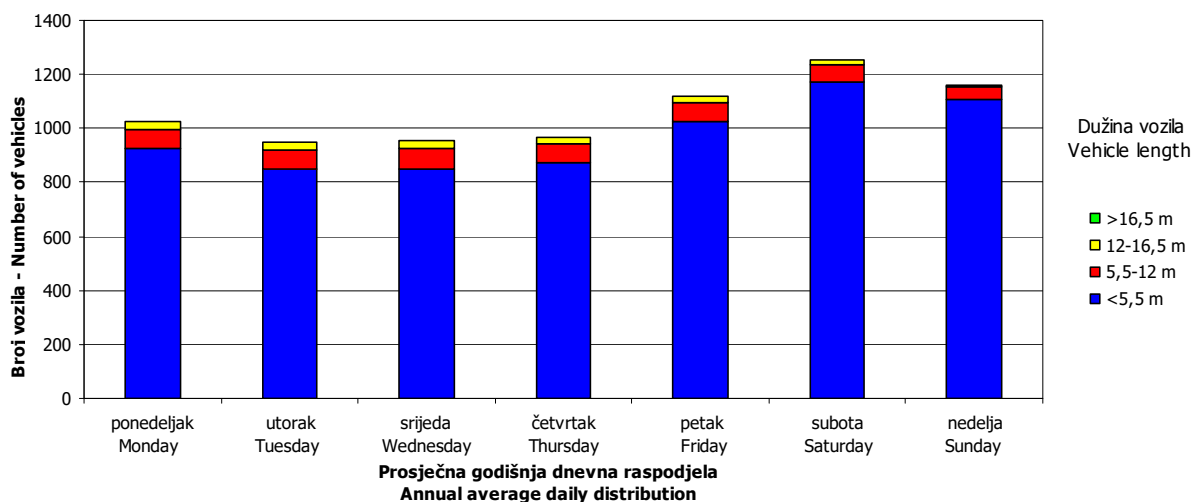
Automatski brojač broj - Automatic counter number
 Lokalizet - Location / Stacionaža - Mileage [km+m]
 Broj puta - Road number / Dionica - Section

000021
 Podrašnica / 2+138,00
 M 15 / Rogolji - Baraći

PGDS 1060 voz/dan AADT 1060 veh/day



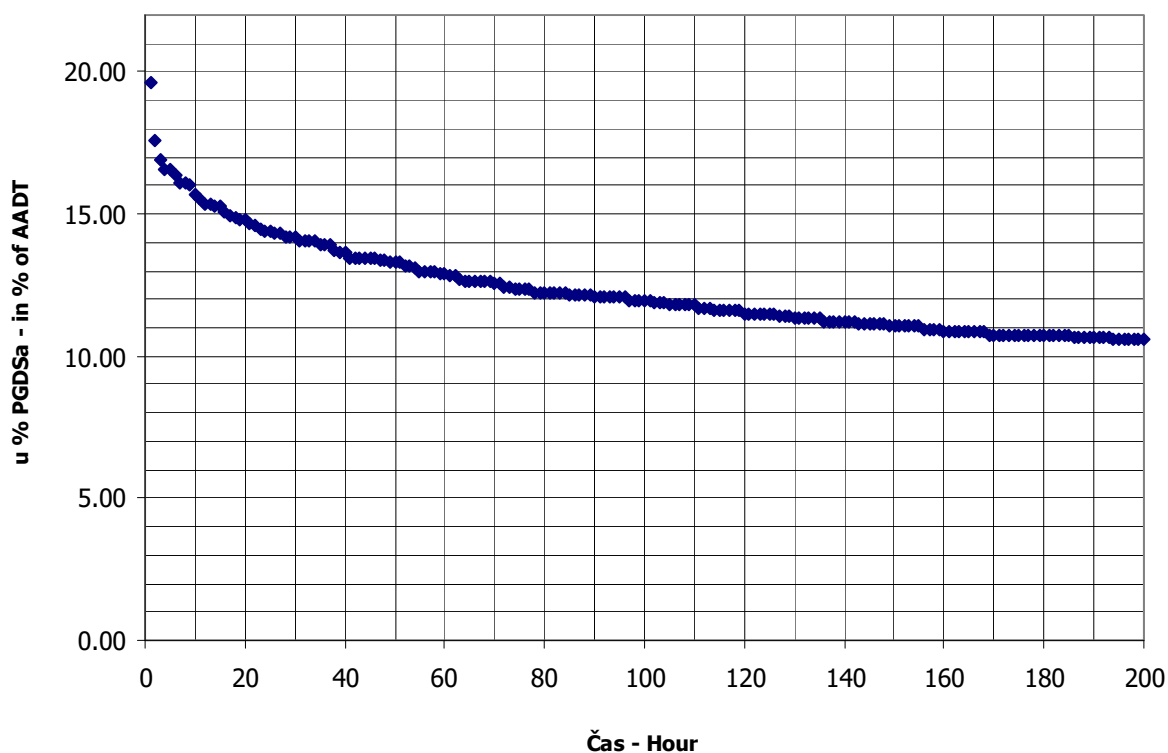
21



SATNA DISTRIBUCIJA SAOBRAĆAJNOG TOKA TRAFFIC FLOW HOURLY DISTRIBUTION

Automatski brojač broj - Automatic counter number 000021
 Lokalitet - Location / Stacionaža - Mileage [km+m] Podrašnica / 2+138,00
 Broj puta - Road number / Dionica - Section M 15 / Rogolji - Barači

PGDS - AADT	1060 voz/dan - veh/day								
Čas - Hour	Maksimalni vršni sat - Maximum peak hour	10	20	30	40	50	100	200	
Sat u danu - Hour of day		19	20	7	19	8	18	13	12
Sat u godini - Hour in year		6355	5012	6343	5131	4136	6186	6493	5292
Dan - Day of week	nedelja - Sunday	nedelja - Sunday	nedelja - Sunday	petak - Friday	subota - Saturday	nedelja - Sunday	subota - Saturday	petak - Friday	
Datum - Date	22	28	22	2	22	15	28	9	
Mjesec - Month	septembar - September	juli - July	septembar - September	avgust - August	juni - June	septembar - September	septembar - September	avgust - August	
Vrijednost - Value	210	166	157	150	144	142	128	113	
% - percent	19.81	15.66	14.81	14.15	13.58	13.40	12.08	10.66	



BROJANJE VOZILA NA MREŽI PUTEVA U REPUBLICI SRPSKOJ – 2013. GODINA
VEHICLE COUNTING ON THE ROAD NETWORK OF THE REPUBLIC OF SRPSKA – YEAR 2013

MJESEČNI BROJ VOZILA
MONTHLY NUMBER OF VEHICLES

Automatski brojač broj - Automatic counter number
 Lokalitet - Location / Stacionaža - Mileage [km+m]
 Broj puta - Road number / Dionica - Section

000022
 Velečevo / 1+239,00
 M 5 / granica / border RS (Velečevo) - Čađavica

	Mjesec - Month											
	Januar- January	Februar- February	Mart- March	April- April	Maj- May	Jun- June	Juli- July	August- August	Septembar- September	Oktober- October	Novembar- November	Decembar- December
1	2114	1779	1831	1938	2351	2481	2441	3193	2908	2074	2792	1502
2	2437	1326	1497	1884	2511	2456	2429	3553	2367	2200	2599	1629
3	1307	1063	1336	2058	3107	2223	2521	3598	2295	2381	2580	1740
4	1642	1315	1511	1879	3181	2070	2593	3506	2412	2854	2119	1736
5	1082	1399	1473	2328	2212	2153	3046	3110	2529	2759	2041	1766
6	1285	1490	1302	2174	2588	2181	2918	3050	3014	2512	2028	2043
7	1350	1553	1505	2176	2572	2681	2878	3173	3272	2202	2260	1816
8	1072	1583	1785	1935	2246	2470	2569	2489	2922	2135	2701	1619
9	1295	1034	1646	1834	2438	2475	2417	3590	2448	2131	2441	1856
10	1364	1225	1512	1915	2838	2092	2471	3914	2251	2460	2219	1786
11	1404	1427	1641	2078	2534	2044	2599	4290	2336	3181	1928	1850
12	1679	1736	1523	2369	2331	2305	3248	3356	2512	3363	1921	1807
13	1545	1495	1760	2143	2088	2399	3034	3053	2829	2668	1975	2183
14	1640	1666	1804	2200	2189	2637	2987	3289	3070	2241	2081	1959
15	1681	1908	2095	1940	2084	2508	2690	3450	3224	1766	2365	1694
16	1758	1691	1927	2114	2280	2377	2704	3665	2527	2386	2169	1814
17	1778	1634	1873	1949	2526	2213	2542	3610	2421	2243	2112	1964
18	1723	1730	1869	1949	2500	2104	2653	3703	2466	2561	1967	1920
19	1437	1721	1778	2296	2132	2225	3164	3135	2571	2517	1914	2230
20	1421	1827	1830	2319	2172	2850	3313	2912	3036	2574	2135	2316
21	1538	1826	1884	2157	2088	2978	3394	2900	3107	2130	2022	2272
22	1223	1988	2307	2039	2173	2778	2830	2996	3070	2168	2622	2025
23	851	1752	1666	1999	2276	2813	2780	3224	2446	2182	2384	2170
24	1288	1687	1909	2348	2679	2465	2774	3250	2321	2333	1944	2026
25	1546	1569	1746	2980	2497	2190	2818	3269	2378	2655	1908	2059
26	1358	1472	1819	3353	2582	2411	3298	2765	2383	2628	1254	2231
27	805	1609	1920	3159	2060	2359	3326	2702	2924	2548	1235	2570
28	1201	1604	1981	2764	2332	2701	3392	2633	2765	2136	1538	2433
29	1316		2129	3194	2230	2713	2942	2771	2739	2124	1914	2088
30	1421		2323	2491	2170	2789	2884	2873	2318	2276	1828	2467
31	1549		2197		2623		2820	2856		2606		1991
Ukupno- Total	45110	44109	55379	67962	74590	73141	88475	99878	79861	74994	62996	61562
Prosjek- Average	1455	4010	1786	2265	2406	2438	2854	3222	2662	2419	2100	1986
Godišnji prosjek (PGDS) - Annual average (AADT)												2269

BROJANJE VOZILA NA MREŽI PUTEVA U REPUBLICI SRPSKOJ – 2013. GODINA
VEHICLE COUNTING ON THE ROAD NETWORK OF THE REPUBLIC OF SRPSKA – YEAR 2013

STRUKTURA SAOBRAĆAJNOG TOKA
TRAFFIC FLOW COMPOSITION

Automatski brojač broj - Automatic counter number 000022
 Lokalitet - Location / Stacionaža - Mileage [km+m] Velečevo / 1+239,00
 Broj puta - Road number / Dionica - Section M 5 / granica / border RS (Velečevo) - Čadavica

Mjesec- Month	Smjer- Direction	Dužina vozila - Vehicle length								Ukupno- Total
		< 5,5 m	(%)	5,5 - 12 m	(%)	12 - 16,5 m	(%)	< 16,5 m	(%)	
Januar - January	I	19190	86.1	2375	10.7	634	2.8	94	0.4	22293
	II	19690	86.3	2361	10.3	691	3.0	75	0.3	22817
	ukupno - total	38880	86.2	4736	10.5	1325	2.9	169	0.4	45110
Februar - February	I	18663	84.2	2526	11.4	811	3.7	172	0.8	22172
	II	18560	84.6	2421	11.0	823	3.8	133	0.6	21937
	ukupno - total	37223	84.4	4947	11.2	1634	3.7	305	0.7	44109
Mart - March	I	23164	84.3	3044	11.1	1056	3.8	215	0.8	27479
	II	23412	83.9	3002	10.8	1295	4.6	191	0.7	27900
	ukupno - total	46576	84.1	6046	10.9	2351	4.2	406	0.7	55379
April - April	I	28736	84.8	3437	10.1	1543	4.6	178	0.5	33894
	II	28927	84.9	3282	9.6	1715	5.0	144	0.4	34068
	ukupno - total	57663	84.8	6719	9.9	3258	4.8	322	0.5	67962
Maj - May	I	31140	84.3	3814	10.3	1746	4.7	228	0.6	36928
	II	31864	84.6	3628	9.6	2016	5.4	154	0.4	37662
	ukupno - total	63004	84.5	7442	10.0	3762	5.0	382	0.5	74590
Juni - June	I	30956	85.1	3794	10.4	1493	4.1	126	0.3	36369
	II	31193	84.8	3725	10.1	1799	4.9	55	0.1	36772
	ukupno - total	62149	85.0	7519	10.3	3292	4.5	181	0.2	73141
Juli - July	I	38913	87.8	3279	7.4	2082	4.7	25	0.1	44299
	II	38995	88.3	3256	7.4	1890	4.3	35	0.1	44176
	ukupno - total	77908	88.1	6535	7.4	3972	4.5	60	0.1	88475
Avgust - August	I	44460	89.2	3272	6.6	2099	4.2	15	0.0	49846
	II	44918	89.8	3229	6.5	1832	3.7	53	0.1	50032
	ukupno - total	89378	89.5	6501	6.5	3931	3.9	68	0.1	99878
Septembar - September	I	34016	84.8	3778	9.4	2273	5.7	25	0.1	40092
	II	34304	86.3	3578	9.0	1847	4.6	40	0.1	39769
	ukupno - total	68320	85.5	7356	9.2	4120	5.2	65	0.1	79861
Oktobar - October	I	31619	84.3	3697	9.9	2152	5.7	30	0.1	37498
	II	32129	85.7	3446	9.2	1880	5.0	41	0.1	37496
	ukupno - total	63748	85.0	7143	9.5	4032	5.4	71	0.1	74994
Novembar - November	I	27111	85.0	3177	10.0	1560	4.9	39	0.1	31887
	II	26683	85.8	3112	10.0	1262	4.1	52	0.2	31109
	ukupno - total	53794	85.4	6289	10.0	2822	4.5	91	0.1	62996
Decembar - December	I	26261	85.8	2950	9.6	1350	4.4	60	0.2	30621
	II	26869	86.8	2866	9.3	1157	3.7	49	0.2	30941
	ukupno - total	53130	86.3	5816	9.4	2507	4.1	109	0.2	61562
Ukupno (godišnje) - Total (annual)	I	354229	85.7	39143	9.5	18799	4.5	1207	0.3	413378
	II	357544	86.2	37906	9.1	18207	4.4	1022	0.2	414679
	ukupno - total	711773	86.0	77049	9.3	37006	4.5	2229	0.3	828057
Prosjeak (PGDS) - Average (AADT)	I	970	85.7	107	9.5	52	4.5	3	0.3	1133
	II	980	86.2	104	9.1	50	4.4	3	0.2	1136
	ukupno - total	1950	86.0	211	9.3	101	4.5	6	0.3	2269

BRONANJE VOZILA NA MREŽI PUTEVA U REPUBLICI SRPSKOJ – 2013. GODINA
VEHICLE COUNTING ON THE ROAD NETWORK OF THE REPUBLIC OF SRPSKA – YEAR 2013

SAOBRAĆAJNI POKAZATELJI

000022
 Velečevo / 1+239,00
 M 5 / granica / border RS (Velečevo) - Čadavica

Automatski brojač broj
 Lokalizet / Stacionaža [km+m]
 Broj puta / Dionica

Mjesec	Snjier	minimalni čas		maksimalni čas		minimalni dan		maksimalni dan		dnevni prosjek (05-21 h)	noćni prosjek (21-05 h)	prosijek radnim danom	prosijek vikendom	ljetni prosjek
		čas	voz/h	datum/dan	čas	voz/h	datum/dan	voz/dan						
Januar	I	3	0	9/srijeda	15	118	2/srijeda	284	2/srijeda	1243	652	67	400	319
	II	1	0	21/ponedjeljak	17	103	2/srijeda	399	2/srijeda	1194	668	69	428	308
	I+II	2	1	23/srijeda	15	211	27/nedjelja	805	2/srijeda	2437	1320	136	828	627
Februar	I	0	0	5/utorak	15	96	22/petak	544	9/subota	1013	726	66	587	205
	II	3	0	1/petak	16	87	15/petak	490	9/subota	985	713	71	581	202
	I+II	1	2	17/nedjelja	15	172	17/nedjelja	1034	22/petak	1988	1438	137	1168	408
Mart	I	2	1	30/subota	12	123	30/subota	667	6/srijeda	1195	811	76	595	291
	II	1	0	22/petak	16	110	22/petak	619	3/nedjelja	1182	803	97	614	286
	I+II	1	1	22/petak	15	215	6/srijeda	1302	30/subota	2323	1614	172	1209	577
April	I	0	1	7/četvrtak	16	144	9/utorak	901	9/utorak	1739	1025	105	804	326
	II	0	0	1/ponedjeljak	10	155	28/nedjelja	933	9/utorak	1828	1035	101	825	310
	I+II	0	3	26/petak	10	272	29/ponedjeljak	1834	26/petak	3353	2060	206	1629	636
Maj	I	2	1	2/četvrtak	18	146	26/nedjelja	1027	9/utorak	1444	1072	119	672	519
	II	1	0	31/petak	12	154	4/subota	958	21/utorak	1818	1074	140	670	544
	I+II	3	4	6/ponedjeljak	11	255	13/ponedjeljak	2060	4/subota	3181	2147	259	1343	1063
Juni	I	2	2	3/ponedjeljak	19	148	9/nedjelja	988	11/utorak	1552	1060	153	770	442
	II	2	1	19/srijeda	16	122	21/petak	1053	4/utorak	1568	1066	160	806	420
	I+II	2	6	19/srijeda	18	233	21/petak	2044	4/utorak	2978	2126	312	1576	862
Juli	I	3	2	11/četvrtak	18	147	19/petak	1198	11/utorak	1730	1238	191	1035	394
	II	3	4	1/ponedjeljak	20	155	28/nedjelja	1205	2/utorak	1871	1236	189	1005	420
	I+II	2	7	31/srijeda	20	250	28/nedjelja	2417	9/utorak	3394	2475	379	2040	814
Avgust	I	3	2	21/srijeda	12	183	10/subota	1262	8/četvrtak	1982	1394	214	1107	501
	II	1	3	22/četvrtak	16	214	11/nedjelja	1227	8/četvrtak	2401	1411	202	1082	531
	I+II	2	8	29/četvrtak	16	314	11/nedjelja	2489	8/četvrtak	4290	2806	416	2190	1032
Septembar	I	1	1	4/srijeda	1	150	7/subota	1131	11/srijeda	1862	1187	150	895	441
	II	2	1	10/utorak	18	201	22/nedjelja	1101	10/utorak	1793	1193	133	865	461
	I+II	1	3	11/srijeda	18	302	22/nedjelja	2251	10/utorak	3272	2380	282	1759	903
Oktobar	I	1	0	14/ponedjeljak	1	141	11/petak	859	15/utorak	1948	1081	129	865	345
	II	2	1	1/utorak	13	180	11/petak	907	15/utorak	1662	1095	115	858	351
	I+II	1	3	14/ponedjeljak	13	257	11/petak	1766	15/utorak	3363	2175	244	1723	696
Novembar	I	3	0	4/ponedjeljak	16	134	8/petak	608	25/utorak	1406	966	97	686	377
	II	1	1	12/utorak	15	129	22/petak	612	26/utorak	1421	947	90	670	367
	I+II	3	1	25/ponedjeljak	16	247	8/petak	1235	27/srijeda	2792	1912	188	1357	743
Decembar	I	3	0	1/nedjelja	14	107	27/petak	715	1/nedjelja	1338	891	97	714	273
	II	2	0	5/četvrtak	14	127	27/petak	787	1/nedjelja	1252	911	88	710	288
	I+II	3	2	1/nedjelja	14	234	27/petak	1502	1/nedjelja	2570	1802	184	1424	562
Godina	I	3	0	9.1/srijeda	12	183	10.8/subota	284	23.1/srijeda	1982	1010	122	1113	1398
	II	1	0	21.1/ponedjeljak	16	214	11.8/nedjelja	399	27.1/nedjelja	2401	1015	122	1111	1400
	I+II	2	1	23.1/srijeda	16	314	11.8/nedjelja	805	27.1/nedjelja	4290	2025	244	2223	2798

BROJANJE VOZILA NA MREŽI PUTEVA U REPUBLICI SRPSKOJ – 2013. GODINA
VEHICLE COUNTING ON THE ROAD NETWORK OF THE REPUBLIC OF SRPSKA – YEAR 2013

TRAFFIC PARAMETERS

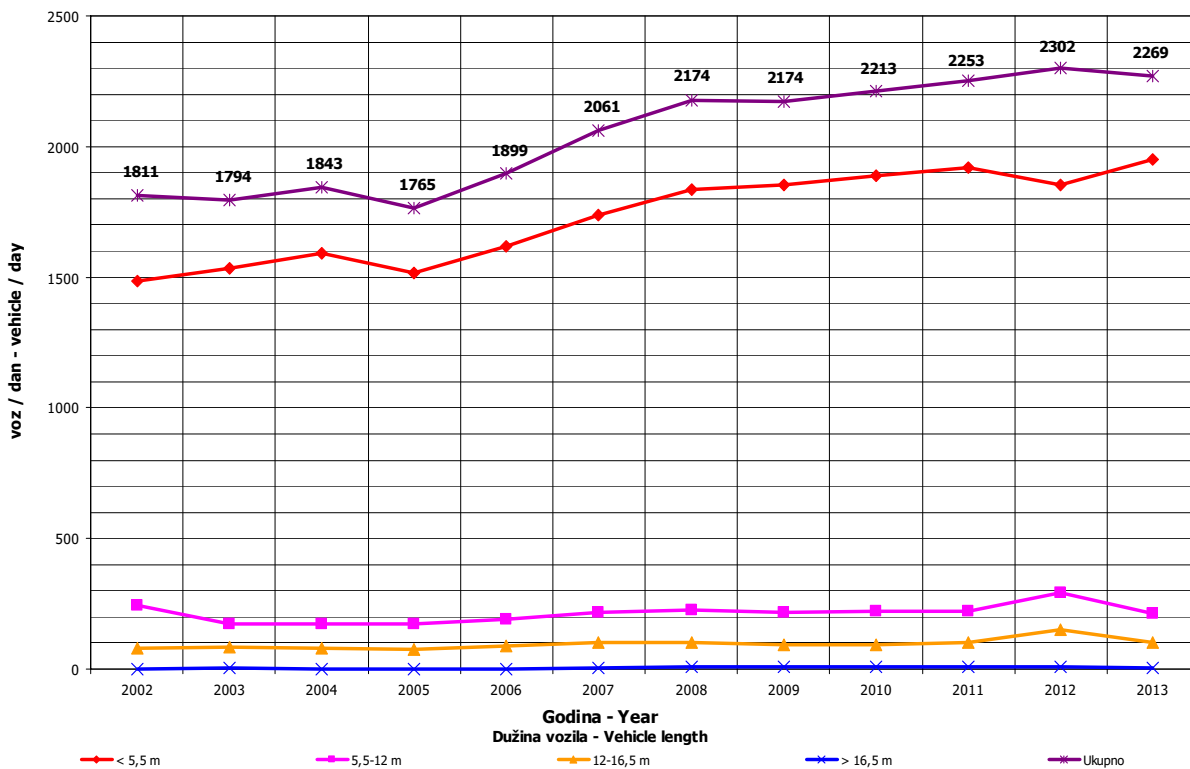
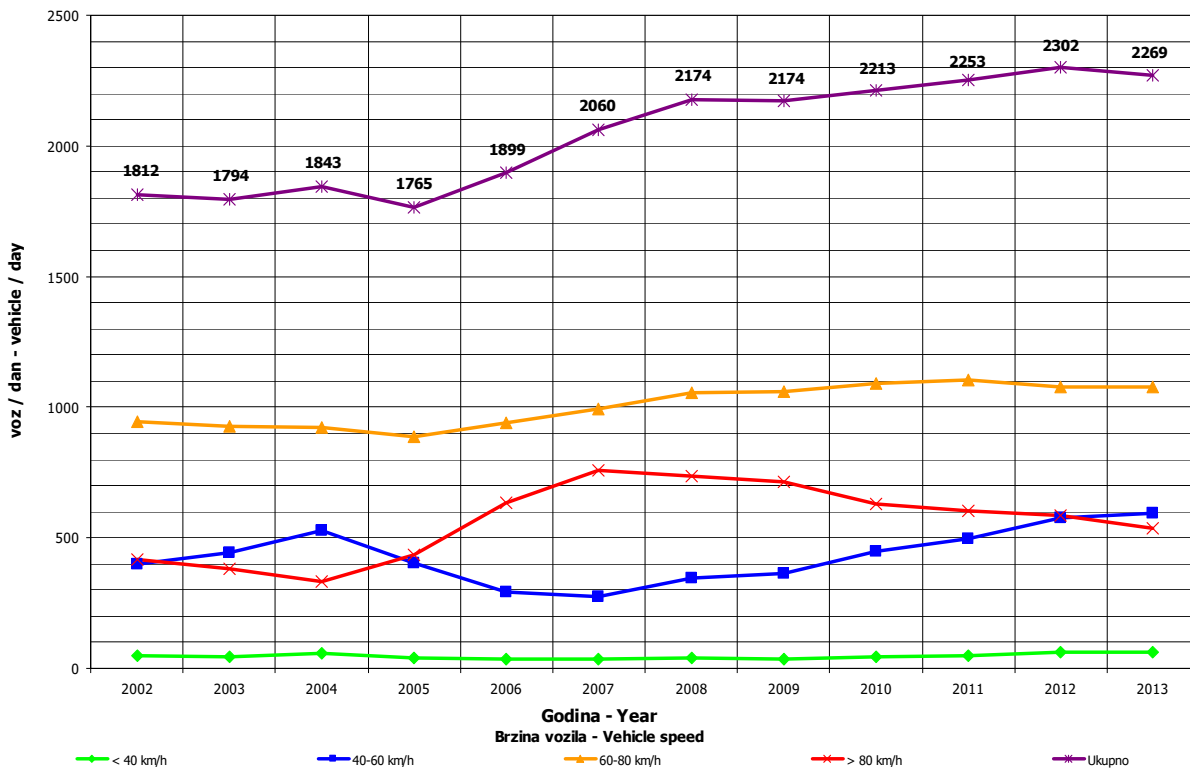
Automatic counter number 000022
 Location / Mileage [km+m] Velečevo / 1+239,00
 Road number / Section M 5 / granica / border RS (Velečevo) - Čadavica

Month	Direction	minimum hour		maximum hour		veh/h		veh/day		maximum day		veh/day	date/day	minimum day		maximum day		veh/day	date/day	veh/day	day time average (5-21 h)	night average (21-05 h)	working day average	weekend average	summer average
		date/day	hour	date/day	hour	veh/h	veh/h	date/day	hour	date/day	hour			date/day	hour	date/day	hour								
January	I	9/Wednesday	3	0	2/Wednesday	15	118	284	23/Wednesday	1243	284	23/Wednesday	1243	652	67	400	319								
	II	21/Monday	1	0	2/Wednesday	17	103	399	27/Sunday	1194	399	27/Sunday	1194	668	69	428	308								
	I+II	23/Wednesday	2	1	2/Wednesday	15	211	805	27/Sunday	2437	805	27/Sunday	2437	1320	136	828	627								
February	I	5/Tuesday	0	0	22/Friday	15	96	544	9/Saturday	1013	544	9/Saturday	1013	726	66	587	205								
	II	1/Friday	3	0	15/Friday	16	87	490	9/Saturday	985	490	9/Saturday	985	713	71	581	202								
	I+II	1/Friday	1	2	17/Sunday	15	172	1034	9/Saturday	1988	1034	9/Saturday	1988	1438	137	1168	408								
March	I	2/Saturday	2	1	30/Saturday	12	123	667	6/Wednesday	1195	667	6/Wednesday	1195	811	76	595	291								
	II	7/Thursday	1	0	22/Friday	16	110	619	3/Sunday	1182	619	3/Sunday	1182	803	97	614	286								
	I+II	7/Thursday	1	1	22/Friday	15	215	1302	6/Wednesday	2323	1302	6/Wednesday	2323	1614	172	1209	577								
April	I	1/Monday	0	1	28/Sunday	16	144	901	9/Tuesday	1739	901	9/Tuesday	1739	1025	105	804	326								
	II	9/Tuesday	0	0	26/Friday	10	155	933	9/Tuesday	1828	933	9/Tuesday	1828	1035	101	825	310								
	I+II	1/Monday	0	3	29/Monday	10	272	1834	9/Tuesday	3553	1834	9/Tuesday	3553	2060	206	1629	636								
May	I	2/Thursday	2	1	26/Sunday	18	146	1027	21/Tuesday	1444	1027	21/Tuesday	1444	1072	119	672	519								
	II	31/Friday	1	0	4/Saturday	12	154	958	13/Monday	1818	958	13/Monday	1818	1074	140	670	544								
	I+II	6/Monday	3	4	4/Saturday	11	255	2060	27/Monday	3181	2060	27/Monday	3181	2147	259	1343	1063								
June	I	3/Monday	2	2	9/Sunday	19	148	988	11/Tuesday	1552	988	11/Tuesday	1552	1060	153	770	442								
	II	19/Wednesday	2	1	21/Friday	16	122	1053	4/Tuesday	1568	1053	4/Tuesday	1568	1066	160	806	420								
	I+II	19/Wednesday	2	6	30/Sunday	18	233	2044	11/Tuesday	2978	2044	11/Tuesday	2978	2126	312	1576	862								
July	I	11/Thursday	3	2	19/Friday	18	147	1198	2/Tuesday	1730	1198	2/Tuesday	1730	1238	191	1035	394								
	II	1/Monday	3	4	28/Sunday	20	155	1205	10/Wednesday	1871	1205	10/Wednesday	1871	1236	189	1005	420								
	I+II	31/Wednesday	2	7	28/Sunday	20	250	2417	9/Tuesday	3394	2417	9/Tuesday	3394	2475	379	2040	814								
August	I	21/Wednesday	3	2	10/Saturday	12	183	1262	8/Thursday	1982	1262	8/Thursday	1982	1394	214	1107	501								
	II	22/Thursday	1	3	11/Sunday	16	214	1227	8/Thursday	2401	1227	8/Thursday	2401	1411	202	1082	531								
	I+II	29/Thursday	2	8	11/Sunday	16	314	2489	8/Thursday	4290	2489	8/Thursday	4290	2806	416	2190	1032								
September	I	4/Wednesday	1	1	7/Saturday	1	150	1131	11/Wednesday	1862	1131	11/Wednesday	1862	1187	150	895	441								
	II	10/Tuesday	2	1	22/Sunday	18	201	1101	10/Tuesday	1793	1101	10/Tuesday	1793	1193	133	865	461								
	I+II	11/Wednesday	1	3	22/Sunday	18	302	2251	10/Tuesday	3272	2251	10/Tuesday	3272	2380	282	1759	903								
October	I	14/Monday	1	0	11/Friday	18	141	859	15/Tuesday	1948	859	15/Tuesday	1948	1081	129	865	345								
	II	1/Tuesday	2	1	11/Friday	13	180	907	15/Tuesday	1662	907	15/Tuesday	1662	1095	115	858	351								
	I+II	14/Monday	1	3	11/Friday	13	257	1766	15/Tuesday	3363	1766	15/Tuesday	3363	2175	244	1723	696								
November	I	4/Monday	3	0	8/Friday	16	134	608	26/Tuesday	1406	608	26/Tuesday	1406	966	97	686	377								
	II	12/Tuesday	1	1	22/Friday	15	129	612	27/Wednesday	1421	612	27/Wednesday	1421	947	90	670	367								
	I+II	25/Monday	3	1	8/Friday	16	247	1235	27/Wednesday	2792	1235	27/Wednesday	2792	1912	188	1357	743								
December	I	1/Sunday	3	0	27/Friday	14	107	715	1/Sunday	1338	715	1/Sunday	1338	891	97	714	273								
	II	5/Thursday	2	0	27/Friday	14	127	787	1/Sunday	1252	787	1/Sunday	1252	911	88	710	288								
	I+II	1/Sunday	3	2	27/Friday	14	234	1502	1/Sunday	2570	1502	1/Sunday	2570	1802	184	1424	562								
Year	I	9.1/Wednesday	3	0	10.8/Saturday	12	183	284	23.1/Wednesday	1982	284	23.1/Wednesday	1982	1010	122	1113	428								
	II	21.1/Monday	1	0	11.8/Sunday	16	214	399	27.1/Sunday	2401	399	27.1/Sunday	2401	1015	122	1111	400								
	I+II	23.1/Wednesday	2	1	11.8/Sunday	16	314	805	27.1/Sunday	4290	805	27.1/Sunday	4290	2025	244	2223	828								

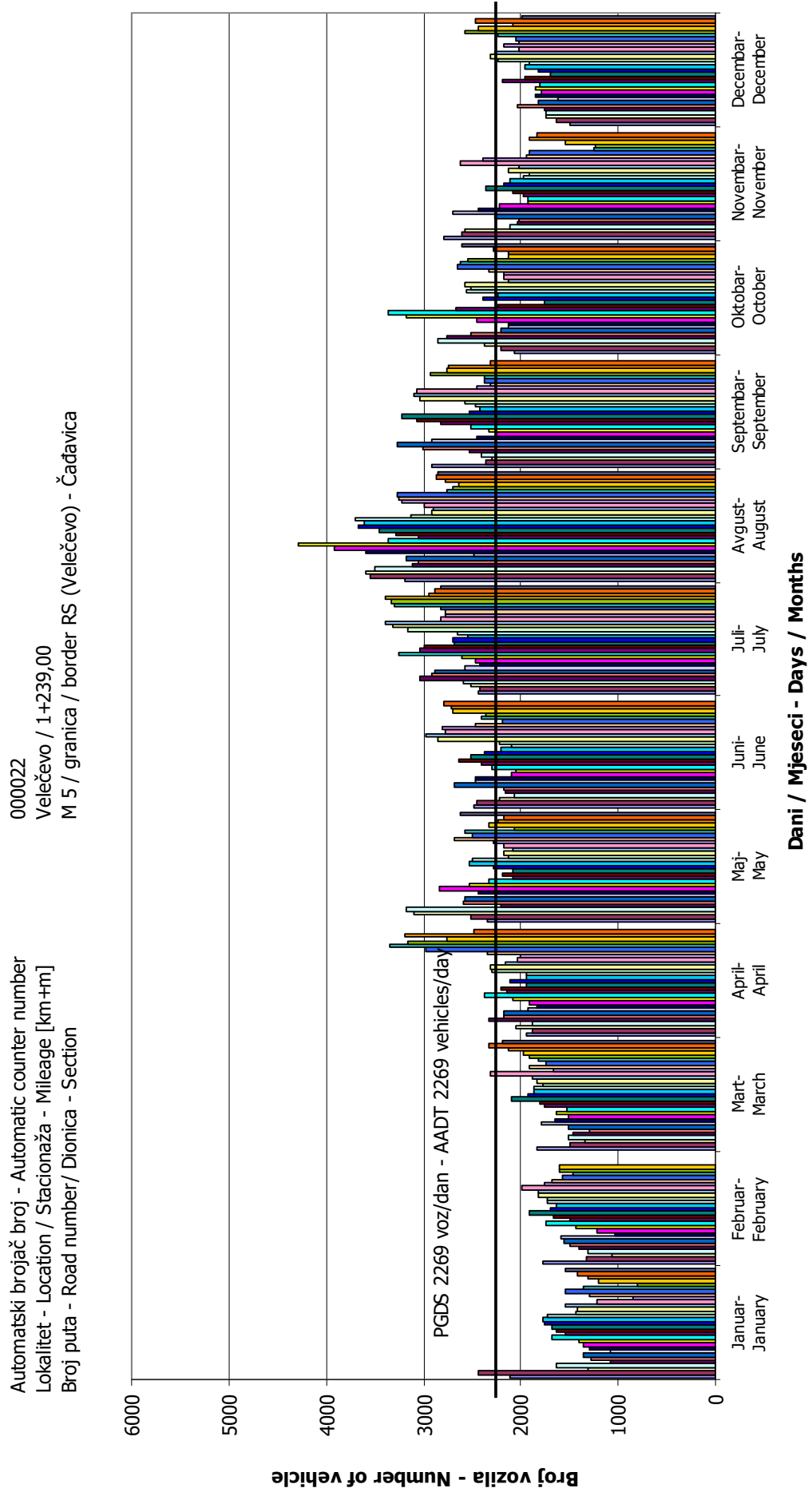
GODIŠNJA NERAVNOMJERNOST SAOBRAĆAJNOG TOKA TRAFFIC FLOW ANNUAL VARIATION

Automatski brojač broj - Automatic counter number
 Lokalizet - Location / Stacionaža - Mileage [km+m]
 Broj puta - Road number / Dionica - Section

000022
 Velečevo / 1+239,00
 M 5 / granica / border RS (Velečevo) - Čadavica



DNEVNA NERAVNOMJERNOST SAOBRAĆAJNOG TOKA
TRAFFIC FLOW DAILY VARIATION

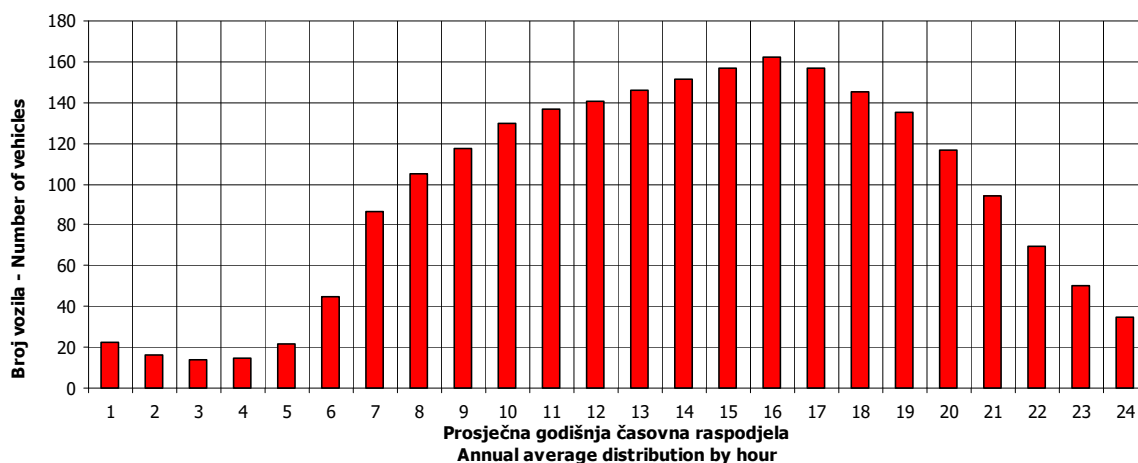


VREMENSKA RASPODJELA SAOBRAĆAJNOG TOKA TRAFFIC FLOW TIME DISTRIBUTION

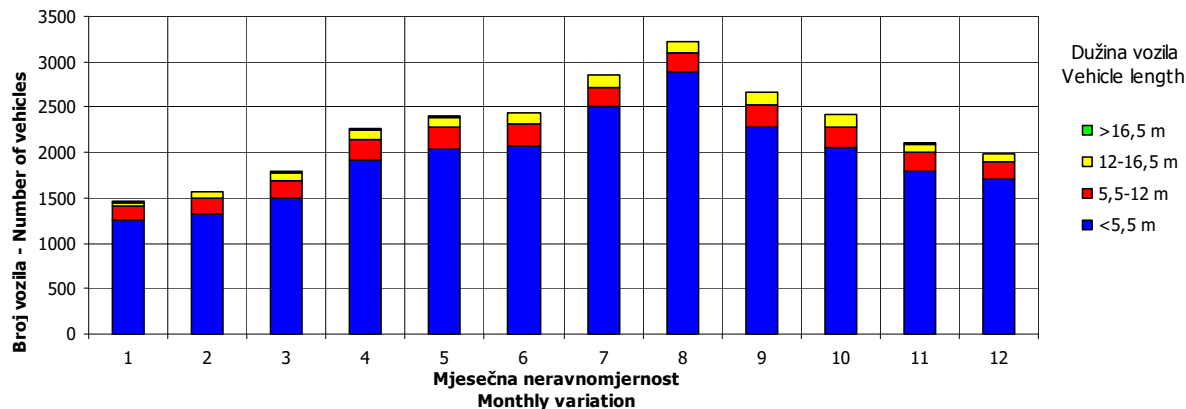
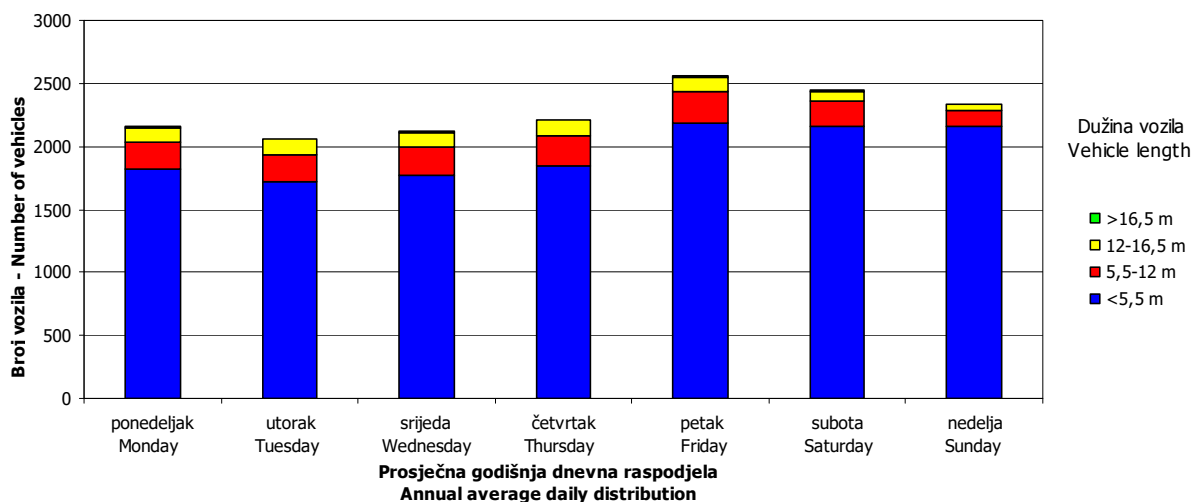
Automatski brojač broj - Automatic counter number
 Lokalizet - Location / Stacionaža - Mileage [km+m]
 Broj puta - Road number / Dionica - Section

000022
 Velečevo / 1+239,00
 M 5 / granica / border RS (Velečevo) - Čadavica

PGDS 2269 voz/dan AADT 2269 veh/day



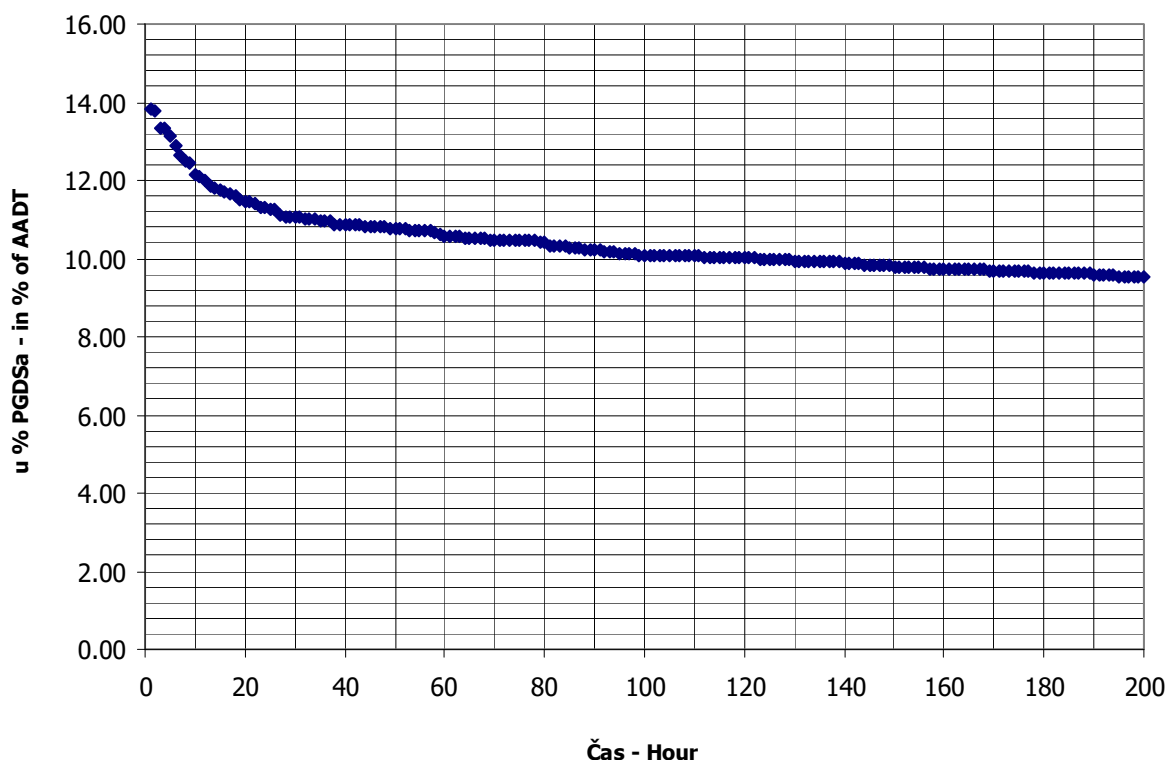
22



SATNA DISTRIBUCIJA SAOBRAĆAJNOG TOKA
TRAFFIC FLOW HOURLY DISTRIBUTION

Automatski brojač broj - Automatic counter number 000022
 Lokalitet - Location / Stacionaža - Mileage [km+m] Velečevo / 1+239,00
 Broj puta - Road number / Dionica - Section M 5 / granica / border RS (Velečevo) - Čadavica

PGDS - AADT	2269 voz/dan - veh/day							
Čas - Hour	Maksimalni vršni sat - Maximum peak hour	10	20	30	40	50	100	200
Sat u danu - Hour of day	16	17	19	14	16	16	16	11
Sat u godini - Hour in year	5344	5465	6019	5510	7480	5512	5296	5435
Dan - Day of week	nedelja - Sunday	petak - Friday	nedelja - Sunday	nedelja - Sunday	petak - Friday	nedelja - Sunday	petak - Friday	četvrtak - Thursday
Datum - Date	11	16	8	18	8	18	9	15
Mjesec - Month	avgust - August	avgust - August	septembar - September	avgust - August	novembar - November	avgust - August	avgust - August	avgust - August
Vrijednost - Value	314	274	260	251	247	244	229	216
% - percent	13.84	12.08	11.46	11.06	10.89	10.76	10.09	9.52



BROJANJE VOZILA NA MREŽI PUTEVA U REPUBLICI SRPSKOJ – 2013. GODINA
VEHICLE COUNTING ON THE ROAD NETWORK OF THE REPUBLIC OF SRPSKA – YEAR 2013

MJESEČNI BROJ VOZILA
MONTHLY NUMBER OF VEHICLES

Automatski brojač broj - Automatic counter number

000023

Lokalitet - Location / Stacionaža - Mileage [km+m]

Garevac / 11+104,00

Broj puta - Road number / Dionica - Section

M 17 / Crkvina - Modriča 1

	Mjesec - Month											
	Januar- January	Februar- February	Mart- March	April- April	Maj- May	Jun- June	Juli- July	August- August	Septembar- September	Oktoibar- October	Novembar- November	Decembar- December
1	2953	4713	3959	4835	4392	5006	5552	7142	6067	5231	7234	3398
2	4420	3927	3260	4999	4785	4386	5769	8115	5622	5324	5880	4397
3	4758	2922	2830	4856	5496	5052	5351	7876	5654	5469	5649	4481
4	5463	3913	3969	5020	5747	4796	5492	7430	5558	6329	5004	4404
5	5107	4141	4205	5481	5024	4773	5979	7081	5832	5687	5118	4516
6	3198	4320	3913	4883	6806	4915	5601	6841	6336	4833	5022	5008
7	3026	4312	3980	4027	6450	5499	5006	6577	5771	5241	5238	4055
8	4772	4611	4583	4916	6067	5028	5313	6561	5543	5949	6112	3446
9	4439	3856	3937	4778	5462	4494	5665	7086	5540	5407	4921	4321
10	4629	3036	3494	4961	6391	4945	5738	7666	5674	5718	4305	4652
11	4850	3972	4225	4900	5724	5108	6041	7095	5718	6552	4921	4525
12	4182	4235	4364	5724	5145	5187	7021	6785	5594	5864	4913	4657
13	3274	4446	4371	4761	4604	5687	6313	6824	6331	4908	4798	4952
14	3550	4540	4445	4178	5317	6000	5759	7022	5850	5590	5250	4159
15	4251	4949	5116	4946	5407	5559	5981	7426	6096	5141	5619	3393
16	4166	4222	4321	5127	5416	4827	6037	7519	5417	5303	5033	4267
17	4234	3541	3684	5178	5995	5156	5865	7351	5590	5439	4302	4960
18	4285	4393	4448	5190	5401	5303	6205	6600	5403	6138	5148	4951
19	3851	4403	4745	5869	4857	5282	7402	6473	5472	5408	5058	5280
20	2973	4379	4446	5205	5328	5388	7521	6185	6296	4967	5086	5262
21	4174	4261	4733	4117	5344	6239	6830	6105	6058	5186	4784	5175
22	4665	4639	5229	4946	5113	5795	6438	6179	5051	5400	5634	4295
23	4379	3805	4512	5309	5216	5185	6390	6718	5378	5209	4693	5211
24	4705	3257	3774	5470	5989	5671	6372	6190	5565	5278	4112	5324
25	4406	4280	4357	5753	5362	5978	6629	5734	5601	5803	4669	4964
26	3683	4189	4879	6488	4677	5487	7922	5857	5648	5316	4661	5261
27	2800	4138	4625	6063	5020	5795	7669	6014	6409	4926	4125	5832
28	3850	3832	4688	4868	5140	6718	6974	6386	5657	5235	4438	5517
29	3929		5545	5563	5157	5930	6828	5993	4895	5385	5137	4225
30	4212		4634	6758	5666	4914	6820	6793	5329	5541	3993	5618
31	4334		4137		5898		6607	6537		6403		5069
Ukupno- Total	127518	115232	133408	155169	168396	160103	195090	210161	170955	170180	150857	145575
Prosje- Average	4113	10476	4303	5172	5432	5337	6293	6779	5699	5490	5029	4696
Godišnji prosjek (PGDS) - Annual average (AADT)												5213

BROJANJE VOZILA NA MREŽI PUTEVA U REPUBLICI SRPSKOJ – 2013. GODINA
VEHICLE COUNTING ON THE ROAD NETWORK OF THE REPUBLIC OF SRPSKA – YEAR 2013

STRUKTURA SAOBRAĆAJNOG TOKA
TRAFFIC FLOW COMPOSITION

Automatski brojač broj - Automatic counter number
 Lokalizet - Location / Stacionaža - Mileage [km+m]
 Broj puta - Road number / Dionica - Section

000023
 Garevac / 11+104,00
 M 17 / Crkvina - Modriča 1

Mjesec - Month	Smjer - Direction	Dužina vozila - Vehicle length								Ukupno - Total
		< 5,5 m	(%)	5,5 - 12 m	(%)	12 - 16,5 m	(%)	< 16,5 m	(%)	
Januar - January	I	52947	84.1	5714	9.1	4256	6.8	42	0.1	62959
	II	55144	85.4	5598	8.7	3804	5.9	13	0.0	64559
	ukupno - total	108091	84.8	11312	8.9	8060	6.3	55	0.0	127518
Februar - February	I	46737	81.3	6139	10.7	4557	7.9	53	0.1	57486
	II	47706	82.6	5869	10.2	4158	7.2	13	0.0	57746
	ukupno - total	94443	82.0	12008	10.4	8715	7.6	66	0.1	115232
Mart - March	I	54008	80.8	7518	11.2	5276	7.9	39	0.1	66841
	II	54591	82.0	7335	11.0	4625	6.9	16	0.0	66567
	ukupno - total	108599	81.4	14853	11.1	9901	7.4	55	0.0	133408
April - April	I	63457	80.9	8249	10.5	6689	8.5	48	0.1	78443
	II	62965	82.1	8112	10.6	5632	7.3	17	0.0	76726
	ukupno - total	126422	81.5	16361	10.5	12321	7.9	65	0.0	155169
Maj - May	I	69828	83.5	7731	9.2	6028	7.2	30	0.0	83617
	II	71780	84.7	7684	9.1	5302	6.3	13	0.0	84779
	ukupno - total	141608	84.1	15415	9.2	11330	6.7	43	0.0	168396
Juni - June	I	66669	82.7	7792	9.7	6113	7.6	30	0.0	80604
	II	66474	83.6	7727	9.7	5282	6.6	16	0.0	79499
	ukupno - total	133143	83.2	15519	9.7	11395	7.1	46	0.0	160103
Juli - July	I	83895	84.6	8703	8.8	6541	6.6	35	0.0	99174
	II	81060	84.5	8918	9.3	5913	6.2	25	0.0	95916
	ukupno - total	164955	84.6	17621	9.0	12454	6.4	60	0.0	195090
Avgust - August	I	88395	85.2	8797	8.5	6512	6.3	38	0.0	103742
	II	92345	86.8	8614	8.1	5440	5.1	20	0.0	106419
	ukupno - total	180740	86.0	17411	8.3	11952	5.7	58	0.0	210161
Septembar - September	I	69356	81.6	9255	10.9	6336	7.5	50	0.1	84997
	II	71159	82.8	9233	10.7	5554	6.5	12	0.0	85958
	ukupno - total	140515	82.2	18488	10.8	11890	7.0	62	0.0	170955
Oktobar - October	I	68848	80.8	9525	11.2	6811	8.0	44	0.1	85228
	II	69678	82.0	9541	11.2	5714	6.7	19	0.0	84952
	ukupno - total	138526	81.4	19066	11.2	12525	7.4	63	0.0	170180
Novembar - November	I	60721	81.0	8228	11.0	5989	8.0	55	0.1	74993
	II	62790	82.8	7892	10.4	5163	6.8	19	0.0	75864
	ukupno - total	123511	81.9	16120	10.7	11152	7.4	74	0.0	150857
Decembar - December	I	60210	82.4	7382	10.1	5424	7.4	60	0.1	73076
	II	60339	83.2	7184	9.9	4941	6.8	35	0.0	72499
	ukupno - total	120549	82.8	14566	10.0	10365	7.1	95	0.1	145575
Ukupno (godišnje) - Total (annual)	I	785071	82.5	95033	10.0	70532	7.4	524	0.1	951160
	II	796031	83.7	93707	9.8	61528	6.5	218	0.0	951484
	ukupno - total	1581102	83.1	188740	9.9	132060	6.9	742	0.0	1902644
Prosjek (PGDS) - Average (AADT)	I	2151	82.5	260	10.0	193	7.4	1	0.1	2606
	II	2181	83.7	257	9.8	169	6.5	1	0.0	2607
	ukupno - total	4332	83.1	517	9.9	362	6.9	2	0.0	5213

BRONANJE VOZILA NA MREŽI PUTEVA U REPUBLICI SRPSKOJ – 2013. GODINA
VEHICLE COUNTING ON THE ROAD NETWORK OF THE REPUBLIC OF SRPSKA – YEAR 2013

SAOBRAĆAJNI POKAZATELJI

Automatski brojač broj
 Lokalitet / Stacionaža [km+m]
 Broj puta / Dionica

000023

Garevac / 11+104,00
 M 17 / Crkvina - Modriča 1

Mjesec	Smjer	minimalni čas		maksimalni čas		minimalni dan		maksimalni dan		dnevni prosjek (05-21 h)	noćni prosjek (21-05 h)	prosjek radnim danom	prosjek vikendom	ljetni prosjek
		čas	voz/h	čas	voz/h	datum/dan	voz/dan	datum/dan	voz/dan					
Januar	I	1/utorak	0	5	4/petak	14	235	27/nedjelja	1340	2807	1839	192	1290	741
	II	7/ponedjeljak	2	3	5/subota	12	269	27/nedjelja	1460	2743	1880	202	1293	790
	I+II	7/ponedjeljak	2	11	4/petak	14	464	27/nedjelja	2800	5463	3719	394	2583	1531
Februar	I	19/utorak	1	2	15/petak	13	209	3/nedjelja	1402	2614	1873	180	1560	493
	II	18/ponedjeljak	1	4	15/petak	16	242	3/nedjelja	1520	2348	1877	185	1535	527
	I+II	18/ponedjeljak	1	11	15/petak	16	420	3/nedjelja	2922	4949	3751	365	3095	1020
Mart	I	26/utorak	2	5	26/utorak	15	204	3/nedjelja	1336	2813	1939	217	1544	612
	II	20/srijeda	2	4	26/utorak	17	236	3/nedjelja	1494	2732	1928	219	1515	633
	I+II	28/četvrtak	2	11	22/petak	15	407	3/nedjelja	2830	5545	3867	436	3059	1245
April	I	22/ponedjeljak	1	5	30/utorak	15	255	7/nedjelja	1924	3615	2356	259	1982	633
	II	17/srijeda	3	3	19/petak	16	253	7/nedjelja	2103	3143	2306	251	1920	637
	I+II	22/ponedjeljak	1	17	30/utorak	15	493	7/nedjelja	4027	6758	4662	510	3902	1270
Maj	I	14/utorak	2	11	10/petak	10	244	12/nedjelja	2177	3278	2388	310	1613	1085
	II	14/utorak	1	5	6/ponedjeljak	17	347	1/srijeda	2011	3835	2452	283	1598	1137
	I+II	2/četvrtak	2	18	6/ponedjeljak	12	559	1/srijeda	4392	6806	4840	592	3210	2222
Juni	I	11/utorak	1	8	28/petak	19	296	2/nedjelja	1971	3531	2346	340	1841	845
	II	4/utorak	2	7	25/utorak	16	253	9/nedjelja	2281	3187	2299	351	1791	859
	I+II	4/utorak	2	20	28/petak	19	480	2/nedjelja	4386	6718	4645	692	3633	1704
Juli	I	9/utorak	2	14	27/subota	16	292	7/nedjelja	2375	4228	2728	471	2362	837
	II	1/ponedjeljak	3	5	26/petak	15	295	7/nedjelja	2631	3742	2667	427	2264	830
	I+II	1/ponedjeljak	3	25	26/petak	13	536	7/nedjelja	5006	7922	5395	898	4626	1667
Avgust	I	26/ponedjeljak	1	12	2/petak	19	279	25/nedjelja	2526	4390	2859	488	2381	966
	II	27/utorak	2	14	18/nedjelja	14	313	26/ponedjeljak	3030	4035	2952	481	2383	1050
	I+II	23/petak	3	34	16/petak	13	560	25/nedjelja	5734	8115	5811	969	4764	2015
Septembar	I	20/petak	1	7	15/nedjelja	17	306	29/nedjelja	2220	3293	2513	320	2014	819
	II	12/četvrtak	2	6	15/nedjelja	13	318	22/nedjelja	2645	3280	2556	309	1985	880
	I+II	6/petak	2	20	15/nedjelja	17	514	29/nedjelja	4895	6409	5069	630	3999	1700
Oktobar	I	29/utorak	2	9	31/četvrtak	15	254	6/nedjelja	2242	3435	2474	275	2090	659
	II	9/srijeda	2	5	31/četvrtak	15	263	27/nedjelja	2538	3117	2476	265	2048	693
	I+II	29/utorak	2	16	31/četvrtak	15	517	6/nedjelja	4833	6552	4950	540	4138	1352
Novembar	I	24/nedjelja	4	5	1/petak	12	309	24/nedjelja	1893	3848	2264	236	1731	769
	II	6/srijeda	4	5	1/petak	14	294	30/subota	1968	3386	2289	239	1709	820
	I+II	27/srijeda	2	13	1/petak	12	574	30/subota	3993	7234	4553	476	3440	1589
Decembar	I	15/nedjelja	4	5	30/ponedjeljak	14	237	1/nedjelja	1561	3003	2138	219	1753	604
	II	3/utorak	2	1	31/utorak	13	270	15/nedjelja	1751	2829	2117	222	1728	611
	I+II	8/nedjelja	4	12	31/utorak	13	472	15/nedjelja	3393	5832	4255	441	3481	1215
Godina	I	19,2/utorak	1	2	1,11/petak	12	309	3,3/nedjelja	1336	4390	2313	293	2699	2404
	II	3,12/utorak	2	1	6,5/ponedjeljak	17	347	27,1/nedjelja	1460	4035	2320	287	2651	2510
	I+II	7,1/ponedjeljak	2	11	1,11/petak	12	574	27,1/nedjelja	2800	8115	4632	580	5350	4914

BROJANJE VOZILA NA MREŽI PUTEVA U REPUBLICI SRPSKOJ – 2013. GODINA
VEHICLE COUNTING ON THE ROAD NETWORK OF THE REPUBLIC OF SRPSKA – YEAR 2013

TRAFFIC PARAMETERS

000023

Automatic counter number
 Location / Mileage [km+m]
 Road number / Section

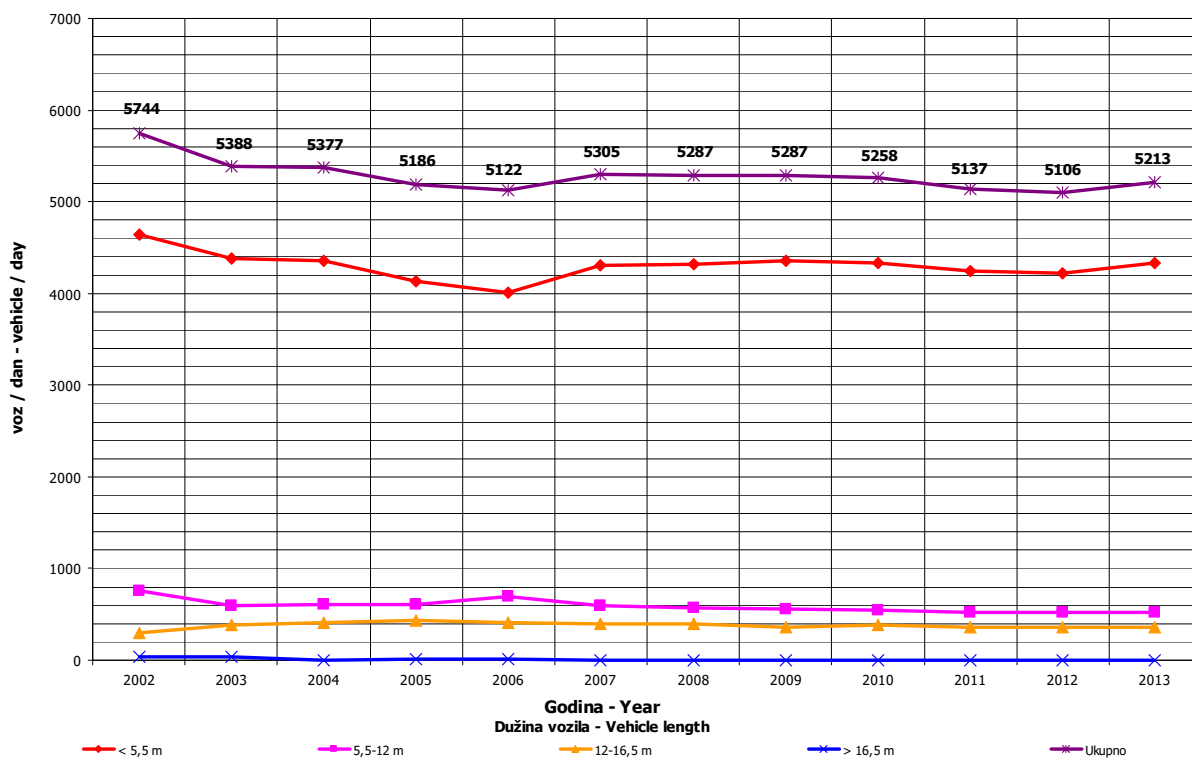
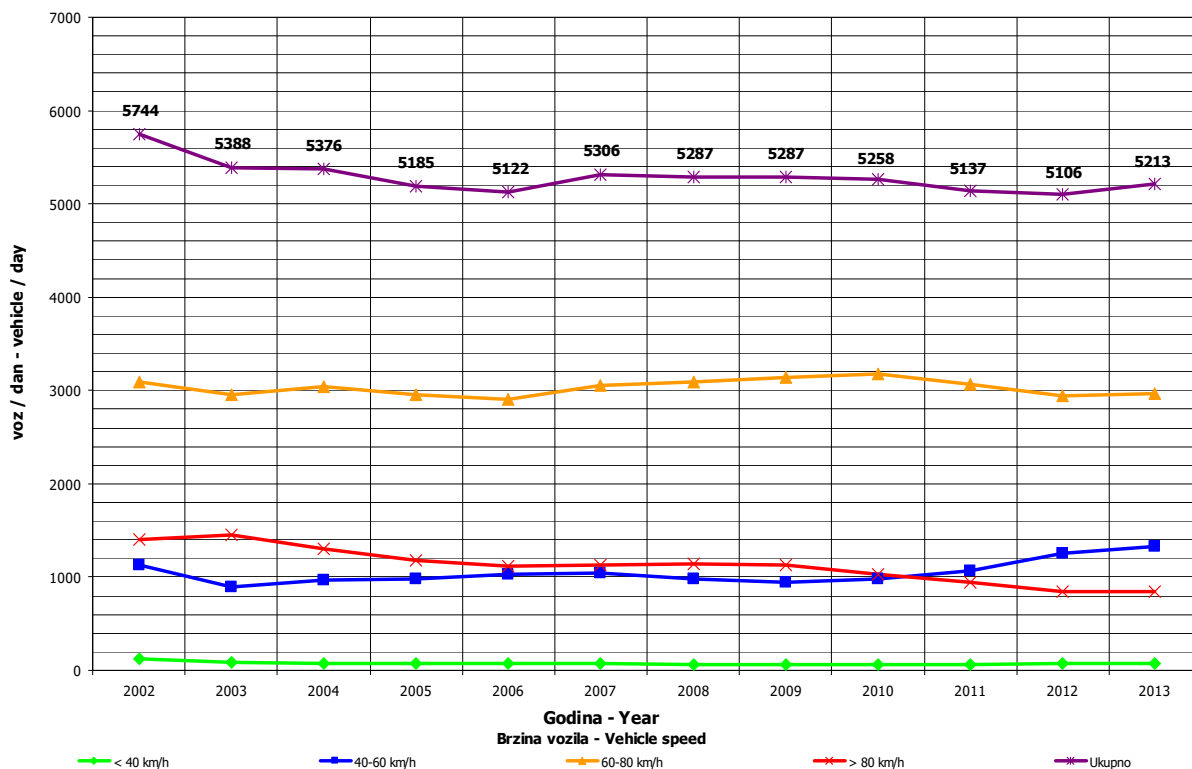
Garevac / 11+104,00
 M 17 / Crkvina - Modriča 1

Month	Direction	minimum hour		maximum hour		veh/h	veh/h	date/day	maximum day		veh/day	minimum day		date/day	maximum day		veh/day	day time average (5-21 h)	night average (21-05 h)	working day average	weekend average	summer average
		date/day	hour	date/day	hour				date/day	hour		date/day	hour		date/day	hour						
January	I	1/Tuesday	0	5	4/Friday	14	235	27/Sunday	1340	4/Friday	2807	27/Sunday	1340	4/Friday	2807	1839	192	1290	741			
	II	7/Monday	2	3	5/Saturday	12	269	27/Sunday	1460	5/Saturday	2743	27/Sunday	1460	5/Saturday	2743	1880	202	1293	790			
February	I+II	7/Monday	2	11	4/Friday	14	464	27/Sunday	2800	4/Friday	5463	27/Sunday	2800	4/Friday	5463	3719	394	2583	1531			
	I	19/Tuesday	1	2	15/Friday	13	209	3/Sunday	1402	15/Friday	2614	3/Sunday	1402	15/Friday	2614	1873	180	1560	493			
March	II	18/Monday	1	4	15/Friday	16	242	3/Sunday	1520	15/Friday	2348	3/Sunday	1520	15/Friday	2348	1877	185	1535	527			
	I+II	18/Monday	1	11	15/Friday	16	420	3/Sunday	2922	3/Sunday	4949	3/Sunday	2922	3/Sunday	4949	3751	365	3095	1020			
April	I	20/Wednesday	2	4	26/Tuesday	15	204	3/Sunday	1336	26/Tuesday	2813	3/Sunday	1336	26/Tuesday	2813	1939	217	1544	612			
	II	28/Thursday	2	11	26/Tuesday	17	236	3/Sunday	1494	26/Tuesday	2732	3/Sunday	1494	26/Tuesday	2732	1928	219	1515	633			
May	I+II	22/Monday	1	5	30/Tuesday	15	255	3/Sunday	2830	30/Tuesday	5545	3/Sunday	2830	29/Friday	5545	3867	436	3059	1245			
	II	17/Wednesday	3	3	19/Friday	16	253	7/Sunday	1924	19/Friday	3615	7/Sunday	1924	30/Tuesday	3615	2356	259	1982	633			
June	I+II	22/Monday	1	17	30/Tuesday	15	493	7/Sunday	2103	30/Tuesday	3143	7/Sunday	2103	30/Tuesday	3143	2306	251	1920	637			
	I	14/Tuesday	2	11	10/Friday	10	244	7/Sunday	4027	10/Friday	6758	7/Sunday	4027	30/Tuesday	6758	4662	510	3902	1270			
July	II	14/Tuesday	1	5	6/Monday	17	347	12/Sunday	2177	6/Monday	3278	12/Sunday	2177	10/Friday	3278	2388	310	1613	1085			
	I+II	2/Thursday	2	18	6/Monday	12	559	1/Wednesday	2011	6/Monday	3835	1/Wednesday	2011	6/Monday	3835	2452	283	1598	1137			
August	I	11/Tuesday	1	8	28/Friday	19	296	2/Sunday	1971	28/Friday	3531	2/Sunday	1971	28/Friday	3531	2346	340	1841	845			
	II	4/Tuesday	2	7	25/Tuesday	16	253	9/Sunday	2281	25/Tuesday	3187	9/Sunday	2281	28/Friday	3187	2299	351	1791	859			
September	I+II	4/Tuesday	2	20	28/Friday	19	480	2/Sunday	4386	28/Friday	6718	2/Sunday	4386	26/Friday	6718	4645	692	3633	1704			
	I	9/Tuesday	2	14	27/Saturday	16	292	7/Sunday	2375	27/Saturday	4228	7/Sunday	2375	26/Friday	4228	2728	471	2362	837			
October	II	1/Monday	3	5	26/Friday	15	295	7/Sunday	2631	26/Friday	3742	7/Sunday	2631	28/Sunday	3742	2667	427	2264	830			
	I+II	1/Monday	3	25	26/Friday	13	536	7/Sunday	5006	26/Friday	7922	7/Sunday	5006	26/Friday	7922	5395	898	4626	1667			
November	I	26/Monday	1	12	2/Friday	19	279	25/Sunday	2526	2/Friday	4390	25/Sunday	2526	2/Friday	4390	2859	488	2381	966			
	II	27/Tuesday	2	14	18/Sunday	14	313	26/Monday	3030	18/Sunday	4035	26/Monday	3030	4/Sunday	4035	2952	481	2383	1050			
December	I+II	23/Friday	3	34	16/Friday	13	560	25/Sunday	5734	16/Friday	8115	25/Sunday	5734	2/Sunday	8115	5811	969	4764	2015			
	I	20/Friday	1	7	15/Sunday	17	306	29/Sunday	2220	15/Sunday	3293	29/Sunday	2220	27/Friday	3293	2513	320	2014	819			
Year	II	12/Thursday	2	6	15/Sunday	13	318	22/Sunday	2645	15/Sunday	3280	22/Sunday	2645	1/Sunday	3280	2556	309	1985	880			
	I+II	6/Friday	2	20	15/Sunday	17	514	29/Sunday	4895	6/Friday	6409	29/Sunday	4895	27/Friday	6409	5069	630	3999	1700			
Year	I	29/Tuesday	2	9	31/Thursday	15	254	6/Sunday	2242	31/Thursday	3435	6/Sunday	2242	11/Friday	3435	2474	275	2090	659			
	II	9/Wednesday	2	5	31/Thursday	15	263	27/Sunday	2538	31/Thursday	3117	27/Sunday	2538	11/Friday	3117	2476	265	2048	693			
Year	I+II	29/Tuesday	2	16	31/Thursday	12	517	6/Sunday	4833	31/Thursday	6552	6/Sunday	4833	11/Friday	6552	4950	540	4138	1352			
	I	24/Sunday	4	5	1/Friday	15	309	24/Sunday	1893	1/Friday	3848	24/Sunday	1893	1/Friday	3848	2264	236	1731	769			
Year	II	6/Wednesday	4	5	1/Friday	14	294	30/Saturday	1968	1/Friday	3386	30/Saturday	1968	1/Friday	3386	2289	239	1709	820			
	I+II	27/Wednesday	2	13	1/Friday	12	574	1/Friday	3993	30/Saturday	7234	1/Friday	3993	1/Friday	7234	4553	476	3440	1589			
Year	I	15/Sunday	4	5	30/Monday	14	237	30/Monday	1561	30/Monday	3003	30/Monday	1561	27/Friday	3003	2138	219	1753	604			
	II	3/Tuesday	2	1	31/Tuesday	13	270	15/Sunday	1751	31/Tuesday	2829	15/Sunday	1751	27/Friday	2829	2117	222	1728	611			
Year	I+II	8/Sunday	4	12	31/Tuesday	13	472	15/Sunday	3393	31/Tuesday	5832	15/Sunday	3393	27/Friday	5832	4255	441	3481	1215			
	I	19.2/Tuesday	1	2	1.11/Friday	12	309	3.3/Sunday	1336	1.11/Friday	4390	3.3/Sunday	1336	2.8/Friday	4390	2313	293	2699	2404			
Year	II	3.12/Tuesday	2	1	6.5/Monday	17	347	27.1/Sunday	1460	6.5/Monday	4035	27.1/Sunday	1460	4.8/Sunday	4035	2320	287	2651	2510			
	I+II	7.1/Monday	2	11	1.11/Friday	12	574	27.1/Sunday	2800	1.11/Friday	8115	27.1/Sunday	2800	2.8/Friday	8115	4632	580	5350	4914			

GODIŠNJA NERAVNOMJERNOST SAOBRAĆAJNOG TOKA TRAFFIC FLOW ANNUAL VARIATION

Automatski brojač broj - Automatic counter number
 Lokalizet - Location / Stacionaža - Mileage [km+m]
 Broj puta - Road number / Dionica - Section

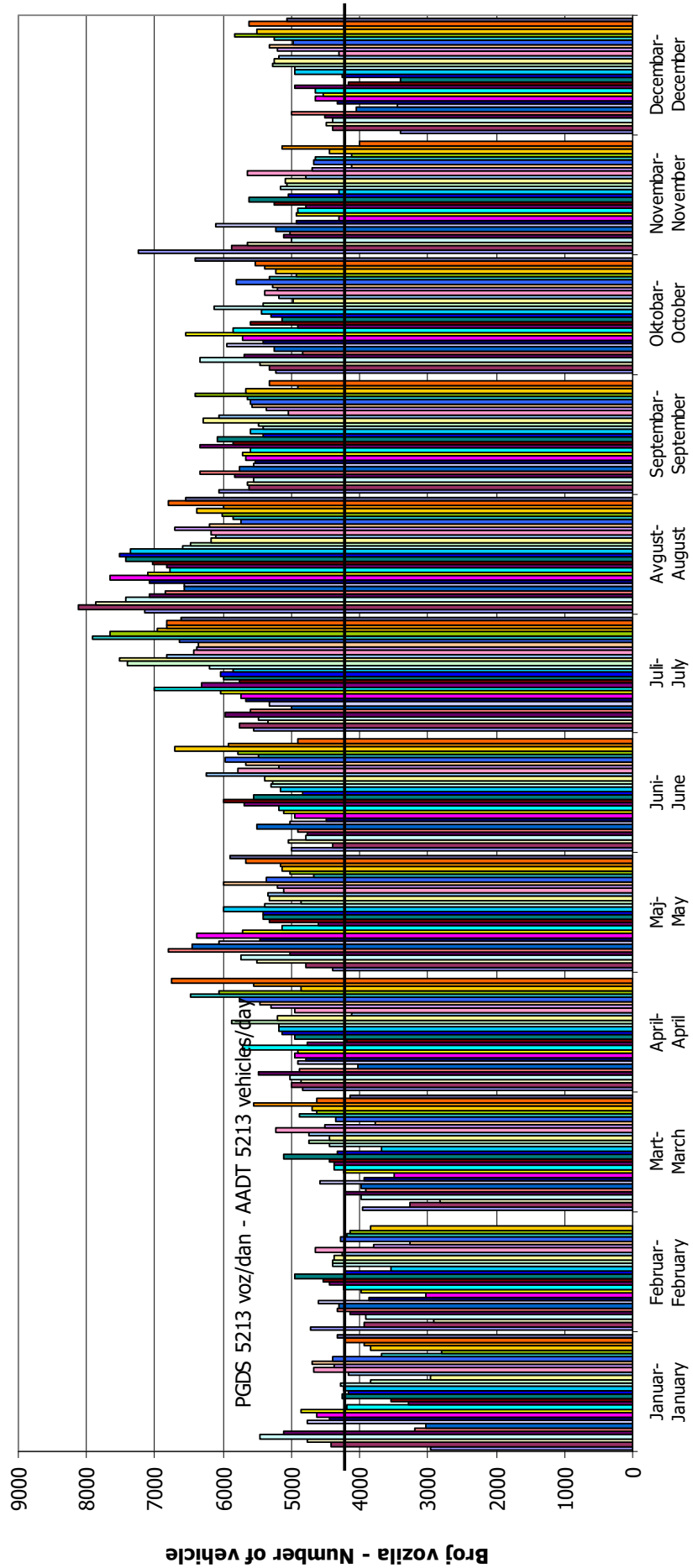
000023
 Garevac / 11+104,00
 M 17 / Crkvina - Modriča 1



**DNEVNA NERAVNOMJERNOST SAOBRAĆAJNOG TOKA
 TRAFFIC FLOW DAILY VARIATION**

Automatski brojač broj - Automatic counter number
 Lokalityet - Location / Stacionaža - Mileage [km+tm]
 Broj puta - Road number/ Dionica - Section

000023
 Garevac / 11+104,00
 M 17 / Crkvina - Modriča 1

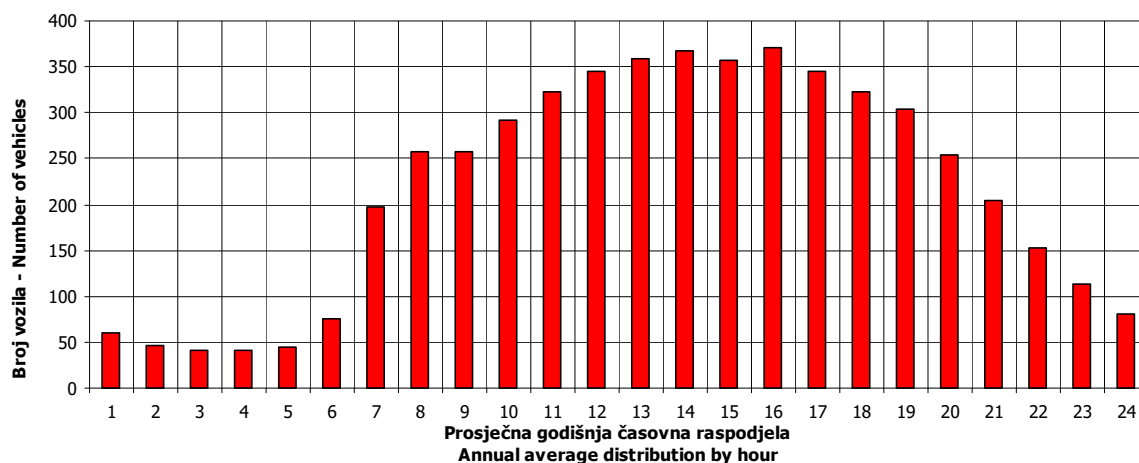


VREMENSKA RASPODJELA SAOBRAĆAJNOG TOKA TRAFFIC FLOW TIME DISTRIBUTION

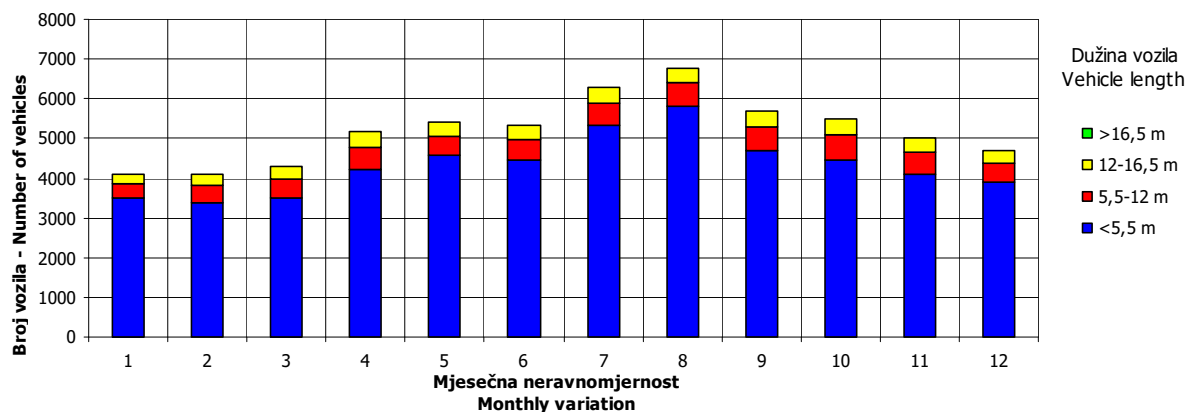
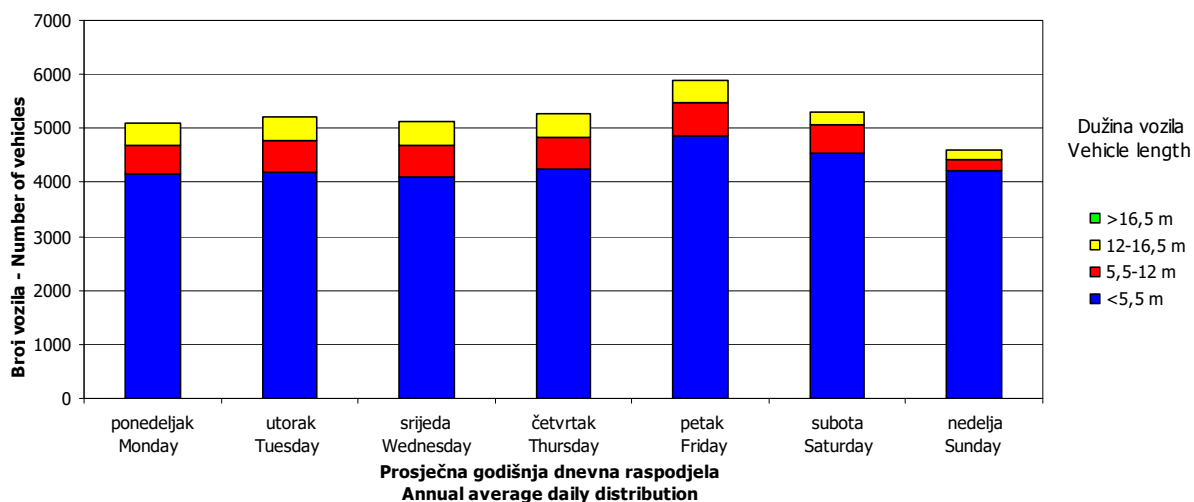
Automatski brojač broj - Automatic counter number
 Lokalizet - Location / Stacionaža - Mileage [km+m]
 Broj puta - Road number / Dionica - Section

000023
 Garevac / 11+104,00
 M 17 / Crkvina - Modriča 1

PGDS 5213 voz/dan AADT 5213 veh/day



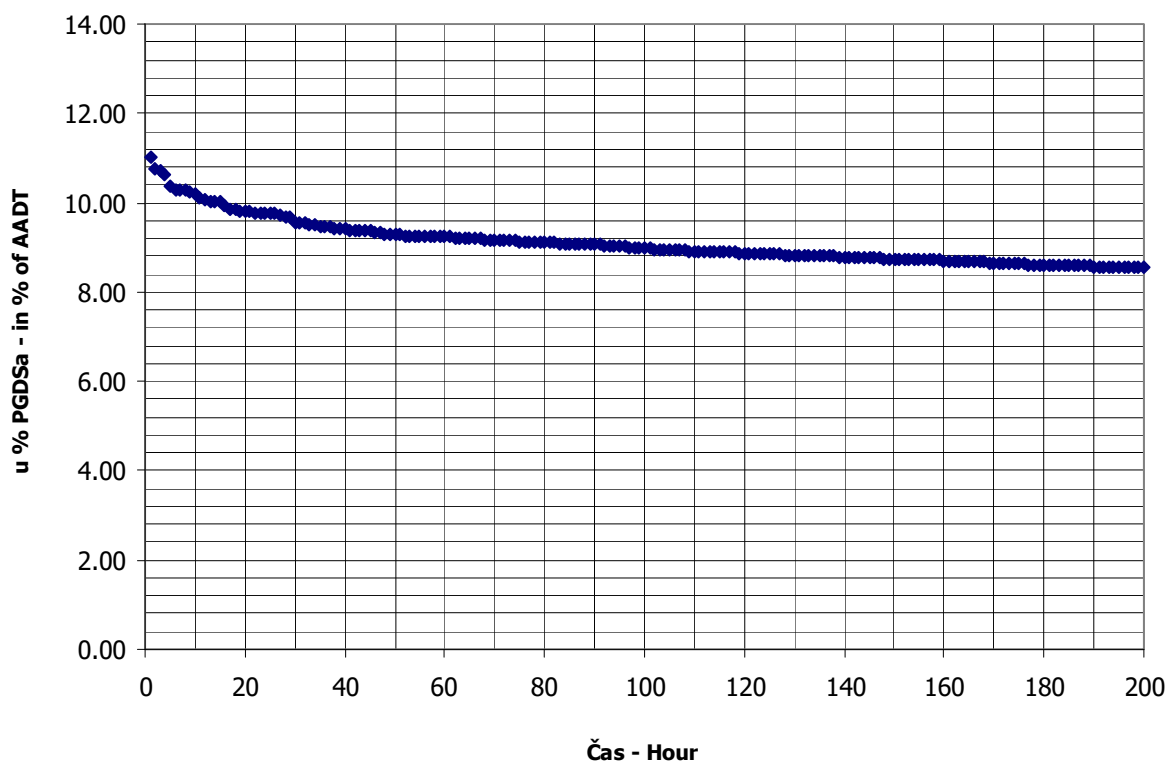
23



SATNA DISTRIBUCIJA SAOBRAĆAJNOG TOKA TRAFFIC FLOW HOURLY DISTRIBUTION

Automatski brojač broj - Automatic counter number 000023
 Lokalitet - Location / Stacionaža - Mileage [km+m] Garevac / 11+104,00
 Broj puta - Road number / Dionica - Section M 17 / Crkvina - Modriča 1

PGDS - AADT	5213 voz/dan - veh/day								
Čas - Hour	Maksimalni vršni sat - Maximum peak hour	10	20	30	40	50	100	200	
Sat u danu - Hour of day		12	16	18	17	10	13	12	15
Sat u godini - Hour in year		7308	4984	4794	7313	4810	6469	5484	4935
Dan - Day of week	petak-Friday	subota-Saturday	petak-Friday	petak-Friday	subota-Saturday	petak-Friday	subota-Saturday	četvrtak-Thursday	
Datum - Date	1	27	19	1	20	27	17	25	
Mjesec - Month	novembar-November	juli-July	juli-July	novembar-November	juli-July	septembar-September	avgust-August	juli-July	
Vrijednost - Value	574	528	511	498	489	484	468	445	
% - percent	11.01	10.13	9.80	9.55	9.38	9.28	8.98	8.54	



BROJANJE VOZILA NA MREŽI PUTEVA U REPUBLICI SRPSKOJ – 2013. GODINA
VEHICLE COUNTING ON THE ROAD NETWORK OF THE REPUBLIC OF SRPSKA – YEAR 2013

MJESEČNI BROJ VOZILA
MONTHLY NUMBER OF VEHICLES

Automatski brojač broj - Automatic counter number
 Lokalitet - Location / Stacionaža - Mileage [km+m]
 Broj puta - Road number / Dionica - Section

000024
 Lepnica / 0+691,00
 M 1.8 / granica / border RS (Lepnica) - Lončari

	Mjesec - Month											
	Januar- January	Februar- February	Mart- March	April- April	Maj- May	Jun- June	Juli- July	August- August	Septembar- September	Oktoibar- October	Novembar- November	Decembar- December
1	4205	3308	2941	3285	3842	4974	3473	6590	4889	3743	6876	3306
2	4386	3626	3403	5193	4673	5282	4053	7194	4037	3874	5686	3375
3	4633	2807	3487	4465	5008	3592	4027	8469	3780	4720	4603	3332
4	3818	2648	2886	5000	5842	3732	4317	7249	4330	4619	4233	2948
5	6033	2865	2868	4812	4938	4360	4671	5834	4923	5241	3978	3648
6	5072	2914	2907	5880	3631	6086	5388	5136	4452	4829	3695	3368
7	3426	3467	3604	4427	3799	4280	4960	6026	5523	3636	4322	3664
8	3350	3382	3731	3595	4312	4695	4207	6038	4953	4976	4157	3350
9	3101	3786	4141	3644	6098	4384	4050	6717	3832	3939	5045	2867
10	3592	3030	3429	3625	4407	3784	4266	8005	3789	4979	4374	3158
11	3267	2863	2927	4280	5378	3925	4805	6741	4072	5025	3491	3178
12	3915	3251	3204	4021	5915	3762	5073	5208	4914	6001	3487	3741
13	3157	3065	3119	4980	3564	4475	5685	5505	4710	5028	3573	3534
14	3054	3747	3522	4436	3864	4290	4609	6153	5252	3951	4170	4020
15	3073	3555	3406	3416	3781	4715	4175	6932	4582	3191	4062	3630
16	3115	4021	4184	3601	4490	4246	4347	6300	3605	3920	4812	2916
17	3494	3343	3601	3695	5000	3632	4477	7216	3909	4416	3940	3329
18	3103	2793	3086	4375	4982	3457	5175	6307	3727	4453	4304	3357
19	3152	3163	3335	4150	4959	3901	5764	4696	4359	5406	3588	4334
20	2886	3167	3420	4928	4994	5053	6411	4738	4562	5012	3616	5046
21	2718	3320	3982	4404	3970	5114	5569	4514	5154	3452	4240	7991
22	3235	3391	4428	3425	3861	4435	4416	5450	4604	3906	4083	5671
23	3021	3554	5761	3921	4304	4478	4568	5513	3609	3848	4334	3726
24	3424	3280	4338	3762	3993	3574	4782	5766	3821	4431	3859	4146
25	3010	2789	3403	4658	4937	4891	5571	5261	3672	4558	2991	4497
26	3053	3281	3484	5518	4176	3887	6238	4115	4499	5511	3220	5749
27	2613	2972	4044	6402	3244	4484	7186	4299	4537	4476	2456	3882
28	2498	3203	4959	6508	3565	4806	5878	4345	4933	3639	3772	5264
29	2744		5574	4225	3619	5113	4494	5063	4349	3871	3627	4781
30	2732		4004	5119	4803	4229	5175	5043	3381	4732	3792	3620
31	3250		4151		4616		5111	5551		6587		4205
Ukupno- Total	106130	90591	115329	133750	138565	131636	152921	181974	130759	139970	122386	123633
Prosjek- Average	3424	8236	3720	4458	4470	4388	4933	5870	4359	4515	4080	3988
Godišnji prosjek (PGDS) - Annual average (AADT)												4295

BROJANJE VOZILA NA MREŽI PUTEVA U REPUBLICI SRPSKOJ – 2013. GODINA
VEHICLE COUNTING ON THE ROAD NETWORK OF THE REPUBLIC OF SRPSKA – YEAR 2013

STRUKTURA SAOBRAĆAJNOG TOKA
TRAFFIC FLOW COMPOSITION

Automatski brojač broj - Automatic counter number 000024
 Lokalizet - Location / Stacionaža - Mileage [km+m] Lepnica / 0+691,00
 Broj puta - Road number / Dionica - Section M 1.8 / granica / border RS (Lepnica) - Lončari

Mjesec - Month	Smjer - Direction	Dužina vozila - Vehicle length								Ukupno - Total
		< 5,5 m	(%)	5,5 - 12 m	(%)	12 - 16,5 m	(%)	< 16,5 m	(%)	
Januar - January	I	44078	89.4	3433	7.0	1780	3.6	35	0.1	49326
	II	50262	88.5	3798	6.7	2690	4.7	54	0.1	56804
	ukupno - total	94340	88.9	7231	6.8	4470	4.2	89	0.1	106130
Februar - February	I	39297	89.4	3034	6.9	1603	3.6	15	0.0	43949
	II	40105	86.0	3832	8.2	2686	5.8	19	0.0	46642
	ukupno - total	79402	87.6	6866	7.6	4289	4.7	34	0.0	90591
Mart - March	I	56407	90.7	3763	6.1	1987	3.2	12	0.0	62169
	II	45945	86.4	4427	8.3	2772	5.2	16	0.0	53160
	ukupno - total	102352	88.7	8190	7.1	4759	4.1	28	0.0	115329
April - April	I	57393	89.7	4415	6.9	2170	3.4	18	0.0	63996
	II	61078	87.6	5312	7.6	3306	4.7	58	0.1	69754
	ukupno - total	118471	88.6	9727	7.3	5476	4.1	76	0.1	133750
Maj - May	I	60196	89.7	4902	7.3	1993	3.0	21	0.0	67112
	II	62677	87.7	5223	7.3	3482	4.9	71	0.1	71453
	ukupno - total	122873	88.7	10125	7.3	5475	4.0	92	0.1	138565
Juni - June	I	59573	89.4	4935	7.4	2108	3.2	16	0.0	66632
	II	57031	87.7	4623	7.1	3308	5.1	42	0.1	65004
	ukupno - total	116604	88.6	9558	7.3	5416	4.1	58	0.0	131636
Juli - July	I	72534	91.4	4692	5.9	2129	2.7	11	0.0	79366
	II	63939	86.9	5781	7.9	3817	5.2	18	0.0	73555
	ukupno - total	136473	89.2	10473	6.8	5946	3.9	29	0.0	152921
Avgust - August	I	81460	92.5	4520	5.1	2088	2.4	12	0.0	88080
	II	84517	90.0	5933	6.3	3425	3.6	19	0.0	93894
	ukupno - total	165977	91.2	10453	5.7	5513	3.0	31	0.0	181974
Septembar - September	I	56322	89.4	4582	7.3	2053	3.3	18	0.0	62975
	II	59219	87.4	5144	7.6	3412	5.0	9	0.0	67784
	ukupno - total	115541	88.4	9726	7.4	5465	4.2	27	0.0	130759
Oktobar - October	I	63697	89.1	5498	7.7	2296	3.2	9	0.0	71500
	II	58889	86.0	5933	8.7	3627	5.3	21	0.0	68470
	ukupno - total	122586	87.6	11431	8.2	5923	4.2	30	0.0	139970
Novembar - November	I	53835	89.0	4547	7.5	2060	3.4	13	0.0	60455
	II	53766	86.8	5103	8.2	3045	4.9	17	0.0	61931
	ukupno - total	107601	87.9	9650	7.9	5105	4.2	30	0.0	122386
Decembar - December	I	58690	91.2	3763	5.8	1901	3.0	20	0.0	64374
	II	52571	88.7	3936	6.6	2728	4.6	24	0.0	59259
	ukupno - total	111261	90.0	7699	6.2	4629	3.7	44	0.0	123633
Ukupno (godišnje) - Total (annual)	I	703482	90.2	52084	6.7	24168	3.1	200	0.0	779934
	II	689999	87.6	59045	7.5	38298	4.9	368	0.0	787710
	ukupno - total	1393481	88.9	111129	7.1	62466	4.0	568	0.0	1567644
Prosjek (PGDS) - Average (AADT)	I	1927	90.2	143	6.7	66	3.1	1	0.0	2137
	II	1890	87.6	162	7.5	105	4.9	1	0.0	2158
	ukupno - total	3818	88.9	304	7.1	171	4.0	2	0.0	4295

BRONANJE VOZILA NA MREŽI PUTEVA U REPUBLICI SRPSKOJ – 2013. GODINA
VEHICLE COUNTING ON THE ROAD NETWORK OF THE REPUBLIC OF SRPSKA – YEAR 2013

SAOBRAĆAJNI POKAZATELJI

000024
 Lepnica / 0+691,00
 M 1.8 / granica / border RS (Lepnica) - Lončari

Automatski brojač broj
 Lokaliteta / Stacionaža [km+m]
 Broj puta / Dionica

Mjesec	Snjever	minimalni čas		maksimalni čas		minimalni dan		maksimalni dan		dnevni prosjek (05-21 h)	noćni prosjek (21-05 h)	prosjek radnim danom	prosjek vikendom	ljetni prosjek
		čas	voz/h	datum/dan	čas	voz/h	datum/dan	voz/dan						
Januar	I	2	1	3/četvrtak	13	300	1041	3/četvrtak	2192	1440	151	917	674	
	II	0	2	5/subota	10	462	28/ponedjeljak	5/subota	4034	1717	115	956	876	
	I+II	2	7	5/subota	10	663	28/ponedjeljak	5/subota	6033	3157	266	1873	1550	
Februar	I	4	3	14/četvrtak	12	227	3/nedjelja	9/subota	1967	1407	163	1126	443	
	II	2	2	1/petak	11	264	4/ponedjeljak	24/nedjelja	2087	1556	110	1129	537	
	I+II	2	5	16/subota	11	442	4/ponedjeljak	16/subota	4021	2962	273	2255	980	
Mart	I	1	3	28/četvrtak	13	378	11/ponedjeljak	29/petak	4448	1764	241	1334	672	
	II	2	0	31/nedjelja	13	256	1/petak	31/nedjelja	2321	1583	131	1080	634	
	I+II	2	7	6/srijeda	10	515	5/utorak	23/subota	5761	3348	373	2414	1306	
April	I	3	2	27/subota	9	371	1/ponedjeljak	27/subota	4133	1886	247	1474	659	
	II	2	1	28/nedjelja	13	401	1/ponedjeljak	28/nedjelja	3828	2166	159	1586	739	
	I+II	2	10	6/subota	9	581	1/ponedjeljak	28/nedjelja	6508	4053	405	3060	1399	
Maj	I	2	5	9/četvrtak	12	313	27/ponedjeljak	9/četvrtak	3464	1898	267	1196	969	
	II	2	0	12/nedjelja	12	405	29/srijeda	12/nedjelja	3996	2134	171	1197	1108	
	I+II	3	9	12/nedjelja	10	574	27/ponedjeljak	12/nedjelja	6098	4032	438	2393	2077	
Juni	I	1	5	27/četvrtak	12	314	23/nedjelja	6/četvrtak	3869	1939	282	1499	722	2221
	II	2	3	2/nedjelja	12	334	18/utorak	2/nedjelja	3481	1992	175	1337	830	2167
	I+II	2	10	20/četvrtak	13	481	18/utorak	6/četvrtak	6086	3930	457	2836	1552	4388
Juli	I	1	8	20/subota	9	331	1/ponedjeljak	27/subota	4202	2228	332	1799	762	2560
	II	1	5	27/subota	9	324	1/ponedjeljak	21/nedjelja	3125	2119	254	1661	712	2373
	I+II	1	13	27/subota	9	612	1/ponedjeljak	27/subota	7186	4347	586	3459	1474	4933
Avgust	I	4	8	27/utorak	9	362	26/ponedjeljak	3/subota	4606	2408	433	1943	898	2841
	II	0	4	11/nedjelja	13	373	28/srijeda	4/nedjelja	4042	2705	323	1973	1056	3029
	I+II	0	20	3/subota	10	665	26/ponedjeljak	3/subota	8469	5113	757	3916	1954	5870
Septembar	I	2	5	21/subota	9	325	30/ponedjeljak	21/subota	2690	1874	226	1419	680	2099
	II	2	1	22/nedjelja	13	307	30/ponedjeljak	1/nedjelja	2889	2090	170	1465	794	2259
	I+II	2	8	7/subota	10	536	30/ponedjeljak	7/subota	5523	3963	395	2884	1475	4359
Oktobar	I	2	2	31/četvrtak	13	365	15/utorak	31/četvrtak	4065	2049	258	1650	656	2099
	II	2	3	20/nedjelja	13	337	15/utorak	20/nedjelja	3035	2056	152	1526	683	2099
	I+II	1	10	19/subota	10	564	15/utorak	31/četvrtak	6587	4105	410	3176	1339	2099
Novembar	I	2	2	1/petak	9	394	27/srijeda	1/petak	4196	1806	209	1307	709	2099
	II	2	1	10/nedjelja	13	337	27/srijeda	3/nedjelja	2746	1933	131	1283	781	2099
	I+II	2	6	2/subota	9	604	27/srijeda	1/petak	6876	3739	341	2590	1490	2099
Decembar	I	1	3	21/subota	11	387	1/nedjelja	21/subota	5695	1841	235	1388	689	2099
	II	2	1	28/subota	11	352	9/ponedjeljak	28/subota	3342	1789	123	1256	655	2099
	I+II	1	6	11/srijeda	11	622	9/ponedjeljak	21/subota	7991	3631	358	2644	1344	2099
Godina	I	2	1	1.11/petak	9	394	27.11/četvrtak	21.12/subota	5695	1882	255	2078	2365	2435
	II	2	0	7.3/četvrtak	10	462	1.3/petak	4.8/nedjelja	4042	1990	169	2004	2494	2461
	I+II	2	5	27.2/srijeda	10	665	27.11/srijeda	3.8/subota	8469	3872	423	4082	4759	4896

BRONJE VOZILA NA MREZI PUTEVA U REPUBLICI SRPSKOJ – 2013. GODINA
VEHICLE COUNTING ON THE ROAD NETWORK OF THE REPUBLIC OF SRPSKA – YEAR 2013

TRAFFIC PARAMETERS

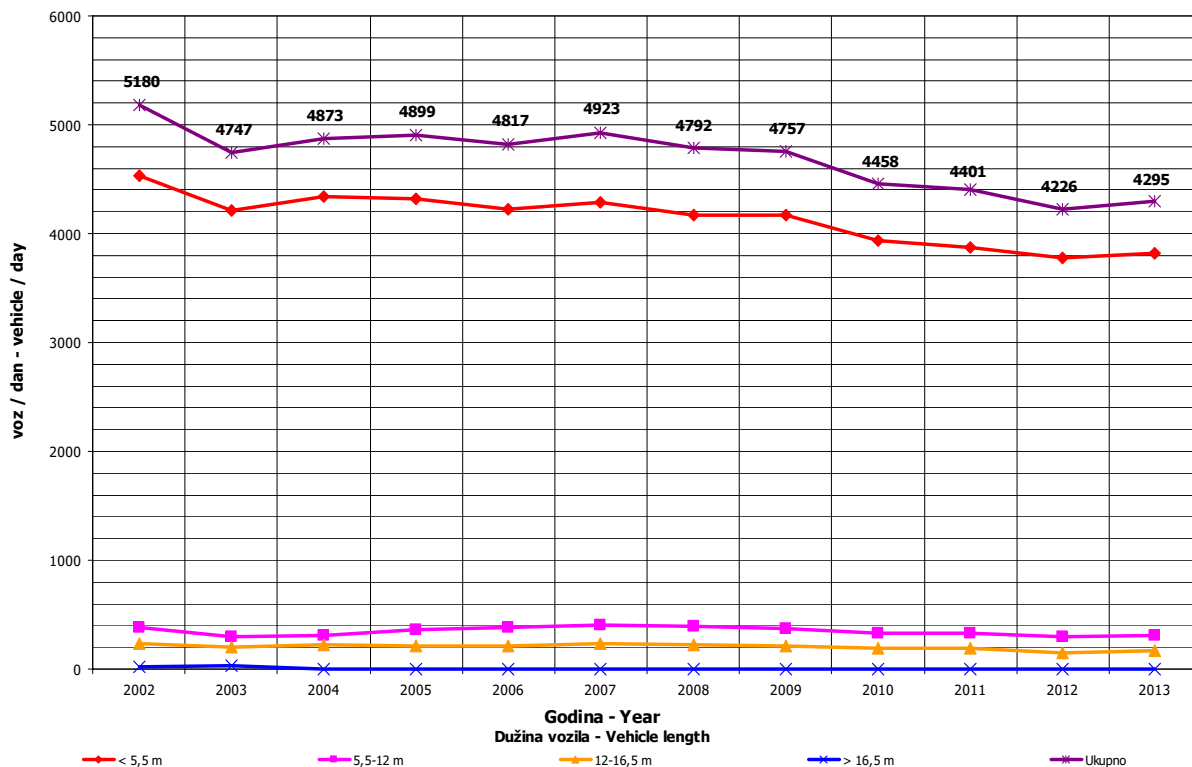
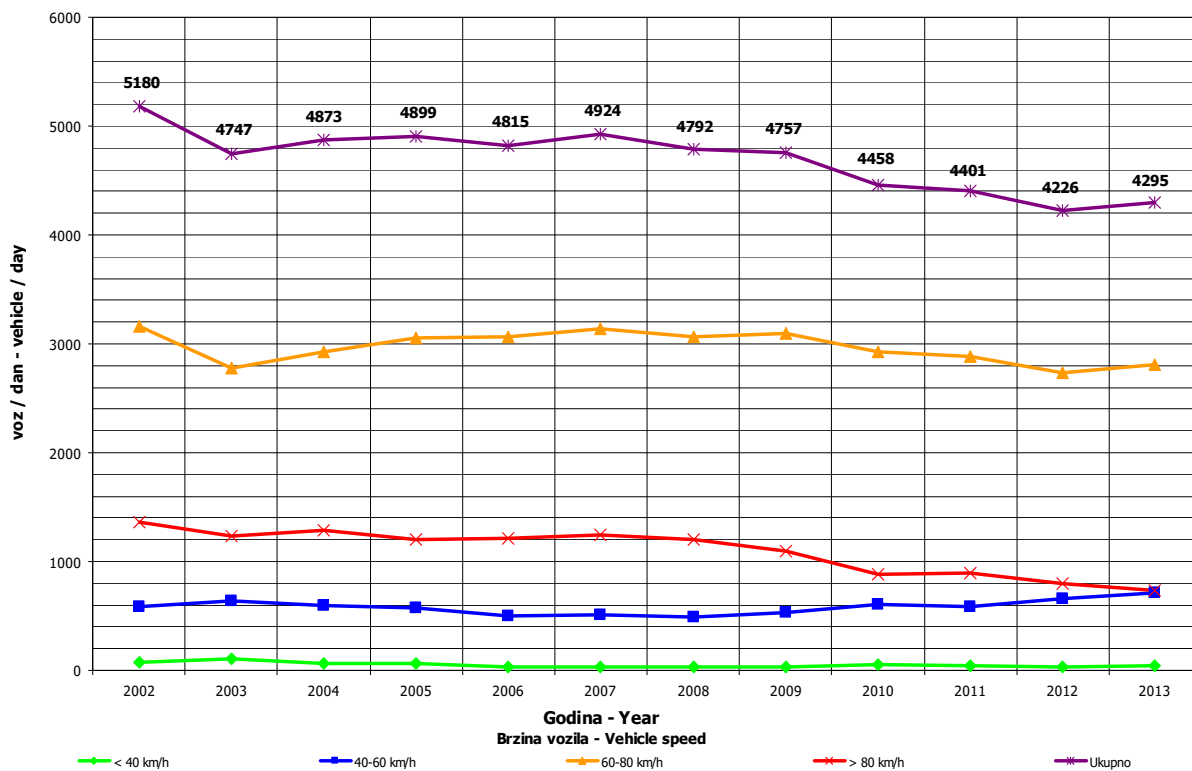
Automatic counter number 000024
 Location / Mileage [km+m] Lepnica / 0+691,00
 Road number / Section M 1.8 / granica / border RS (Lepnica) - Lončari

Month	Direction	minimum hour		maximum hour		veh/h	minimum day		maximum day		day time average (5-21 h)	night average (21-05 h)	working day average	weekend average	summer average
		date/day	hour	date/day	hour		date/day	veh/day	date/day	veh/day					
January	I	23/Wednesday	0	3/Thursday	13	300	27/Sunday	1041	3/Thursday	2192	1440	151	917	674	
	II	22/Tuesday	2	5/Saturday	10	462	28/Monday	1302	5/Saturday	4034	1717	115	956	876	
	I+II	14/Monday	2	5/Saturday	10	663	28/Monday	2498	5/Saturday	6033	3157	266	1873	1550	
February	I	14/Thursday	4	14/Thursday	12	227	3/Sunday	1126	9/Saturday	1967	1407	163	1126	443	
	II	1/Friday	2	16/Saturday	11	264	4/Monday	1327	24/Sunday	2087	1556	110	1129	537	
	I+II	27/Wednesday	2	16/Saturday	11	442	4/Monday	2648	16/Saturday	4021	2962	273	2255	980	
March	I	6/Wednesday	1	28/Thursday	13	378	11/Monday	1400	29/Friday	4448	1764	241	1334	672	
	II	7/Thursday	2	31/Sunday	13	256	1/Friday	1121	31/Sunday	2321	1583	131	1080	634	
	I+II	6/Wednesday	2	23/Saturday	10	515	5/Tuesday	2868	23/Saturday	5761	3348	373	2414	1306	
April	I	22/Monday	3	27/Saturday	9	371	1/Monday	1573	1/Monday	4133	1886	247	1474	659	
	II	17/Wednesday	2	28/Sunday	13	401	1/Monday	1712	28/Sunday	3828	2166	159	1586	739	
	I+II	8/Monday	2	6/Saturday	9	581	1/Monday	3285	28/Sunday	6508	4053	405	3060	1399	
May	I	16/Thursday	2	9/Thursday	12	313	27/Monday	1481	9/Thursday	3464	1898	267	1196	969	
	II	14/Tuesday	2	12/Sunday	12	405	29/Wednesday	1691	12/Sunday	3996	2134	171	1197	1108	
	I+II	28/Tuesday	3	12/Sunday	10	574	27/Monday	3244	9/Thursday	6098	4032	438	2393	2077	
June	I	5/Wednesday	1	27/Thursday	12	314	23/Monday	1682	6/Thursday	3869	1939	282	1499	722	2221
	II	7/Friday	2	2/Sunday	12	334	18/Tuesday	1733	2/Sunday	3481	1992	175	1337	830	2167
	I+II	17/Monday	2	20/Thursday	13	481	18/Tuesday	3457	6/Thursday	6086	3930	457	2836	1552	4388
July	I	1/Monday	1	20/Saturday	9	331	1/Monday	1750	27/Saturday	4202	2228	332	1799	762	2560
	II	1/Monday	1	27/Saturday	9	324	1/Monday	1723	21/Sunday	3125	2119	254	1661	712	2373
	I+II	1/Monday	1	27/Saturday	9	612	1/Monday	3473	27/Saturday	7186	4347	586	3459	1474	4933
August	I	27/Tuesday	4	3/Saturday	9	362	26/Monday	1835	3/Saturday	4606	2408	433	1943	898	2841
	II	21/Wednesday	0	11/Sunday	13	373	28/Wednesday	2241	4/Sunday	4042	2705	323	1973	1056	3029
	I+II	21/Wednesday	0	3/Saturday	10	665	26/Monday	4115	4/Sunday	8469	5113	757	3916	1954	5870
September	I	18/Wednesday	2	21/Saturday	9	325	30/Monday	1625	21/Saturday	2690	1874	226	1419	680	2099
	II	20/Friday	2	22/Sunday	13	307	30/Monday	1756	1/Sunday	2889	2090	170	1465	794	2259
	I+II	18/Wednesday	2	7/Saturday	10	536	30/Monday	3381	7/Saturday	5523	3963	395	2884	1475	4359
October	I	23/Wednesday	2	31/Thursday	13	365	15/Tuesday	1569	31/Thursday	4065	2049	258	1650	656	
	II	15/Tuesday	2	20/Sunday	13	337	15/Tuesday	1622	20/Sunday	3035	2056	152	1526	683	
	I+II	23/Wednesday	1	19/Saturday	10	564	15/Tuesday	3191	31/Thursday	6587	4105	410	3176	1339	
November	I	13/Wednesday	2	1/Friday	9	394	27/Wednesday	1205	1/Friday	4196	1806	209	1307	709	
	II	12/Tuesday	2	10/Sunday	13	337	27/Wednesday	1251	3/Sunday	2746	1933	131	1283	781	
	I+II	27/Wednesday	2	2/Saturday	9	604	27/Wednesday	2456	1/Friday	6876	3739	341	2590	1490	
December	I	2/Monday	1	21/Saturday	11	387	1/Sunday	1373	21/Saturday	5695	1841	235	1388	689	
	II	11/Wednesday	2	28/Saturday	11	352	9/Monday	1462	28/Saturday	3342	1789	123	1256	655	
	I+II	4/Wednesday	1	21/Saturday	11	622	9/Monday	2867	21/Saturday	7991	3631	358	2644	1344	
Year	I	23-1/Wednesday	2	1-11/Friday	9	394	27-1/Sunday	1041	21-12/Saturday	5695	1882	255	2078	2265	2435
	II	7-3/Thursday	2	0	10	462	1-3/Friday	1121	4-8/Sunday	4042	1990	169	2004	2494	2461
	I+II	27-2/Wednesday	2	5	10	665	27-11/Wednesday	2456	3-8/Saturday	8469	3872	423	4082	4759	4896

GODIŠNJA NERAVNOMJERNOST SAOBRAĆAJNOG TOKA TRAFFIC FLOW ANNUAL VARIATION

Automatski brojač broj - Automatic counter number
 Lokalizet - Location / Stacionaža - Mileage [km+m]
 Broj puta - Road number / Dionica - Section

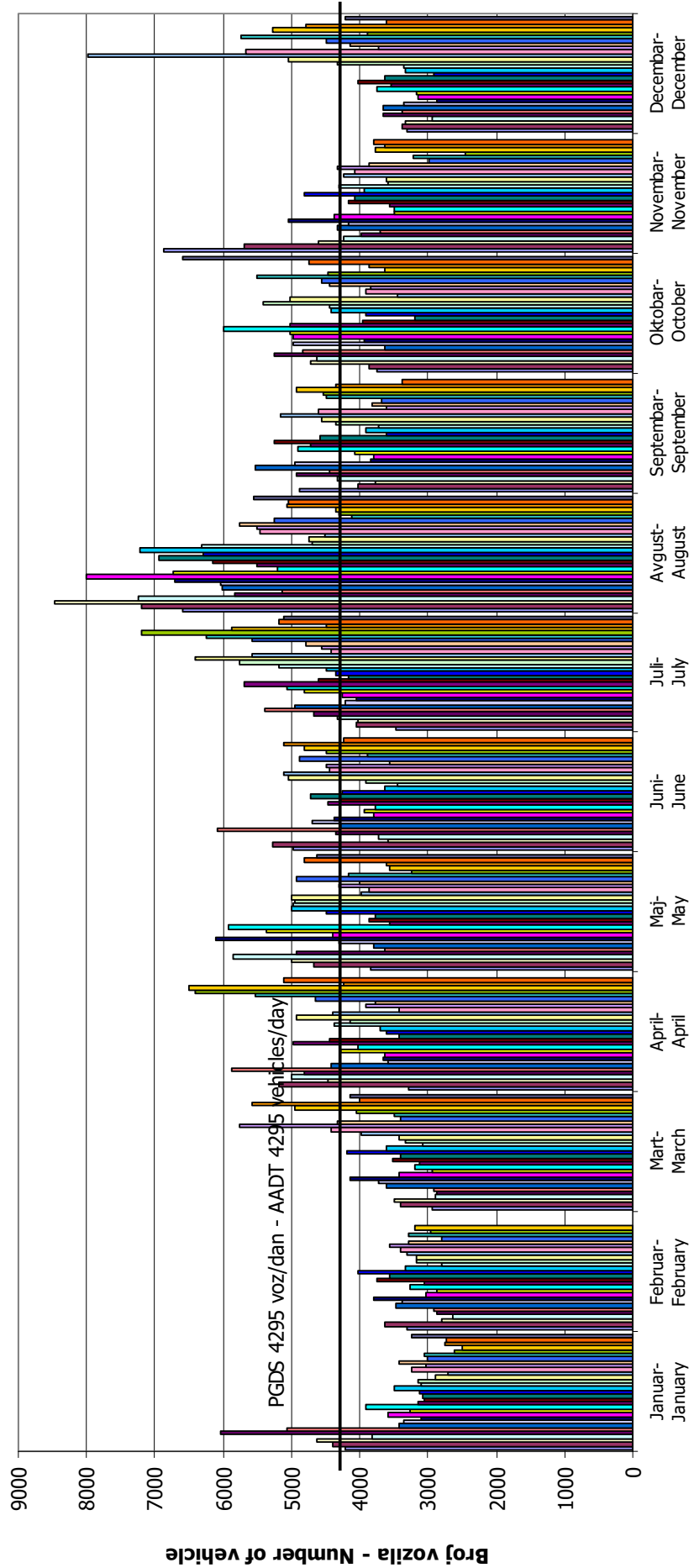
000024
 Lepnica / 0+691,00
 M 1.8 / granica / border RS (Lepnica) - Lončari



DNEVNA NERAVNOMJERNOST SAOBRAĆAJNOG TOKA
TRAFFIC FLOW DAILY VARIATION

Automatski brojač broj - Automatic counter number
 Lokalityet - Location / Stacionaža - Mileage [km+tm]
 Broj puta - Road number/ Dionica - Section

000024
 Lepnica / 0+691,00
 M 1.8 / granica / border RS (Lepnica) - Lončari



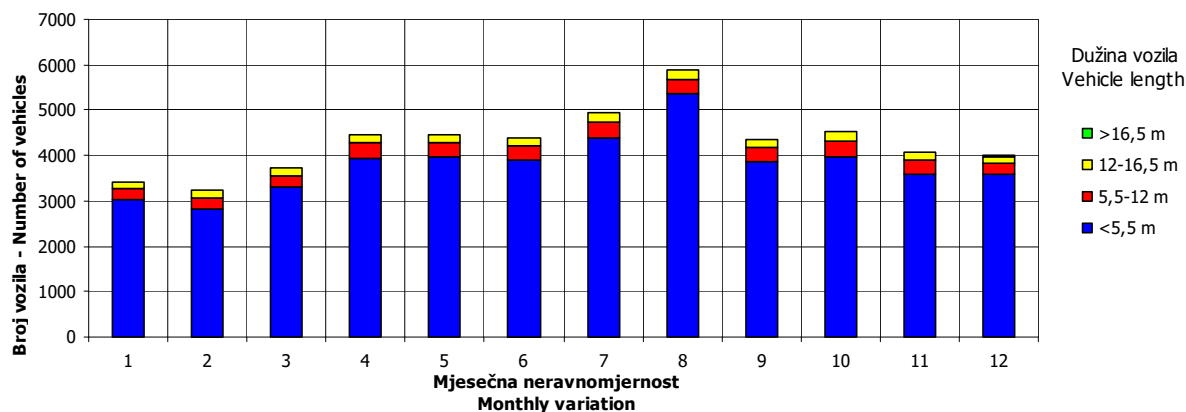
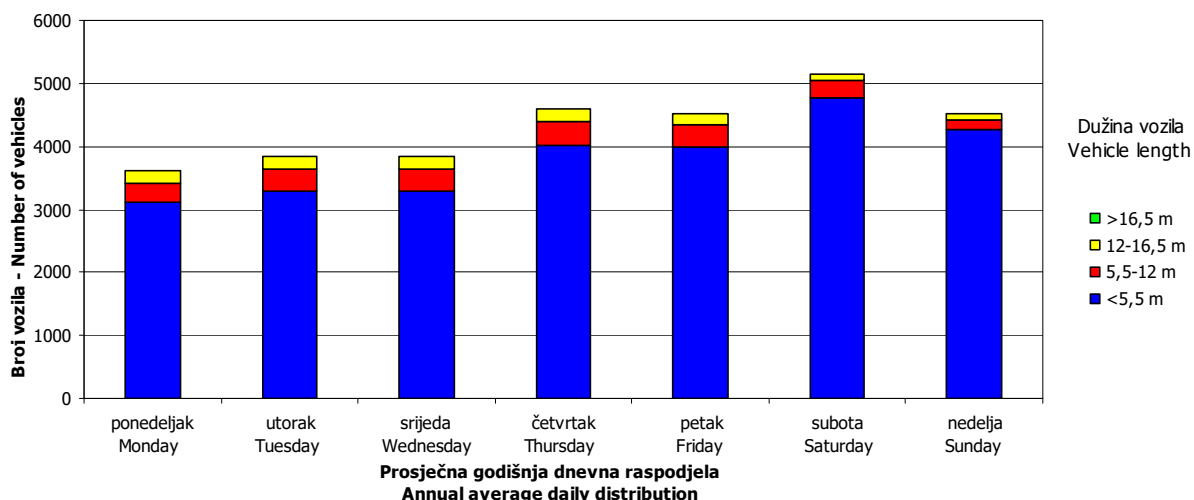
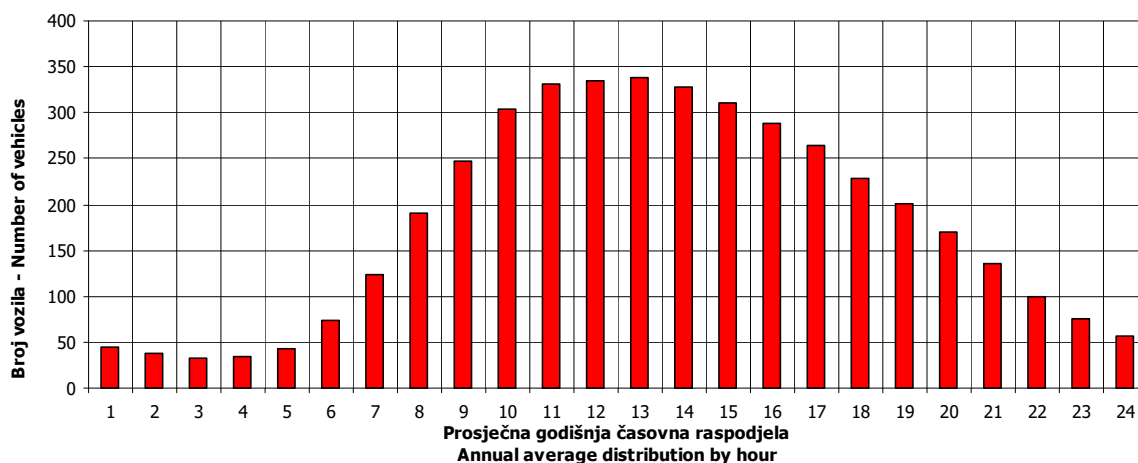
Dani / Mjeseci - Days / Months

VREMENSKA RASPODJELA SAOBRAĆAJNOG TOKA TRAFFIC FLOW TIME DISTRIBUTION

Automatski brojač broj - Automatic counter number
 Lokalizet - Location / Stacionaža - Mileage [km+m]
 Broj puta - Road number / Dionica - Section

000024
 Lepnica / 0+691,00
 M 1.8 / granica / border RS (Lepnica) - Lončari

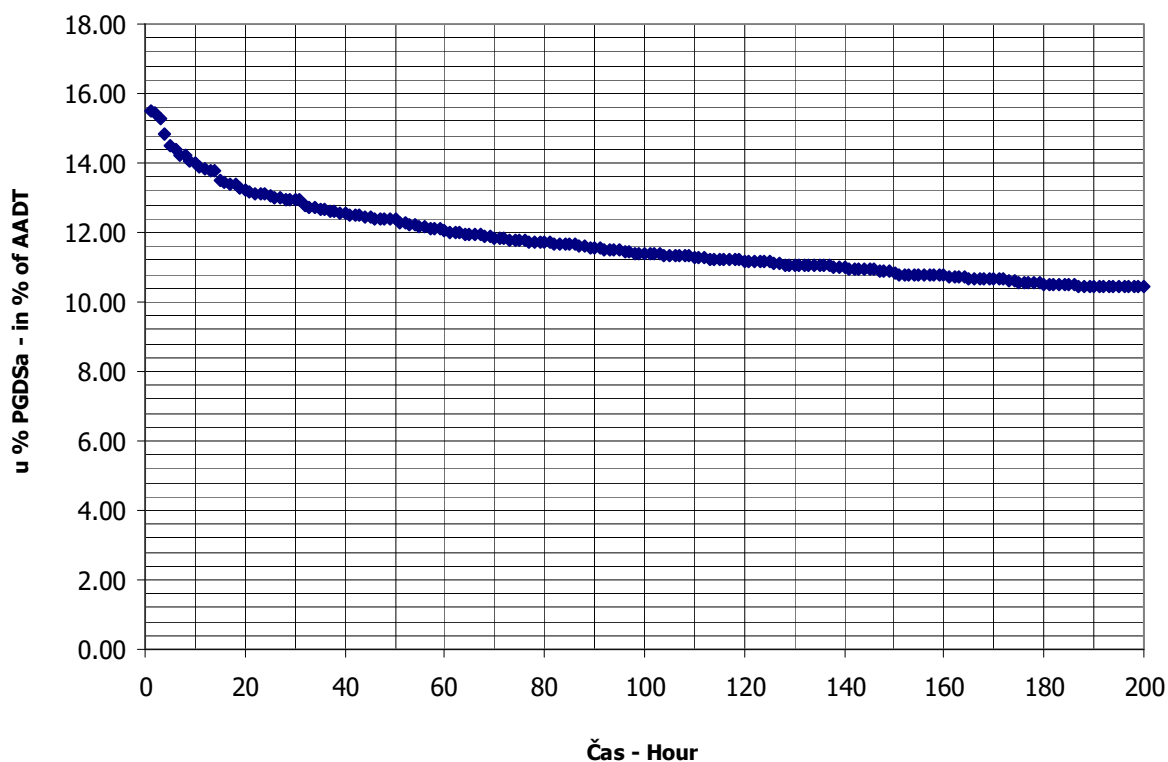
PGDS 4295 voz/dan AADT 4295 veh/day



SATNA DISTRIBUCIJA SAOBRAĆAJNOG TOKA TRAFFIC FLOW HOURLY DISTRIBUTION

Automatski brojač broj - Automatic counter number 000024
 Lokalizet - Location / Stacionaža - Mileage [km+m] Lepnica / 0+691,00
 Broj puta - Road number / Dionica - Section M 1.8 / granica / border RS (Lepnica) - Lončari

PGDS - AADT	4295 voz/dan - veh/day							
Čas - Hour	Maksimalni vršni sat - Maximum peak hour	10	20	30	40	50	100	200
Sat u danu - Hour of day	10	12	12	10	12	9	13	11
Sat u godini - Hour in year	5146	5148	8508	7306	5316	6321	5389	2459
Dan - Day of week	subota-Saturday	subota-Saturday	subota-Saturday	petak-Friday	subota-Saturday	subota-Saturday	utorak-Tuesday	subota-Saturday
Datum - Date	3	3	21	1	10	21	13	13
Mjesec - Month	avgust-August	avgust-August	decembar-December	novembar-November	avgust-August	septembar-September	avgust-August	april-April
Vrijednost - Value	665	597	565	555	537	528	488	447
% - percent	15.48	13.90	13.16	12.92	12.50	12.29	11.36	10.41



BROJANJE VOZILA NA MREŽI PUTEVA U REPUBLICI SRPSKOJ – 2013. GODINA
VEHICLE COUNTING ON THE ROAD NETWORK OF THE REPUBLIC OF SRPSKA – YEAR 2013

MJESEČNI BROJ VOZILA
MONTHLY NUMBER OF VEHICLES

Automatski brojač broj - Automatic counter number 000025
 Lokalitet - Location / Stacionaža - Mileage [km+m] Blaževac / 5+516,00
 Broj puta - Road number / Dionica - Section M 1.8 / Pelagićevo - granica / border RS (Blaževac)

	Mjesec - Month											
	Januar- January	Februar- February	Mart- March	April- April	Maj- May	Jun- June	Juli- July	August- August	Septembar- September	Oktober- October	Novembar- November	Decembar- December
1	2401	2509	2775	2612	2022	4341	2710	4665	4982	3212	4501	2989
2	2949	3051	3493	3273	3616	4458	3514	5029	2750	3208	5375	1956
3	3605	2289	3359	2971	4244	2583	3300	5543	3561	3900	5312	2611
4	3817	1838	2203	3482	5265	3326	3547	4912	3496	3781	2674	2496
5	4506	2387	2839	3447	4308	3071	3784	3766	3780	4584	3233	2938
6	3026	2248	2757	4303	2910	3433	4587	4463	3645	4520	2801	2736
7	1717	2570	3009	3687	3613	3214	4426	4441	4658	2589	3258	3284
8	2640	2603	2891	2467	3662	4017	2970	3214	4640	4414	3412	3155
9	2612	3061	3819	3016	4540	3975	3492	4623	2756	3219	4087	1995
10	2893	2461	3477	2967	3906	2463	3449	5852	3457	3728	3896	2698
11	2777	1956	2224	3358	4569	3283	3907	5479	3656	3997	2462	2592
12	3334	2444	2813	3304	4343	3149	4040	3572	3528	5018	2934	2918
13	2763	2434	2790	4199	2606	3662	4841	4611	3801	4568	2870	2939
14	1759	2535	2657	4046	3391	3359	4599	4724	4556	2969	3096	3401
15	2627	2634	2338	2405	3271	4247	2970	4947	4443	2156	3330	3359
16	2369	2979	3029	3270	3721	4044	3888	5320	2654	3255	4242	1934
17	2661	2752	3175	3192	3859	2602	3661	5862	3515	3481	3894	3042
18	2415	1897	2129	3587	4841	3325	4062	5402	3352	3672	2532	3771
19	2602	2526	3008	3495	4785	3281	4494	3374	3659	4706	2978	2802
20	2636	2528	2820	4291	3243	3678	5437	3967	3762	4776	2930	3702
21	1981	2345	3052	4262	3593	3724	4713	3920	4631	2588	3252	3914
22	2859	2485	3334	2603	3423	4679	3107	4281	4304	3504	3137	4714
23	2343	2899	4585	3444	3300	4025	4078	4452	2626	3063	3794	4046
24	2518	2558	3748	3251	3538	2762	3870	5258	3383	3469	3669	3070
25	2247	2014	2397	3733	4076	4136	4236	4819	3158	3745	2026	2916
26	2477	2844	2772	4317	3787	3372	4896	3023	3653	4594	2679	1581
27	2137	2499	3281	5839	2507	3591	5584	4058	3797	4311	2002	3176
28	1645	2742	4067	4904	3330	3937	4585	3932	4205	2694	2542	3722
29	2178		4675	2984	3422	4192	3110	4173	4072	3300	2903	4537
30	2300		3963	4355	4823	3975	4465	4352	2480	3565	3248	4316
31	2507		3496		3734		4158	5355		4610		2639
Ukupno- Total	81301	70088	96975	107064	116248	107904	124480	141389	110960	115196	99069	95949
Prosjek- Average	2623	6372	3128	3569	3750	3597	4015	4561	3699	3716	3302	3095
Godišnji prosjek (PGDS) - Annual average (AADT)												3470

BROJANJE VOZILA NA MREŽI PUTEVA U REPUBLICI SRPSKOJ – 2013. GODINA
VEHICLE COUNTING ON THE ROAD NETWORK OF THE REPUBLIC OF SRPSKA – YEAR 2013

STRUKTURA SAOBRAĆAJNOG TOKA
TRAFFIC FLOW COMPOSITION

Automatski brojač broj - Automatic counter number 000025
 Lokalitet - Location / Stacionaža - Mileage [km+m] Blaževac / 5+516,00
 Broj puta - Road number / Dionica - Section M 1.8 / Pelagićevo - granica / border RS (Blaževac)

Mjesec - Month	Smjer - Direction	Dužina vozila - Vehicle length								Ukupno - Total
		< 5,5 m	(%)	5,5 - 12 m	(%)	12 - 16,5 m	(%)	< 16,5 m	(%)	
Januar - January	I	32896	87.6	2938	7.8	1579	4.2	150	0.4	37563
	II	37795	86.4	3522	8.1	2389	5.5	32	0.1	43738
	ukupno - total	70691	86.9	6460	7.9	3968	4.9	182	0.2	81301
Februar - February	I	30111	87.1	2684	7.8	1638	4.7	134	0.4	34567
	II	29812	83.9	3166	8.9	2505	7.1	38	0.1	35521
	ukupno - total	59923	85.5	5850	8.3	4143	5.9	172	0.2	70088
Mart - March	I	43537	87.9	3781	7.6	2017	4.1	183	0.4	49518
	II	40154	84.6	4336	9.1	2925	6.2	42	0.1	47457
	ukupno - total	83691	86.3	8117	8.4	4942	5.1	225	0.2	96975
April - April	I	45796	86.0	4966	9.3	2265	4.3	233	0.4	53260
	II	45003	83.6	5635	10.5	3142	5.8	24	0.0	53804
	ukupno - total	90799	84.8	10601	9.9	5407	5.1	257	0.2	107064
Maj - May	I	49621	86.7	5237	9.1	2166	3.8	220	0.4	57244
	II	49854	84.5	6032	10.2	3104	5.3	14	0.0	59004
	ukupno - total	99475	85.6	11269	9.7	5270	4.5	234	0.2	116248
Juni - June	I	46699	87.4	4474	8.4	2067	3.9	202	0.4	53442
	II	46344	85.1	5128	9.4	2972	5.5	18	0.0	54462
	ukupno - total	93043	86.2	9602	8.9	5039	4.7	220	0.2	107904
Juli - July	I	55704	87.7	5376	8.5	2235	3.5	222	0.3	63537
	II	52070	85.4	6031	9.9	2826	4.6	16	0.0	60943
	ukupno - total	107774	86.6	11407	9.2	5061	4.1	238	0.2	124480
Avgust - August	I	60859	88.9	5242	7.7	2126	3.1	196	0.3	68423
	II	64276	88.1	5959	8.2	2718	3.7	13	0.0	72966
	ukupno - total	125135	88.5	11201	7.9	4844	3.4	209	0.1	141389
Septembar - September	I	46680	86.5	5041	9.3	2057	3.8	192	0.4	53970
	II	48156	84.5	5861	10.3	2960	5.2	13	0.0	56990
	ukupno - total	94836	85.5	10902	9.8	5017	4.5	205	0.2	110960
Oktobar - October	I	49920	86.6	5416	9.4	2090	3.6	199	0.3	57625
	II	48384	84.0	6153	10.7	3018	5.2	16	0.0	57571
	ukupno - total	98304	85.3	11569	10.0	5108	4.4	215	0.2	115196
Novembar - November	I	41712	86.6	4296	8.9	1969	4.1	186	0.4	48163
	II	43253	85.0	5073	10.0	2557	5.0	23	0.0	50906
	ukupno - total	84965	85.8	9369	9.5	4526	4.6	209	0.2	99069
Decembar - December	I	41129	89.8	3052	6.7	1500	3.3	125	0.3	45806
	II	44388	88.5	3695	7.4	2034	4.1	26	0.1	50143
	ukupno - total	85517	89.1	6747	7.0	3534	3.7	151	0.2	95949
Ukupno (godišnje) - Total (annual)	I	544664	87.4	52503	8.4	23709	3.8	2242	0.4	623118
	II	549489	85.4	60591	9.4	33150	5.2	275	0.0	643505
	ukupno - total	1094153	86.4	113094	8.9	56859	4.5	2517	0.2	1266623
Prosjek (PGDS) - Average (AADT)	I	1492	87.4	144	8.4	65	3.8	6	0.4	1707
	II	1505	85.4	166	9.4	91	5.2	1	0.0	1763
	ukupno - total	2998	86.4	310	8.9	156	4.5	7	0.2	3470

BRONJE VOZILA NA MREZI PUTEVA U REPUBLICI SRPSKOJ – 2013. GODINA
VEHICLE COUNTING ON THE ROAD NETWORK OF THE REPUBLIC OF SRPSKA – YEAR 2013

SAOBRAĆAJNI POKAZATELJI

Automatski brojač broj Lokalityt / Stacionaža [km+m] Broj puta / Dionica

000025
 Blaževac / 5+516,00
 M 1.8 / Pelagićevo - granica / border RS (Blaževac)

Mjesec	Smjer	minimalni čas			maksimalni čas			minimalni dan		maksimalni dan		dnevni prosjek (05-21 h)	noćni prosjek (21-05 h)	prosjek radnim danom	prosjek vikendom	ljetni prosjek
		datum/dan	čas	voz/h	datum/dan	čas	voz/h	datum/dan	voz/dan							
Januar	I	28/ponedjeljak	3	0	3/četvrtak	13	207	1/utorak	568	5/subota	1662	1127	85	725	487	
	II	20/nedjelja	2	0	5/subota	11	318	28/ponedjeljak	817	5/subota	2844	72	771	640		
	I+II	28/ponedjeljak	3	2	5/subota	11	515	28/ponedjeljak	1645	5/subota	4506	2466	156	1496	1126	
Februar	I	7/četvrtak	3	2	16/subota	10	195	4/ponedjeljak	860	2/subota	1571	1141	94	855	379	
	II	7/četvrtak	3	0	17/nedjelja	12	222	18/ponedjeljak	968	17/nedjelja	1516	1206	63	861	408	
	I+II	7/četvrtak	3	2	16/subota	11	331	4/ponedjeljak	1838	9/subota	3061	2347	156	1716	788	
Mart	I	13/srijeda	2	2	23/subota	10	303	18/ponedjeljak	1006	29/petak	2930	1464	134	1019	579	
	II	18/ponedjeljak	1	0	3/nedjelja	12	251	15/petak	1100	31/nedjelja	2027	1447	83	944	587	
	I+II	13/srijeda	2	4	23/subota	10	466	18/ponedjeljak	2129	29/petak	4675	2911	217	1962	1166	
April	I	15/ponedjeljak	2	2	27/subota	10	351	15/ponedjeljak	1130	27/subota	3193	1620	155	1190	585	
	II	9/utorak	0	0	28/nedjelja	12	323	8/ponedjeljak	1273	27/subota	2646	1690	104	1194	599	
	I+II	8/ponedjeljak	3	7	28/nedjelja	10	567	15/ponedjeljak	2405	27/subota	5839	3310	259	2384	1184	
Maj	I	15/srijeda	2	1	18/subota	9	313	1/srijeda	1120	30/četvrtak	2671	1657	189	1018	829	
	II	7/utorak	3	1	5/nedjelja	13	297	1/srijeda	902	4/subota	2811	1787	116	1013	891	
	I+II	7/utorak	3	5	4/subota	9	525	1/srijeda	2022	4/subota	5265	3444	306	2030	1720	
Juni	I	3/ponedjeljak	2	3	15/subota	2	294	10/ponedjeljak	1188	22/subota	2471	1582	199	1105	676	1781
	II	3/ponedjeljak	2	0	2/nedjelja	12	316	10/ponedjeljak	1275	2/nedjelja	2673	1695	120	1093	722	1815
	I+II	3/ponedjeljak	2	3	2/nedjelja	11	458	10/ponedjeljak	2463	22/subota	4679	3278	319	2198	1398	3597
Juli	I	3/srijeda	2	6	20/subota	10	287	1/ponedjeljak	1341	27/subota	3101	1760	290	1413	637	2050
	II	3/srijeda	1	1	14/nedjelja	11	272	1/ponedjeljak	1369	20/subota	2509	1803	163	1352	614	1966
	I+II	3/srijeda	2	11	20/subota	10	495	1/ponedjeljak	2710	27/subota	5584	3563	453	2765	1251	4015
Avgust	I	28/srijeda	2	9	3/subota	10	287	26/ponedjeljak	1369	3/subota	3176	1875	332	1473	734	2207
	II	12/ponedjeljak	2	3	18/nedjelja	12	343	8/četvrtak	1465	18/nedjelja	3267	2154	200	1524	830	2354
	I+II	26/ponedjeljak	1	16	10/subota	12	510	26/ponedjeljak	3023	17/subota	5862	4029	532	2997	1564	4561
Septembar	I	9/ponedjeljak	2	4	29/nedjelja	9	290	30/ponedjeljak	1166	21/subota	2405	1610	189	1159	640	1799
	II	11/srijeda	2	1	1/nedjelja	12	335	30/ponedjeljak	1314	1/nedjelja	2836	1787	112	1190	710	1900
	I+II	2/ponedjeljak	3	8	1/nedjelja	11	523	30/ponedjeljak	2480	1/nedjelja	4982	3397	301	2349	1350	3699
Oktobar	I	23/srijeda	1	2	13/nedjelja	9	305	15/utorak	1066	12/subota	2776	1685	174	1274	585	
	II	14/ponedjeljak	1	1	20/nedjelja	13	360	15/utorak	1090	20/nedjelja	2729	1756	101	1246	611	
	I+II	8/utorak	23	6	20/nedjelja	10	539	15/utorak	2156	12/subota	5018	3441	275	2520	1196	
Novembar	I	13/srijeda	3	1	2/subota	9	345	27/srijeda	992	1/petak	2585	1485	120	971	635	
	II	19/utorak	2	0	3/nedjelja	12	402	25/ponedjeljak	922	3/nedjelja	3463	1610	87	972	724	
	I+II	19/utorak	2	2	2/subota	12	577	27/srijeda	2002	2/subota	5375	3095	208	1943	1359	
Decembar	I	31/utorak	4	1	22/nedjelja	10	324	26/četvrtak	650	22/nedjelja	2374	1362	115	974	504	
	II	3/utorak	0	0	30/ponedjeljak	12	342	26/četvrtak	931	30/ponedjeljak	2797	1523	95	1055	563	
	I+II	4/srijeda	2	3	22/nedjelja	10	534	26/četvrtak	1581	22/nedjelja	4714	2885	210	2028	1067	
Godina	I	28.1/ponedjeljak	3	0	27.4/subota	10	351	1.1/utorak	568	27.4/subota	3193	1534	174	1606	1927	1962
	II	20.1/nedjelja	2	0	3.11/nedjelja	12	402	28.1/ponedjeljak	817	3.11/nedjelja	3463	1653	110	1610	2095	2011
	I+II	28.1/ponedjeljak	3	2	2.11/subota	12	577	26.12/četvrtak	1581	17.8/subota	5862	3186	284	3216	4022	3973

BROJANJE VOZILA NA MREŽI PUTEVA U REPUBLICI SRPSKOJ – 2013. GODINA
VEHICLE COUNTING ON THE ROAD NETWORK OF THE REPUBLIC OF SRPSKA – YEAR 2013

TRAFFIC PARAMETERS

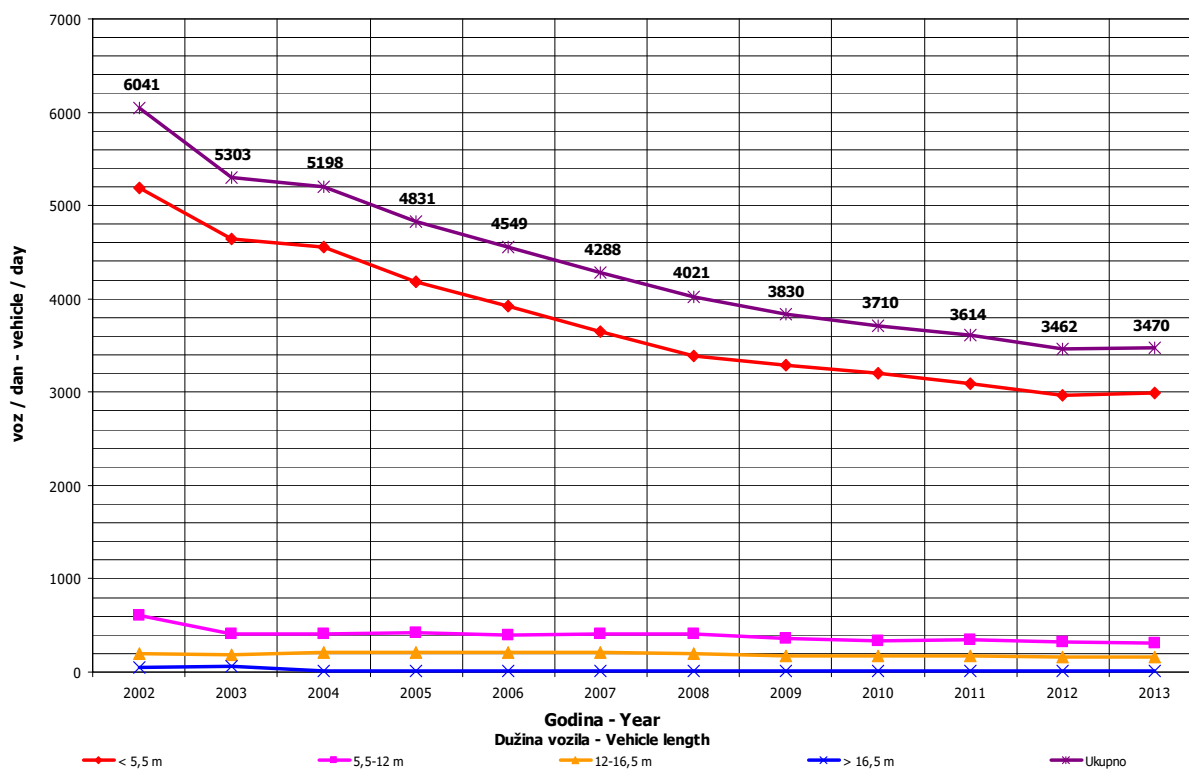
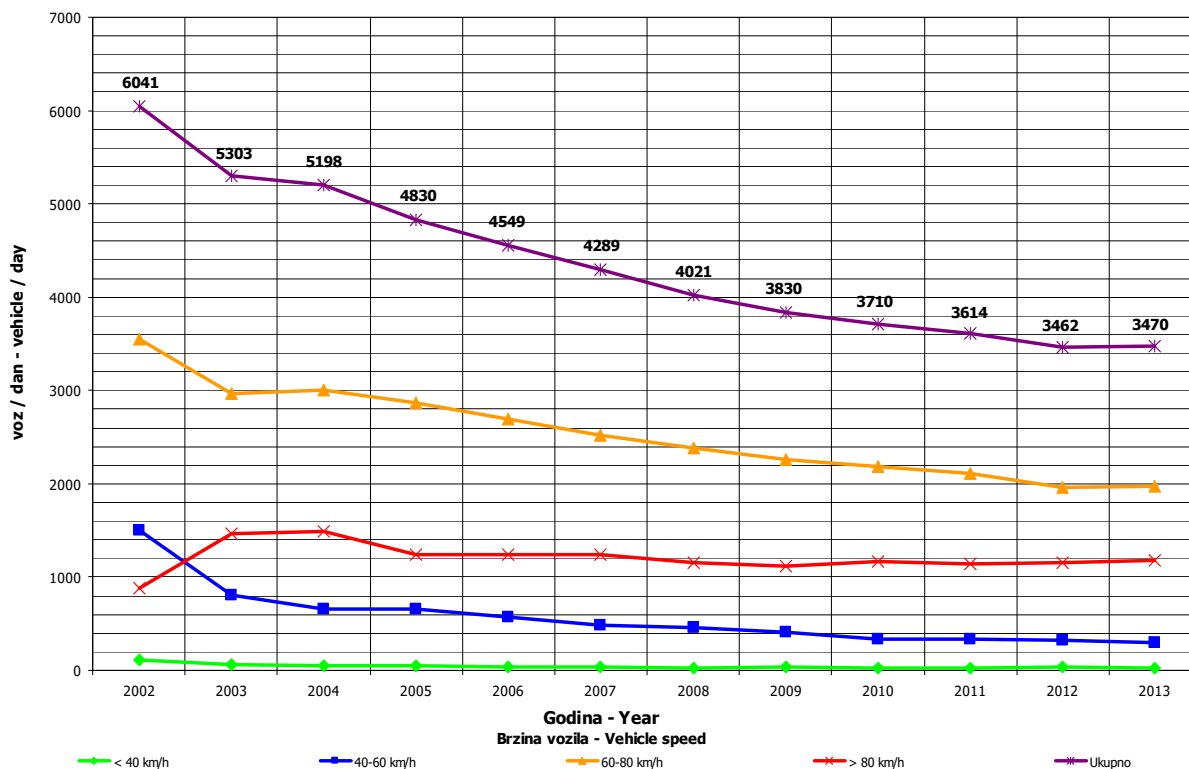
Automatic counter number 000025
 Location / Mileage [km+m] Blaževac / 5+516,00
 Road number / Section M 1.8 / Pelagićevo - granica / border RS (Blaževac)

Month	Direction	minimum hour		maximum hour		veh/h	minimum day		maximum day		day time average (5-21 h)	night average (21-05 h)	working day average	weekend average	summer average
		date/day	hour	veh/h	date/day		veh/day	date/day	veh/day						
January	I	28/Monday	3	0	3/Thursday	13	207	1/Thursday	1662	5/Saturday	1127	85	725	487	
	II	20/Monday	2	0	5/Saturday	11	318	28/Monday	2844	5/Saturday	1339	72	771	640	
	I+II	28/Monday	3	2	5/Saturday	11	515	28/Monday	1645	5/Saturday	2466	156	1496	1126	
February	I	7/Thursday	3	2	16/Saturday	10	195	4/Monday	860	2/Saturday	1141	94	855	379	
	II	7/Thursday	3	0	17/Sunday	12	222	18/Monday	968	1/Saturday	1206	63	861	408	
	I+II	7/Thursday	3	2	16/Saturday	11	331	18/Monday	1838	9/Saturday	2347	156	1716	788	
March	I	13/Wednesday	2	2	23/Saturday	10	303	18/Monday	1006	29/Friday	1464	134	1019	579	
	II	18/Monday	1	0	3/Sunday	12	251	15/Friday	1100	31/Sunday	1447	83	944	587	
	I+II	13/Wednesday	2	4	23/Saturday	10	466	18/Monday	2129	29/Friday	2911	217	1962	1166	
April	I	15/Monday	2	0	27/Saturday	10	351	15/Monday	1130	27/Saturday	1620	155	1190	585	
	II	9/Tuesday	0	0	28/Sunday	12	323	8/Monday	1273	27/Saturday	1690	104	1194	599	
	I+II	8/Monday	3	7	28/Sunday	10	567	15/Monday	2405	27/Saturday	3310	259	2384	1184	
May	I	15/Wednesday	2	1	18/Saturday	9	313	1/Wednesday	1120	30/Thursday	1657	189	1018	829	
	II	7/Tuesday	3	1	5/Sunday	13	297	1/Wednesday	902	4/Saturday	1787	116	1013	891	
	I+II	7/Tuesday	3	5	4/Saturday	9	525	1/Wednesday	2022	4/Saturday	3444	306	2030	1720	
June	I	3/Monday	2	3	15/Saturday	9	294	10/Monday	1188	22/Saturday	1582	199	1105	676	1781
	II	3/Monday	2	0	2/Sunday	12	316	10/Monday	1275	2/Sunday	1695	120	1093	722	1815
	I+II	3/Monday	2	3	2/Sunday	11	458	10/Monday	2463	22/Saturday	3278	319	2198	1398	3597
July	I	3/Wednesday	2	6	20/Saturday	10	287	1/Monday	1341	27/Saturday	1760	290	1413	637	2050
	II	3/Wednesday	1	1	14/Sunday	11	272	1/Monday	1369	20/Saturday	1803	163	1352	614	1966
	I+II	3/Wednesday	2	11	20/Saturday	10	495	1/Monday	2710	27/Saturday	3563	453	2765	1251	4015
August	I	28/Wednesday	2	9	3/Saturday	10	287	26/Monday	1369	3/Saturday	1875	332	1473	734	2207
	II	12/Monday	2	3	18/Sunday	12	343	8/Thursday	1465	18/Sunday	2154	200	1524	830	2354
	I+II	26/Monday	1	16	10/Saturday	12	510	26/Monday	3023	17/Saturday	5862	4029	532	2997	1564
September	I	9/Monday	2	4	29/Sunday	9	290	30/Monday	1166	21/Saturday	1610	189	1159	640	1799
	II	11/Wednesday	2	1	1/Sunday	12	335	30/Monday	1314	1/Sunday	1787	112	1190	710	1900
	I+II	2/Monday	3	8	1/Sunday	11	523	30/Monday	2480	1/Sunday	3397	301	2349	1350	3699
October	I	23/Wednesday	1	2	13/Sunday	9	305	15/Tuesday	1066	12/Saturday	1685	174	1274	585	
	II	14/Monday	1	1	20/Sunday	13	360	15/Tuesday	1090	20/Sunday	1756	101	1246	611	
	I+II	8/Tuesday	23	6	20/Sunday	10	539	15/Tuesday	2156	12/Saturday	3441	275	2520	1196	
November	I	13/Wednesday	3	1	2/Saturday	9	345	27/Wednesday	992	1/Friday	1485	120	971	635	
	II	19/Tuesday	2	0	3/Sunday	12	402	25/Monday	922	3/Sunday	1610	87	972	724	
	I+II	19/Tuesday	2	2	2/Saturday	12	577	27/Wednesday	2002	2/Saturday	3095	208	1943	1359	
December	I	31/Tuesday	4	1	22/Sunday	10	324	26/Thursday	650	22/Sunday	1362	115	974	504	
	II	3/Tuesday	0	0	30/Monday	12	342	26/Thursday	931	30/Monday	1523	95	1055	563	
	I+II	4/Wednesday	2	3	22/Sunday	10	534	26/Thursday	1581	22/Sunday	2885	210	2028	1067	
Year	I	28.1/Monday	3	0	27.4/Saturday	10	351	1.1/Tuesday	568	27.4/Saturday	1534	174	1606	1927	1962
	II	20.1/Sunday	2	0	3.11/Sunday	12	402	28.1/Monday	817	3.11/Sunday	1653	110	1610	2095	2011
	I+II	28.1/Monday	3	2	2.11/Saturday	12	577	26.12/Thursday	1581	17.8/Saturday	3186	284	3216	4022	3973

GODIŠNJA NERAVNOMJERNOST SAOBRAĆAJNOG TOKA TRAFFIC FLOW ANNUAL VARIATION

Automatski brojač broj - Automatic counter number
 Lokalizet - Location / Stacionaža - Mileage [km+m]
 Broj puta - Road number / Dionica - Section

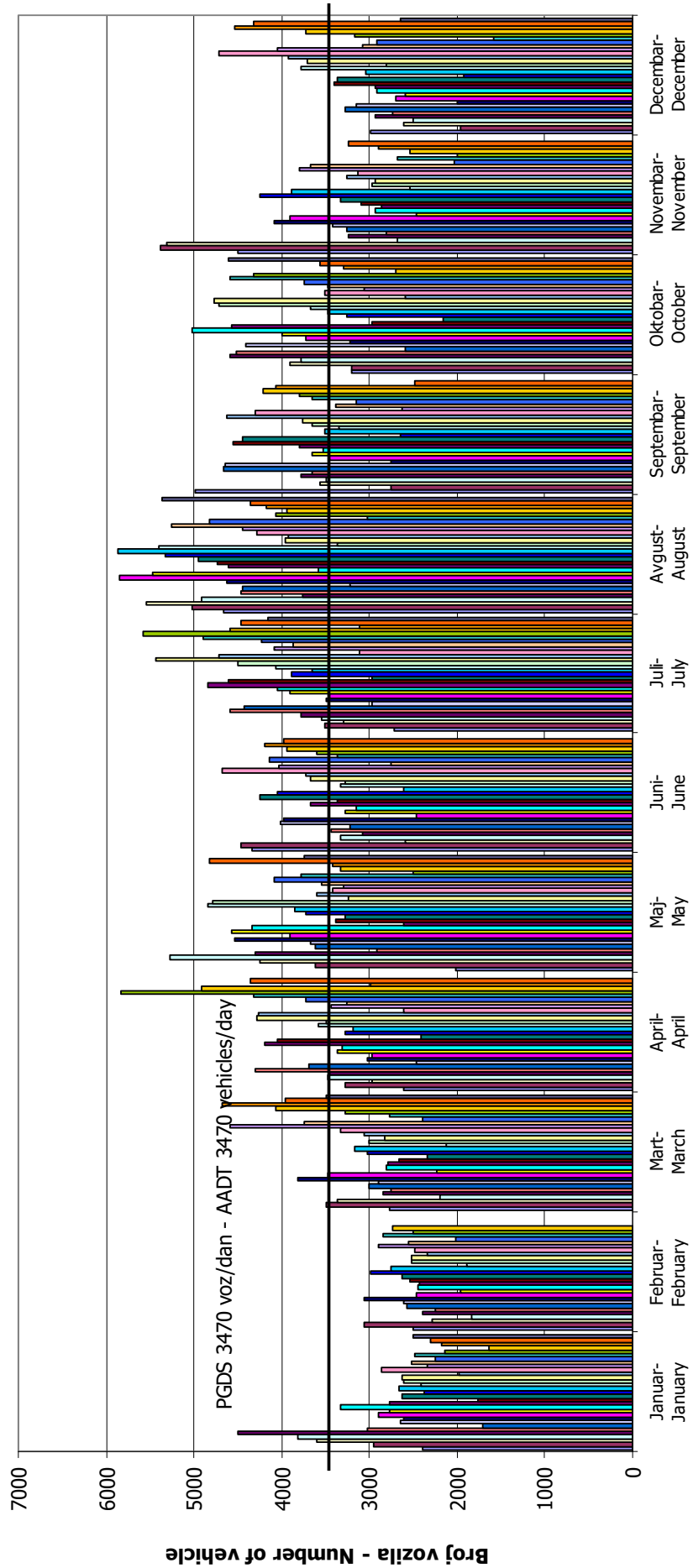
000025
 Blaževac / 5+516,00
 M 1.8 / Pelagićevo - granica / border RS (Blaževac)



**DNEVNA NERAVNOMJERNOST SAOBRAĆAJNOG TOKA
 TRAFFIC FLOW DAILY VARIATION**

Automatski brojač broj - Automatic counter number
 Lokalizet - Location / Stacionaža - Mileage [km+tm]
 Broj puta - Road number/ Dionica - Section

000025
 Blaževac / 5+516,00
 M 1.8 / Pelagićevo - granica / border RS (Blaževac)

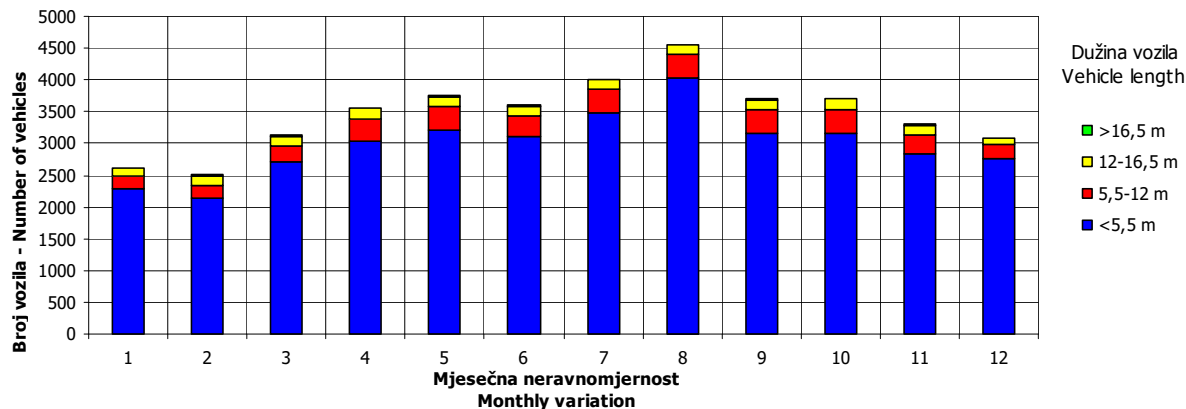
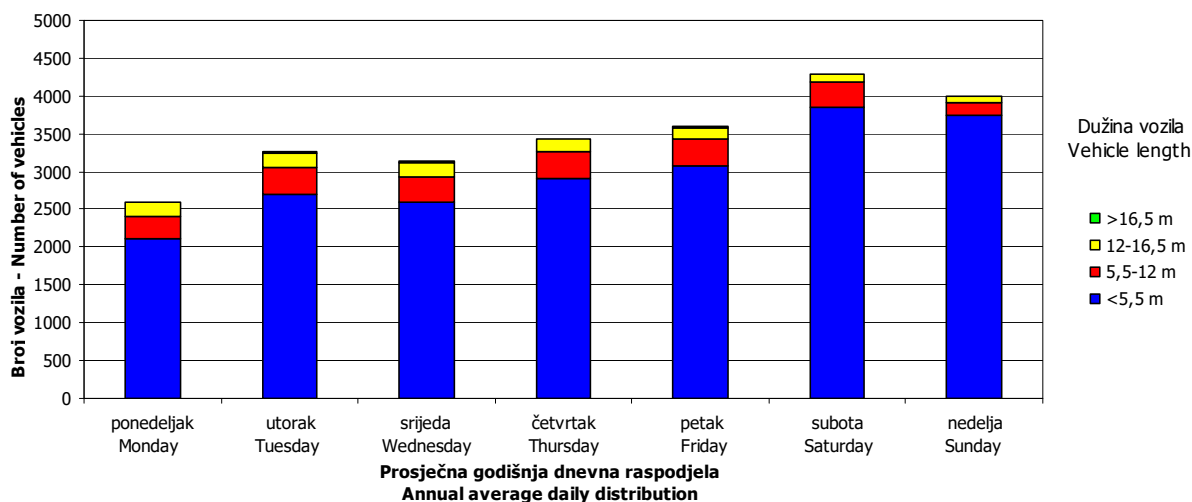
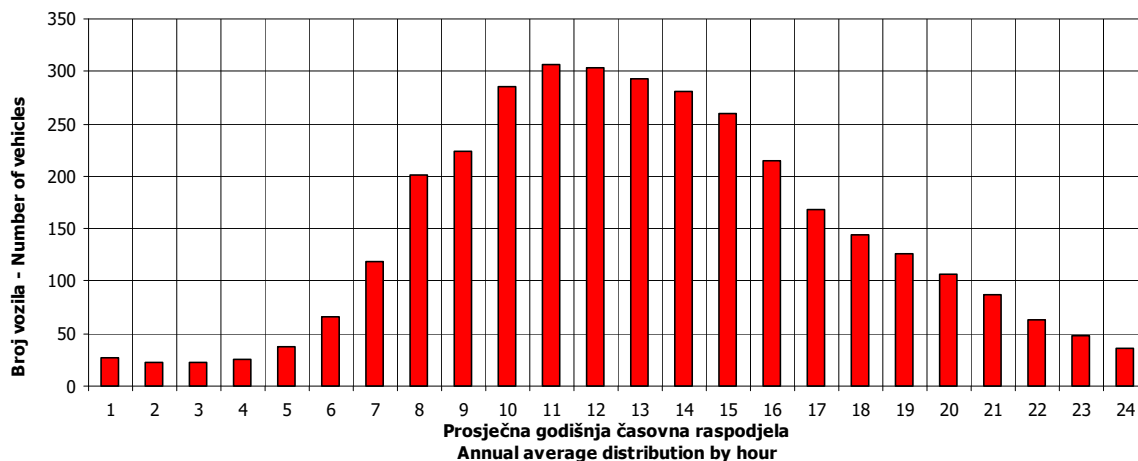


VREMENSKA RASPODJELA SAOBRAĆAJNOG TOKA TRAFFIC FLOW TIME DISTRIBUTION

Automatski brojač broj - Automatic counter number
 Lokalizet - Location / Stacionaža - Mileage [km+m]
 Broj puta - Road number / Dionica - Section

000025
 Blaževac / 5+516,00
 M 1.8 / Pelagićevo - granica / border RS (Blaževac)

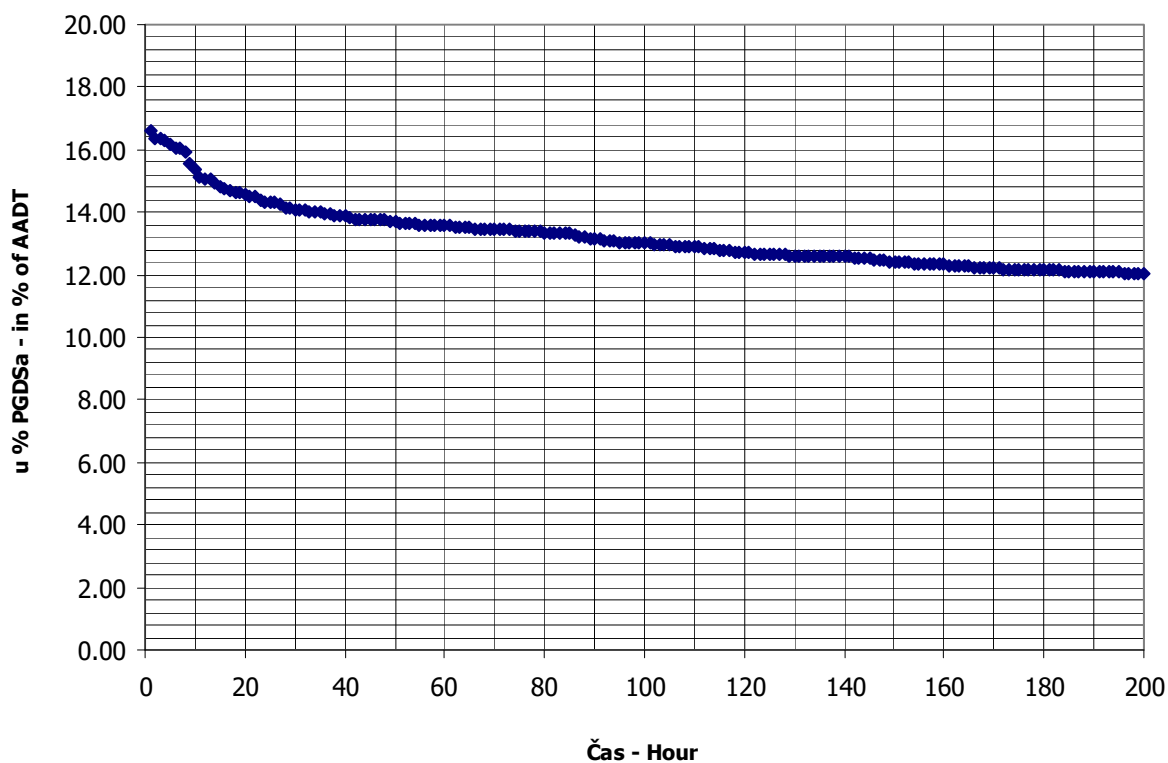
PGDS 3470 voz/dan AADT 3470 veh/day



SATNA DISTRIBUCIJA SAOBRAĆAJNOG TOKA TRAFFIC FLOW HOURLY DISTRIBUTION

Automatski brojač broj - Automatic counter number 000025
 Lokalizet - Location / Stacionaža - Mileage [km+m] Blaževac / 5+516,00
 Broj puta - Road number / Dionica - Section M 1.8 / Pelagićevo - granica / border RS (Blaževac)

PGDS - AADT	3470 voz/dan - veh/day							
Čas - Hour	Maksimalni vršni sat - Maximum peak hour	10	20	30	40	50	100	200
Sat u danu - Hour of day	12	9	10	9	11	10	11	9
Sat u godini - Hour in year	7332	2961	5482	7353	5507	3130	5171	5505
Dan - Day of week	subota - Saturday	subota - Saturday	subota - Saturday	nedelja - Sunday	nedelja - Sunday	subota - Saturday	nedelja - Sunday	nedelja - Sunday
Datum - Date	2	4	17	3	18	11	4	18
Mjesec - Month	novembar - November	maj - May	avgust - August	novembar - November	avgust - August	maj - May	avgust - August	avgust - August
Vrijednost - Value	577	525	504	489	479	473	451	417
% - percent	16.63	15.13	14.52	14.09	13.80	13.63	13.00	12.02



BROJANJE VOZILA NA MREŽI PUTEVA U REPUBLICI SRPSKOJ – 2013. GODINA
VEHICLE COUNTING ON THE ROAD NETWORK OF THE REPUBLIC OF SRPSKA – YEAR 2013

MJESEČNI BROJ VOZILA
MONTHLY NUMBER OF VEHICLES

Automatski brojač broj - Automatic counter number
 Lokalitet - Location / Stacionaža - Mileage [km+m]
 Broj puta - Road number / Dionica - Section

000026
 Marković Polje / 1+169,00
 M 14.1 / Lončari - granica / border RS (Brčko 1)

	Mjesec - Month											
	Januar- January	Februar- February	Mart- March	April- April	Maj- May	Jun- June	Juli- July	August- August	Septembar- September	Oktober- October	Novembar- November	Decembar- December
1	5767	6434	6329	6362	6810	7725	6871	8851	7759	6940	9268	5304
2	6382	6822	7110	6618	7364	6129	6918	10119	7196	6813	9421	6159
3	7449	4808	5278	6470	8107	6609	6792	10801	7135	7252	7513	5994
4	7776	5889	6010	6733	8727	6611	7007	8975	7328	7780	6745	6095
5	6251	5822	5987	6841	7154	6454	7956	8673	7485	8278	6721	6558
6	4749	5444	6014	7346	7452	6673	8500	8234	7738	6501	6712	7446
7	6361	5873	7096	5232	7418	7328	6565	8428	8340	7067	6982	7252
8	6698	6571	6721	6395	6799	7600	6942	7884	7089	6769	7867	5742
9	6382	6171	7299	6160	7033	5915	7016	9377	7273	6696	8475	5827
10	6175	4279	5437	5968	7397	6547	7237	10317	6832	6902	6054	5908
11	6556	5020	5952	6325	7844	6567	7523	8943	7548	7070	6481	5892
12	7246	4262	5893	6690	6455	6835	8609	8726	7093	7862	6138	6130
13	5214	4439	6049	7571	6733	7621	9112	8617	7781	6758	6402	6369
14	5691	4684	5670	5884	6421	7617	7277	9077	8587	6994	7025	6909
15	5964	5010	5637	6314	6752	7947	7277	9179	6902	6913	7243	5172
16	6074	5708	6294	6188	8697	6254	7277	9648	7227	6849	8034	6289
17	6550	4223	4829	6691	7851	6610	7116	10172	7171	6987	5703	6043
18	6709	4900	5790	6804	7774	6673	7531	8209	6944	7558	6493	6317
19	7075	5017	5998	7309	7148	6752	8623	7965	7237	7937	6447	6546
20	5899	4920	6135	7919	6788	6980	9442	7485	8534	5948	6838	6754
21	5800	6185	5994	6080	6545	7671	7519	7616	8420	6021	7030	8459
22	5833	6454	6885	6837	6361	8177	7410	7676	6906	6177	7295	5448
23	5755	6950	7625	6452	7154	6485	7287	8017	6947	6792	7469	6295
24	5573	5083	5206	6568	7705	7380	7477	8998	6903	6942	5803	7261
25	6206	5793	6049	7187	8625	7439	8017	7164	6981	7635	6090	7151
26	6210	6002	5852	8544	6722	6998	9176	7175	7571	8677	5828	7661
27	4548	5656	6591	9479	7866	7137	9952	7155	7755	6793	5942	7582
28	5663	5989	7213	6578	7252	7708	7985	7872	8371	6914	6358	7543
29	4434		8395	7724	6793	8059	7652	7707	6664	6783	6685	4760
30	4468		7519	6012	6806	6067	8189	8369	6920	7370	6662	4878
31	5915		6221		7748		8112	9265		8715		4217
Ukupno- Total	187373	154408	195078	203281	226301	210568	240367	266694	222637	220693	207724	195961
Prosjek- Average	6044	14037	6293	6776	7300	7019	7754	8603	7421	7119	6924	6321
Godišnji prosjek (PGDS) - Annual average (AADT)												6934

BROJANJE VOZILA NA MREŽI PUTEVA U REPUBLICI SRPSKOJ – 2013. GODINA
VEHICLE COUNTING ON THE ROAD NETWORK OF THE REPUBLIC OF SRPSKA – YEAR 2013

STRUKTURA SAOBRAĆAJNOG TOKA
TRAFFIC FLOW COMPOSITION

Automatski brojač broj - Automatic counter number
 Lokalizet - Location / Stacionaža - Mileage [km+m]
 Broj puta - Road number / Dionica - Section

000026
 Marković Polje / 1+169,00
 M 14.1 / Lončari - granica / border RS (Brčko 1)

Mjesec - Month	Smjer - Direction	Dužina vozila - Vehicle length								Ukupno - Total
		< 5,5 m	(%)	5,5 - 12 m	(%)	12 - 16,5 m	(%)	< 16,5 m	(%)	
Januar - January	I	82789	90.4	6286	6.9	2369	2.6	123	0.1	91567
	II	86048	89.8	6502	6.8	3207	3.3	49	0.1	95806
	ukupno - total	168837	90.1	12788	6.8	5576	3.0	172	0.1	187373
Februar - February	I	68744	88.8	6036	7.8	2571	3.3	85	0.1	77436
	II	67814	88.1	5899	7.7	3202	4.2	57	0.1	76972
	ukupno - total	136558	88.4	11935	7.7	5773	3.7	142	0.1	154408
Mart - March	I	86969	88.7	7554	7.7	3425	3.5	81	0.1	98029
	II	85393	88.0	7270	7.5	4325	4.5	61	0.1	97049
	ukupno - total	172362	88.4	14824	7.6	7750	4.0	142	0.1	195078
April - April	I	89968	88.5	7998	7.9	3549	3.5	93	0.1	101608
	II	89419	87.9	7779	7.7	4430	4.4	45	0.0	101673
	ukupno - total	179387	88.2	15777	7.8	7979	3.9	138	0.1	203281
Maj - May	I	100911	89.4	8399	7.4	3374	3.0	155	0.1	112839
	II	100534	88.6	8218	7.2	4628	4.1	82	0.1	113462
	ukupno - total	201445	89.0	16617	7.3	8002	3.5	237	0.1	226301
Juni - June	I	93520	89.2	7610	7.3	3638	3.5	86	0.1	104854
	II	93640	88.6	7647	7.2	4390	4.2	37	0.0	105714
	ukupno - total	187160	88.9	15257	7.2	8028	3.8	123	0.1	210568
Juli - July	I	109164	89.7	8155	6.7	4253	3.5	88	0.1	121660
	II	105702	89.0	8294	7.0	4659	3.9	52	0.0	118707
	ukupno - total	214866	89.4	16449	6.8	8912	3.7	140	0.1	240367
Avgust - August	I	118842	90.1	8734	6.6	4316	3.3	73	0.1	131965
	II	120761	89.6	9071	6.7	4852	3.6	45	0.0	134729
	ukupno - total	239603	89.8	17805	6.7	9168	3.4	118	0.0	266694
Septembar - September	I	97304	88.2	8930	8.1	4015	3.6	116	0.1	110365
	II	98313	87.6	9019	8.0	4883	4.3	57	0.1	112272
	ukupno - total	195617	87.9	17949	8.1	8898	4.0	173	0.1	222637
Oktobar - October	I	97477	87.8	9237	8.3	4146	3.7	125	0.1	110985
	II	95181	86.8	9112	8.3	5360	4.9	55	0.1	109708
	ukupno - total	192658	87.3	18349	8.3	9506	4.3	180	0.1	220693
Novembar - November	I	91033	88.7	7978	7.8	3551	3.5	91	0.1	102653
	II	92606	88.1	7956	7.6	4456	4.2	53	0.1	105071
	ukupno - total	183639	88.4	15934	7.7	8007	3.9	144	0.1	207724
Decembar - December	I	87746	89.0	7469	7.6	3221	3.3	160	0.2	98596
	II	85910	88.2	7390	7.6	3999	4.1	66	0.1	97365
	ukupno - total	173656	88.6	14859	7.6	7220	3.7	226	0.1	195961
Ukupno (godišnje) - Total (annual)	I	1124467	89.1	94386	7.5	42428	3.4	1276	0.1	1262557
	II	1121321	88.4	94157	7.4	52391	4.1	659	0.1	1268528
	ukupno - total	2245788	88.7	188543	7.4	94819	3.7	1935	0.1	2531085
Prosjek (PGDS) - Average (AADT)	I	3081	89.1	259	7.5	116	3.4	3	0.1	3459
	II	3072	88.4	258	7.4	144	4.1	2	0.1	3475
	ukupno - total	6153	88.7	517	7.4	260	3.7	5	0.1	6934

BRONANJE VOZILA NA MREŽI PUTEVA U REPUBLICI SRPSKOJ – 2013. GODINA
VEHICLE COUNTING ON THE ROAD NETWORK OF THE REPUBLIC OF SRPSKA – YEAR 2013

SAOBRAĆAJNI POKAZATELJI

000026
 Marković Polje / 1+169,00
 M 14.1 / Lončari - granica / border RS (Brčko 1)

Automatski brojač broj
 Lokalizet / Stacionaža [km+m]
 Broj puta / Dionica

Mjesec	Snjier	minimalni čas		maksimalni čas		minimalni dan		maksimalni dan		dnevni prosjek (05-21 h)	noćni prosjek (21-05 h)	prosjek radnim danom	prosjek vikendom	ljetni prosjek
		čas	voz/h	datum/dan	čas	voz/h	datum/dan	voz/dan						
Januar	I	3	5	12/subota	11	383	1976	12/subota	3718	2666	288	1751	1203	
	II	3	6	4/petak	12	366	2179	6/nedjelja	4070	2786	305	1785	1306	
	I+II	3	16	19/subota	11	677	4434	29/utorak	7776	5452	593	3535	2509	
Februar	I	3	3	2/subota	11	365	2002	10/nedjelja	3489	2494	271	1987	778	
	II	4	3	23/subota	8	294	2092	12/utorak	3461	2489	260	1954	795	
	I+II	4	10	2/subota	11	599	4223	17/nedjelja	6950	4984	531	3942	1573	
Mart	I	4	6	23/subota	10	418	2299	17/nedjelja	4696	2867	295	2158	1004	
	II	4	7	30/subota	9	365	2530	17/nedjelja	3815	2852	279	2108	1023	
	I+II	3	17	23/subota	10	651	4829	17/nedjelja	8395	5720	573	4266	2026	
April	I	2	7	27/subota	11	404	2524	7/nedjelja	4925	3013	373	2448	939	
	II	2	9	27/subota	8	344	2708	7/nedjelja	4554	3036	353	2459	930	
	I+II	2	22	27/subota	10	700	5232	7/nedjelja	9479	6049	727	4906	1870	
Maj	I	3	6	25/subota	11	394	3153	19/nedjelja	4760	3177	463	2088	1552	
	II	4	11	27/ponedeljak	13	367	3198	22/srijeda	4550	3242	418	2076	1584	
	I+II	3	23	4/subota	10	683	6361	22/srijeda	8727	6419	881	4164	3136	
Juni	I	3	7	8/subota	10	387	2829	9/nedjelja	4180	3072	424	2332	1163	3495
	II	3	9	24/ponedeljak	12	405	3080	2/nedjelja	4001	3121	403	2342	1182	3524
	I+II	3	21	15/subota	9	647	5915	9/nedjelja	8177	6193	826	4674	2345	7019
Juli	I	3	14	20/subota	10	418	3194	7/nedjelja	5146	3391	534	2831	1094	3925
	II	3	10	27/subota	9	352	3371	7/nedjelja	4806	3359	470	2783	1047	3829
	I+II	3	32	27/subota	9	770	6565	7/nedjelja	9952	6750	1004	5613	2140	7754
Avgust	I	4	9	3/subota	10	443	3398	25/nedjelja	5695	3679	578	2951	1306	4257
	II	2	11	16/petak	18	385	3656	27/utorak	5346	3806	540	2980	1366	4346
	I+II	3	28	3/subota	9	770	7155	27/utorak	10801	7485	1118	5931	2672	8603
Septembar	I	3	7	21/subota	11	403	3226	29/nedjelja	4346	3288	391	2548	1131	3679
	II	3	10	14/subota	9	344	3438	29/nedjelja	4250	3363	380	2572	1170	3742
	I+II	3	23	14/subota	9	726	6664	29/nedjelja	8587	6650	771	5120	2301	7421
Oktobar	I	2	7	26/subota	9	420	2922	20/nedjelja	4723	3203	377	2637	943	
	II	3	6	26/subota	7	350	3021	21/ponedeljak	4187	3188	351	2587	952	
	I+II	3	15	26/subota	9	707	5948	20/nedjelja	8715	6391	728	5224	1895	
Novembar	I	2	2	2/subota	10	436	2759	24/nedjelja	4928	3106	316	2259	1163	
	II	2	8	3/nedjelja	11	393	2915	17/nedjelja	4842	3180	323	2260	1243	
	I+II	4	19	2/subota	10	781	5703	17/nedjelja	9421	6286	638	4519	2405	
Decembar	I	2	6	21/subota	11	436	1848	31/utorak	4952	2841	340	2245	936	
	II	3	9	7/subota	8	310	2369	31/utorak	3782	2830	311	2251	890	
	I+II	3	21	1/subota	11	704	4217	26/četvrtak	8459	5670	651	4496	1825	
Godina	I	23	2	3,8/subota	10	443	1848	31,12/utorak	5695	3071	389	3439	3503	3843
	II	4	3	24,6/ponedeljak	12	405	2092	12,2/utorak	5346	3109	367	3429	3576	3864
	I+II	4	10	2,11/subota	10	781	4217	31,12/utorak	10801	6179	755	6868	7079	7707

BRONJE VOZILA NA MREZI PUTEVA U REPUBLICI SRPSKOJ – 2013. GODINA
VEHICLE COUNTING ON THE ROAD NETWORK OF THE REPUBLIC OF SRPSKA – YEAR 2013

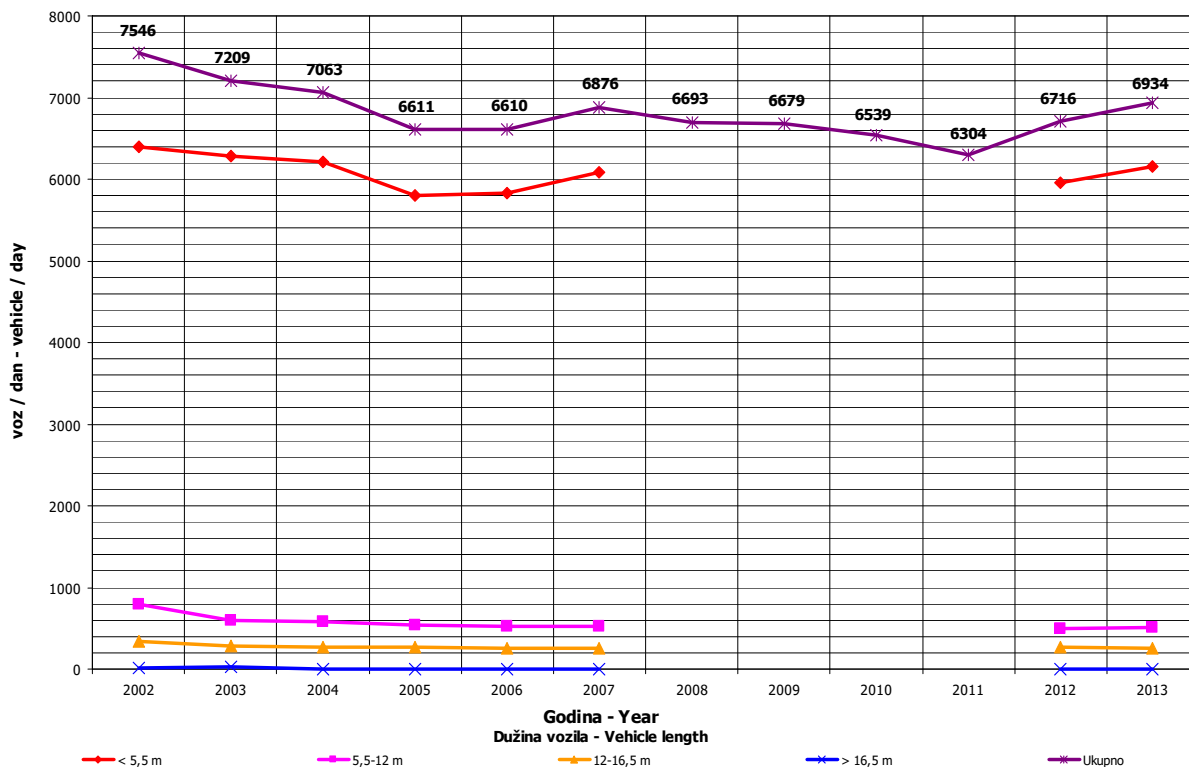
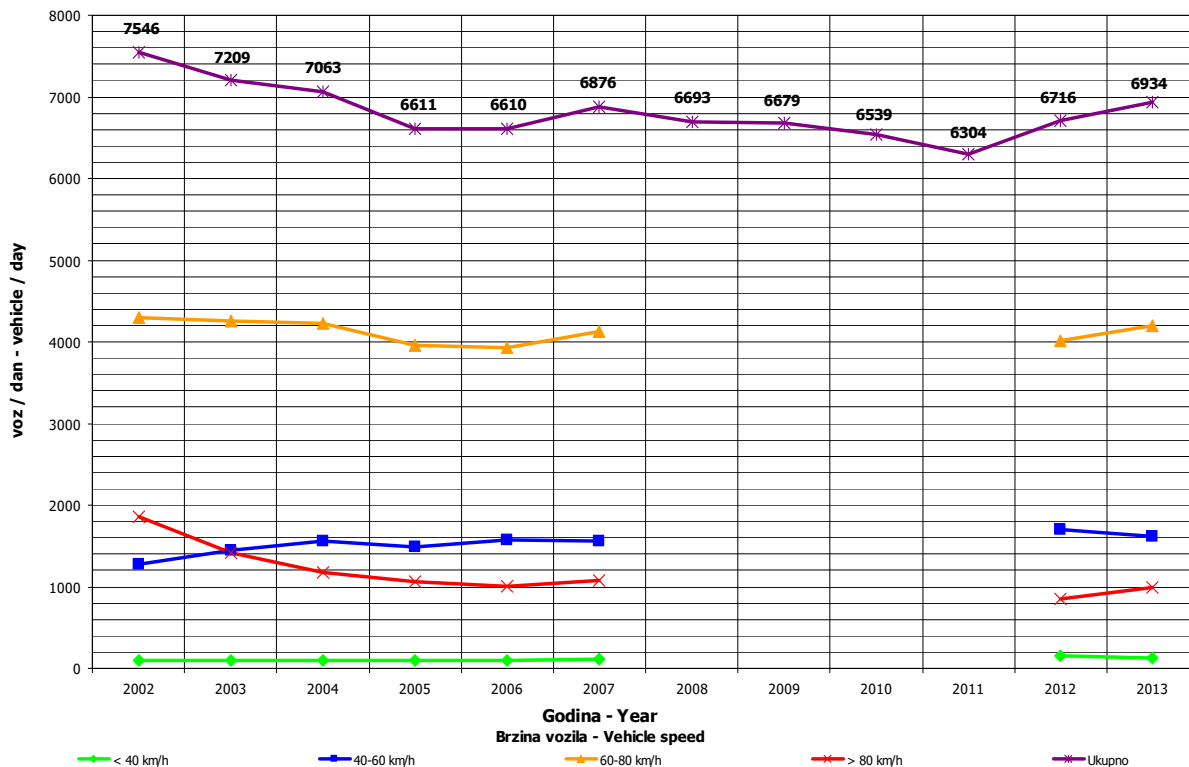
TRAFFIC PARAMETERS

Automatic counter number 000026
 Location / Mileage [km+m] Marković Polje / 1+169,00
 Road number / Section M 14.1 / Lončari - granica / border RS (Brčko 1)

Month	Direction	minimum hour		maximum hour		minimum day		maximum day		day time average (5-21 h)	night average (21-05 h)	working day average	weekend average	summer average
		date/day	hour	veh/h	date/day	hour	veh/h	date/day	veh/day					
January	I	16/Wednesday	3	5	12/Saturday	11	383	6/Sunday	1976	2666	288	1751	1203	
	II	14/Monday	3	6	4/Friday	12	366	29/Tuesday	2179	2786	305	1785	1306	
	I+II	14/Monday	3	16	19/Saturday	11	677	29/Tuesday	4434	5452	593	3535	2509	
February	I	6/Wednesday	3	3	2/Saturday	11	365	10/Sunday	2002	2494	271	1987	778	
	II	13/Wednesday	4	3	23/Saturday	8	294	12/Tuesday	2092	2489	260	1954	795	
	I+II	13/Wednesday	4	10	2/Saturday	11	599	17/Sunday	4223	4984	531	3942	1573	
March	I	5/Tuesday	4	6	23/Saturday	10	418	17/Sunday	2299	2867	295	2158	1004	
	II	3/Sunday	4	7	30/Saturday	9	365	17/Sunday	2530	2852	279	2108	1023	
	I+II	21/Thursday	3	17	23/Saturday	10	651	17/Sunday	4829	5720	573	4266	2026	
April	I	10/Wednesday	2	9	27/Saturday	11	404	7/Sunday	2524	3013	373	2448	939	
	II	8/Monday	2	9	27/Saturday	8	344	7/Sunday	2708	3036	353	2459	930	
	I+II	8/Monday	2	22	27/Saturday	10	700	7/Sunday	5232	6049	727	4906	1870	
May	I	9/Thursday	3	6	25/Saturday	11	394	19/Sunday	3153	3177	463	2088	1552	
	II	21/Tuesday	3	11	27/Monday	13	367	22/Wednesday	3198	3242	418	2076	1584	
	I+II	1/Wednesday	4	23	4/Saturday	10	683	22/Wednesday	6361	6419	881	4164	3136	
June	I	27/Thursday	3	7	8/Saturday	10	387	9/Sunday	2829	3072	424	2332	1163	3495
	II	4/Tuesday	3	9	24/Monday	12	405	2/Sunday	3080	3121	403	2342	1182	3524
	I+II	4/Tuesday	3	21	15/Saturday	9	647	9/Sunday	5915	6193	826	4674	2345	7019
July	I	11/Thursday	3	14	20/Saturday	10	418	7/Sunday	3194	3391	534	2831	1094	3925
	II	10/Wednesday	3	10	27/Saturday	9	352	7/Sunday	3371	3359	470	2783	1047	3829
	I+II	10/Wednesday	3	32	27/Saturday	9	770	7/Sunday	6565	6750	1004	5613	2140	7754
August	I	27/Tuesday	4	9	3/Saturday	10	443	25/Sunday	3398	3679	578	2951	1306	4257
	II	26/Monday	2	11	16/Friday	18	385	27/Tuesday	3656	3806	540	2980	1366	4346
	I+II	28/Wednesday	3	28	3/Saturday	9	770	27/Tuesday	7155	7485	1118	5931	2672	8603
September	I	25/Wednesday	3	7	21/Saturday	11	403	29/Sunday	3226	3288	391	2548	1131	3679
	II	11/Wednesday	3	10	14/Saturday	9	344	29/Sunday	3438	3363	380	2572	1170	3742
	I+II	12/Thursday	3	23	14/Saturday	9	726	29/Sunday	6664	6650	771	5120	2301	7421
October	I	8/Tuesday	2	7	26/Saturday	9	420	20/Sunday	2922	3203	377	2637	943	
	II	9/Wednesday	3	6	26/Saturday	7	350	21/Monday	3021	3188	351	2587	952	
	I+II	9/Wednesday	3	15	26/Saturday	9	707	20/Sunday	5948	6391	728	5224	1895	
November	I	25/Monday	23	2	2/Saturday	10	436	24/Sunday	2759	3106	316	2259	1163	
	II	19/Tuesday	2	8	3/Sunday	11	393	17/Sunday	2915	3180	323	2260	1243	
	I+II	10/Sunday	4	19	2/Saturday	10	781	17/Sunday	5703	6286	638	4519	2405	
December	I	17/Tuesday	23	6	21/Saturday	11	436	31/Tuesday	1848	2841	340	2245	936	
	II	4/Wednesday	3	9	7/Saturday	8	310	31/Tuesday	2369	2830	311	2251	890	
	I+II	19/Thursday	3	21	21/Saturday	11	704	31/Tuesday	4217	5670	651	4496	1825	
Year	I	25.11/Monday	23	2	3.8/Saturday	10	443	31.12/Tuesday	1848	3071	389	3439	3503	3843
	II	13.2/Wednesday	4	3	24.6/Monday	12	405	12.2/Tuesday	2092	3109	367	3429	3864	
	I+II	13.2/Wednesday	4	10	2.11/Saturday	10	781	31.12/Tuesday	4217	6179	755	6868	7079	

GODIŠNJA NERAVNOMJERNOST SAOBRAĆAJNOG TOKA TRAFFIC FLOW ANNUAL VARIATION

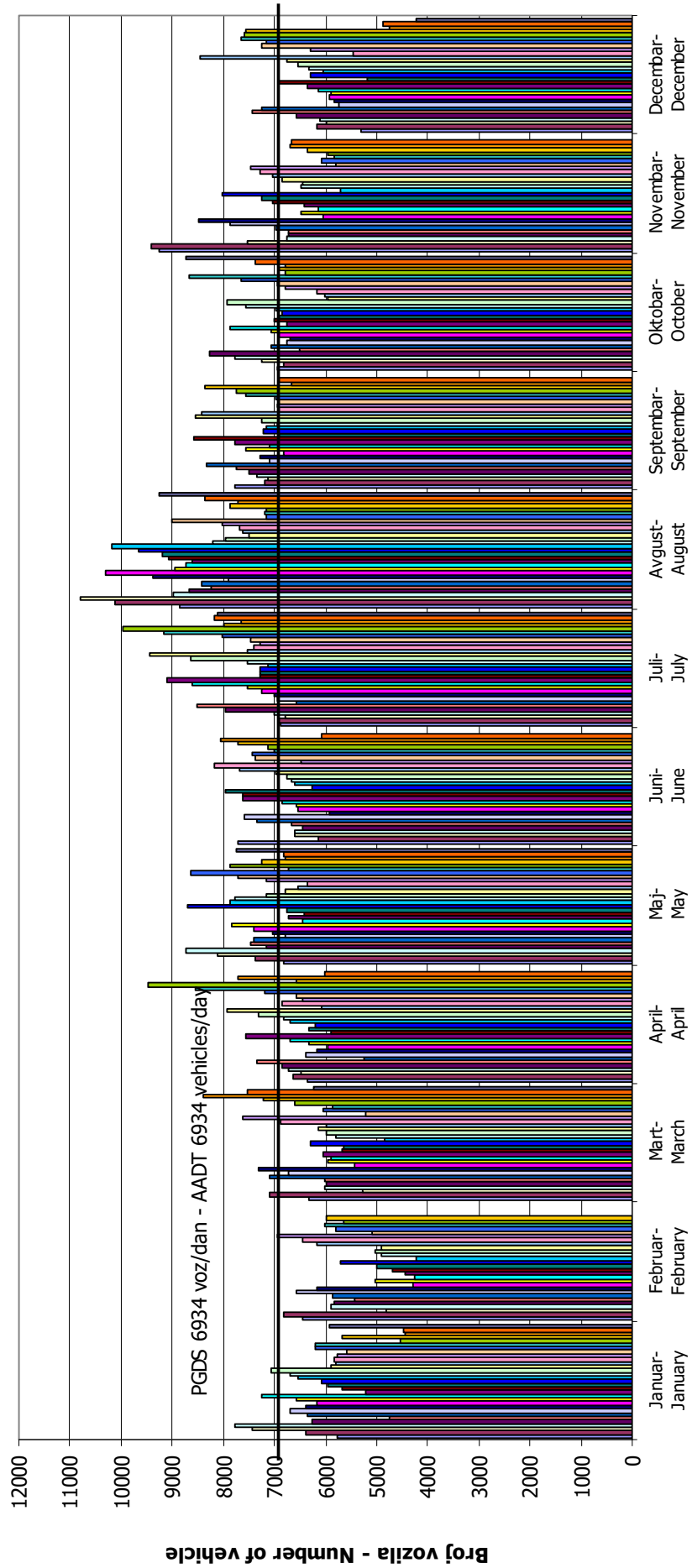
Automatski brojač broj - Automatic counter number 000026
 Lokalizet - Location / Stacionaža - Mileage [km+m] Marković Polje / 1+169,00
 Broj puta - Road number / Dionica - Section M 14.1 / Lončari - granica / border RS (Brčko 1)



DNEVNA NERAVNOMJERNOST SAOBRAĆAJNOG TOKA
TRAFFIC FLOW DAILY VARIATION

Automatski brojač broj - Automatic counter number
 Lokalizet - Location / Stacionaža - Mileage [km+mm]
 Broj puta - Road number/ Dionica - Section

000026
 Marković Polje / 1+169,00
 M 14.1 / Lončari - granica / border RS (Brčko 1)

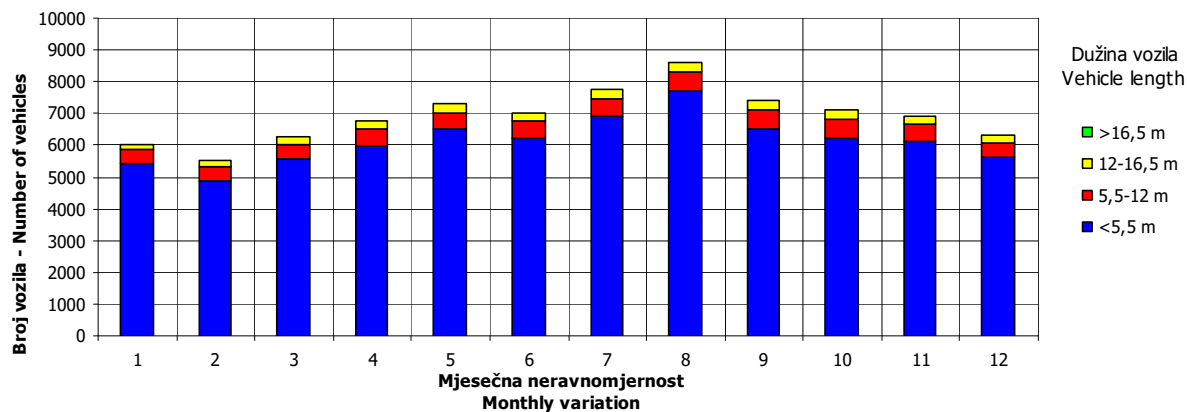
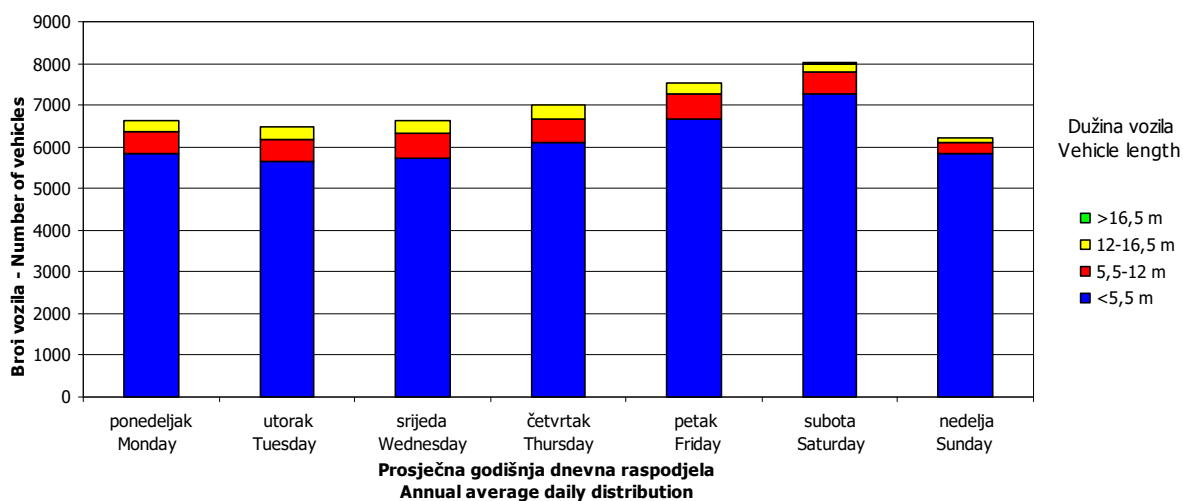
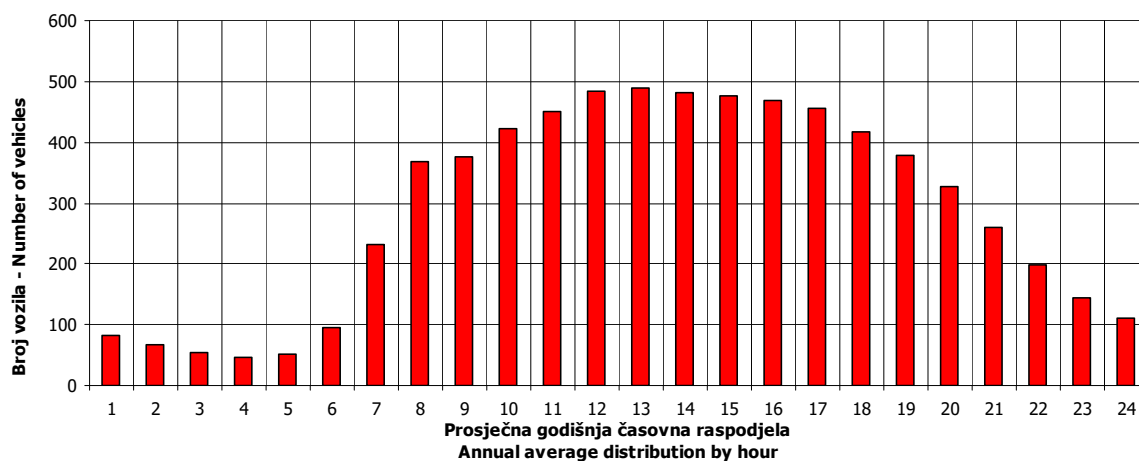


Dani / Mjeseci - Days / Months

VREMENSKA RASPODJELA SAOBRAĆAJNOG TOKA TRAFFIC FLOW TIME DISTRIBUTION

Automatski brojač broj - Automatic counter number 000026
 Lokalizet - Location / Stacionaža - Mileage [km+m] Marković Polje / 1+169,00
 Broj puta - Road number / Dionica - Section M 14.1 / Lončari - granica / border RS (Brčko 1)

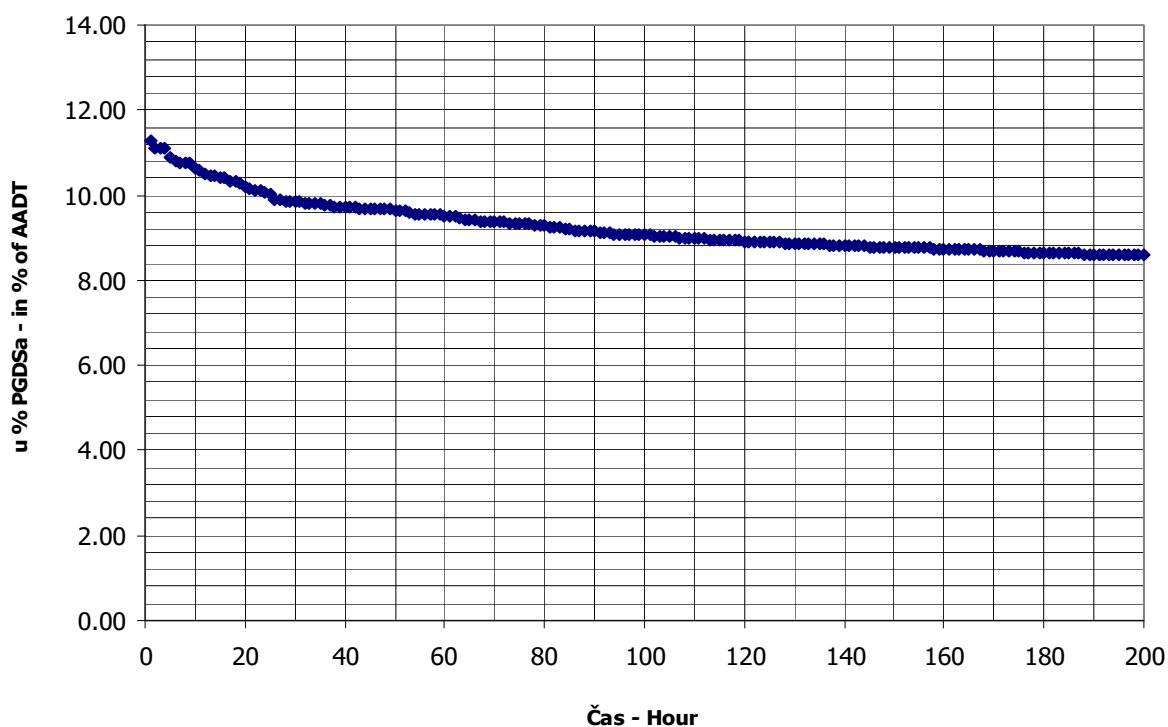
PGDS 6934 voz/dan AADT 6934 veh/day



SATNA DISTRIBUCIJA SAOBRAĆAJNOG TOKA TRAFFIC FLOW HOURLY DISTRIBUTION

Automatski brojač broj - Automatic counter number 000026
 Lokalitet - Location / Stacionaža - Mileage [km+m] Marković Polje / 1+169,00
 Broj puta - Road number / Dionica - Section M 14.1 / Lončari - granica / border RS
 (Brčko 1)

PGDS - AADT	6934 voz/dan - veh/day							
Čas - Hour	Maksimalni vršni sat - Maximum peak hour	10	20	30	40	50	100	200
Sat u danu - Hour of day	10	9	11	11	11	9	13	16
Sat u godini - Hour in year	7330	7329	8507	6827	6323	5649	5749	7648
Dan - Day of week	subota - Saturday	subota - Saturday	subota - Saturday	subota - Saturday	subota - Saturday	subota - Saturday	srijeda - Wednesday	petak - Friday
Datum - Date	2	2	21	12	21	24	28	15
Mjesec - Month	novembar - November	novembar - November	decembar - December	oktobar - October	septembar - September	avgust - August	avgust - August	novembar - November
Vrijednost - Value	781	733	704	682	674	667	628	596
% - percent	11.26	10.57	10.15	9.83	9.72	9.62	9.06	8.59



BROJANJE VOZILA NA MREŽI PUTEVA U REPUBLICI SRPSKOJ – 2013. GODINA
VEHICLE COUNTING ON THE ROAD NETWORK OF THE REPUBLIC OF SRPSKA – YEAR 2013

MJESEČNI BROJ VOZILA
MONTHLY NUMBER OF VEHICLES

Automatski brojač broj - Automatic counter number
 Lokalitet - Location / Stacionaža - Mileage [km+m]
 Broj puta - Road number / Dionica - Section

000027
 Čađavica / 7+795,00
 M 14.1 / Vršani - Bijeljina 5

	Mjesec - Month											
	Januar- January	Februar- February	Mart- March	April- April	Maj- May	Jun- June	Juli- July	August- August	Septembar- September	Oktober- October	Novembar- November	Decembar- December
1	3140	5054	5428	5745	6949	6276	5959	7405	7284	5755	7358	4207
2	4552	4877	5379	6629	6328	5593	6314	8727	6228	5705	7020	4669
3	5527	3815	4727	5308	7048	5444	5847	8534	6304	6072	6384	4966
4	5911	4286	4754	5448	7673	5685	5763	7785	6937	6848	5587	5004
5	5665	4776	5099	5958	4830	5307	6515	7147	6466	7302	5700	4913
6	3310	4512	4876	5692	5246	5451	6697	7043	6917	6012	5338	5281
7	3713	4459	5550	5427	6686	5883	5798	6934	6979	5871	5705	4999
8	5747	4989	5986	5255	6293	5978	5930	7098	6323	6068	6968	4244
9	5186	4816	6296	5803	7030	5421	5821	8855	5875	5910	6193	4783
10	5362	3655	4651	5416	8034	5347	6038	8480	5863	6223	5309	5203
11	5165	4252	4817	6177	7279	5550	6409	7901	6474	6959	5402	5039
12	4842	4797	4994	5958	6063	5492	7568	7008	6338	7327	5446	4940
13	4047	4446	4864	5823	4543	6139	7507	7376	6792	6319	5360	5656
14	3941	4759	4826	5124	6012	6346	6486	7231	7055	6246	5724	5004
15	4903	5174	4542	5279	5737	6298	6069	7364	6377	5630	6238	4121
16	4956	4772	4800	5721	5719	5835	6201	7557	6040	5936	6316	4750
17	4750	4068	4272	5517	6343	5557	6122	7519	5797	5917	5034	5495
18	5160	4224	4589	5600	6717	5632	6047	7185	6181	6751	5728	5772
19	4591	4680	5187	6174	6117	5540	7133	6661	6170	6661	5594	6932
20	3798	4645	5170	6598	5935	5626	7512	6429	7075	6070	5849	6105
21	4374	4536	4837	5412	5699	6395	7123	6405	7389	5685	6128	6740
22	5618	4672	5409	5698	5657	6666	6313	6436	6109	5894	6584	5516
23	4677	4678	5467	6265	5561	5711	6272	6845	5808	6025	6084	6520
24	4511	3764	4317	6334	6275	6343	6113	6911	5905	5731	5321	6340
25	4416	4363	4760	7359	6096	6088	6553	6464	6034	6536	5160	5991
26	4196	5259	4675	7044	5175	5782	7837	6174	5785	6824	5013	5946
27	3530	4583	4993	7080	5116	5908	8454	6348	7225	5960	4284	6441
28	4103	4830	5315	5976	5402	6652	7183	6722	6407	5793	4761	6255
29	4655		6470	7649	5355	6789	6420	6464	5802	5782	5451	4919
30	4536		5558	7452	6189	6064	7419	7283	5522	6036	4945	6205
31	4604		5162		6320		6859	7724		7156		5564
Ukupno- Total	143486	127741	157770	180921	189427	176798	204282	224015	191461	193004	171984	168520
Prosjek- Average	4629	11613	5089	6031	6111	5893	6590	7226	6382	6226	5733	5436
Godišnji prosjek (PGDS) - Annual average (AADT)												5834

BROJANJE VOZILA NA MREŽI PUTEVA U REPUBLICI SRPSKOJ – 2013. GODINA
VEHICLE COUNTING ON THE ROAD NETWORK OF THE REPUBLIC OF SRPSKA – YEAR 2013

STRUKTURA SAOBRAĆAJNOG TOKA
TRAFFIC FLOW COMPOSITION

Automatski brojač broj - Automatic counter number
 Lokalizet - Location / Stacionaža - Mileage [km+m]
 Broj puta - Road number / Dionica - Section

000027
 Čadavica / 7+795,00
 M 14.1 / Vršani - Bijeljina 1

Mjesec - Month	Smjer - Direction	Dužina vozila - Vehicle length								Ukupno - Total
		< 5,5 m	(%)	5,5 - 12 m	(%)	12 - 16,5 m	(%)	< 16,5 m	(%)	
Januar - January	I	63211	88.9	5519	7.8	2339	3.3	55	0.1	71124
	II	63393	87.6	5644	7.8	3272	4.5	53	0.1	72362
	ukupno - total	126604	88.2	11163	7.8	5611	3.9	108	0.1	143486
Februar - February	I	56242	87.3	5749	8.9	2399	3.7	52	0.1	64442
	II	54116	85.5	5785	9.1	3364	5.3	34	0.1	63299
	ukupno - total	110358	86.4	11534	9.0	5763	4.5	86	0.1	127741
Mart - March	I	69567	87.1	7009	8.8	3259	4.1	59	0.1	79894
	II	66281	85.1	7077	9.1	4481	5.8	37	0.0	77876
	ukupno - total	135848	86.1	14086	8.9	7740	4.9	96	0.1	157770
April - April	I	79821	87.6	7706	8.5	3572	3.9	44	0.0	91143
	II	76857	85.6	7850	8.7	5034	5.6	37	0.0	89778
	ukupno - total	156678	86.6	15556	8.6	8606	4.8	81	0.0	180921
Maj - May	I	83064	87.3	8158	8.6	3827	4.0	60	0.1	95109
	II	80440	85.3	8452	9.0	5388	5.7	38	0.0	94318
	ukupno - total	163504	86.3	16610	8.8	9215	4.9	98	0.1	189427
Juni - June	I	77921	87.5	7706	8.6	3432	3.9	43	0.0	89102
	II	75082	85.6	7988	9.1	4600	5.2	26	0.0	87696
	ukupno - total	153003	86.5	15694	8.9	8032	4.5	69	0.0	176798
Juli - July	I	91816	88.2	8368	8.0	3886	3.7	50	0.0	104120
	II	86506	86.4	8760	8.7	4869	4.9	27	0.0	100162
	ukupno - total	178322	87.3	17128	8.4	8755	4.3	77	0.0	204282
Avgust - August	I	99315	88.4	8912	7.9	4050	3.6	74	0.1	112351
	II	97190	87.0	9288	8.3	5154	4.6	32	0.0	111664
	ukupno - total	196505	87.7	18200	8.1	9204	4.1	106	0.0	224015
Septembar - September	I	82791	86.1	8972	9.3	4307	4.5	62	0.1	96132
	II	80671	84.6	9223	9.7	5398	5.7	37	0.0	95329
	ukupno - total	163462	85.4	18195	9.5	9705	5.1	99	0.1	191461
Oktobar - October	I	83570	85.3	9635	9.8	4630	4.7	80	0.1	97915
	II	79697	83.8	9571	10.1	5773	6.1	48	0.1	95089
	ukupno - total	163267	84.6	19206	10.0	10403	5.4	128	0.1	193004
Novembar - November	I	74279	86.2	8184	9.5	3624	4.2	73	0.1	86160
	II	72660	84.7	8310	9.7	4800	5.6	54	0.1	85824
	ukupno - total	146939	85.4	16494	9.6	8424	4.9	127	0.1	171984
Decembar - December	I	75634	87.3	7401	8.5	3494	4.0	97	0.1	86626
	II	69960	85.4	7501	9.2	4365	5.3	68	0.1	81894
	ukupno - total	145594	86.4	14902	8.8	7859	4.7	165	0.1	168520
Ukupno (godišnje) - Total (annual)	I	937231	87.3	93319	8.7	42819	4.0	749	0.1	1074118
	II	902853	85.6	95449	9.0	56498	5.4	491	0.0	1055291
	ukupno - total	1840084	86.4	188768	8.9	99317	4.7	1240	0.1	2129409
Prosjek (PGDS) - Average (AADT)	I	2568	87.3	256	8.7	117	4.0	2	0.1	2943
	II	2474	85.6	262	9.0	155	5.4	1	0.0	2891
	ukupno - total	5041	86.4	517	8.9	272	4.7	3	0.1	5834

BROJANJE VOZILA NA MREŽI PUTEVA U REPUBLICI SRPSKOJ – 2013. GODINA
VEHICLE COUNTING ON THE ROAD NETWORK OF THE REPUBLIC OF SRPSKA – YEAR 2013

SAOBRAĆAJNI POKAZATELJI

Automatski brojač broj
 Lokaliteta / Stacionaža [km+m]
 Broj puta / Dionica

000027

Čadavica / 7+795,00
 M 14.1 / Vršani - Bijeljina 5

Mjesec	Snjever	minimalni čas			maksimalni čas			minimalni dan		maksimalni dan		dnevni prosjek (05-21 h)	noćni prosjek (21-05 h)	prosjek radnim danom	prosjek vikendom	ljetni prosjek
		datum/dan	čas	voz/h	datum/dan	čas	voz/h	datum/dan	voz/dan							
Januar	I	31/četvrtak	2	3	259	16	259	1/utorak	1410	4/petak	2876	2089	205	1432	862	
	II	24/četvrtak	3	5	264	12	264	1/utorak	1730	4/petak	3035	2103	231	1438	896	
	I+II	24/četvrtak	3	10	478	15	478	1/utorak	3140	4/petak	5911	4192	436	2870	1758	
Februar	I	6/srijeda	2	4	233	15	233	10/nedjelja	1736	26/utorak	2662	2119	182	1683	619	
	II	11/ponedjeljak	2	5	211	14	211	10/nedjelja	1919	15/petak	2601	2047	214	1649	611	
	I+II	11/ponedjeljak	2	11	422	14	422	10/nedjelja	3655	26/utorak	5259	4166	396	3332	1230	
Mart	I	11/ponedjeljak	3	5	301	15	301	17/nedjelja	2053	29/petak	3466	2360	217	1756	821	
	II	27/srijeda	2	6	287	10	287	24/nedjelja	2133	9/subota	3128	2269	243	1700	812	
	I+II	27/srijeda	2	13	518	14	518	17/nedjelja	4272	29/petak	6470	4629	460	3456	1633	
April	I	11/četvrtak	2	7	363	17	363	14/nedjelja	2551	29/ponedjeljak	3810	2728	310	2239	799	
	II	9/utorak	2	6	292	12	292	14/nedjelja	2573	29/ponedjeljak	3839	2691	302	2221	772	
	I+II	17/srijeda	3	15	600	14	600	14/nedjelja	5124	29/ponedjeljak	7649	5419	612	4460	1571	
Maj	I	22/srijeda	2	8	315	17	315	5/nedjelja	2208	10/petak	4059	2738	330	1739	1329	
	II	9/četvrtak	3	8	305	12	305	13/ponedjeljak	2296	10/petak	3975	2714	329	1708	1334	
	I+II	22/srijeda	2	17	620	17	620	13/ponedjeljak	4543	10/petak	8034	5452	659	3448	2663	
Juni	I	27/četvrtak	2	9	285	9	285	2/nedjelja	2636	29/subota	3445	2625	345	1958	1012	2970
	II	5/srijeda	1	10	256	11	256	5/srijeda	2653	29/subota	3344	2560	363	1914	1009	2923
	I+II	5/srijeda	1	25	491	15	491	5/srijeda	5307	29/subota	6789	5185	709	3872	2021	5893
Juli	I	3/srijeda	2	10	294	12	294	7/nedjelja	2881	27/subota	4402	2917	441	2414	944	3359
	II	4/četvrtak	1	12	277	15	277	4/četvrtak	2847	27/subota	4052	2783	448	2344	887	3231
	I+II	3/srijeda	2	28	541	15	541	4/četvrtak	5763	27/subota	8454	5700	890	4759	1831	6590
Avgust	I	28/srijeda	3	13	365	19	365	26/ponedjeljak	3052	3/subota	4532	3190	435	2530	1095	3624
	II	22/četvrtak	1	14	361	16	361	26/ponedjeljak	3122	9/petak	4382	3089	513	2487	1115	3602
	I+II	28/srijeda	3	33	650	16	650	26/ponedjeljak	6174	9/petak	8855	6279	947	5017	2210	7226
Septembar	I	11/srijeda	3	8	324	13	324	30/ponedjeljak	2792	21/subota	3804	2902	302	2218	987	3204
	II	11/srijeda	1	8	319	13	319	30/ponedjeljak	2730	1/nedjelja	3965	2838	340	2173	1004	3178
	I+II	11/srijeda	1	20	594	12	594	30/ponedjeljak	5522	21/subota	7389	5740	642	4391	1991	6382
Oktobar	I	23/srijeda	1	5	310	16	310	21/ponedjeljak	2831	12/subota	3804	2888	271	2299	859	
	II	8/utorak	3	9	305	11	305	15/utorak	2788	12/subota	3523	2752	316	2234	834	
	I+II	2/srijeda	2	21	587	16	587	15/utorak	5630	12/subota	7327	5640	586	4533	1693	
Novembar	I	28/četvrtak	2	6	295	16	295	27/srijeda	2150	1/petak	3819	2636	236	1906	966	
	II	21/četvrtak	3	7	271	14	271	27/srijeda	2134	1/petak	3539	2582	278	1869	991	
	I+II	28/četvrtak	2	19	543	15	543	27/srijeda	4284	1/petak	7358	5218	514	3775	1958	
Decembar	I	5/četvrtak	3	5	334	16	334	15/nedjelja	2057	21/subota	3990	2551	243	2017	778	
	II	23/ponedjeljak	2	4	290	16	290	15/nedjelja	2064	19/četvrtak	3326	2388	254	1936	706	
	I+II	23/ponedjeljak	2	12	589	16	589	15/nedjelja	4121	19/četvrtak	6932	4939	497	3952	1484	
Godina	I	31.1/četvrtak	2	3	365	19	365	1.1/utorak	1410	3.8/subota	4532	2649	294	2946	2935	3293
	II	23.12/ponedjeljak	2	4	361	16	361	1.1/utorak	1730	9.8/petak	4382	2571	320	2883	2909	3236
	I+II	24.1/četvrtak	3	10	650	16	650	1.1/utorak	3140	9.8/petak	8855	5220	614	5829	5844	6529

BROJANJE VOZILA NA MREŽI PUTEVA U REPUBLICI SRPSKOJ – 2013. GODINA
VEHICLE COUNTING ON THE ROAD NETWORK OF THE REPUBLIC OF SRPSKA – YEAR 2013

TRAFFIC PARAMETERS

000027

Automatic counter number
 Location / Mileage [km+m]
 Road number / Section

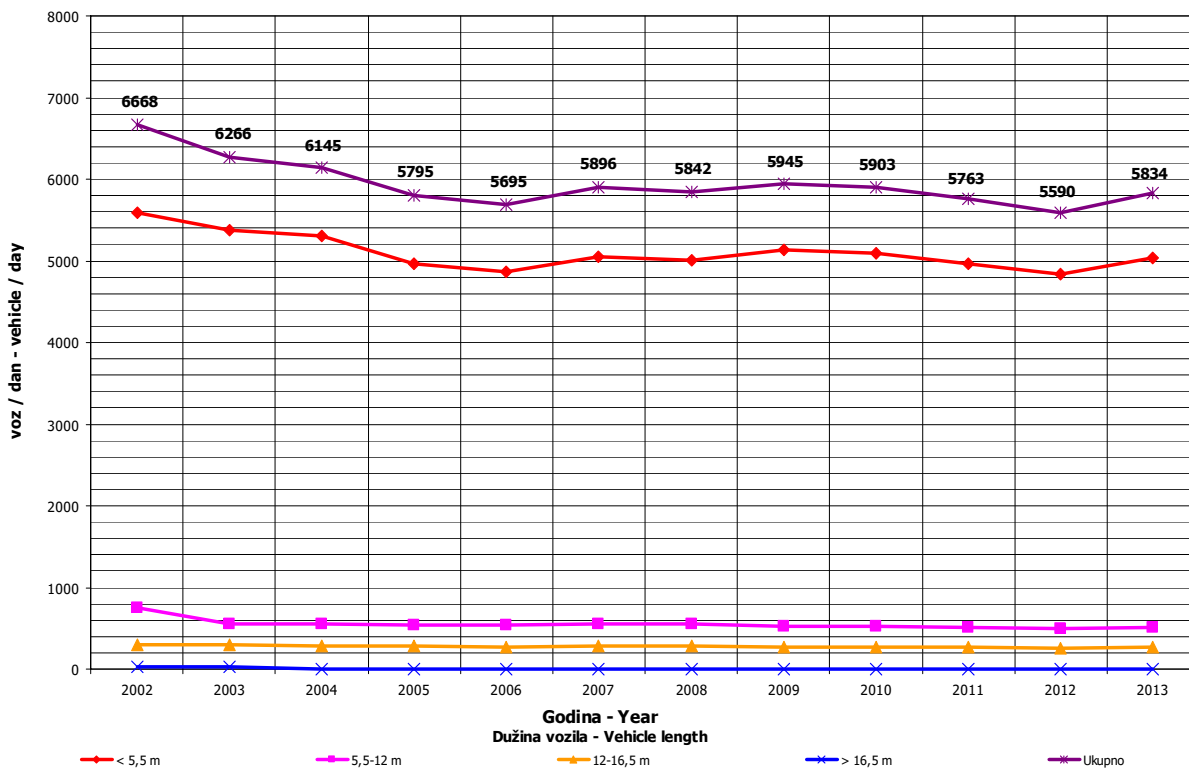
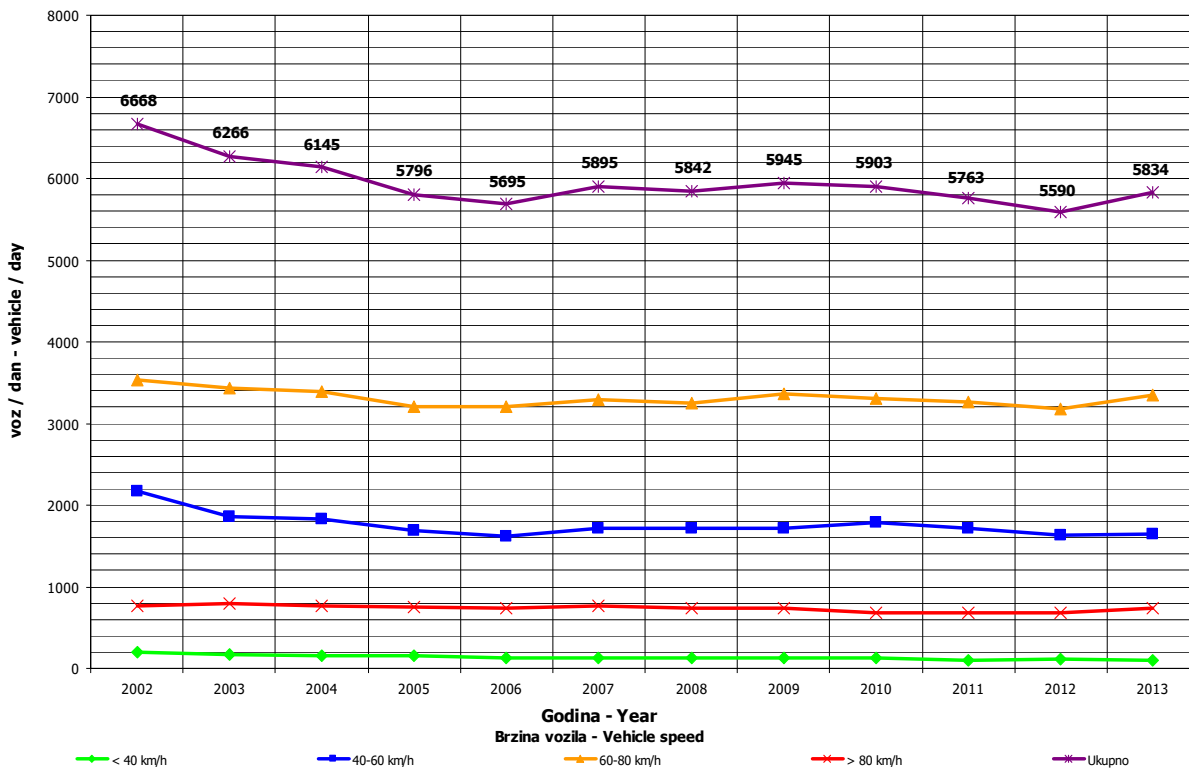
Čađavica / 7+795,00
 M 14.1 / Vršani - Bijeljina 5

Month	Direction	minimum hour		maximum hour		veh/h	veh/day	minimum day		maximum day		day time average (5-21 h)	night average (21-05 h)	working day average	weekend average	summer average
		date/day	hour	date/day	hour			date/day	veh/day	date/day	veh/day					
January	I	31/Thursday	2	3	9/Wednesday	16	259	1/Thursday	1410	4/Friday	2876	2089	205	1432	862	
	II	24/Thursday	3	5	9/Wednesday	12	264	1/Thursday	1730	4/Friday	3035	2103	231	1438	896	
	I+II	24/Thursday	3	10	8/Tuesday	15	478	1/Thursday	3140	4/Friday	5911	4192	436	2870	1758	
February	I	6/Wednesday	2	4	15/Friday	15	233	10/Sunday	1736	26/Tuesday	2662	2119	182	1683	619	
	II	11/Monday	2	5	15/Friday	14	211	10/Sunday	1919	15/Friday	2601	2047	214	1649	611	
	I+II	11/Monday	2	11	15/Friday	14	422	10/Sunday	3655	26/Tuesday	5259	4166	396	3332	1230	
March	I	11/Monday	3	5	9/Saturday	15	301	17/Sunday	2053	29/Friday	3466	2360	217	1756	821	
	II	27/Wednesday	2	6	9/Saturday	10	287	24/Sunday	2133	9/Saturday	3128	2269	243	1700	812	
	I+II	27/Wednesday	2	13	9/Saturday	14	518	17/Sunday	4272	29/Friday	6470	4629	460	3456	1633	
April	I	11/Thursday	2	7	29/Monday	17	363	14/Sunday	2551	29/Monday	3810	2728	310	2239	799	
	II	9/Tuesday	2	6	26/Friday	12	292	14/Sunday	2573	29/Monday	3839	2691	302	2221	772	
	I+II	17/Wednesday	3	15	29/Monday	14	600	14/Sunday	5124	29/Monday	7649	5419	612	4460	1571	
May	I	22/Wednesday	2	8	10/Friday	17	315	5/Sunday	2208	10/Friday	4059	2738	330	1739	1329	
	II	9/Thursday	3	8	10/Friday	12	305	13/Monday	2296	10/Friday	3975	2714	329	1708	1334	
	I+II	22/Wednesday	2	17	10/Friday	17	620	13/Monday	4543	10/Friday	8034	5452	659	3448	2663	
June	I	27/Thursday	2	9	28/Friday	9	265	2/Sunday	2636	29/Saturday	3445	2625	345	1958	1012	2970
	II	5/Wednesday	1	10	29/Saturday	11	256	5/Wednesday	2653	29/Saturday	3344	2560	363	1914	1009	2923
	I+II	5/Wednesday	1	25	28/Friday	15	491	5/Wednesday	5307	29/Saturday	6789	5185	709	3872	2021	5893
July	I	3/Wednesday	2	10	20/Saturday	12	294	7/Sunday	2881	27/Saturday	4402	2917	441	2414	944	3359
	II	4/Thursday	1	12	12/Friday	15	277	4/Thursday	2847	27/Saturday	4052	2783	448	2344	887	3231
	I+II	3/Wednesday	2	28	12/Friday	15	541	4/Thursday	5763	27/Saturday	8454	5700	890	4759	1831	6590
August	I	28/Wednesday	3	13	9/Friday	19	365	26/Monday	3052	3/Saturday	4532	3190	435	2530	1095	3624
	II	22/Thursday	1	14	11/Sunday	16	361	26/Monday	3122	9/Friday	4382	3089	513	2487	1115	3602
	I+II	28/Wednesday	3	33	11/Sunday	16	650	26/Monday	6174	9/Friday	8855	6279	947	5017	2210	7226
September	I	11/Wednesday	3	8	14/Saturday	13	324	30/Monday	2792	21/Saturday	3804	2902	302	2218	987	3204
	II	11/Wednesday	1	8	21/Saturday	13	319	30/Monday	2730	1/Sunday	3965	2838	340	2173	1004	3178
	I+II	11/Wednesday	1	20	21/Saturday	12	594	30/Monday	5522	21/Saturday	7389	5740	642	4391	1991	6382
October	I	23/Wednesday	1	5	31/Thursday	16	310	21/Monday	2831	12/Saturday	3804	2888	271	2299	859	
	II	8/Tuesday	3	9	5/Saturday	11	305	15/Tuesday	2788	12/Saturday	3523	2752	316	2234	834	
	I+II	2/Wednesday	2	21	31/Thursday	16	587	15/Tuesday	5630	12/Saturday	7327	5640	586	4533	1693	
November	I	28/Thursday	2	6	21/Thursday	16	295	27/Wednesday	2150	1/Friday	3819	2636	236	1906	966	
	II	21/Thursday	3	7	3/Sunday	14	271	27/Wednesday	2134	1/Friday	3539	2582	278	1869	991	
	I+II	28/Thursday	2	19	1/Friday	15	543	27/Wednesday	4284	1/Friday	7358	5218	514	3775	1958	
December	I	5/Thursday	3	5	19/Thursday	16	334	15/Sunday	2057	21/Saturday	3990	2551	243	2017	778	
	II	23/Monday	2	4	23/Monday	16	290	15/Sunday	2064	19/Thursday	3326	2388	254	1936	706	
	I+II	23/Monday	3	12	19/Thursday	16	589	15/Sunday	4121	19/Thursday	6932	4939	497	3952	1484	
Year	I	31.1/Thursday	2	3	9.8/Friday	19	365	1.1/Tuesday	1410	3.8/Saturday	4532	2649	294	2946	2935	3293
	II	23.12/Monday	2	4	11.8/Sunday	16	361	1.1/Tuesday	1730	9.8/Friday	4382	2571	320	2883	2909	3236
	I+II	24.1/Thursday	3	10	11.8/Sunday	16	650	1.1/Tuesday	3140	9.8/Friday	8855	5220	614	5829	5844	6529

GODIŠNJA NERAVNOMJERNOST SAOBRAĆAJNOG TOKA TRAFFIC FLOW ANNUAL VARIATION

Automatski brojač broj - Automatic counter number
 Lokalizet - Location / Stacionaža - Mileage [km+m]
 Broj puta - Road number / Dionica - Section

000027
 Čadavica / 7+795,00
 M 14.1 / Vršani - Bijeljina 1



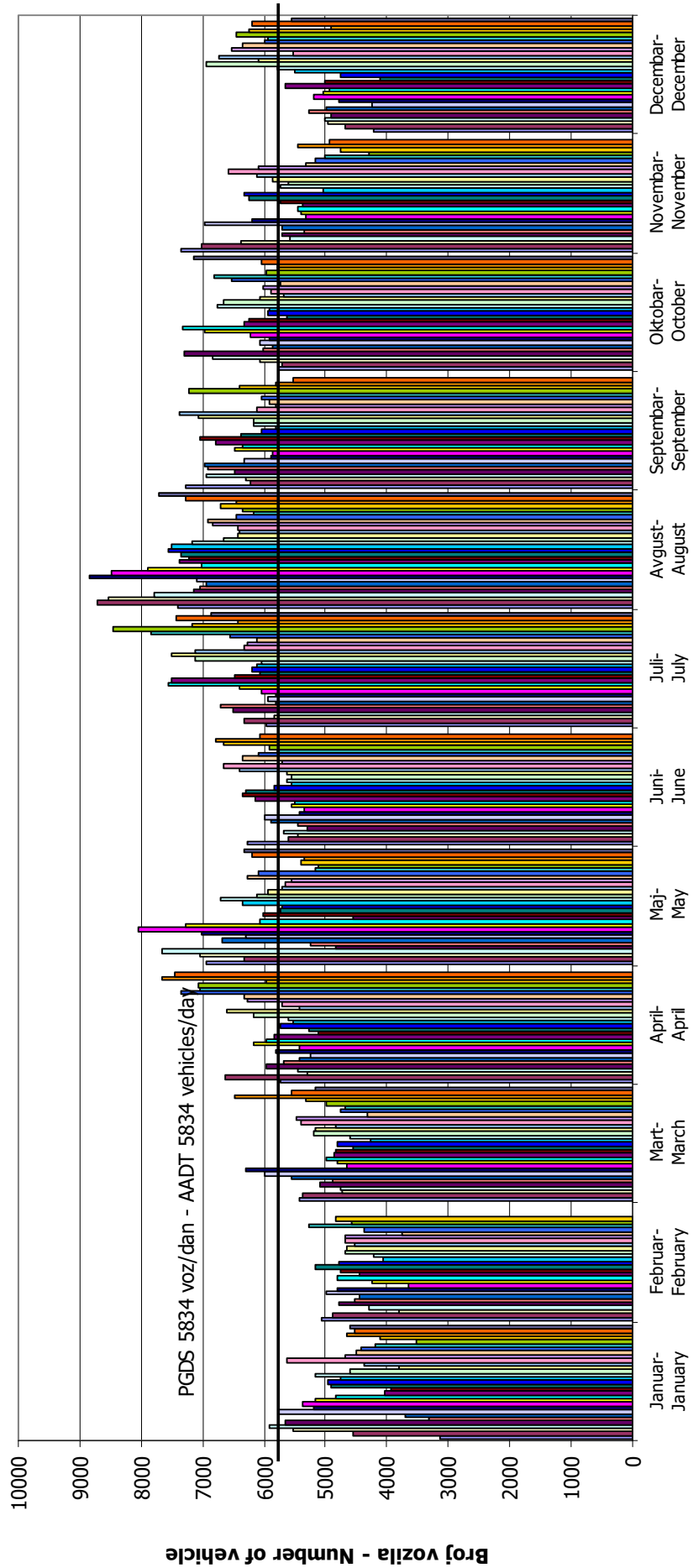
DNEVNA NERAVNOMJERNOST SAOBRAĆAJNOG TOKA
TRAFFIC FLOW DAILY VARIATION

Automatski brojač broj - Automatic counter number
 Lokalizet - Location / Stacionaža - Mileage [km+mm]
 Broj puta - Road number/ Dionica - Section

000027

Čadavica / 7+795,00

M 14.1 / Vršani - Bijeljina 5

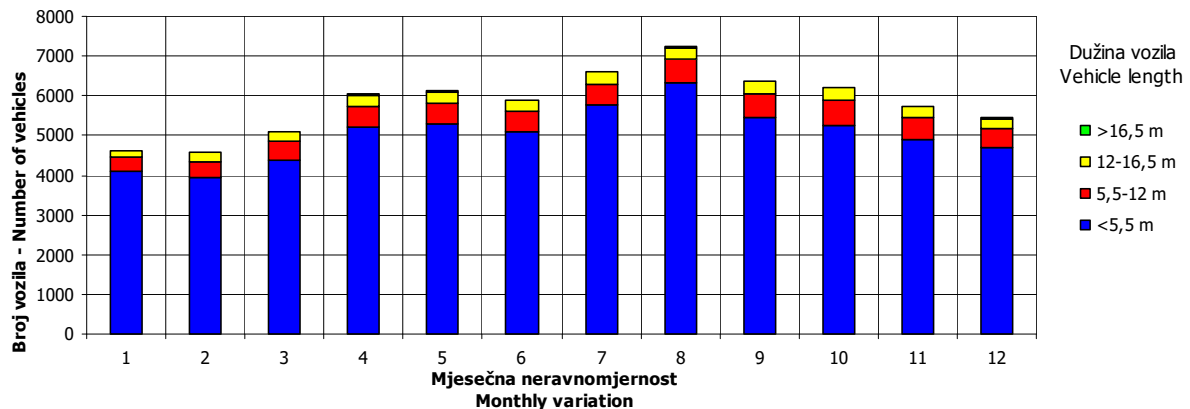
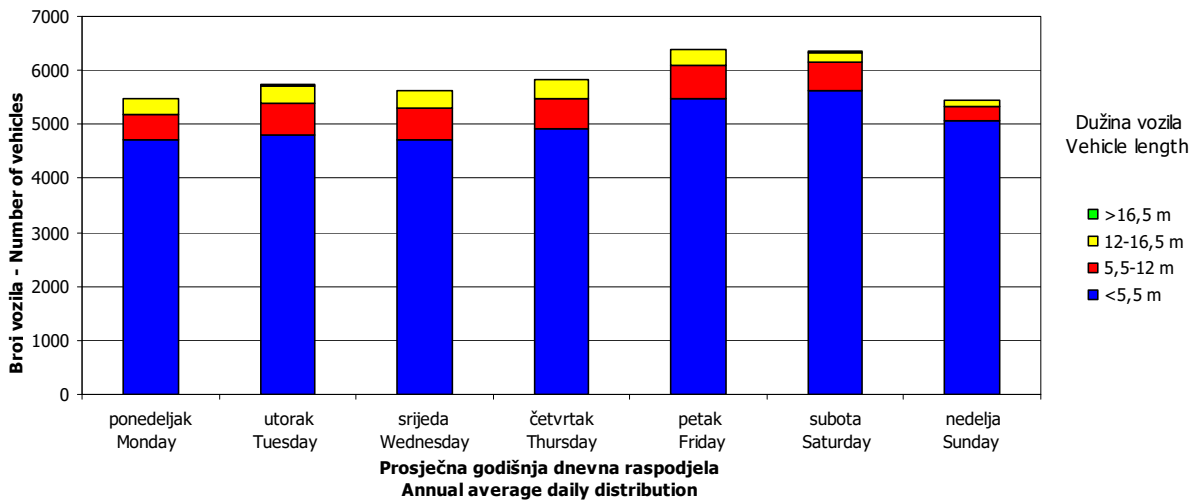
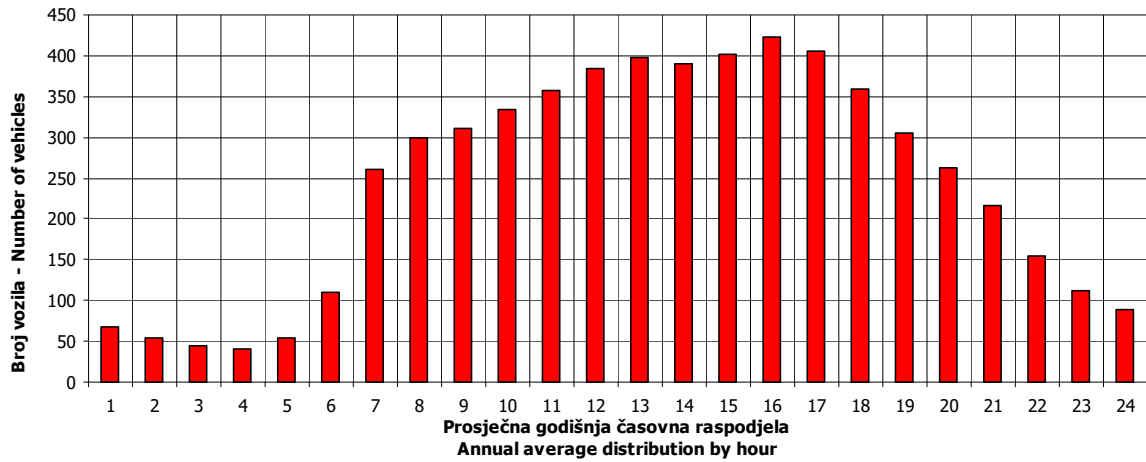


VREMENSKA RASPODJELA SAOBRAĆAJNOG TOKA
TRAFFIC FLOW TIME DISTRIBUTION

Automatski brojač broj - Automatic counter number
 Lokalizet - Location / Stacionaža - Mileage [km+m]
 Broj puta - Road number / Dionica - Section

000027
 Čadavica / 7+795,00
 M 14.1 / Vršani - Bijeljina 1

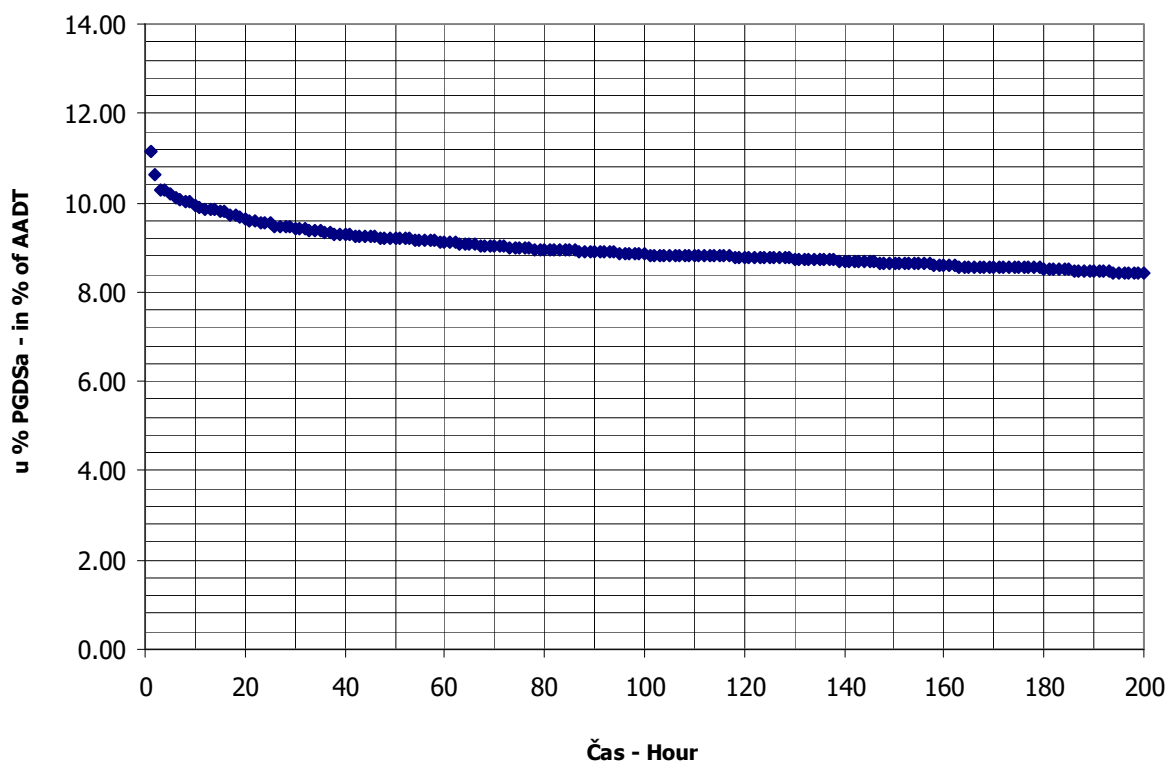
PGDS 5834 voz/dan AADT 5834 veh/day



SATNA DISTRIBUCIJA SAOBRAĆAJNOG TOKA TRAFFIC FLOW HOURLY DISTRIBUTION

Automatski brojač broj - Automatic counter number 000027
 Lokalitet - Location / Stacionaža - Mileage [km+m] Čađavica / 7+795,00
 Broj puta - Road number / Dionica - Section M 14.1 / Vršani - Bijeljina 1

PGDS - AADT	5834 voz/dan - veh/day							
Čas - Hour	Maksimalni vršni sat - Maximum peak hour	10	20	30	40	50	100	200
Sat u danu - Hour of day	16	16	13	15	15	16	12	15
Sat u godini - Hour in year	5344	2848	6157	6471	4623	6112	4812	3303
Dan - Day of week	nedelja - Sunday	ponedeljak - Monday	subota - Saturday	petak - Friday	petak - Friday	četvrtak - Thursday	subota - Saturday	subota - Saturday
Datum - Date	11	29	14	27	12	12	20	18
Mjesec - Month	avgust - August	april - April	septembar - September	septembar - September	juli - July	septembar - September	juli - July	maj - May
Vrijednost - Value	650	577	560	550	541	537	515	491
% - percent	11.14	9.89	9.60	9.43	9.27	9.20	8.83	8.42



BROJANJE VOZILA NA MREŽI PUTEVA U REPUBLICI SRPSKOJ – 2013. GODINA
VEHICLE COUNTING ON THE ROAD NETWORK OF THE REPUBLIC OF SRPSKA – YEAR 2013

MJESEČNI BROJ VOZILA
MONTHLY NUMBER OF VEHICLES

Automatski brojač broj - Automatic counter number 000028
 Lokalitet - Location / Stacionaža - Mileage [km+m] Trnjaci / 8+520,00
 Broj puta - Road number / Dionica - Section M 18 / Rača - Gojsovac

	Mjesec - Month											
	Januar- January	Februar- February	Mart- March	April- April	Maj- May	Jun- June	Juli- July	August- August	Septembar- September	Oktoibar- October	Novembar- November	Decembar- December
1	3043	4197	3444	6281	5263	5468	5426	6368	6822	4970	5883	4154
2	4164	4360	3919	5284	5180	5026	5415	7434	5670	4823	6284	4245
3	4857	3731	3818	4577	5585	5167	5466	7282	5684	5159	5601	4321
4	5225	3802	4062	4581	6316	4629	5340	7413	5203	5759	4621	4190
5	5673	3747	3972	4871	5587	4590	5729	6367	5436	6340	4604	4149
6	3716	3792	3209	4868	8265	4812	6075	6256	6029	5986	4491	4695
7	3487	3842	3725	4417	6289	5231	5861	6070	6348	5220	4867	4759
8	5149	4278	4300	4494	5871	5455	5348	5893	6148	4963	5746	4028
9	4618	4277	4614	4344	5072	5471	4971	7041	5396	4998	5931	4352
10	4480	3454	3969	4556	5950	5134	5788	7193	5262	5218	4903	4382
11	4461	3782	3965	4693	6085	5008	6052	7037	5321	6067	5276	4159
12	4848	4043	4118	5069	3276	4983	7821	6292	5176	6649	4558	4219
13	3948	3722	4320	5479	4240	5869	6611	6191	5765	5856	4715	4646
14	3715	4212	4382	4695	4447	5788	6342	6048	6356	5314	4740	4701
15	4357	4627	4997	4825	5274	6131	5610	6334	6021	4928	5508	4018
16	4133	4412	4785	5017	4925	5572	5718	6670	5304	4774	5670	4216
17	3970	4092	4517	4749	5728	5188	5363	6797	4868	5033	4697	4579
18	4362	3888	4441	4948	6389	5035	5636	6640	5088	5724	4665	4767
19	4715	3959	4591	5325	6085	4953	6272	6327	5358	5997	4691	6223
20	3670	3972	4482	5330	5228	5362	6603	5825	5864	5900	4775	5248
21	3955	3667	4710	4933	5056	5703	6653	5838	6496	5060	5430	5457
22	3843	4096	5272	4632	5175	5838	5762	5807	5771	4863	5560	4781
23	4081	4137	4959	4790	4982	5541	5455	6449	5188	5048	5553	4757
24	3838	3778	4514	4882	5412	6141	5610	6594	5055	5019	5166	4909
25	3913	3948	4390	5039	5491	5463	5760	6289	5065	5735	4594	4877
26	3921	4220	4364	5783	5092	5253	6437	6071	5079	6476	4377	4947
27	3430	4144	4257	6310	4744	5001	6727	5667	6193	5713	3850	5495
28	3757	3861	5062	5382	4782	6036	6448	6268	6064	5110	4095	5585
29	3821		5008	5426	4802	5869	5821	5818	5662	4887	4763	4524
30	3689		5570	6681	5000	5723	6200	6306	5287	5090	4742	5238
31	3797		5129		5836		5987	7045		5527		5084
Ukupno- Total	128636	112040	136865	152261	167427	161440	184307	199630	168979	168206	150356	145705
Prosjek- Average	4150	10185	4415	5075	5401	5381	5945	6440	5633	5426	5012	4700
Godišnji prosjek (PGDS) - Annual average (AADT)												5139

BROJANJE VOZILA NA MREŽI PUTEVA U REPUBLICI SRPSKOJ – 2013. GODINA
VEHICLE COUNTING ON THE ROAD NETWORK OF THE REPUBLIC OF SRPSKA – YEAR 2013

STRUKTURA SAOBRAĆAJNOG TOKA
TRAFFIC FLOW COMPOSITION

Automatski brojač broj - Automatic counter number 000028
 Lokalizet - Location / Stacionaža - Mileage [km+m] Trnjaci / 8+520,00
 Broj puta - Road number / Dionica - Section M 18 / Rača - Gojsovac

Mjesec - Month	Smjer - Direction	Dužina vozila - Vehicle length								Ukupno - Total
		< 5,5 m	(%)	5,5 - 12 m	(%)	12 - 16,5 m	(%)	< 16,5 m	(%)	
Januar - January	I	59121	91.2	3167	4.9	2464	3.8	100	0.2	64852
	II	58843	92.3	3224	5.1	1561	2.4	156	0.2	63784
	ukupno - total	117964	91.7	6391	5.0	4025	3.1	256	0.2	128636
Februar - February	I	50016	89.1	3411	6.1	2594	4.6	103	0.2	56124
	II	50793	90.8	3444	6.2	1513	2.7	166	0.3	55916
	ukupno - total	100809	90.0	6855	6.1	4107	3.7	269	0.2	112040
Mart - March	I	61746	89.1	4195	6.1	3280	4.7	85	0.1	69306
	II	61449	91.0	3955	5.9	2134	3.2	21	0.0	67559
	ukupno - total	123195	90.0	8150	6.0	5414	4.0	106	0.1	136865
April - April	I	67901	88.7	4543	5.9	4015	5.2	58	0.1	76517
	II	69118	91.3	4329	5.7	2254	3.0	43	0.1	75744
	ukupno - total	137019	90.0	8872	5.8	6269	4.1	101	0.1	152261
Maj - May	I	75821	89.9	4646	5.5	3802	4.5	51	0.1	84320
	II	76277	91.8	4402	5.3	2408	2.9	20	0.0	83107
	ukupno - total	152098	90.8	9048	5.4	6210	3.7	71	0.0	167427
Juni - June	I	73138	89.8	4587	5.6	3700	4.5	39	0.0	81464
	II	73035	91.3	4429	5.5	2499	3.1	13	0.0	79976
	ukupno - total	146173	90.5	9016	5.6	6199	3.8	52	0.0	161440
Juli - July	I	83728	89.9	5408	5.8	3961	4.3	49	0.1	93146
	II	83162	91.2	5209	5.7	2761	3.0	29	0.0	91161
	ukupno - total	166890	90.6	10617	5.8	6722	3.6	78	0.0	184307
Avgust - August	I	90597	90.2	5647	5.6	4152	4.1	61	0.1	100457
	II	91096	91.9	5341	5.4	2713	2.7	23	0.0	99173
	ukupno - total	181693	91.0	10988	5.5	6865	3.4	84	0.0	199630
Septembar - September	I	75318	88.6	5310	6.2	4337	5.1	72	0.1	85037
	II	75601	90.1	5179	6.2	3113	3.7	49	0.1	83942
	ukupno - total	150919	89.3	10489	6.2	7450	4.4	121	0.1	168979
Oktobar - October	I	74071	87.5	5869	6.9	4647	5.5	82	0.1	84669
	II	74449	89.1	5722	6.8	3334	4.0	32	0.0	83537
	ukupno - total	148520	88.3	11591	6.9	7981	4.7	114	0.1	168206
Novembar - November	I	66864	88.5	4767	6.3	3850	5.1	92	0.1	75573
	II	67425	90.2	4651	6.2	2665	3.6	42	0.1	74783
	ukupno - total	134289	89.3	9418	6.3	6515	4.3	134	0.1	150356
Decembar - December	I	64775	89.1	4220	5.8	3542	4.9	145	0.2	72682
	II	66181	90.6	4146	5.7	2597	3.6	99	0.1	73023
	ukupno - total	130956	89.9	8366	5.7	6139	4.2	244	0.2	145705
Ukupno (godišnje) - Total (annual)	I	843096	89.3	55770	5.9	44344	4.7	937	0.1	944147
	II	847429	91.0	54031	5.8	29552	3.2	693	0.1	931705
	ukupno - total	1690525	90.1	109801	5.9	73896	3.9	1630	0.1	1875852
Prosjek (PGDS) - Average (AADT)	I	2310	89.3	153	5.9	121	4.7	3	0.1	2587
	II	2322	91.0	148	5.8	81	3.2	2	0.1	2553
	ukupno - total	4632	90.1	301	5.9	202	3.9	4	0.1	5139

BROJANJE VOZILA NA MREŽI PUTEVA U REPUBLICI SRPSKOJ – 2013. GODINA
VEHICLE COUNTING ON THE ROAD NETWORK OF THE REPUBLIC OF SRPSKA – YEAR 2013

SAOBRAĆAJNI POKAZATELJI

Automatski brojač broj
 Lokalitet / Stacionaža [km+m]
 Broj puta / Dionica

000028

Trnjaci / 8+520,00
 M 18 / Rača - Gojsovac

Mjesec	Snjier	minimalni čas		maksimalni čas		minimalni dan		maksimalni dan		dnevni prosjek (05-21 h)	noćni prosjek (21-05 h)	prosjek radnim danom	prosjek vikendom	ljetni prosjek
		čas	voz/h	datum/dan	čas	voz/h	datum/dan	voz/dan						
Januar	I	18/petak	2	2	5/subota	14	301	7/ponedjeljak	1496	1886	206	1231	861	
	II	29/utorak	1	3	8/utorak	16	271	1/utorak	1374	1842	215	1210	847	
	I+II	29/utorak	1	7	5/subota	14	525	1/utorak	3043	3728	421	2442	1708	
Februar	I	7/četvrtak	2	2	15/petak	11	232	10/nedjelja	1639	1825	179	1442	563	
	II	1/petak	4	3	17/nedjelja	14	217	21/četvrtak	1797	1797	200	1408	589	
	I+II	22/petak	4	8	17/nedjelja	14	378	10/nedjelja	3454	3622	379	2850	1151	
Mart	I	9/subota	3	2	31/nedjelja	17	247	6/srijeda	1564	2024	212	1502	734	
	II	12/utorak	2	3	28/četvrtak	15	220	1/petak	1601	1961	219	1436	743	
	I+II	6/srijeda	3	9	31/nedjelja	17	467	6/srijeda	3209	3984	431	2938	1477	
April	I	10/srijeda	2	3	27/subota	11	232	7/nedjelja	2169	2288	263	1856	694	
	II	22/ponedjeljak	1	4	1/ponedjeljak	17	412	9/utorak	2132	3998	258	1839	686	
	I+II	22/ponedjeljak	1	9	1/ponedjeljak	15	536	9/utorak	4344	4554	521	3695	1380	
Maj	I	6/ponedjeljak	4	5	6/ponedjeljak	12	279	12/nedjelja	1607	2403	317	1532	1188	
	II	13/ponedjeljak	1	5	6/ponedjeljak	17	472	12/nedjelja	1669	2376	305	1492	1189	
	I+II	13/ponedjeljak	2	11	6/ponedjeljak	17	722	12/nedjelja	3276	4778	622	3024	2377	
Juni	I	12/srijeda	3	3	15/subota	15	305	5/srijeda	2320	2351	364	1780	935	2715
	II	12/srijeda	2	6	28/petak	15	255	5/srijeda	2270	2313	353	1731	935	2666
	I+II	5/srijeda	2	17	15/subota	15	477	5/srijeda	4590	4664	717	3512	1870	5381
Juli	I	8/ponedjeljak	4	11	12/petak	19	298	9/utorak	2565	2529	476	2184	820	3005
	II	23/utorak	2	12	12/petak	13	312	9/utorak	2406	3889	2506	2105	835	2941
	I+II	17/srijeda	3	25	12/petak	18	553	9/utorak	4971	5035	910	4290	1655	5945
Avgust	I	21/srijeda	3	10	11/nedjelja	14	301	29/četvrtak	2909	3864	2750	2248	992	3241
	II	21/srijeda	1	11	18/nedjelja	18	290	27/utorak	2746	2726	473	2182	1017	3199
	I+II	27/utorak	2	25	4/nedjelja	19	521	27/utorak	5667	5476	964	4430	2009	6440
Septembar	I	15/nedjelja	4	4	21/subota	13	312	17/utorak	2477	2474	360	1910	924	2835
	II	8/nedjelja	4	9	1/nedjelja	16	264	17/utorak	2391	2464	334	1866	932	2798
	I+II	11/srijeda	3	19	14/subota	13	537	17/utorak	4868	4938	694	3776	1856	5633
Oktobar	I	6/nedjelja	4	5	20/nedjelja	18	270	16/srijeda	2417	2427	304	1950	781	
	II	1/utorak	2	6	20/nedjelja	17	270	16/srijeda	2357	2405	290	1898	797	
	I+II	1/utorak	2	19	20/nedjelja	18	540	16/srijeda	4774	4832	594	3848	1578	
Novembar	I	20/srijeda	2	2	9/subota	11	247	27/srijeda	1953	2265	254	1615	904	
	II	19/utorak	2	4	11/ponedjeljak	15	291	27/srijeda	1897	2236	256	1598	895	
	I+II	19/utorak	2	12	2/subota	12	473	27/srijeda	3850	4501	511	3213	1799	
Decembar	I	1/nedjelja	4	3	19/četvrtak	12	271	15/nedjelja	1973	2120	225	1683	661	
	II	11/srijeda	1	5	19/četvrtak	16	279	11/srijeda	2040	2111	245	1662	694	
	I+II	11/srijeda	2	12	19/četvrtak	12	515	15/nedjelja	4018	4231	470	3345	1355	
Godina	I	18.1/petak	2	2	21.9/subota	13	312	7.1/ponedjeljak	1496	2281	305	2550	2667	2952
	II	29.1/utorak	1	3	6.5/ponedjeljak	17	472	1.1/utorak	1374	2253	299	2488	2693	2904
	I+II	29.1/utorak	1	7	6.5/ponedjeljak	17	722	1.1/utorak	3043	4535	605	5038	5360	5855

BROJANJE VOZILA NA MREŽI PUTEVA U REPUBLICI SRPSKOJ – 2013. GODINA
VEHICLE COUNTING ON THE ROAD NETWORK OF THE REPUBLIC OF SRPSKA – YEAR 2013

TRAFFIC PARAMETERS

000028

Trnjaci / 8+520,00

M 18 / Rača - Gojsovac

Automatic counter number

Location / Mileage [km+m]

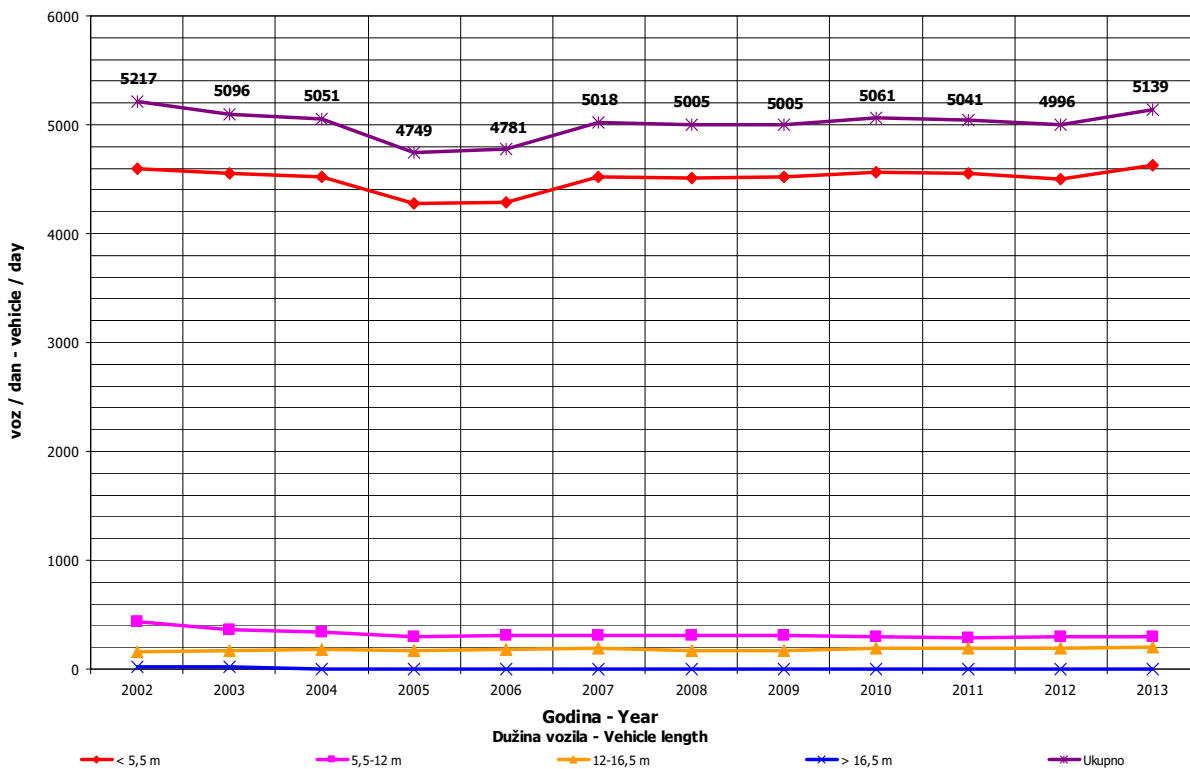
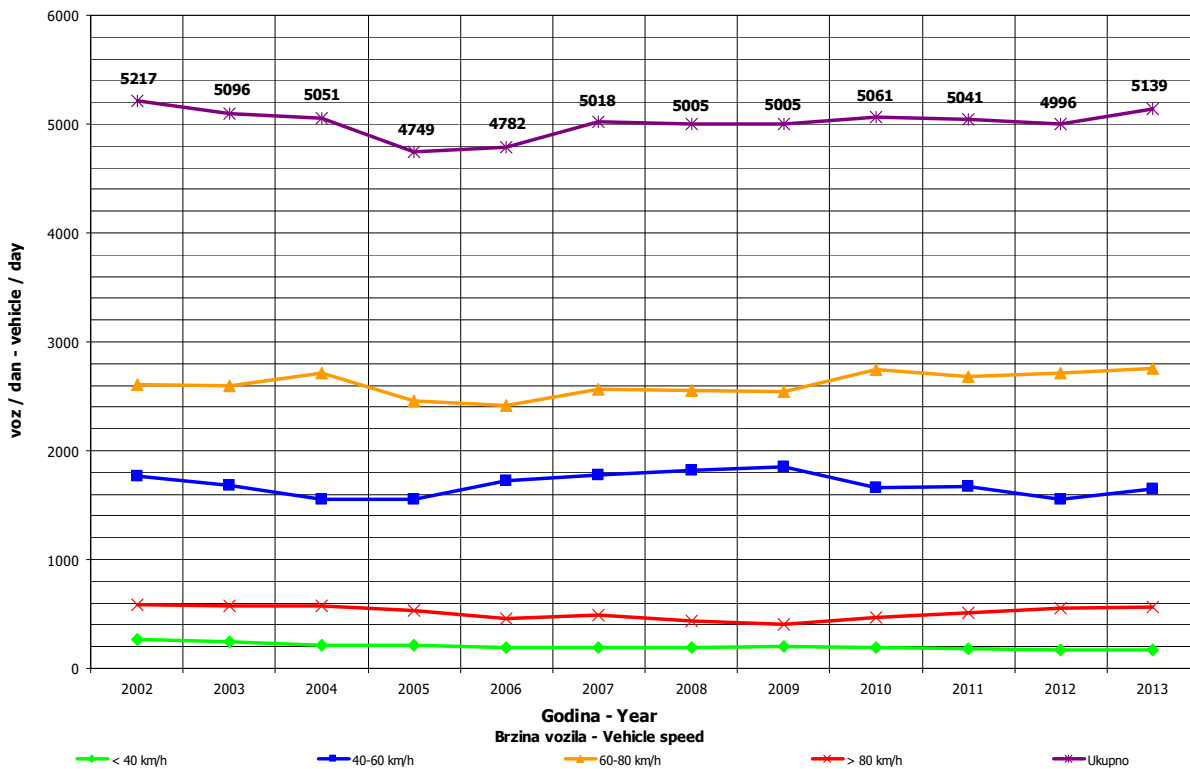
Road number / Section

Month	Direction	minimum hour		maximum hour		veh/h	minimum day		maximum day		day time average (5-21 h)	night average (21-05 h)	working day average	weekend average	summer average
		date/day	hour	veh/h	date/day		hour	veh/day	date/day	veh/day					
January	I	18/Friday	2	2	5/Saturday	14	301	7/Monday	1496	5/Saturday	1886	206	1231	861	
	II	29/Tuesday	1	3	8/Tuesday	16	271	1/Tuesday	1374	8/Tuesday	1842	215	1210	847	
	I+II	29/Tuesday	1	7	5/Saturday	14	525	1/Tuesday	3043	5/Saturday	3728	421	2442	1708	
February	I	7/Thursday	2	2	15/Friday	11	232	10/Sunday	1639	15/Friday	1825	179	1442	563	
	II	1/Friday	4	3	17/Sunday	14	217	21/Thursday	1797	17/Sunday	1797	200	1408	589	
	I+II	22/Friday	4	8	17/Sunday	14	378	10/Sunday	3454	17/Sunday	3622	379	2850	1151	
March	I	9/Saturday	3	2	31/Sunday	17	247	6/Wednesday	1564	22/Friday	2024	212	1502	734	
	II	12/Tuesday	2	3	28/Thursday	15	220	1/Friday	1601	30/Saturday	1961	219	1436	743	
	I+II	6/Wednesday	3	9	31/Sunday	17	467	6/Wednesday	3209	30/Saturday	3984	431	2938	1477	
April	I	10/Wednesday	2	3	27/Saturday	11	252	7/Sunday	2169	30/Tuesday	2288	263	1856	694	
	II	22/Monday	1	4	1/Monday	17	412	9/Tuesday	2132	1/Monday	2266	258	1839	686	
	I+II	22/Monday	1	9	1/Monday	15	536	9/Tuesday	4344	30/Tuesday	4554	521	3695	1380	
May	I	6/Monday	4	5	6/Monday	12	279	12/Sunday	1607	6/Monday	2403	317	1532	1188	
	II	13/Monday	1	5	6/Monday	17	472	12/Sunday	1669	6/Monday	2376	305	1492	1189	
	I+II	13/Monday	1	11	6/Monday	17	722	12/Sunday	3276	6/Monday	4747	622	3024	2377	
June	I	12/Wednesday	3	3	15/Saturday	15	305	5/Wednesday	2320	15/Saturday	2351	364	1780	935	2715
	II	12/Wednesday	2	6	28/Friday	15	255	5/Wednesday	2270	24/Monday	2313	353	1731	935	2666
	I+II	5/Wednesday	2	17	15/Saturday	15	477	5/Wednesday	4590	24/Monday	4664	717	3512	1870	5381
July	I	8/Monday	4	4	12/Friday	19	298	9/Tuesday	2565	12/Friday	2529	476	2184	820	3005
	II	23/Tuesday	2	12	12/Friday	13	312	9/Tuesday	2406	12/Friday	3889	434	2105	835	2941
	I+II	17/Wednesday	3	25	12/Friday	18	553	9/Tuesday	4971	12/Friday	5035	910	4290	1655	5945
August	I	21/Wednesday	3	10	11/Sunday	14	301	29/Thursday	2909	2/Friday	2750	491	2248	992	3241
	II	21/Wednesday	1	11	18/Sunday	18	290	27/Tuesday	2746	4/Sunday	2726	473	2182	1017	3199
	I+II	27/Tuesday	2	25	4/Sunday	19	521	27/Tuesday	5667	2/Friday	7434	964	4430	2009	6440
September	I	15/Sunday	4	4	21/Saturday	13	312	17/Tuesday	2477	1/Sunday	2474	360	1910	924	2835
	II	8/Sunday	4	9	1/Sunday	16	264	17/Tuesday	2391	1/Sunday	2464	334	1866	932	2798
	I+II	11/Wednesday	3	19	14/Saturday	13	537	17/Tuesday	4868	1/Sunday	4938	694	3776	1856	5633
October	I	6/Sunday	4	5	20/Sunday	18	270	16/Wednesday	2417	12/Saturday	2427	304	1950	781	
	II	1/Tuesday	2	6	20/Sunday	17	270	16/Wednesday	2357	12/Saturday	2405	290	1898	797	
	I+II	1/Tuesday	2	19	20/Sunday	18	540	16/Wednesday	4774	12/Saturday	4832	594	3848	1578	
November	I	20/Wednesday	2	2	9/Saturday	11	247	27/Wednesday	1953	2/Saturday	2265	254	1615	904	
	II	19/Tuesday	2	4	11/Monday	15	291	27/Wednesday	1897	2/Saturday	2236	256	1598	895	
	I+II	19/Tuesday	2	12	2/Saturday	12	473	27/Wednesday	3850	2/Saturday	4501	511	3213	1799	
December	I	1/Sunday	4	3	19/Thursday	12	271	15/Sunday	1973	19/Thursday	2120	225	1683	661	
	II	11/Wednesday	1	5	19/Thursday	16	279	11/Wednesday	2040	19/Thursday	2111	245	1662	694	
	I+II	11/Wednesday	2	12	19/Thursday	12	515	15/Sunday	4018	19/Thursday	4231	470	3345	1355	
Year	I	18.1/Friday	2	2	21.9/Saturday	13	312	15/Sunday	1496	12.7/Friday	2281	305	2550	2667	2952
	II	29.1/Tuesday	1	3	6.5/Monday	17	472	7.1/Monday	1374	6.5/Monday	2253	299	2488	2693	2904
	I+II	29.1/Tuesday	1	7	6.5/Monday	17	722	1.1/Tuesday	3043	6.5/Monday	4535	605	5038	5360	5855

GODIŠNJA NERAVNOMJERNOST SAOBRAĆAJNOG TOKA TRAFFIC FLOW ANNUAL VARIATION

Automatski brojač broj - Automatic counter number
 Lokalizet - Location / Stacionaža - Mileage [km+m]
 Broj puta - Road number / Dionica - Section

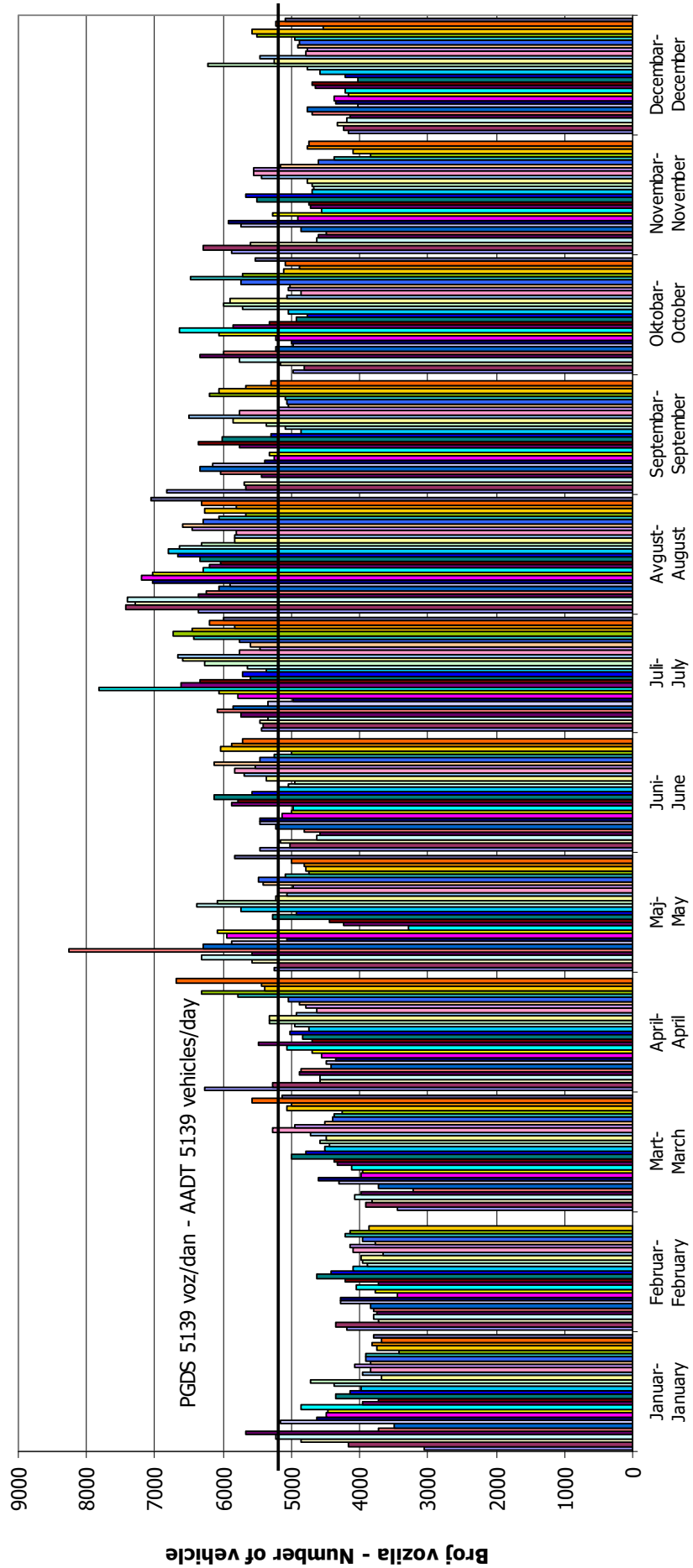
000028
 Trnjaci / 8+520,00
 M 18 / Rača - Gojsovac



DNEVNA NERAVNOMJERNOST SAOBRAĆAJNOG TOKA
TRAFFIC FLOW DAILY VARIATION

Automatski brojač broj - Automatic counter number
 Lokalityet - Location / Stacionaža - Mileage [km+tm]
 Broj puta - Road number/ Dionica - Section

000028
 Trnjaci / 8+520,00
 M 18 / Rača - Gojsovac



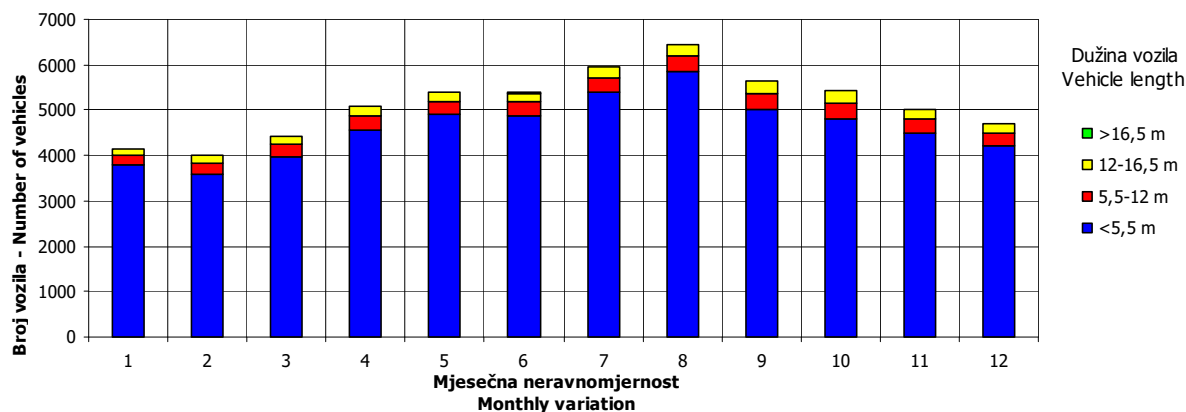
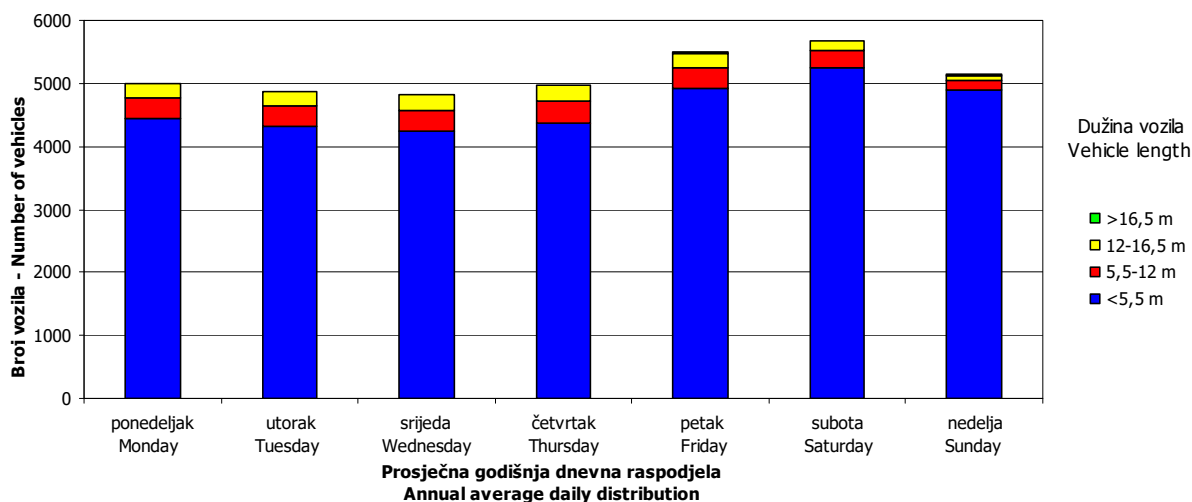
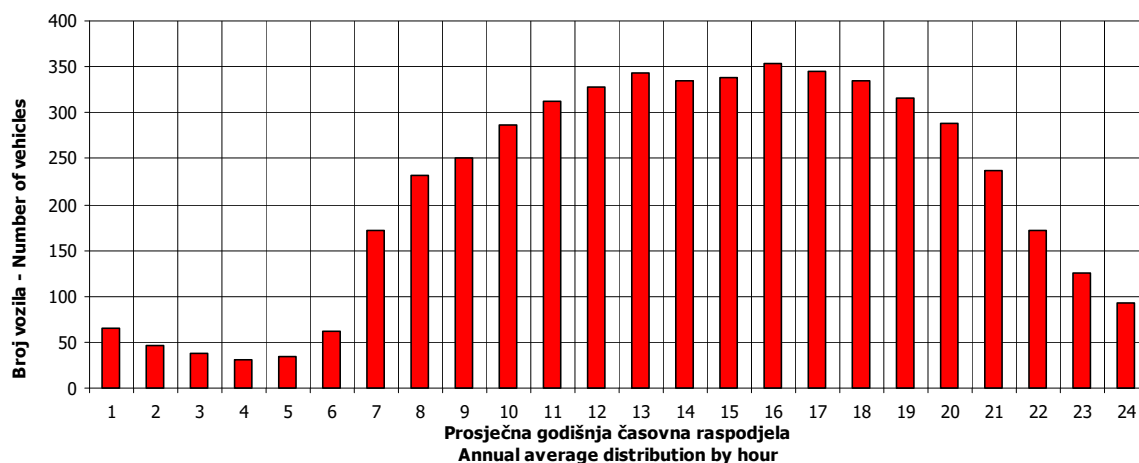
Dani / Mjeseci - Days / Months

VREMENSKA RASPODJELA SAOBRAĆAJNOG TOKA TRAFFIC FLOW TIME DISTRIBUTION

Automatski brojač broj - Automatic counter number
 Lokalizet - Location / Stacionaža - Mileage [km+m]
 Broj puta - Road number / Dionica - Section

000028
 Trnjaci / 8+520,00
 M 18 / Rača - Gojsovac

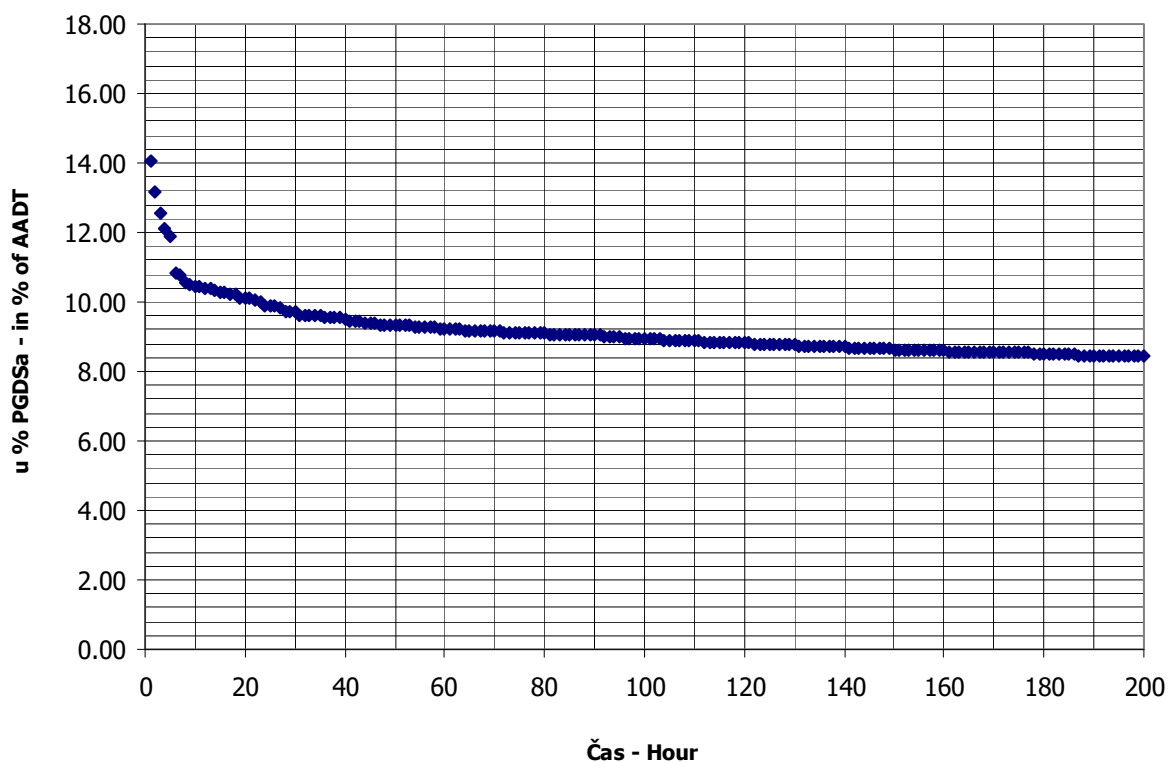
PGDS 5139 voz/dan AADT 5139 veh/day



SATNA DISTRIBUCIJA SAOBRAĆAJNOG TOKA TRAFFIC FLOW HOURLY DISTRIBUTION

Automatski brojač broj - Automatic counter number 000028
 Lokalizet - Location / Stacionaža - Mileage [km+m] Trnjaci / 8+520,00
 Broj puta - Road number / Dionica - Section M 18 / Rača - Gojsovac

PGDS - AADT	5139 voz/dan - veh/day							
Čas - Hour	Maksimalni vršni sat - Maximum peak hour	10	20	30	40	50	100	200
Sat u danu - Hour of day	17	15	17	19	15	11	16	15
Sat u godini - Hour in year	3017	2175	5849	3019	4623	7163	5752	5895
Dan - Day of week	ponedeljak - Monday	ponedeljak - Monday	nedelja - Sunday	ponedeljak - Monday	petak - Friday	subota - Saturday	srijeda - Wednesday	utorak - Tuesday
Datum - Date	6	1	1	6	12	26	28	3
Mjesec - Month	maj - May	april - April	septembar - September	maj - May	juli - July	oktobar - October	avgust - August	septembar - September
Vrijednost - Value	722	536	519	495	484	480	459	434
% - percent	14.05	10.43	10.10	9.63	9.42	9.34	8.93	8.44



AUTOMATSKI BROJAČ UNIŠTEN
AUTOMATIC COUNTER DESTROYED

BROJANJE VOZILA NA MREŽI PUTEVA U REPUBLICI SRPSKOJ – 2013. GODINA
VEHICLE COUNTING ON THE ROAD NETWORK OF THE REPUBLIC OF SRPSKA – YEAR 2013

MJESEČNI BROJ VOZILA
MONTHLY NUMBER OF VEHICLES

Automatski brojač broj - Automatic counter number
 Lokalitet - Location / Stacionaža - Mileage [km+m]
 Broj puta - Road number / Dionica - Section

000030
 Kojčinovac / 8+020,00
 M 14.1 / Bijeljina 8 - Glavičice

	Mjesec - Month											
	Januar- January	Februar- February	Mart- March	April- April	Maj- May	Jun- June	Juli- July	August- August	Septembar- September	Oktober- October	Novembar- November	Decembar- December
1	6347	6483	6179	7604	7531	7667	7682	9307	7712	7452	8382	5900
2	7090	6231	6552	7041	6975	6938	8073	10816	8214	7700	8423	6968
3	6616	4480	5270	7719	7813	7600	7462	10079	7707	7610	6531	6898
4	6650	6161	6494	7446	8634	7237	7433	9010	7739	8445	7923	6620
5	7509	6240	6747	7945	6843	7492	8299	9739	7980	8221	7344	6509
6	6221	6000	6026	7503	8323	8023	7943	10482	8433	7329	7141	7241
7	5914	6102	6502	6126	8811	7980	6973	9315	8010	7582	7244	6509
8	7140	6714	7320	7094	9657	7736	8041	9239	7205	7452	8246	5808
9	6325	6119	7740	7105	7305	7688	7759	9837	7786	7508	7670	6742
10	6302	4989	5415	6946	9637	7621	7894	9977	7927	7701	6363	6934
11	7056	6393	6662	7368	7729	7337	8417	9031	8062	8446	7573	6629
12	6355	6545	6684	7615	7209	7228	9096	9470	7759	8214	7345	6497
13	5194	6197	6489	7273	6250	8301	8587	9622	8149	6962	7261	7125
14	6262	6522	6356	6640	7200	8252	7877	9035	8275	8044	7378	6553
15	6900	7177	6657	7217	7238	7973	8296	9233	7070	7450	7756	6558
16	7635	6648	6409	7149	7310	7609	8327	9282	7909	7633	7332	7040
17	7111	5224	5895	7209	8018	7822	8066	9052	8355	7588	6253	6943
18	6553	6326	6458	7298	8008	7493	8335	8269	7636	8383	7057	7077
19	5747	6599	6836	7526	7117	7191	9081	9459	7732	8147	7121	8125
20	4765	6330	6495	7661	8076	7287	9073	8509	8284	7073	7214	7938
21	6470	6149	6474	6509	7927	7818	8811	8450	8320	7728	7513	7617
22	6220	6582	7122	7311	7348	7740	8868	8297	6962	7441	7848	6113
23	6409	6266	6598	7385	7311	6946	8085	9095	8141	7787	7644	7706
24	7405	4962	5577	7185	8048	7755	7927	8268	8384	7708	6595	7190
25	6311	6310	6782	7847	7608	7956	8632	7634	7706	8195	7393	7780
26	5744	6772	6626	7755	6471	7521	9174	8418	7946	7712	7348	7918
27	4434	5980	6561	8350	7338	7470	8968	8553	8452	7230	6594	8551
28	6201	5961	6830	7133	7332	8399	8000	8690	8451	7436	6479	7483
29	6223		7514	8704	7190	7633	8914	8336	6932	7420	7190	6181
30	6090		6827	8554	7519	6543	9200	9164	7875	7341	6945	7253
31	6315		6319		8088		8887	8496		8314		8269
Ukupno- Total	197514	172462	202416	222218	237864	228256	258180	282164	237113	239252	219106	218675
Prosje- Average	6371	15678	6530	7407	7673	7609	8328	9102	7904	7718	7304	7054
Godišnji prosjek (PGDS) - Annual average (AADT)												7439

BROJANJE VOZILA NA MREŽI PUTEVA U REPUBLICI SRPSKOJ – 2013. GODINA
VEHICLE COUNTING ON THE ROAD NETWORK OF THE REPUBLIC OF SRPSKA – YEAR 2013

STRUKTURA SAOBRAĆAJNOG TOKA
TRAFFIC FLOW COMPOSITION

Automatski brojač broj - Automatic counter number
 Lokalizet - Location / Stacionaža - Mileage [km+m]
 Broj puta - Road number / Dionica - Section

000030
 Kojčinovac / 8+020,00
 M 14.1 / Bijeljina 8 - Glavičice

Mjesec - Month	Smjer - Direction	Dužina vozila - Vehicle length								Ukupno - Total
		< 5,5 m	(%)	5,5 - 12 m	(%)	12 - 16,5 m	(%)	< 16,5 m	(%)	
Januar - January	I	91674	94.9	4062	4.2	838	0.9	18	0.0	96592
	II	95355	94.5	4674	4.6	863	0.9	30	0.0	100922
	ukupno - total	187029	94.7	8736	4.4	1701	0.9	48	0.0	197514
Februar - February	I	82048	94.0	4283	4.9	900	1.0	11	0.0	87242
	II	79731	93.6	4573	5.4	888	1.0	28	0.0	85220
	ukupno - total	161779	93.8	8856	5.1	1788	1.0	39	0.0	172462
Mart - March	I	98867	94.0	5143	4.9	1135	1.1	10	0.0	105155
	II	91030	93.6	5232	5.4	977	1.0	22	0.0	97261
	ukupno - total	189897	93.8	10375	5.1	2112	1.0	32	0.0	202416
April - April	I	103065	93.8	5404	4.9	1366	1.2	24	0.0	109859
	II	105582	94.0	5568	5.0	1186	1.1	23	0.0	112359
	ukupno - total	208647	93.9	10972	4.9	2552	1.1	47	0.0	222218
Maj - May	I	111977	94.7	5101	4.3	1184	1.0	17	0.0	118279
	II	112154	93.8	6098	5.1	1311	1.1	22	0.0	119585
	ukupno - total	224131	94.2	11199	4.7	2495	1.0	39	0.0	237864
Juni - June	I	111060	94.3	5375	4.6	1300	1.1	20	0.0	117755
	II	103653	93.8	5667	5.1	1154	1.0	27	0.0	110501
	ukupno - total	214713	94.1	11042	4.8	2454	1.1	47	0.0	228256
Juli - July	I	124027	94.1	6312	4.8	1506	1.1	20	0.0	131865
	II	118827	94.1	6163	4.9	1307	1.0	18	0.0	126315
	ukupno - total	242854	94.1	12475	4.8	2813	1.1	38	0.0	258180
Avgust - August	I	135207	94.2	6846	4.8	1536	1.1	18	0.0	143607
	II	130078	93.9	6968	5.0	1487	1.1	24	0.0	138557
	ukupno - total	265285	94.0	13814	4.9	3023	1.1	42	0.0	282164
Septembar - September	I	111828	93.4	6447	5.4	1451	1.2	21	0.0	119747
	II	108963	92.8	7020	6.0	1370	1.2	13	0.0	117366
	ukupno - total	220791	93.1	13467	5.7	2821	1.2	34	0.0	237113
Oktobar - October	I	114991	93.1	6935	5.6	1607	1.3	28	0.0	123561
	II	106423	92.0	7726	6.7	1510	1.3	32	0.0	115691
	ukupno - total	221414	92.5	14661	6.1	3117	1.3	60	0.0	239252
Novembar - November	I	102792	93.4	5966	5.4	1293	1.2	42	0.0	110093
	II	100949	92.6	6799	6.2	1239	1.1	26	0.0	109013
	ukupno - total	203741	93.0	12765	5.8	2532	1.2	68	0.0	219106
Decembar - December	I	104762	94.0	5459	4.9	1160	1.0	23	0.0	111404
	II	100289	93.5	5927	5.5	1033	1.0	22	0.0	107271
	ukupno - total	205051	93.8	11386	5.2	2193	1.0	45	0.0	218675
Ukupno (godišnje) - Total (annual)	I	1292298	94.0	67333	4.9	15276	1.1	252	0.0	1375159
	II	1253034	93.5	72415	5.4	14325	1.1	287	0.0	1340061
	ukupno - total	2545332	93.7	139748	5.1	29601	1.1	539	0.0	2715220
Prosjek (PGDS) - Average (AADT)	I	3541	94.0	184	4.9	42	1.1	1	0.0	3768
	II	3433	93.5	198	5.4	39	1.1	1	0.0	3671
	ukupno - total	6974	93.7	383	5.1	81	1.1	1	0.0	7439

BRONANJE VOZILA NA MREŽI PUTEVA U REPUBLICI SRPSKOJ – 2013. GODINA
VEHICLE COUNTING ON THE ROAD NETWORK OF THE REPUBLIC OF SRPSKA – YEAR 2013

SAOBRAĆAJNI POKAZATELJI

000030
 Kočinovac / 8+020,00
 M 14.1 / Bijeljina 8 - Glavičice

Automatski brojač broj
 Lokalizirano / Stacionarno [km+m]
 Broj puta / Dionica

Mjesec	Smjer	minimalni čas		maksimalni čas		minimalni dan		maksimalni dan		dnevni prosjek (05-21 h)	noćni prosjek (21-05 h)	prosjek radnim danom	prosjek vikendom	ljetni prosjek
		datum/dan	čas	voz/h	voz/dan	datum/dan	voz/dan	datum/dan	voz/dan					
Januar	I	15/utorak	3	3	4/petak	15	354	1/utorak	2185	4147	2810	1969	1147	
	II	9/srijeda	3	3	1/utorak	12	395	27/nedjelja	1987	4251	2965	291	1890	1366
	I+II	22/utorak	2	9	5/subota	12	687	27/nedjelja	4434	7635	5775	3858	2513	
Februar	I	13/srijeda	3	3	15/petak	15	334	10/nedjelja	2276	3655	2842	274	2317	799
	II	4/ponedjeljak	2	0	16/subota	12	293	3/nedjelja	2122	3522	2822	222	2239	805
	I+II	4/ponedjeljak	2	9	16/subota	12	581	3/nedjelja	4480	7177	5664	496	4555	1604
Mart	I	6/srijeda	2	4	9/subota	9	456	17/nedjelja	2807	4576	3064	328	2336	1056
	II	19/utorak	1	2	18/ponedjeljak	7	314	3/nedjelja	2329	3580	2883	254	2174	964
	I+II	6/srijeda	2	10	9/subota	10	669	3/nedjelja	5270	7740	5947	583	4510	2019
April	I	2/utorak	2	3	26/petak	17	351	7/nedjelja	2875	4660	3285	377	2728	934
	II	3/srijeda	3	6	29/ponedjeljak	16	350	7/nedjelja	3251	4621	3403	342	2773	973
	I+II	3/srijeda	3	14	1/ponedjeljak	15	642	7/nedjelja	6126	8704	6689	719	5501	1907
Maj	I	29/srijeda	2	6	6/ponedjeljak	12	429	13/ponedjeljak	2758	4919	3366	449	2251	1564
	II	30/četvrtak	1	5	10/petak	16	388	26/nedjelja	3274	5244	3456	402	2275	1583
	I+II	14/utorak	2	9	10/petak	17	728	13/ponedjeljak	6250	9657	6822	851	4526	3147
Juni	I	12/srijeda	2	20	13/četvrtak	12	387	30/nedjelja	3411	4601	3463	462	2650	1275
	II	20/četvrtak	3	5	10/ponedjeljak	7	323	30/nedjelja	3132	4339	3239	444	2476	1208
	I+II	20/četvrtak	3	18	13/četvrtak	12	632	30/nedjelja	6543	8399	6702	906	5126	2482
Juli	I	17/srijeda	2	11	30/utorak	15	367	7/nedjelja	3477	4955	3670	584	3168	1086
	II	24/srijeda	3	7	25/četvrtak	12	341	7/nedjelja	3496	4569	3529	546	3024	1051
	I+II	24/srijeda	3	23	30/utorak	11	622	7/nedjelja	6973	9200	7199	1130	6192	2137
Avgust	I	27/utorak	2	11	2/petak	20	463	25/nedjelja	3672	6215	3975	658	3346	1287
	II	28/srijeda	2	7	6/utorak	11	390	25/nedjelja	3962	5721	3869	600	3182	1288
	I+II	29/četvrtak	3	23	3/subota	12	713	25/nedjelja	7634	10816	7844	1258	6527	2575
Septembar	I	24/utorak	2	4	27/petak	15	369	29/nedjelja	3394	4713	3590	402	2849	1143
	II	5/četvrtak	2	6	24/utorak	20	418	22/nedjelja	3533	4534	3504	409	2757	1155
	I+II	18/srijeda	2	18	27/petak	15	649	29/nedjelja	6932	8452	7093	810	5606	2298
Oktobar	I	29/utorak	2	6	12/subota	17	366	6/nedjelja	3512	4459	3605	381	2968	1018
	II	15/utorak	1	4	6/nedjelja	18	337	13/nedjelja	3330	4141	3388	344	2786	946
	I+II	15/utorak	1	15	12/subota	12	642	13/nedjelja	6962	8446	6993	725	5754	1964
Novembar	I	4/ponedjeljak	3	4	8/petak	16	405	27/srijeda	2913	4514	3337	333	2500	1170
	II	21/četvrtak	3	4	23/subota	16	341	28/četvrtak	3188	4224	3338	296	2428	1206
	I+II	7/četvrtak	3	12	2/subota	12	655	17/nedjelja	6253	8423	6675	628	4928	2376
Decembar	I	4/srijeda	2	3	19/četvrtak	12	413	15/nedjelja	2613	4612	3257	337	2655	939
	II	5/četvrtak	4	4	31/utorak	12	395	30/ponedjeljak	2741	4162	3192	268	2505	956
	I+II	5/četvrtak	3	10	31/utorak	12	782	8/nedjelja	5808	8551	6449	605	5160	1894
Godina	I	15.1/utorak	3	3	2.8/petak	20	463	1.1/utorak	2185	6215	3359	409	3865	3557
	II	4.2/ponedjeljak	2	0	24.9/utorak	20	418	27.1/nedjelja	1987	5721	3302	369	3714	3578
	I+II	22.1/utorak	2	9	31.12/utorak	12	782	27.1/nedjelja	4434	10816	6661	778	7579	7135

BROJANJE VOZILA NA MREŽI PUTEVA U REPUBLICI SRPSKOJ – 2013. GODINA
VEHICLE COUNTING ON THE ROAD NETWORK OF THE REPUBLIC OF SRPSKA – YEAR 2013

TRAFFIC PARAMETERS

000030

Automatic counter number
 Location / Mileage [km+m]
 Road number / Section

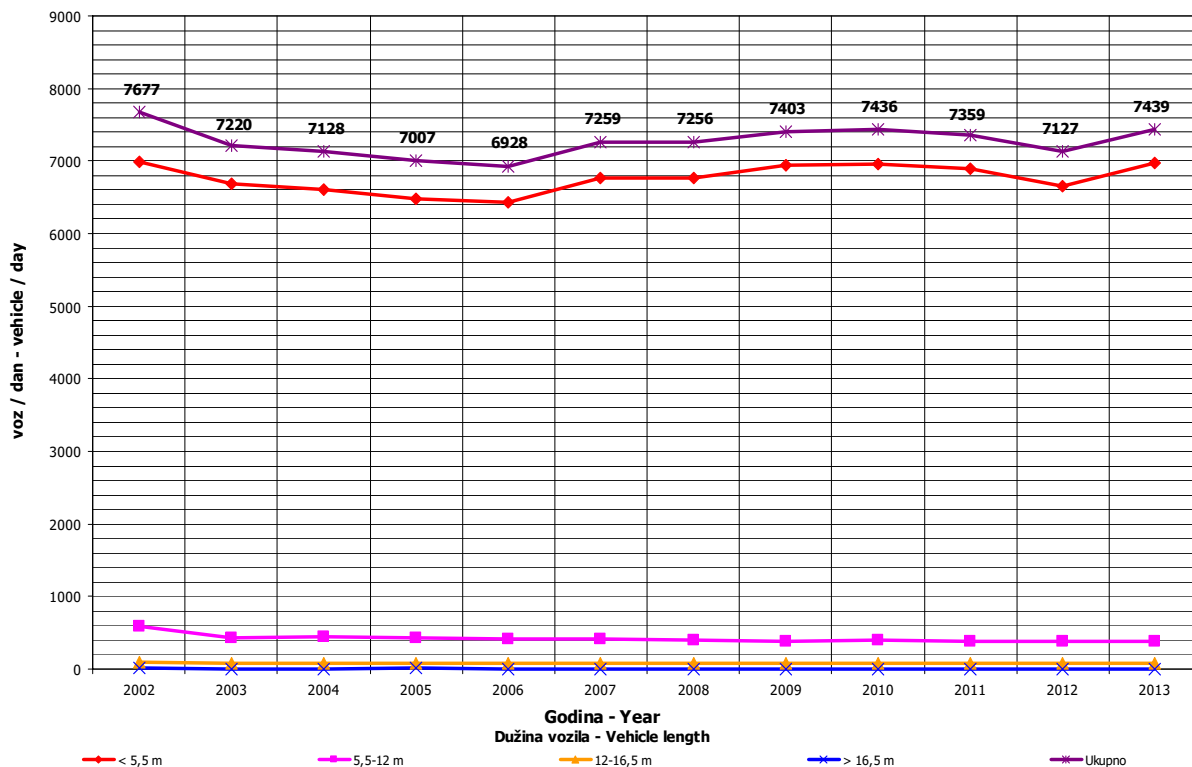
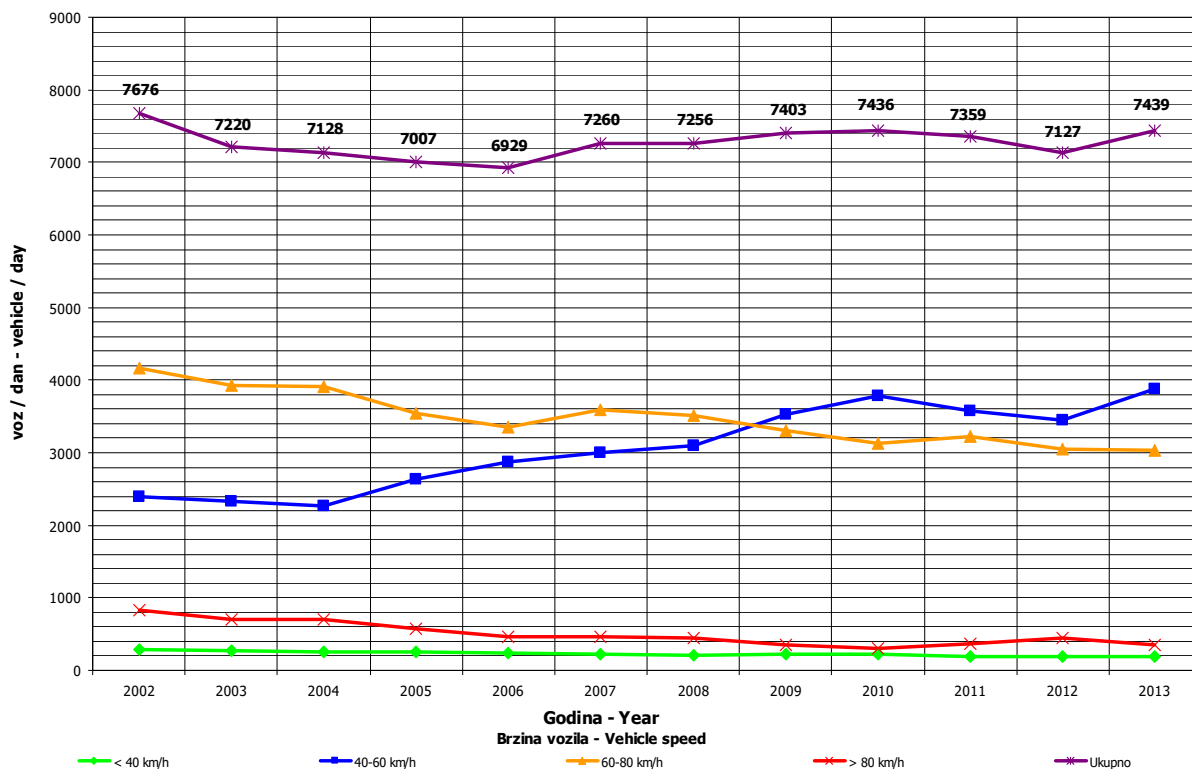
Kojčinovac / 8+020,00
 M 14.1 / Bijeljina 8 - Glavičice

Month	Direction	minimum hour		maximum hour		veh/h		veh/day		veh/day		veh/day		day time average (5-21 h)	night average (21-05 h)	working day average	weekend average	summer average
		date/day	hour	date/day	hour	veh/h	veh/day	date/day	veh/day	date/day	veh/day	date/day	veh/day					
January	I	15/Tuesday	3	4/Friday	15	354	2185	4147	2810	305	1969	1147						
	II	9/Wednesday	3	1/Tuesday	12	395	1987	4251	2965	291	1890	1366						
	I+II	22/Tuesday	2	5/Saturday	12	687	4434	7635	5775	596	3858	2513						
February	I	13/Wednesday	3	15/Friday	15	334	2276	3655	2842	274	2317	799						
	II	4/Monday	2	16/Saturday	12	293	2122	3522	2822	222	2239	805						
	I+II	6/Wednesday	2	9/Saturday	12	581	4480	7177	5664	496	4555	1604						
March	I	19/Tuesday	1	18/Monday	7	314	2329	3580	2883	254	2174	964						
	II	6/Wednesday	2	9/Saturday	10	669	5270	7740	5947	583	4510	2019						
	I+II	2/Tuesday	2	26/Friday	17	351	2875	4660	3285	377	2728	934						
April	I	3/Wednesday	3	29/Monday	16	350	3251	4621	3403	342	2773	973						
	II	3/Wednesday	3	1/Monday	15	642	6126	8704	6689	719	5501	1907						
	I+II	29/Wednesday	2	6/Monday	12	429	2758	4919	3366	449	2251	1564						
May	I	30/Thursday	1	10/Friday	16	388	3274	5244	3456	402	2275	1583						
	II	14/Tuesday	2	10/Friday	17	728	6250	9657	6822	851	4526	3147						
	I+II	12/Wednesday	2	13/Thursday	12	387	3411	4601	3463	462	2650	1275						
June	I	20/Thursday	3	10/Monday	7	323	3132	4339	3239	444	2476	1208						
	II	20/Thursday	3	13/Thursday	12	632	6543	8399	6702	906	5126	2482						
	I+II	17/Wednesday	2	30/Thursday	15	367	3477	4955	3670	584	3168	1086						
July	I	24/Wednesday	3	25/Thursday	12	341	3496	4569	3529	546	3024	1051						
	II	24/Wednesday	3	30/Thursday	11	622	6973	9200	7199	1130	6192	2137						
	I+II	27/Tuesday	2	2/Friday	20	463	3672	6215	3975	658	3346	1287						
August	I	28/Wednesday	2	6/Tuesday	11	390	3962	5721	3869	600	3182	1288						
	II	29/Thursday	3	3/Saturday	12	713	7634	10816	7844	1258	6527	2575						
	I+II	24/Tuesday	2	27/Friday	15	369	3394	4713	3590	402	2849	1143						
September	I	5/Thursday	2	24/Tuesday	20	418	3533	4534	3504	409	2757	3912						
	II	18/Wednesday	2	27/Friday	15	649	6932	8452	7093	810	5606	2298						
	I+II	29/Tuesday	2	6/Sunday	17	366	3512	4459	3605	381	2968	1018						
October	I	15/Tuesday	1	6/Sunday	18	337	3330	4141	3388	344	2786	946						
	II	15/Tuesday	1	12/Saturday	12	642	6962	8446	6993	725	5754	1964						
	I+II	4/Monday	3	8/Friday	16	405	2913	4514	3337	333	2500	1170						
November	I	21/Thursday	3	23/Saturday	16	341	3188	4224	3338	296	2428	1206						
	II	7/Thursday	3	2/Saturday	12	655	6253	8423	6675	628	4928	2376						
	I+II	4/Wednesday	2	19/Thursday	12	413	2613	4612	3257	337	2655	939						
December	I	5/Thursday	4	31/Tuesday	12	395	2741	4162	3192	268	2505	956						
	II	5/Thursday	3	31/Tuesday	12	782	5808	8551	6449	605	5160	1894						
	I+II	15.1/Tuesday	3	2.8/Friday	20	463	2185	6215	3359	409	3865	4205						
Year	I	15.1/Tuesday	2	24.9/Tuesday	20	418	1987	5721	3302	369	3714	4039						
	II	4.2/Monday	2	31.12/Tuesday	12	782	4434	10816	6661	778	7579	8244						
	I+II	22.1/Tuesday	2	31.12/Tuesday	12	782	4434	10816	6661	778	7579	8244						

GODIŠNJA NERAVNOMJERNOST SAOBRAĆAJNOG TOKA TRAFFIC FLOW ANNUAL VARIATION

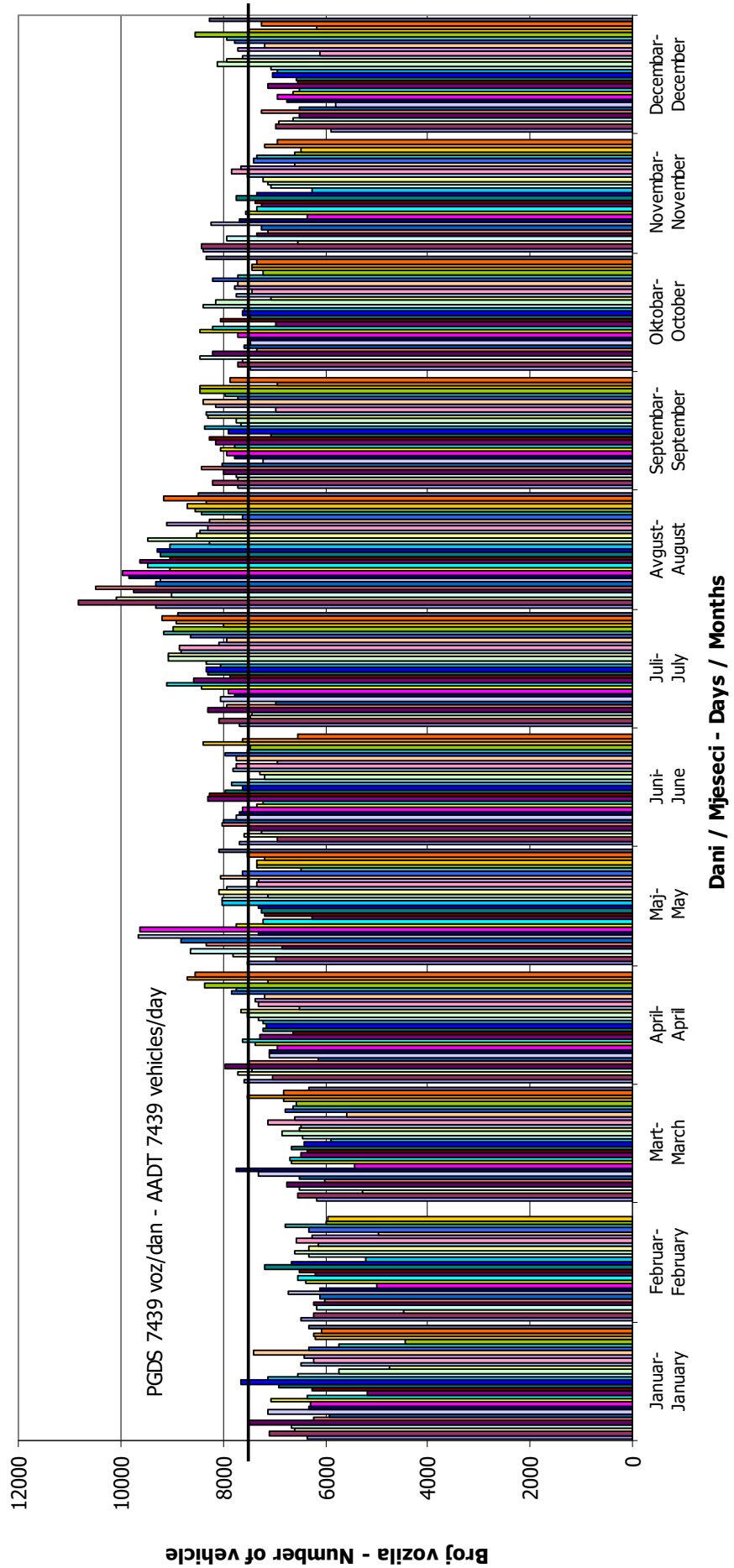
Automatski brojač broj - Automatic counter number
 Lokalizet - Location / Stacionaža - Mileage [km+m]
 Broj puta - Road number / Dionica - Section

000030
 Kojčinovac / 8+020,00
 M 14.1 / Bijeljina 8 - Glavičice



**DNEVNA NERAVNOMJERNOST SAOBRAĆAJNOG TOKA
 TRAFFIC FLOW DAILY VARIATION**

Automatski brojač broj - Automatic counter number 000030
 Lokalizet - Location / Stacionaža - Mileage [km+tm] Kočinovac / 8+020,00
 Broj puta - Road number/ Dionica - Section M 14.1 / Bijeljina 8 - Glavičice

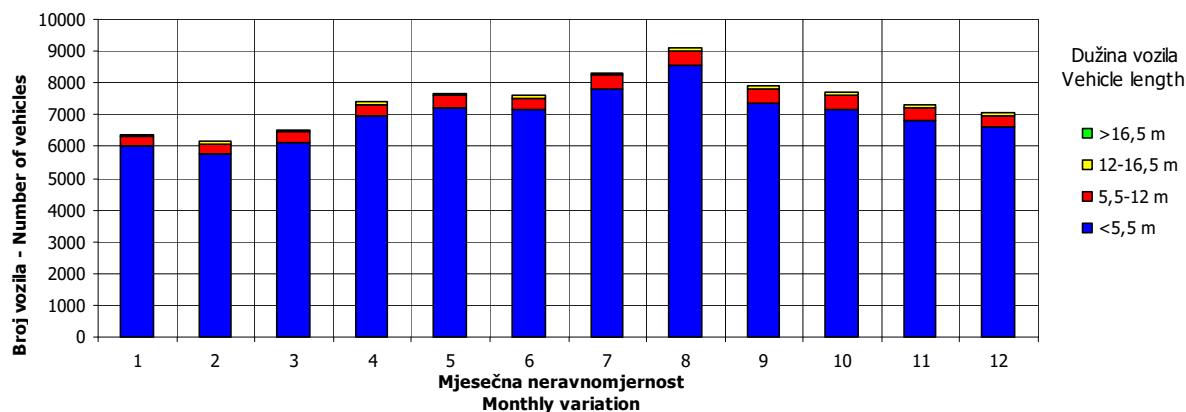
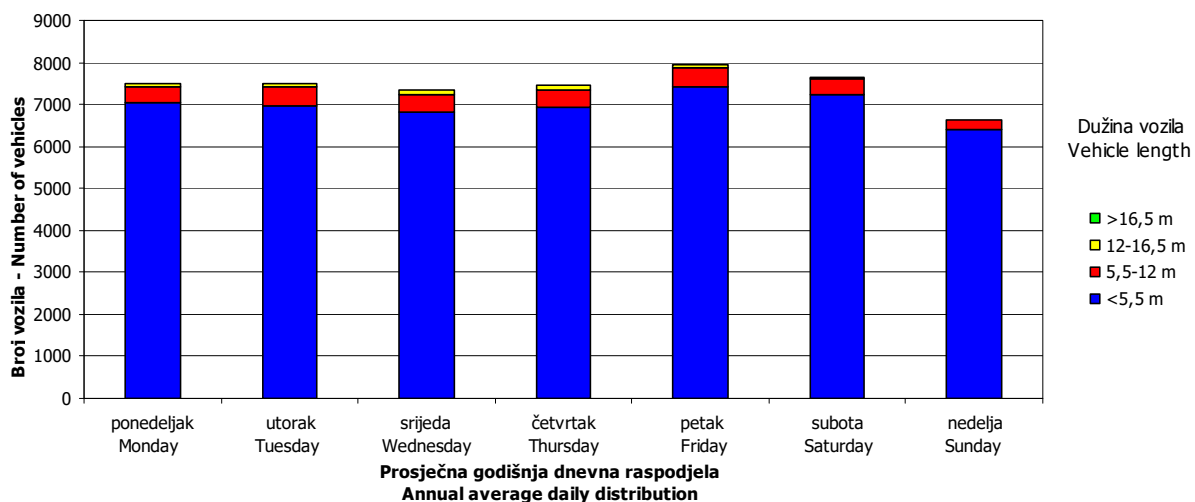
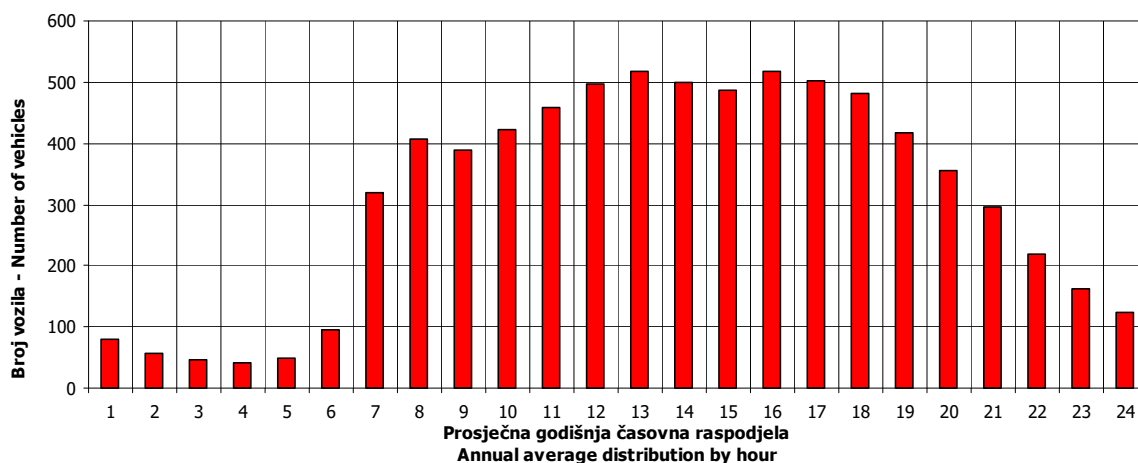


VREMENSKA RASPODJELA SAOBRAĆAJNOG TOKA TRAFFIC FLOW TIME DISTRIBUTION

Automatski brojač broj - Automatic counter number
 Lokalizet - Location / Stacionaža - Mileage [km+m]
 Broj puta - Road number / Dionica - Section

000030
 Kojčinovac / 8+020,00
 M 14.1 / Bijeljina 8 - Glavičice

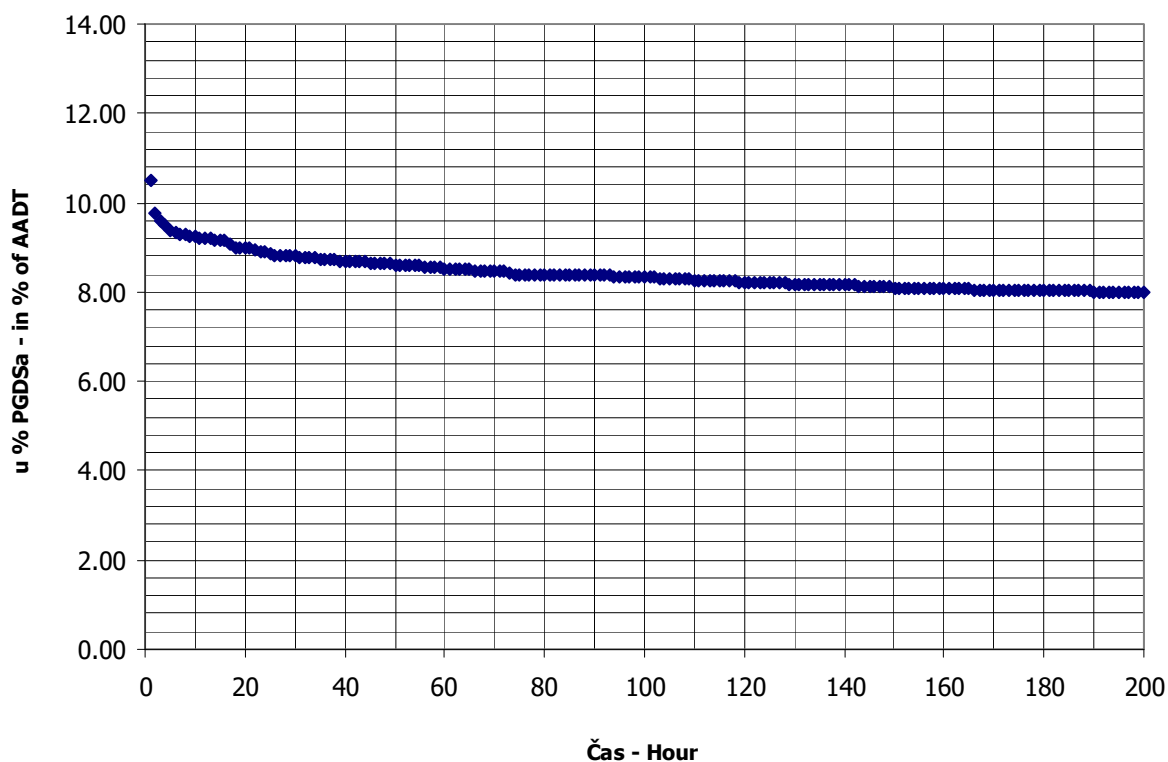
PGDS 7439 voz/dan AADT 7439 veh/day



SATNA DISTRIBUCIJA SAOBRAĆAJNOG TOKA TRAFFIC FLOW HOURLY DISTRIBUTION

Automatski brojač broj - Automatic counter number 000030
 Lokalizet - Location / Stacionaža - Mileage [km+m] Kojčinovac / 8+020,00
 Broj puta - Road number / Dionica - Section M 14.1 / Bijeljina 8 - Glavičice

PGDS - AADT	7439 voz/dan - veh/day							
Čas - Hour	Maksimalni vršni sat - Maximum peak hour	10	20	30	40	50	100	200
Sat u danu - Hour of day	12	16	15	12	12	15	12	12
Sat u godini - Hour in year	8748	3112	8655	3012	8460	5799	6228	7788
Dan - Day of week	utorak - Tuesday	petak - Friday	petak - Friday	ponedeljak - Monday	četvrtak - Thursday	petak - Friday	utorak - Tuesday	četvrtak - Thursday
Datum - Date	31	10	27	6	19	30	17	21
Mjesec - Month	decembar - December	maj - May	decembar - December	maj - May	decembar - December	avgust - August	septembar - September	novembar - November
Vrijednost - Value	782	686	669	654	646	641	619	595
% - percent	10.51	9.22	8.99	8.79	8.68	8.62	8.32	8.00



BROJANJE VOZILA NA MREŽI PUTEVA U REPUBLICI SRPSKOJ – 2013. GODINA
VEHICLE COUNTING ON THE ROAD NETWORK OF THE REPUBLIC OF SRPSKA – YEAR 2013

MJESEČNI BROJ VOZILA
MONTHLY NUMBER OF VEHICLES

Automatski brojač broj - Automatic counter number
 Lokalitet - Location / Stacionaža - Mileage [km+m]
 Broj puta - Road number / Dionica - Section

000031
 Tršić / 16+160,00
 M 19 / Šepak - Karakaj 3

	Mjesec - Month											
	Januar- January	Februar- February	Mart- March	April- April	Maj- May	Jun- June	Juli- July	August- August	Septembar- September	Oktoibar- October	Novembar- November	Decembar- December
1	4440	5515	5810	5791	5266	6356	6289	7325	6792	5852	7350	4078
2	5256	4891	5401	5397	5821	5389	6287	8686	6680	5831	6764	5168
3	6265	3944	5077	5476	5540	6247	6263	7913	6035	6170	6046	5102
4	7145	4841	5445	5574	6889	5605	6095	8023	6175	6794	5885	5420
5	6500	4685	5112	6216	6341	5541	6958	8329	6382	6547	5646	4909
6	3921	4753	5153	5524	9306	5587	6637	7632	7099	6041	5687	5753
7	4443	4872	5603	5006	7507	6392	6153	7260	6354	6086	5735	5197
8	6236	5308	6975	5616	6941	5851	6501	7484	6250	5763	7177	4523
9	5040	4738	7574	5341	5344	5664	5927	8578	6148	5910	6367	5297
10	5797	3509	5132	5428	8793	5808	6681	8136	5765	6201	5690	5069
11	5828	4606	5354	5669	6902	5778	6579	7717	6588	7112	6498	5065
12	5208	4919	5074	6079	6345	5736	8359	7930	6031	6933	5572	5140
13	4748	4540	5141	5828	4776	6907	7727	7464	6745	6361	5468	5867
14	4726	5217	5178	5253	5836	7064	7231	7665	6476	6860	5727	5354
15	5500	5550	5224	5836	5897	6981	7006	7705	6231	5768	6462	4389
16	5103	4930	5252	5580	6052	6808	6502	8214	6517	6094	6113	5311
17	4955	4548	4592	5609	6783	5991	6503	7686	5915	5975	5124	5334
18	5402	4902	5443	5764	6527	5691	6499	7172	6021	7042	5663	5236
19	5148	4725	5163	6493	6260	5670	7482	7425	5919	6645	5368	5312
20	3621	4758	5300	5791	6071	5846	7608	6645	6963	6495	5972	6397
21	4936	4606	4966	4950	5811	6599	8189	6696	7160	5956	6412	6989
22	5151	5222	5794	5633	5719	6647	6964	6879	6670	5910	6778	5199
23	4926	5046	5477	5695	5490	6077	6504	7437	6046	5751	6311	7595
24	4852	4102	4896	5745	6754	6643	6556	6748	5950	5957	5981	5803
25	5201	4978	5437	6082	6175	6467	6637	6724	5882	6815	5812	5321
26	4261	5173	4896	7068	5647	6102	7743	6835	6194	6463	5124	4975
27	3887	4847	5151	7270	6137	6027	7655	6639	7377	6220	4124	5776
28	4775	5215	5764	6065	5590	7044	7100	7137	6275	6040	4890	6023
29	4733		6649	6531	5610	6615	7111	6861	5871	5801	5750	5057
30	4700		5644	7388	6074	5862	7765	7388	6219	6010	5120	4606
31	4792		5400		6854		7178	6943		7022		6454
Ukupno- Total	157496	134940	169077	175698	195058	184995	214689	231276	190730	194425	176616	167719
Prosjek- Average	5081	12267	5454	5857	6292	6167	6925	7461	6358	6272	5887	5410
Godišnji prosjek (PGDS) - Annual average (AADT)												6007

BROJANJE VOZILA NA MREŽI PUTEVA U REPUBLICI SRPSKOJ – 2013. GODINA
VEHICLE COUNTING ON THE ROAD NETWORK OF THE REPUBLIC OF SRPSKA – YEAR 2013

STRUKTURA SAOBRAĆAJNOG TOKA
TRAFFIC FLOW COMPOSITION

Automatski brojač broj - Automatic counter number
 Lokalizet - Location / Stacionaža - Mileage [km+m]
 Broj puta - Road number / Dionica - Section

000031
 Tršić / 16+160,00
 M 19 / Šepak - Karakaj 3

Mjesec - Month	Smjer - Direction	Dužina vozila - Vehicle length								Ukupno - Total
		< 5,5 m	(%)	5,5 - 12 m	(%)	12 - 16,5 m	(%)	< 16,5 m	(%)	
Januar - January	I	73512	93.6	4087	5.2	875	1.1	57	0.1	78531
	II	74878	94.8	3323	4.2	761	1.0	3	0.0	78965
	ukupno - total	148390	94.2	7410	4.7	1636	1.0	60	0.0	157496
Februar - February	I	62386	92.5	4024	6.0	967	1.4	62	0.1	67439
	II	63419	94.0	3247	4.8	824	1.2	11	0.0	67501
	ukupno - total	125805	93.2	7271	5.4	1791	1.3	73	0.1	134940
Mart - March	I	77775	92.1	5364	6.3	1265	1.5	73	0.1	84477
	II	79316	93.8	4239	5.0	1037	1.2	8	0.0	84600
	ukupno - total	157091	92.9	9603	5.7	2302	1.4	81	0.0	169077
April - April	I	80335	91.2	6179	7.0	1505	1.7	58	0.1	88077
	II	81303	92.8	5185	5.9	1114	1.3	19	0.0	87621
	ukupno - total	161638	92.0	11364	6.5	2619	1.5	77	0.0	175698
Maj - May	I	89719	92.6	5739	5.9	1336	1.4	57	0.1	96851
	II	92126	93.8	4967	5.1	1103	1.1	11	0.0	98207
	ukupno - total	181845	93.2	10706	5.5	2439	1.3	68	0.0	195058
Juni - June	I	85318	92.2	5744	6.2	1400	1.5	64	0.1	92526
	II	86435	93.5	4873	5.3	1150	1.2	11	0.0	92469
	ukupno - total	171753	92.8	10617	5.7	2550	1.4	75	0.0	184995
Juli - July	I	100011	92.6	6236	5.8	1650	1.5	54	0.1	107951
	II	100303	94.0	5167	4.8	1255	1.2	13	0.0	106738
	ukupno - total	200314	93.3	11403	5.3	2905	1.4	67	0.0	214689
Avgust - August	I	105830	92.6	6678	5.8	1740	1.5	75	0.1	114323
	II	110005	94.1	5621	4.8	1315	1.1	12	0.0	116953
	ukupno - total	215835	93.3	12299	5.3	3055	1.3	87	0.0	231276
Septembar - September	I	86731	91.4	6406	6.8	1643	1.7	94	0.1	94874
	II	89203	93.1	5392	5.6	1247	1.3	14	0.0	95856
	ukupno - total	175934	92.2	11798	6.2	2890	1.5	108	0.1	190730
Oktobar - October	I	88128	90.7	7176	7.4	1767	1.8	82	0.1	97153
	II	90050	92.6	5878	6.0	1331	1.4	13	0.0	97272
	ukupno - total	178178	91.6	13054	6.7	3098	1.6	95	0.0	194425
Novembar - November	I	80445	91.3	6217	7.1	1396	1.6	89	0.1	88147
	II	82350	93.1	5053	5.7	1057	1.2	9	0.0	88469
	ukupno - total	162795	92.2	11270	6.4	2453	1.4	98	0.1	176616
Decembar - December	I	77342	92.0	5358	6.4	1282	1.5	96	0.1	84078
	II	78099	93.4	4472	5.3	1057	1.3	13	0.0	83641
	ukupno - total	155441	92.7	9830	5.9	2339	1.4	109	0.1	167719
Ukupno (godišnje) - Total (annual)	I	1007532	92.1	69208	6.3	16826	1.5	861	0.1	1094427
	II	1027487	93.6	57417	5.2	13251	1.2	137	0.0	1098292
	ukupno - total	2035019	92.8	126625	5.8	30077	1.4	998	0.0	2192719
Prosjek (PGDS) - Average (AADT)	I	2760	92.1	190	6.3	46	1.5	2	0.1	2998
	II	2815	93.6	157	5.2	36	1.2	0	0.0	3009
	ukupno - total	5575	92.8	347	5.8	82	1.4	3	0.0	6007

BRONANJE VOZILA NA MREŽI PUTEVA U REPUBLICI SRPSKOJ – 2013. GODINA
VEHICLE COUNTING ON THE ROAD NETWORK OF THE REPUBLIC OF SRPSKA – YEAR 2013

SAOBRAĆAJNI POKAZATELJI

Automatski brojač broj
 Lokalizet / Stacionaža [km+m]
 Broj puta / Dionica

000031
 Tršić / 16+160,00
 M 19 / Šepak - Karakaj 3

Mjesec	Smjer	minimalni čas		maksimalni čas		minimalni dan		maksimalni dan		dnevni prosjek (05-21 h)	noćni prosjek (21-05 h)	prosjek radnim danom	prosjek vikendom	ljetni prosjek
		datum/dan	čas	voz/h	voz/dan	datum/dan	voz/dan	datum/dan	voz/dan					
Januar	I	29/utorak	2	2	4/petak	10	265	1773	4/petak	3732	2253	280	1556	977
	II	10/četvrtak	4	1	4/petak	15	353	1848	4/petak	3413	2263	284	1550	997
	I+II	16/srijeda	2	6	4/petak	15	562	3621	4/petak	7145	4516	564	3106	1974
Februar	I	13/srijeda	1	2	28/četvrtak	6	248	1759	15/petak	2836	2207	202	1779	629
	II	7/četvrtak	4	0	15/petak	15	301	1750	1/petak	2743	2211	200	1765	646
	I+II	13/srijeda	1	4	15/petak	15	491	3509	15/petak	5550	4418	402	3544	1275
Mart	I	18/ponedjeljak	2	2	9/subota	8	357	2276	8/petak	3770	2474	251	1862	863
	II	13/srijeda	2	2	22/petak	15	335	2302	9/subota	3819	2495	234	1836	893
	I+II	20/srijeda	2	6	9/subota	9	605	4592	17/nekedija	7574	4969	485	3698	1756
April	I	2/utorak	2	4	26/petak	7	280	2495	30/utorak	3808	2647	289	2174	762
	II	3/srijeda	2	2	19/petak	15	344	2455	27/subota	3601	2649	272	2160	761
	I+II	3/srijeda	3	8	30/utorak	15	550	4950	30/utorak	7388	5296	561	4334	1523
Maj	I	9/četvrtak	3	5	6/ponedjeljak	17	339	2389	10/petak	4421	2743	381	1812	1312
	II	30/četvrtak	3	3	6/ponedjeljak	17	459	2387	6/ponedjeljak	5135	2792	376	1823	1345
	I+II	10/petak	3	11	6/ponedjeljak	17	798	4776	6/ponedjeljak	9306	5535	757	3635	2657
Juni	I	11/utorak	3	4	3/ponedjeljak	7	257	2627	2/nekedija	3595	2655	429	2054	1030
	II	3/ponedjeljak	2	3	25/utorak	15	336	2740	5/srijeda	3543	2688	394	2037	1045
	I+II	3/ponedjeljak	3	13	28/petak	15	545	5389	14/petak	7064	5343	823	4092	2075
Juli	I	3/srijeda	2	10	16/utorak	7	292	2940	7/nekedija	4171	2918	564	2549	934
	II	1/ponedjeljak	3	9	12/petak	15	368	2930	9/utorak	4188	2942	502	2496	947
	I+II	3/srijeda	2	19	12/petak	15	589	5927	12/petak	8359	5860	1066	5045	1881
Avgust	I	28/srijeda	2	6	5/ponedjeljak	7	300	3161	2/petak	4507	3101	587	2632	1056
	II	19/ponedjeljak	4	9	28/srijeda	15	334	3378	9/petak	4213	3213	560	2666	1107
	I+II	27/utorak	2	18	9/petak	15	565	6639	2/petak	8686	6314	1147	5297	2163
Septembar	I	4/srijeda	2	3	21/subota	18	306	2884	27/petak	3632	2809	354	2207	955
	II	10/utorak	2	5	27/petak	15	335	2881	27/petak	3745	2845	350	2214	981
	I+II	4/srijeda	2	10	27/petak	15	562	5765	27/petak	7377	5654	704	4422	1936
Oktobar	I	1/utorak	3	3	28/ponedjeljak	7	297	2872	11/petak	3564	2820	314	2306	828
	II	2/srijeda	2	3	31/četvrtak	15	337	2848	11/petak	3548	2820	296	2298	840
	I+II	1/utorak	3	8	31/četvrtak	15	563	5751	11/petak	7112	5662	610	4604	1668
Novembar	I	14/četvrtak	3	2	5/utorak	7	272	2067	1/petak	3642	2659	279	1945	993
	II	11/ponedjeljak	3	2	1/petak	15	371	2057	1/petak	3708	2664	285	1945	1004
	I+II	7/četvrtak	3	6	1/petak	15	622	4124	1/petak	7350	5324	563	3890	1998
Decembar	I	5/četvrtak	3	3	21/subota	14	607	2059	1/nekedija	3722	2447	265	1949	763
	II	12/četvrtak	3	1	21/subota	11	556	2019	23/ponedjeljak	3873	2435	263	1951	747
	I+II	5/četvrtak	3	5	21/subota	14	794	4078	23/ponedjeljak	7595	4882	528	3900	1510
Godina	I	29.1/utorak	2	2	21.12/subota	14	607	1759	1/nekedija	4507	2648	351	3023	2944
	II	7.2/četvrtak	4	0	21.12/subota	11	556	1750	10.2/nekedija	5135	2673	336	3013	3377
	I+II	13.2/srijeda	1	4	6.5/ponedjeljak	17	798	3509	10.2/nekedija	9306	5321	687	6037	5944

BROJANJE VOZILA NA MREŽI PUTEVA U REPUBLICI SRPSKOJ – 2013. GODINA
VEHICLE COUNTING ON THE ROAD NETWORK OF THE REPUBLIC OF SRPSKA – YEAR 2013

TRAFFIC PARAMETERS

Automatic counter number
 Location / Mileage [km+m]
 Road number / Section

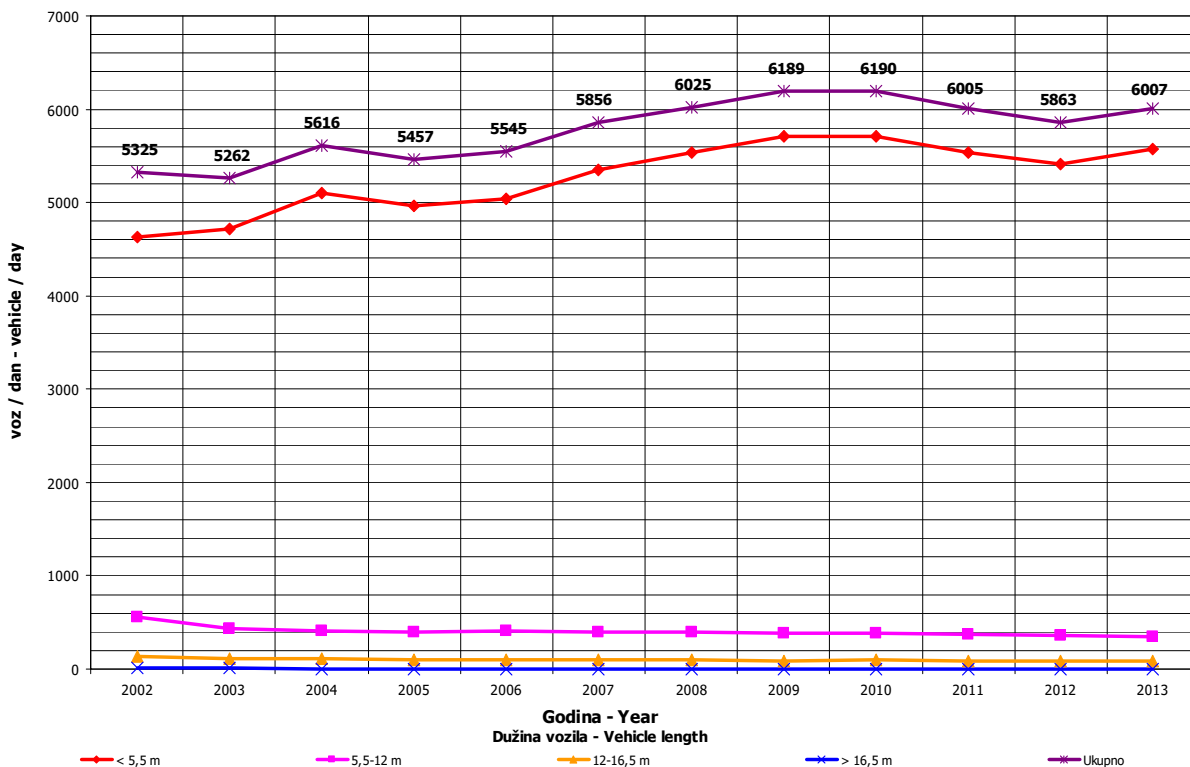
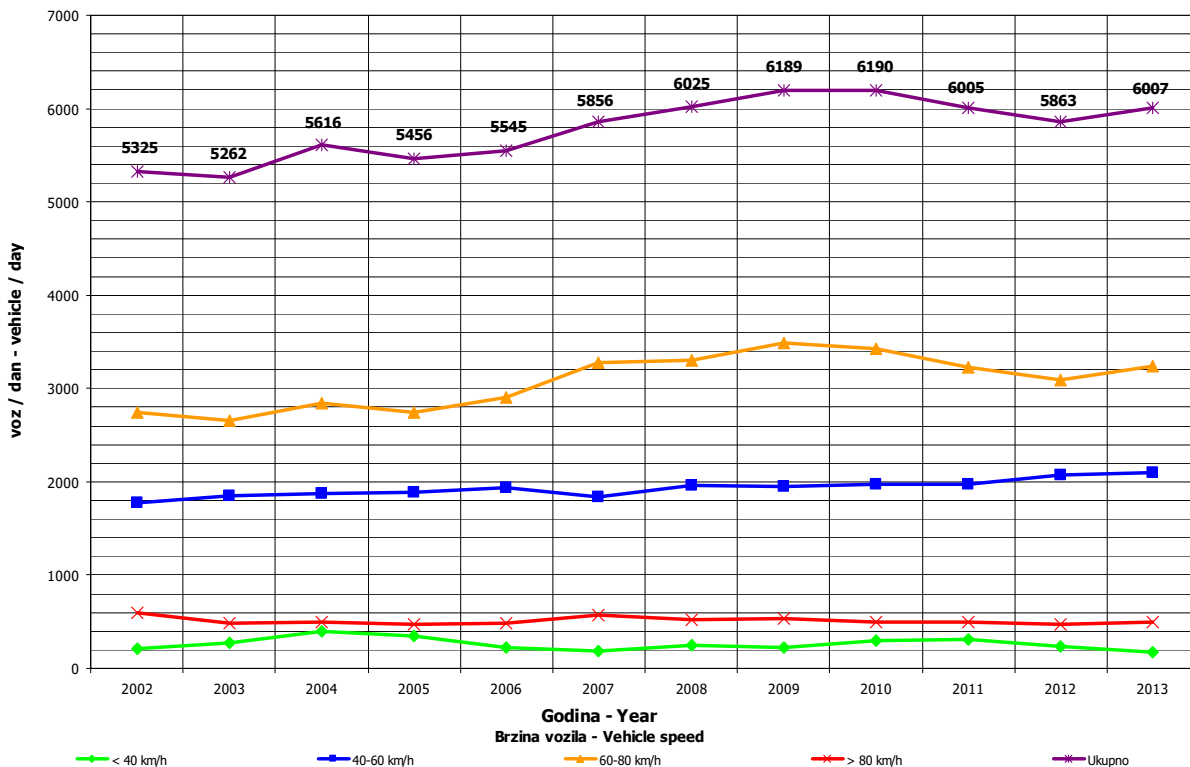
000031
 Tršić / 16+160,00
 M 19 / Šepak - Karakaj 3

Month	Direction	minimum hour		maximum hour		minimum day		maximum day		day time average (5-21 h)	night average (21-05 h)	working day average	weekend average	summer average
		date/day	hour	veh/h	date/day	hour	veh/day	date/day	veh/day					
January	I	29/Tuesday	2	2	4/Friday	10	265	20/Sunday	1773	2253	280	1556	977	
	II	10/Thursday	4	1	4/Friday	15	353	20/Sunday	1848	2263	284	1550	997	
	I+II	16/Wednesday	2	6	4/Friday	15	562	20/Sunday	3621	4516	564	3106	1974	
February	I	13/Wednesday	1	2	28/Thursday	6	248	10/Sunday	1759	2207	202	1779	629	
	II	7/Thursday	4	0	15/Friday	15	301	10/Sunday	1750	2211	200	1765	646	
	I+II	13/Wednesday	1	4	15/Friday	15	491	10/Sunday	3509	4418	402	3544	1275	
March	I	18/Monday	2	2	9/Saturday	8	357	10/Sunday	2276	2474	251	1862	863	
	II	13/Wednesday	2	2	22/Friday	15	335	17/Sunday	2302	2495	234	1836	893	
	I+II	20/Wednesday	2	6	9/Saturday	9	605	17/Sunday	4592	4969	485	3698	1756	
April	I	2/Thursday	2	4	26/Friday	7	280	21/Sunday	2495	2647	289	2174	762	
	II	3/Wednesday	2	2	19/Friday	15	344	21/Sunday	2455	2649	272	2160	761	
	I+II	3/Wednesday	3	8	30/Tuesday	15	550	21/Sunday	4950	5296	561	4334	1523	
May	I	9/Thursday	3	5	6/Monday	17	339	13/Monday	2389	2743	381	1812	1312	
	II	30/Thursday	3	3	6/Monday	17	459	13/Monday	2387	2792	376	1823	1345	
	I+II	10/Friday	3	11	6/Monday	17	798	13/Monday	4776	5535	757	3635	2657	
June	I	11/Thursday	3	4	3/Monday	7	257	2/Sunday	2627	2655	429	2054	1030	3084
	II	3/Monday	2	3	25/Tuesday	15	336	5/Wednesday	2740	2688	394	2037	1045	3082
	I+II	3/Monday	3	13	28/Friday	15	545	2/Sunday	5389	5343	823	4092	2075	6167
July	I	3/Wednesday	2	10	16/Tuesday	7	292	7/Sunday	2940	2918	564	2549	934	3482
	II	1/Monday	3	9	12/Friday	15	368	9/Tuesday	2930	2942	502	2496	947	3443
	I+II	3/Wednesday	2	19	12/Friday	15	589	9/Tuesday	5927	5860	1066	5045	1881	6925
August	I	28/Wednesday	2	6	5/Monday	7	300	25/Sunday	3161	3101	587	2632	1056	3688
	II	19/Monday	4	9	28/Wednesday	15	334	27/Tuesday	3378	3213	560	2666	1107	3773
	I+II	27/Tuesday	2	18	9/Friday	15	565	27/Tuesday	6639	6314	1147	5297	2163	7461
September	I	4/Wednesday	2	3	21/Saturday	18	306	10/Tuesday	2884	2809	354	2207	955	3162
	II	10/Tuesday	2	5	27/Friday	15	335	10/Tuesday	2881	2845	350	2214	981	3195
	I+II	4/Wednesday	2	10	27/Friday	15	562	10/Tuesday	5765	5654	704	4422	1936	6358
October	I	1/Thursday	3	3	28/Monday	7	297	15/Tuesday	2872	2820	314	2306	828	
	II	2/Wednesday	2	3	31/Thursday	15	337	23/Wednesday	2848	2842	296	2298	840	
	I+II	1/Thursday	3	8	31/Thursday	15	563	23/Wednesday	5751	5662	610	4604	1668	
November	I	14/Thursday	3	2	5/Tuesday	7	272	27/Wednesday	2067	2659	279	1945	993	
	II	11/Monday	3	2	1/Friday	15	371	27/Wednesday	2057	2664	285	1945	1004	
	I+II	7/Thursday	3	6	1/Friday	15	622	27/Wednesday	4124	5324	563	3890	1998	
December	I	5/Thursday	3	3	21/Saturday	14	607	1/Sunday	2059	2447	265	1949	763	
	II	12/Thursday	3	1	21/Saturday	11	556	1/Sunday	2019	2435	263	1951	747	
	I+II	5/Thursday	3	5	21/Saturday	14	794	1/Sunday	4078	4882	528	3900	1510	
Year	I	29.1/Tuesday	2	2	21.12/Saturday	14	607	10.2/Sunday	1759	2648	351	3023	2944	3358
	II	7.2/Thursday	4	0	21.12/Saturday	11	556	10.2/Sunday	1750	2673	336	3013	3000	3377
	I+II	13.2/Wednesday	1	4	6.5/Monday	17	798	10.2/Sunday	3509	5321	687	6037	5944	6735

GODIŠNJA NERAVNOMJERNOST SAOBRAĆAJNOG TOKA TRAFFIC FLOW ANNUAL VARIATION

Automatski brojač broj - Automatic counter number
 Lokalizet - Location / Stacionaža - Mileage [km+m]
 Broj puta - Road number / Dionica - Section

000031
 Tršić / 16+160,00
 M 19 / Šepak - Karakaj 3



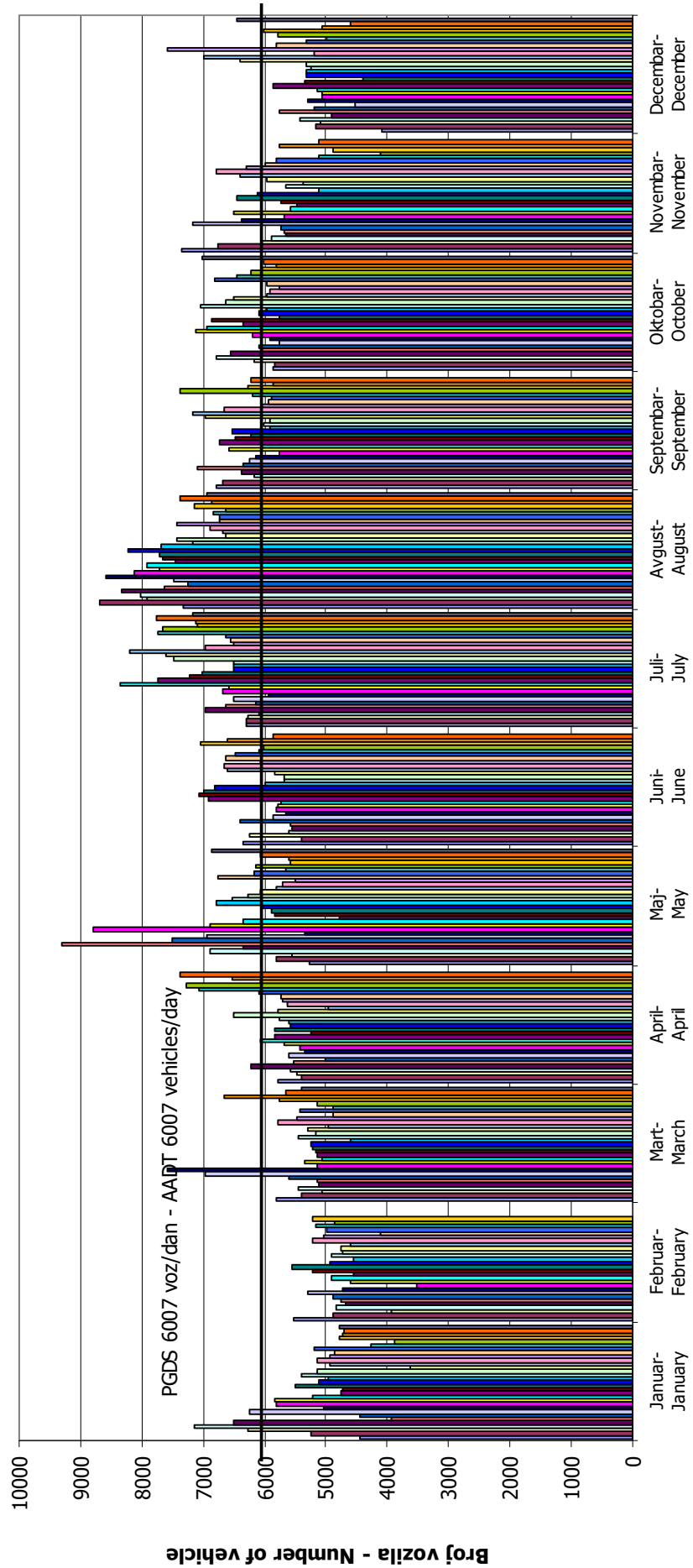
**DNEVNA NERAVNOMJERNOST SAOBRAĆAJNOG TOKA
 TRAFFIC FLOW DAILY VARIATION**

Automatski brojač broj - Automatic counter number
 Lokalizet - Location / Stacionaža - Mileage [km+mm]
 Broj puta - Road number/ Dionica - Section

000031

Tršić / 16+160,00

M 19 / Šepak - Karakaj 3



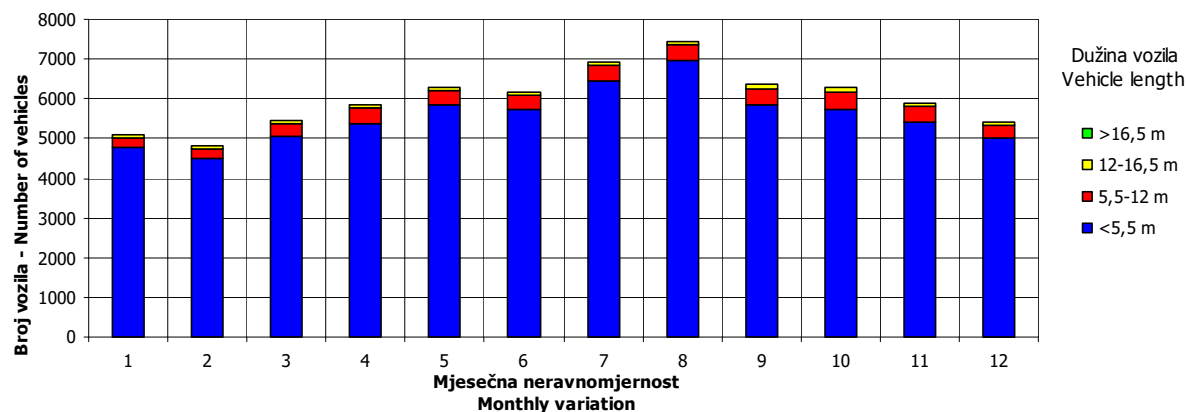
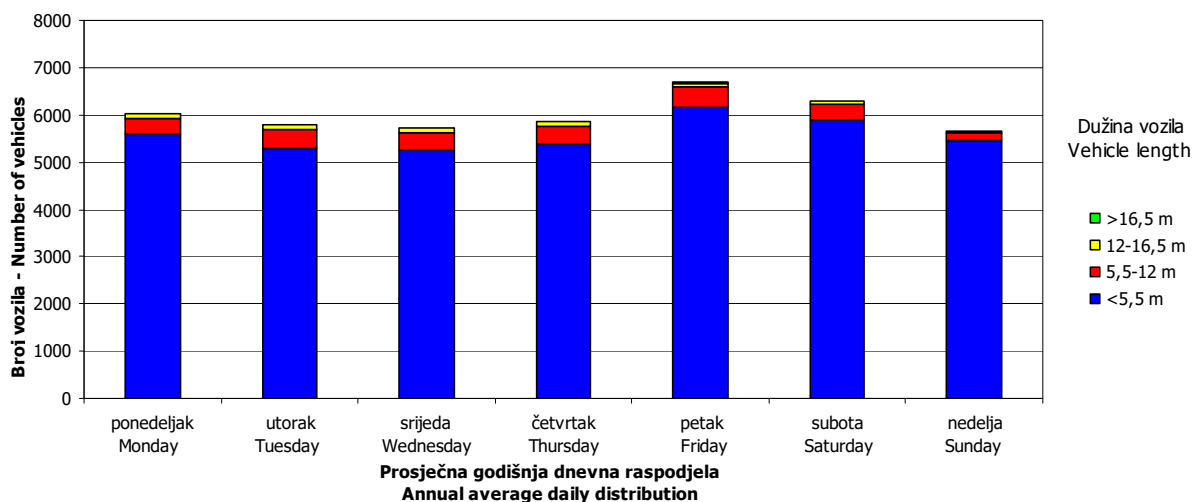
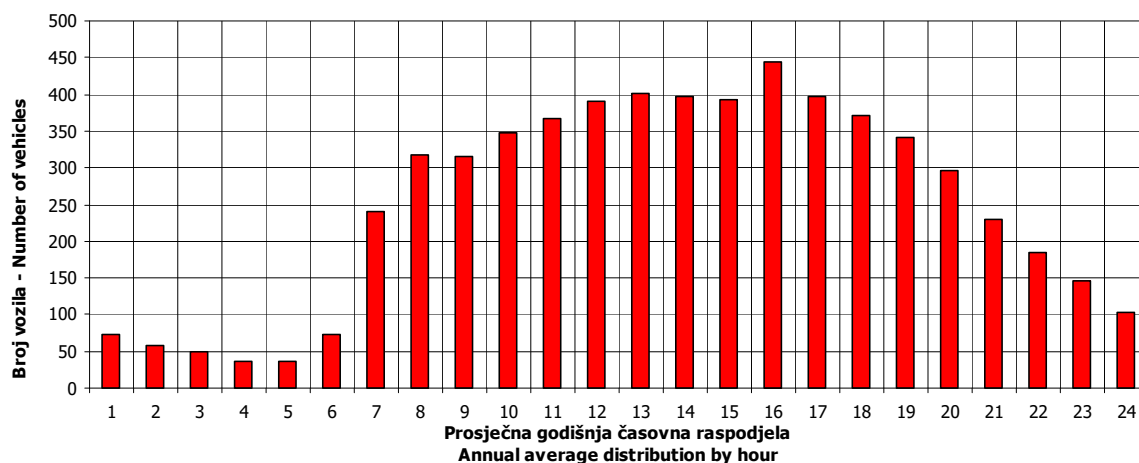
Dani / Mjeseci - Days / Months

VREMENSKA RASPODJELA SAOBRAĆAJNOG TOKA TRAFFIC FLOW TIME DISTRIBUTION

Automatski brojač broj - Automatic counter number
 Lokalizet - Location / Stacionaža - Mileage [km+m]
 Broj puta - Road number / Dionica - Section

000031
 Tršić / 16+160,00
 M 19 / Šepak - Karakaj 3

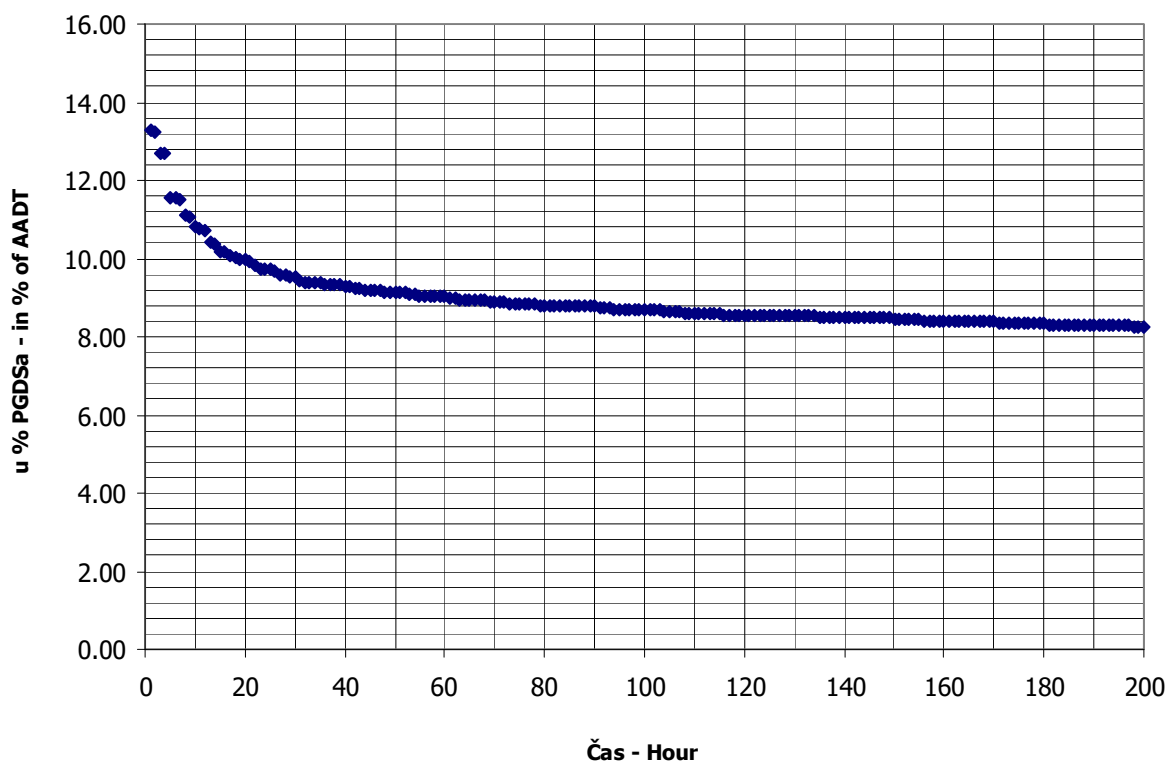
PGDS 6007 voz/dan AADT 6007 veh/day



SATNA DISTRIBUCIJA SAOBRAĆAJNOG TOKA TRAFFIC FLOW HOURLY DISTRIBUTION

Automatski brojač broj - Automatic counter number 000031
 Lokalitet - Location / Stacionaža - Mileage [km+m] Tršić / 16+160,00
 Broj puta - Road number / Dionica - Section M 19 / Šepak - Karakaj 3

PGDS - AADT	6007 voz/dan - veh/day							
Čas - Hour	Maksimalni vršni sat - Maximum peak hour	10	20	30	40	50	100	200
Sat u danu - Hour of day	17	15	18	10	12	11	17	17
Sat u godini - Hour in year	3017	8559	3114	3106	8556	2795	5297	7025
Dan - Day of week	ponedeljak - Monday	ponedeljak - Monday	petak - Friday	petak - Friday	ponedeljak - Monday	subota - Saturday	petak - Friday	nedelja - Sunday
Datum - Date	6	23	10	10	23	27	9	20
Mjesec - Month	maj - May	decembar - December	maj - May	maj - May	decembar - December	april - April	avgust - August	oktobar - October
Vrijednost - Value	798	647	595	566	557	549	522	496
% - percent	13.28	10.77	9.90	9.42	9.27	9.14	8.69	8.26



AUTOMATSKI BROJAČ UNIŠTEN
AUTOMATIC COUNTER DESTROYED

BROJANJE VOZILA NA MREŽI PUTEVA U REPUBLICI SRPSKOJ – 2013. GODINA
VEHICLE COUNTING ON THE ROAD NETWORK OF THE REPUBLIC OF SRPSKA – YEAR 2013

MJESEČNI BROJ VOZILA
MONTHLY NUMBER OF VEHICLES

Automatski brojač broj - Automatic counter number 000033
 Lokalitet - Location / Stacionaža - Mileage [km+m] Dušanovo / 5+478,00
 Broj puta - Road number / Dionica - Section M 19 / Konjević Polje - Milići

	Mjesec - Month											
	Januar- January	Februar- February	Mart- March	April- April	Maj- May	Jun- June	Juli- July	August- August	Septembar- September	Oktober- October	Novembar- November	Decembar- December
1	1318	2163	2429	1925	2702	2556	2775	3373	3237	2655	3108	2140
2	2159	1827	2127	2180	2778	2374	2785	3836	2894	2426	2605	2244
3	2243	1414	2184	2035	3375	2317	2594	3405	2577	2647	2632	2189
4	1989	1689	2013	2174	3380	2320	2696	3677	2814	3212	2431	2199
5	2468	1711	1970	2543	2281	2277	3144	3505	2894	2742	2374	2181
6	1197	1810	2101	2214	2590	2399	2805	3403	3371	2738	2303	2617
7	1315	1823	2256	2091	3065	2849	2839	3394	3034	2620	2420	2161
8	2348	2099	2746	2026	2991	2324	2968	3303	3087	2479	3135	2072
9	2069	1801	3009	2086	2806	2418	2964	4177	2804	2370	2679	2265
10	2249	1349	2175	2136	3465	2523	3979	4100	2744	2575	2321	2147
11	2292	1719	2143	2270	2921	2382	4669	3975	2919	3081	2510	2082
12	2064	1839	2086	2629	3122	2277	3942	3713	2887	2803	2248	2166
13	1844	1788	2088	2222	2046	2696	3271	3662	3194	2532	2282	2457
14	1850	2213	2063	2086	2490	3025	3376	4308	2985	2582	2479	2158
15	2050	2425	2125	2209	2345	2667	3255	3971	2894	2470	2858	1858
16	2093	1877	1783	2181	2479	2816	3023	4019	2876	2786	2385	2212
17	1964	2012	1709	2295	2885	2483	2719	3733	2594	2620	2133	2188
18	2243	1764	1998	2375	2658	2487	2835	3733	2493	3303	2367	2291
19	1923	1798	1970	2693	2435	2593	3369	3608	2570	2654	2345	2300
20	1529	1840	1987	2414	2482	2669	3256	3332	3122	2583	2257	2728
21	1940	1859	2133	1978	2373	3004	3271	3232	2762	2669	2344	2321
22	1931	2092	2360	2409	2408	2883	3063	3388	2950	2545	2899	1978
23	1840	2048	2205	2438	2462	2751	2975	3675	2679	2579	2329	2435
24	2012	1715	2025	2617	2891	2780	2910	3509	2472	2714	2204	2270
25	2006	1926	2022	3354	2603	2766	3005	3359	2718	3162	2473	2328
26	1551	2145	1816	3009	2303	2645	3503	3135	2734	2628	2560	2332
27	1497	1980	1814	2570	2348	2689	3579	3034	3088	2744	2287	2559
28	1771	2237	2099	2134	2324	3270	3399	3169	2631	2644	2414	2574
29	1771		2489	3274	2320	3003	3107	3277	2878	2542	2579	1919
30	1886		2202	2948	2532	3081	3297	3588	2511	2694	2162	2458
31	1943		1938		2894		3079	3174		3036		2158
Ukupno- Total	59355	52963	66065	71515	82754	79324	98452	110767	85413	83835	74123	69987
Prosjek- Average	1915	4815	2131	2384	2669	2644	3176	3573	2847	2704	2471	2258
Godišnji prosjek (PGDS) - Annual average (AADT)												2560

BROJANJE VOZILA NA MREŽI PUTEVA U REPUBLICI SRPSKOJ – 2013. GODINA
VEHICLE COUNTING ON THE ROAD NETWORK OF THE REPUBLIC OF SRPSKA – YEAR 2013

STRUKTURA SAOBRAĆAJNOG TOKA
TRAFFIC FLOW COMPOSITION

Automatski brojač broj - Automatic counter number
 Lokalitet - Location / Stacionaža - Mileage [km+m]
 Broj puta - Road number / Dionica - Section

000033
 Dušanovo / 5+478,00
 M 19 / Konjević Polje - Milići

Mjesec - Month	Smjer - Direction	Dužina vozila - Vehicle length								Ukupno - Total
		< 5,5 m	(%)	5,5 - 12 m	(%)	12 - 16,5 m	(%)	< 16,5 m	(%)	
Januar - January	I	24931	84.3	3876	13.1	723	2.4	28	0.1	29558
	II	25399	85.2	3661	12.3	718	2.4	19	0.1	29797
	ukupno - total	50330	84.8	7537	12.7	1441	2.4	47	0.1	59355
Februar - February	I	21633	82.3	3825	14.6	790	3.0	22	0.1	26270
	II	22391	83.9	3551	13.3	734	2.7	17	0.1	26693
	ukupno - total	44024	83.1	7376	13.9	1524	2.9	39	0.1	52963
Mart - March	I	27095	83.0	4526	13.9	997	3.1	20	0.1	32638
	II	28231	84.5	4243	12.7	936	2.8	17	0.1	33427
	ukupno - total	55326	83.7	8769	13.3	1933	2.9	37	0.1	66065
April - April	I	29539	83.0	4859	13.6	1188	3.3	16	0.0	35602
	II	30394	84.6	4454	12.4	1055	2.9	10	0.0	35913
	ukupno - total	59933	83.8	9313	13.0	2243	3.1	26	0.0	71515
Maj - May	I	33396	82.2	5669	14.0	1523	3.8	21	0.1	40609
	II	35632	84.5	5258	12.5	1230	2.9	25	0.1	42145
	ukupno - total	69028	83.4	10927	13.2	2753	3.3	46	0.1	82754
Juni - June	I	32650	82.9	5246	13.3	1493	3.8	10	0.0	39399
	II	33884	84.9	4653	11.7	1374	3.4	14	0.0	39925
	ukupno - total	66534	83.9	9899	12.5	2867	3.6	24	0.0	79324
Juli - July	I	42355	85.2	5658	11.4	1690	3.4	15	0.0	49718
	II	42271	86.7	4987	10.2	1456	3.0	20	0.0	48734
	ukupno - total	84626	86.0	10645	10.8	3146	3.2	35	0.0	98452
Avgust - August	I	45711	85.5	6044	11.3	1719	3.2	17	0.0	53491
	II	50297	87.8	5498	9.6	1465	2.6	16	0.0	57276
	ukupno - total	96008	86.7	11542	10.4	3184	2.9	33	0.0	110767
Septembar - September	I	34105	82.4	5756	13.9	1515	3.7	15	0.0	41391
	II	37313	84.8	5374	12.2	1321	3.0	14	0.0	44022
	ukupno - total	71418	83.6	11130	13.0	2836	3.3	29	0.0	85413
Oktobar - October	I	33024	80.1	6509	15.8	1658	4.0	25	0.1	41216
	II	34934	82.0	6157	14.4	1507	3.5	21	0.0	42619
	ukupno - total	67958	81.1	12666	15.1	3165	3.8	46	0.1	83835
Novembar - November	I	29215	80.3	5618	15.4	1543	4.2	20	0.1	36396
	II	30958	82.1	5285	14.0	1466	3.9	18	0.0	37727
	ukupno - total	60173	81.2	10903	14.7	3009	4.1	38	0.1	74123
Decembar - December	I	28287	81.6	5095	14.7	1241	3.6	31	0.1	34654
	II	29232	82.7	4918	13.9	1160	3.3	23	0.1	35333
	ukupno - total	57519	82.2	10013	14.3	2401	3.4	54	0.1	69987
Ukupno (godišnje) - Total (annual)	I	381941	82.9	62681	13.6	16080	3.5	240	0.1	460942
	II	400936	84.7	58039	12.3	14422	3.0	214	0.0	473611
	ukupno - total	782877	83.8	120720	12.9	30502	3.3	454	0.0	934553
Prosjeak (PGDS) - Average (AADT)	I	1046	82.9	172	13.6	44	3.5	1	0.1	1263
	II	1098	84.7	159	12.3	40	3.0	1	0.0	1298
	ukupno - total	2145	83.8	331	12.9	84	3.3	1	0.0	2560

BRONANJE VOZILA NA MREŽI PUTEVA U REPUBLICI SRPSKOJ – 2013. GODINA
VEHICLE COUNTING ON THE ROAD NETWORK OF THE REPUBLIC OF SRPSKA – YEAR 2013

SAOBRAĆAJNI POKAZATELJI

000033

Dušanovo / 5+478,00

M 19 / Konjević Polje - Milići

Automatski brojač broj
 Lokalizet / Stacionaža [km+m]
 Broj puta / Dionica

Mjesec	Smjer	minimalni čas		maksimalni čas		voz/h	minimalni dan		maksimalni dan		dnevni prosjek (05-21 h)	noćni prosjek (21-05 h)	prosjek radnim danom	prosjek vikendom	ljetni prosjek
		datum/dan	čas	voz/h	datum/dan		voz/dan	datum/dan	voz/dan						
Januar	I	26/subota	4	0	4/petak	14	7/ponedjeljak	577	4/petak	1352	875	596	358		
	II	9/srijeda	2	0	13/nedjelja	14	1/utorak	598	8/utorak	1255	889	584	377		
	I+II	15/utorak	3	1	5/subota	12	6/nedjelja	1197	5/subota	2468	1764	1180	735		
Februar	I	12/utorak	1	0	15/petak	12	3/nedjelja	666	15/petak	1281	866	702	236		
	II	1/petak	2	0	17/nedjelja	16	10/nedjelja	683	17/nedjelja	1232	894	688	266		
	I+II	7/četvrtak	3	2	15/petak	15	10/nedjelja	1349	15/petak	2425	1760	1390	502		
Mart	I	13/srijeda	1	1	9/subota	9	17/nedjelja	837	8/petak	1493	969	724	329		
	II	12/utorak	2	0	9/subota	15	17/nedjelja	872	9/subota	1530	1005	719	360		
	I+II	20/srijeda	2	2	9/subota	9	17/nedjelja	1709	9/subota	3009	1974	1442	689		
April	I	2/utorak	1	1	26/petak	13	1/ponedjeljak	978	25/četvrtak	1704	1081	893	294		
	II	9/utorak	3	0	29/ponedjeljak	12	1/ponedjeljak	947	29/ponedjeljak	1832	1103	900	297		
	I+II	8/ponedjeljak	3	3	29/ponedjeljak	12	1/ponedjeljak	1925	25/četvrtak	3354	2184	1794	590		
Maj	I	7/utorak	1	1	10/petak	16	13/ponedjeljak	988	10/petak	1701	1176	744	566		
	II	6/ponedjeljak	3	1	12/nedjelja	14	13/ponedjeljak	1058	4/subota	1823	1246	766	593		
	I+II	22/srijeda	2	4	7/utorak	15	13/ponedjeljak	2046	10/petak	3465	2422	1510	1160		
Juni	I	7/petak	3	2	30/nedjelja	18	8/subota	1110	28/petak	1589	1146	876	437	1313	
	II	5/srijeda	2	1	28/petak	15	12/srijeda	1132	28/petak	1681	1190	872	459	1331	
	I+II	7/petak	3	5	30/nedjelja	18	5/srijeda	2277	28/petak	3270	2336	1748	896	2644	
Juli	I	3/srijeda	2	6	11/četvrtak	17	3/srijeda	1310	11/četvrtak	2727	1361	243	420	1604	
	II	1/ponedjeljak	3	3	10/srijeda	15	3/srijeda	1284	10/srijeda	2420	1392	180	412	1572	
	I+II	3/srijeda	2	14	11/četvrtak	16	3/srijeda	2594	11/četvrtak	4669	2754	2344	832	3176	
Avgust	I	26/ponedjeljak	1	7	11/nedjelja	10	27/utorak	1380	14/srijeda	2124	1446	280	502	1726	
	II	22/četvrtak	2	4	11/nedjelja	16	1/četvrtak	1622	14/srijeda	2184	1633	215	1296	1848	
	I+II	22/četvrtak	2	15	10/subota	13	27/utorak	3034	14/srijeda	4308	3079	495	2519	1054	
Septembar	I	4/srijeda	2	1	1/nedjelja	17	18/srijeda	1212	6/petak	1674	1240	140	959	421	
	II	3/utorak	2	2	27/petak	15	24/utorak	1252	1/nedjelja	1701	1343	124	1007	461	
	I+II	4/srijeda	2	4	1/nedjelja	17	24/utorak	2472	6/petak	3371	2584	264	1965	882	
Oktobar	I	25/petak	3	2	27/nedjelja	14	2/srijeda	1152	4/petak	1573	1203	126	994	335	
	II	30/srijeda	2	0	18/petak	14	9/srijeda	1192	18/petak	1740	1264	111	1019	356	
	I+II	25/petak	3	3	6/nedjelja	17	9/srijeda	2370	18/petak	3303	2467	237	2013	691	
Novembar	I	9/subota	1	1	22/petak	15	24/nedjelja	1072	8/petak	1590	1102	111	820	393	
	II	11/ponedjeljak	2	0	1/petak	15	17/nedjelja	1040	1/petak	1633	1161	96	857	400	
	I+II	13/srijeda	2	4	22/petak	15	17/nedjelja	2133	8/petak	3135	2263	207	1678	793	
Decembar	I	26/četvrtak	2	1	28/subota	14	15/nedjelja	924	20/petak	1337	1019	99	809	308	
	II	26/četvrtak	3	0	20/petak	15	15/nedjelja	934	20/petak	1391	1050	90	829	310	
	I+II	26/četvrtak	3	3	20/petak	15	15/nedjelja	1858	20/petak	2728	2069	188	1639	619	
Godina	I	26.1/subota	4	0	11.7/četvrtak	17	452	577	11.7/četvrtak	2727	1126	137	1282	1220	1508
	II	9.1/srijeda	2	0	10.7/srijeda	15	214	598	1.1/utorak	2420	1183	115	1304	1284	1557
	I+II	15.1/utorak	3	1	11.7/četvrtak	16	537	1197	6.1/četvrtak	4669	2309	252	2586	2505	3065

BROJANJE VOZILA NA MREŽI PUTEVA U REPUBLICI SRPSKOJ – 2013. GODINA
VEHICLE COUNTING ON THE ROAD NETWORK OF THE REPUBLIC OF SRPSKA – YEAR 2013

TRAFFIC PARAMETERS

Automatic counter number
 Location / Mileage [km+m]
 Road number / Section

000033

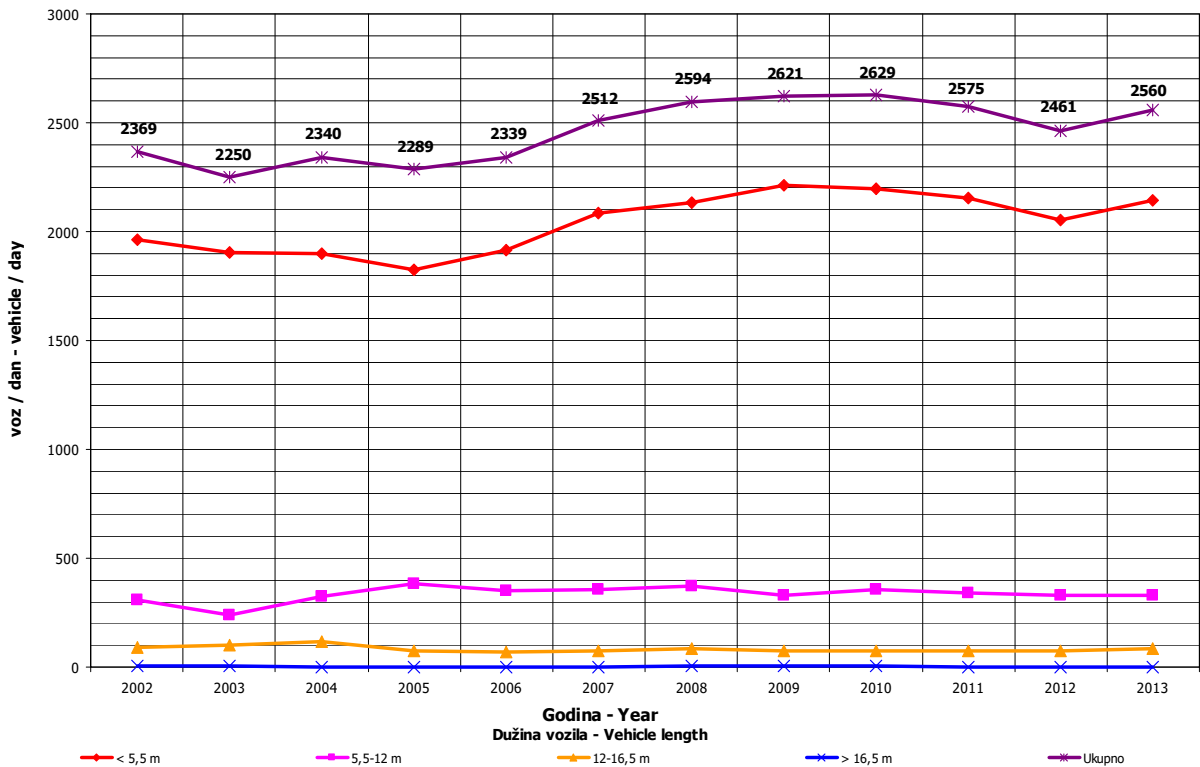
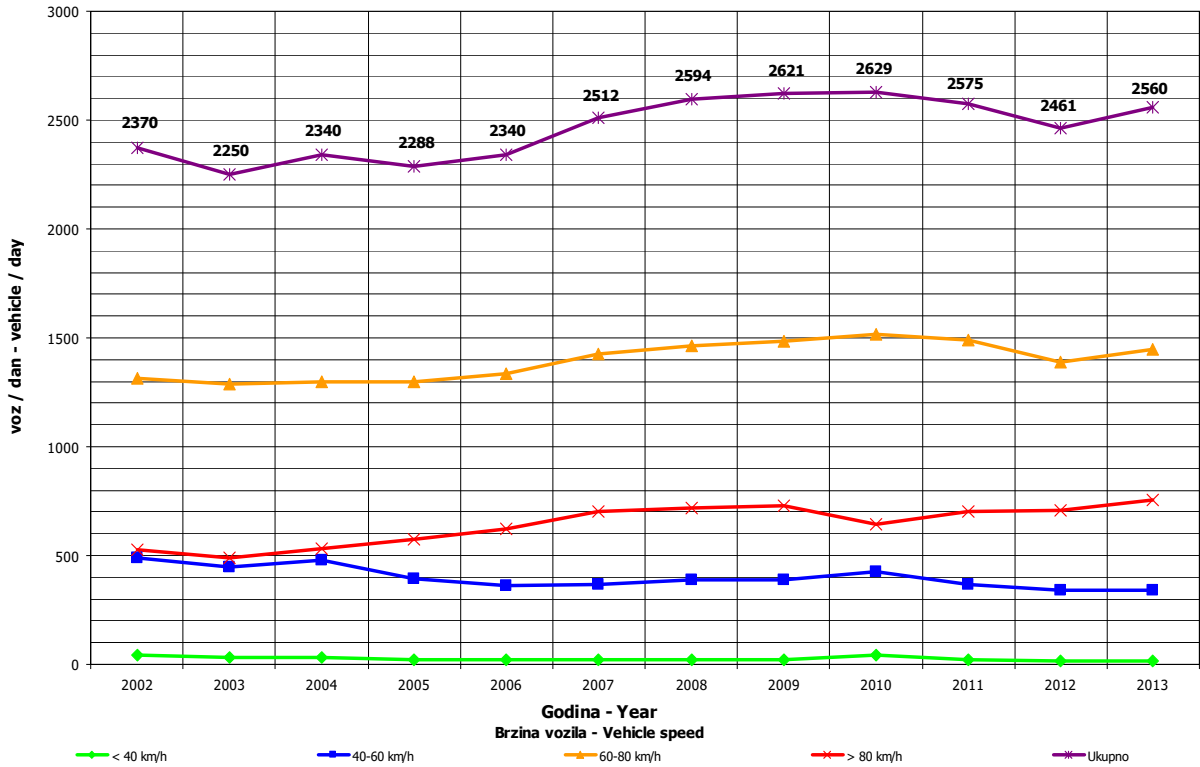
Dušanovo / 5+478,00
 M 19 / Konjević Polje - Milići

Month	Direction	minimum hour		maximum hour		veh/h	veh/day	minimum day		maximum day		day time average (5-21 h)	night average (21-05 h)	working day average	weekend average	summer average
		date/day	hour	date/day	hour			date/day	veh/day	date/day	veh/day					
January	I	26/Saturday	4	0	4/Friday	16	577	7/Monday	1352	4/Friday	1352	875	78	596	358	
	II	9/Wednesday	2	0	13/Sunday	14	598	17/Tuesday	1255	8/Tuesday	1255	889	73	584	377	
	I+II	15/Tuesday	3	1	5/Saturday	12	1197	6/Sunday	2468	5/Saturday	2468	1764	151	1180	735	
February	I	12/Tuesday	1	0	15/Friday	12	666	3/Sunday	1281	15/Friday	1281	866	72	702	236	
	II	1/Friday	2	0	17/Sunday	16	683	10/Sunday	1232	17/Sunday	1232	894	59	688	266	
	I+II	7/Thursday	3	2	15/Friday	15	1349	10/Sunday	2425	15/Friday	2425	1760	132	1390	502	
March	I	13/Wednesday	1	1	9/Saturday	9	837	17/Sunday	1493	8/Friday	1493	969	83	724	329	
	II	12/Tuesday	2	0	9/Saturday	15	160	17/Sunday	872	9/Saturday	1530	1005	73	719	360	
	I+II	20/Wednesday	2	2	9/Saturday	9	331	17/Sunday	1709	9/Saturday	3009	1974	157	1442	689	
April	I	2/Tuesday	1	1	26/Friday	13	174	1/Monday	978	25/Thursday	1704	1081	105	893	294	
	II	9/Tuesday	3	0	29/Monday	12	180	1/Monday	947	29/Monday	1832	1103	95	900	297	
	I+II	8/Monday	3	3	29/Monday	12	295	1/Monday	1925	25/Thursday	3354	2184	200	1794	590	
May	I	7/Tuesday	1	1	10/Friday	16	151	13/Monday	988	10/Friday	1701	1176	134	744	566	
	II	6/Monday	3	1	12/Sunday	14	193	13/Monday	1058	4/Saturday	1823	1246	114	766	593	
	I+II	22/Wednesday	2	4	7/Tuesday	15	293	13/Monday	2046	10/Friday	3465	2422	247	1510	1160	
June	I	7/Friday	3	2	30/Sunday	18	159	8/Saturday	1110	28/Friday	1589	1146	167	876	437	1313
	II	5/Wednesday	2	1	28/Friday	15	133	12/Wednesday	1132	28/Friday	1681	1190	141	872	459	1331
	I+II	7/Friday	3	5	30/Sunday	18	272	5/Wednesday	2277	28/Friday	3270	2336	308	1748	896	2644
July	I	3/Wednesday	2	6	11/Thursday	17	452	3/Wednesday	1310	11/Thursday	2727	1361	243	1184	420	1604
	II	1/Monday	3	3	10/Wednesday	15	214	3/Wednesday	1284	10/Wednesday	2420	1392	180	1160	412	1572
	I+II	3/Wednesday	2	14	11/Thursday	16	537	3/Wednesday	2594	11/Thursday	4669	2754	422	2344	832	3176
August	I	26/Monday	1	7	11/Sunday	10	160	27/Tuesday	1380	14/Wednesday	2124	1446	280	1223	502	1726
	II	22/Thursday	2	4	11/Sunday	16	184	1/Thursday	1622	14/Wednesday	2184	1633	215	1296	551	1848
	I+II	22/Thursday	2	15	10/Saturday	13	320	27/Tuesday	3034	14/Wednesday	4308	3079	495	2519	1054	3573
September	I	4/Wednesday	2	1	1/Sunday	17	154	18/Wednesday	1212	6/Friday	1674	1240	140	959	421	1380
	II	3/Tuesday	2	2	27/Friday	15	169	24/Tuesday	1252	1/Sunday	1701	1343	124	1007	461	1467
	I+II	4/Wednesday	2	4	1/Sunday	17	285	24/Tuesday	2472	6/Friday	3371	2584	264	1965	882	2847
October	I	25/Friday	3	2	27/Sunday	14	143	2/Wednesday	1152	4/Friday	1573	1203	126	994	335	
	II	30/Wednesday	2	0	18/Friday	14	150	9/Wednesday	1192	18/Friday	1740	1264	111	1019	356	
	I+II	25/Friday	3	3	6/Sunday	17	259	9/Wednesday	2370	18/Friday	3303	2467	237	2013	691	
November	I	9/Saturday	1	1	22/Friday	15	140	24/Sunday	1072	8/Friday	1590	1102	111	820	393	
	II	11/Monday	2	0	1/Friday	15	150	17/Sunday	1040	1/Friday	1633	1161	96	857	400	
	I+II	13/Wednesday	2	4	22/Friday	15	280	17/Sunday	2133	8/Friday	3135	2263	207	1678	793	
December	I	26/Thursday	2	1	28/Saturday	14	126	15/Sunday	924	20/Friday	1337	1019	99	809	308	
	II	26/Thursday	3	0	20/Friday	15	140	15/Sunday	934	20/Friday	1391	1050	90	829	310	
	I+II	26/Thursday	3	3	20/Friday	15	247	15/Sunday	1858	20/Friday	2728	2069	188	1639	619	
Year	I	26.1/Saturday	4	0	11.7/Thursday	17	452	7.1/Monday	577	11.7/Thursday	2727	1126	137	1282	1220	1508
	II	9.1/Wednesday	2	0	10.7/Wednesday	15	214	1.1/Tuesday	598	10.7/Wednesday	2420	1183	115	1304	1284	1557
	I+II	15.1/Tuesday	3	1	11.7/Thursday	16	537	6.1/Sunday	1197	11.7/Thursday	4669	2309	252	2586	2505	3065

GODIŠNJA NERAVNOMJERNOST SAOBRAĆAJNOG TOKA TRAFFIC FLOW ANNUAL VARIATION

Automatski brojač broj - Automatic counter number
 Lokalizet - Location / Stacionaža - Mileage [km+m]
 Broj puta - Road number / Dionica - Section

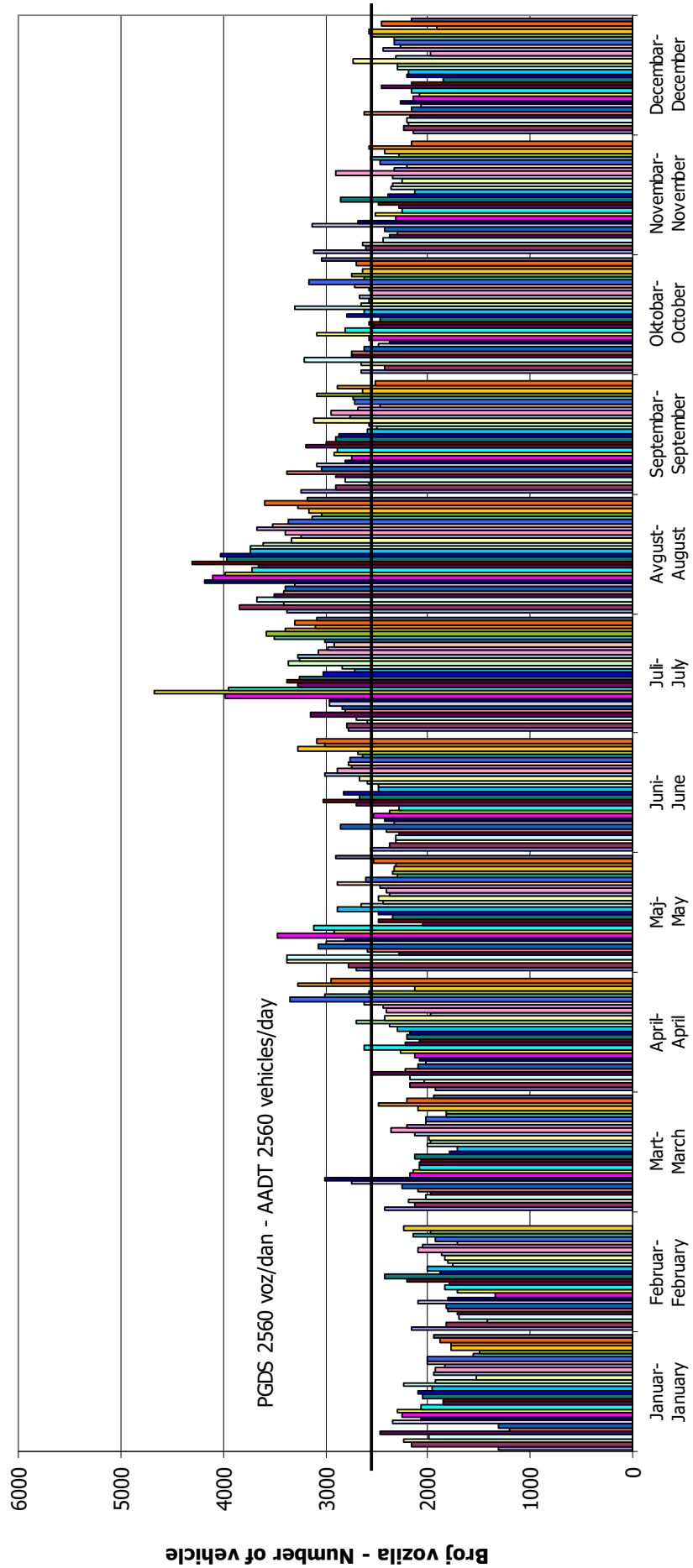
000033
 Dušanovo / 5+478,00
 M 19 / Konjević Polje - Milići



**DNEVNA NERAVNOMJERNOST SAOBRAĆAJNOG TOKA
 TRAFFIC FLOW DAILY VARIATION**

Automatski brojač broj - Automatic counter number
 Lokalityet - Location / Stacionaža - Mileage [km+m]
 Broj puta - Road number/ Dionica - Section

000033
 Dušanovo / 5+478,00
 M 19 / Konjević Polje - Milići

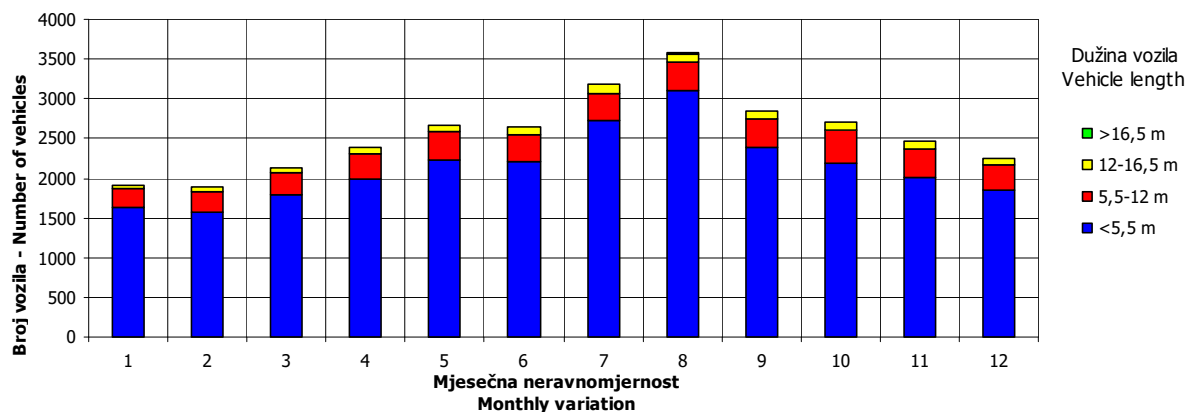
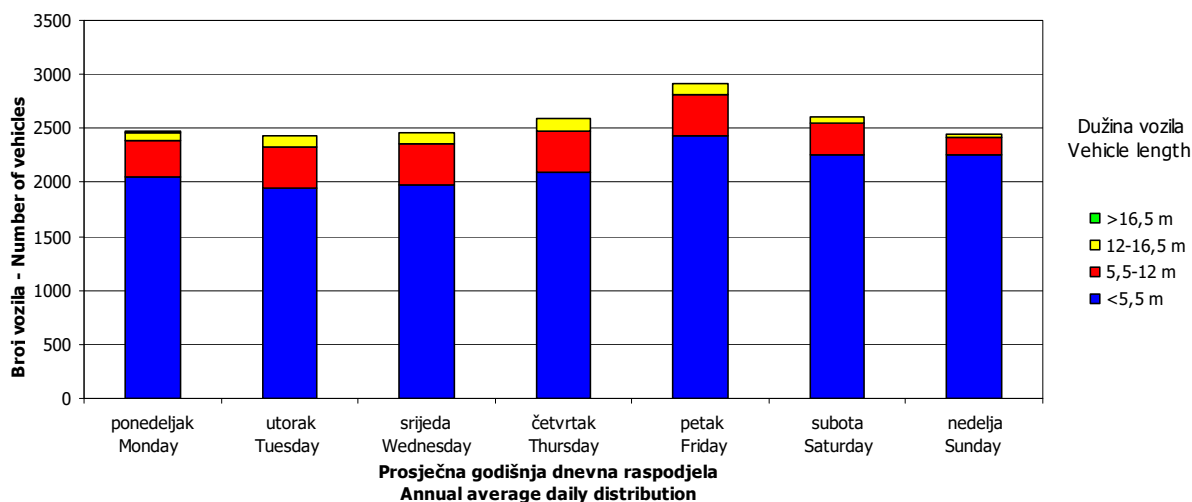
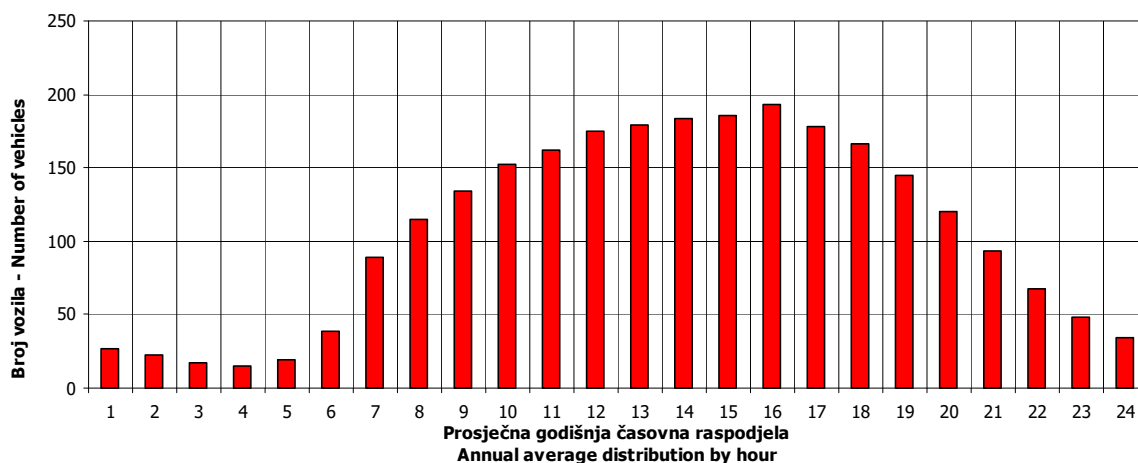


VREMENSKA RASPODJELA SAOBRAĆAJNOG TOKA TRAFFIC FLOW TIME DISTRIBUTION

Automatski brojač broj - Automatic counter number
 Lokalizet - Location / Stacionaža - Mileage [km+m]
 Broj puta - Road number / Dionica - Section

000033
 Dušanovo / 5+478,00
 M 19 / Konjević Polje - Milići

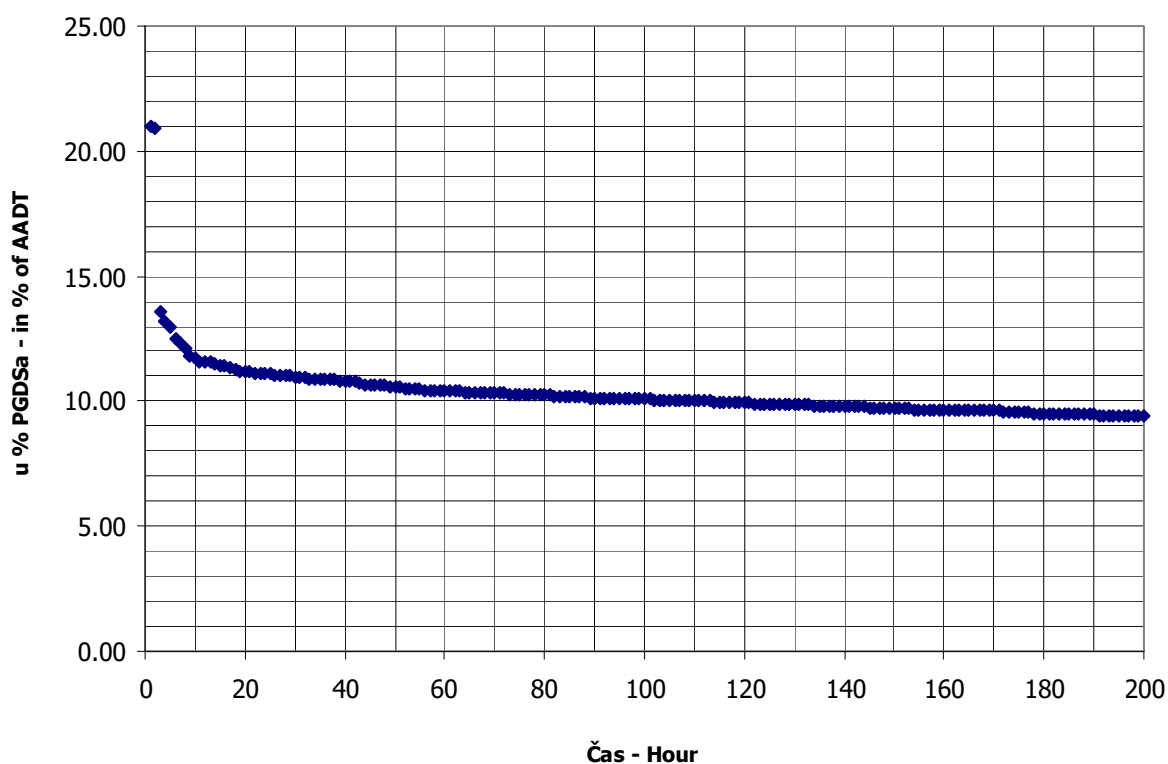
PGDS 2560 voz/dan AADT 2560 veh/day



SATNA DISTRIBUCIJA SAOBRAĆAJNOG TOKA TRAFFIC FLOW HOURLY DISTRIBUTION

Automatski brojač broj - Automatic counter number 000033
 Lokalitet - Location / Stacionaža - Mileage [km+m] Dušanovo / 5+478,00
 Broj puta - Road number / Dionica - Section M 19 / Konjević Polje - Milići

PGDS - AADT	2560 voz/dan - veh/day							
Čas - Hour	Maksimalni vršni sat - Maximum peak hour	10	20	30	40	50	100	200
Sat u danu - Hour of day	16	14	16	17	14	13	14	16
Sat u godini - Hour in year	4600	4574	5512	5417	5318	5125	5798	2752
Dan - Day of week	četvrtak - Thursday	srijeda - Wednesday	nedelja - Sunday	srijeda - Wednesday	subota - Saturday	petak - Friday	petak - Friday	četvrtak - Thursday
Datum - Date	11	10	18	14	10	2	30	25
Mjesec - Month	juli - July	juli - July	avgust - August	avgust - August	avgust - August	avgust - August	avgust - August	april - April
Vrijednost - Value	537	296	286	280	276	270	258	241
% - percent	20.97	11.56	11.17	10.94	10.78	10.55	10.08	9.41



BROJANJE VOZILA NA MREŽI PUTEVA U REPUBLICI SRPSKOJ – 2013. GODINA
VEHICLE COUNTING ON THE ROAD NETWORK OF THE REPUBLIC OF SRPSKA – YEAR 2013

MJESEČNI BROJ VOZILA
MONTHLY NUMBER OF VEHICLES

Automatski brojač broj - Automatic counter number
 Lokalitet - Location / Stacionaža - Mileage [km+m]
 Broj puta - Road number / Dionica - Section

000034
 Žljebovi / 15+302,00
 M 19 / Han Pijesak 2 - Sokolac

	Mjesec - Month											
	Januar- January	Februar- February	Mart- March	April- April	Maj- May	Jun- June	Juli- July	August- August	Septembar- September	Oktoibar- October	Novembar- November	Decembar- December
1	859	1463	1649	1199	2407	1727	1951	2363	2561	1553	2065	1149
2	1485	1284	1345	1313	1912	1787	1808	2566	1964	1548	1742	1112
3	1354	1027	1680	1265	1749	1488	1791	2526	1712	1635	1883	1209
4	1489	1028	1325	1345	1788	1413	1831	2921	1782	2035	1489	1298
5	1727	1026	1158	1614	1956	1527	2200	2407	1843	1858	1438	1273
6	827	1118	1235	1470	2981	1625	2065	2219	2290	1918	1414	1555
7	791	1098	1351	1481	2168	1997	2221	2294	2114	1613	1515	1156
8	1494	1344	1790	1256	1963	1851	1985	2233	2538	1596	2173	1187
9	1443	1178	2260	1308	1494	1897	1912	3012	1853	1614	1929	1260
10	1369	981	1588	1323	1825	1656	2310	3087	1613	1779	1709	1181
11	1402	1024	1278	1408	1928	1592	3096	3263	1896	2222	1621	1217
12	1491	1073	1109	1739	2426	1529	2575	2658	1716	2037	1364	1323
13	1273	1092	1252	1446	1473	1675	2323	2295	2093	2007	1379	1589
14	1150	1337	1284	1625	1556	2294	2512	2287	2034	1867	1507	1388
15	1217	1474	1328	1361	1532	2060	2237	2576	2223	1545	1906	1320
16	1141	1264	1067	1333	1612	2281	2105	2860	1775	1727	1614	1394
17	1077	1543	1300	1410	1974	1706	1996	3255	1662	1653	1702	1287
18	1290	1122	1158	1569	2044	1637	2077	3040	1613	2080	1535	1508
19	1314	1149	1191	1817	1856	1693	2566	2537	1752	2134	1371	1708
20	1234	1098	1247	1503	1722	1762	2490	2399	2219	2032	1793	1589
21	1237	1041	1253	1544	1561	2078	2635	2193	2273	1616	2098	1434
22	1203	1310	1483	1361	1489	2154	2213	2312	2252	1579	1933	1355
23	1595	1333	1470	1360	1585	2234	2032	2566	1742	1618	1680	1413
24	1149	1210	1492	1423	1905	1933	2010	2446	1611	1625	1769	1390
25	1189	1170	1193	1506	1644	1827	2122	2778	1704	2121	1452	1296
26	986	1027	1024	2129	1754	1773	2584	2167	1885	1887	1070	1274
27	1144	1035	1030	2292	1469	1883	2942	1960	2293	2040	943	1560
28	978	1326	1230	1869	1445	2712	2800	2051	2038	1725	1139	1752
29	960		1681	1774	1481	2303	2143	2163	2243	1511	1530	1302
30	1081		1543	2393	1646	2266	2232	2439	1722	1715	1219	1609
31	1154		1343		1941		2098	2455		2025		1384
Ukupno- Total	38103	33175	42337	46436	56286	56360	69862	78328	59016	55915	47982	42472
Prosje- Average	1229	3016	1366	1548	1816	1879	2254	2527	1967	1804	1599	1370
Godišnji prosjek (PGDS) - Annual average (AADT)												1716

BROJANJE VOZILA NA MREŽI PUTEVA U REPUBLICI SRPSKOJ – 2013. GODINA
VEHICLE COUNTING ON THE ROAD NETWORK OF THE REPUBLIC OF SRPSKA – YEAR 2013

STRUKTURA SAOBRAĆAJNOG TOKA
TRAFFIC FLOW COMPOSITION

Automatski brojač broj - Automatic counter number
 Lokalitet - Location / Stacionaža - Mileage [km+m]
 Broj puta - Road number / Dionica - Section

000034
 Žljebovi / 15+302,00
 M 19 / Han Pijesak 2 - Sokolac

Mjesec- Month	Smjer- Direction	Dužina vozila - Vehicle length								Ukupno- Total
		< 5,5 m	(%)	5,5 - 12 m	(%)	12 - 16,5 m	(%)	< 16,5 m	(%)	
Januar - January	I	17007	89.4	1578	8.3	434	2.3	12	0.1	19031
	II	17072	89.5	1579	8.3	418	2.2	3	0.0	19072
	ukupno - total	34079	89.4	3157	8.3	852	2.2	15	0.0	38103
Februar - February	I	14581	87.8	1572	9.5	442	2.7	9	0.1	16604
	II	14527	87.7	1609	9.7	430	2.6	5	0.0	16571
	ukupno - total	29108	87.7	3181	9.6	872	2.6	14	0.0	33175
Mart - March	I	18550	88.0	1936	9.2	572	2.7	15	0.1	21073
	II	18706	88.0	1944	9.1	607	2.9	7	0.0	21264
	ukupno - total	37256	88.0	3880	9.2	1179	2.8	22	0.1	42337
April - April	I	20699	87.8	2108	8.9	762	3.2	12	0.1	23581
	II	20078	87.8	2059	9.0	715	3.1	3	0.0	22855
	ukupno - total	40777	87.8	4167	9.0	1477	3.2	15	0.0	46436
Maj - May	I	25204	89.6	2123	7.5	798	2.8	13	0.0	28138
	II	25357	90.1	2096	7.4	687	2.4	8	0.0	28148
	ukupno - total	50561	89.8	4219	7.5	1485	2.6	21	0.0	56286
Juni - June	I	25727	89.1	2316	8.0	813	2.8	11	0.0	28867
	II	24473	89.0	2230	8.1	786	2.9	4	0.0	27493
	ukupno - total	50200	89.1	4546	8.1	1599	2.8	15	0.0	56360
Juli - July	I	32987	90.5	2575	7.1	889	2.4	18	0.0	36469
	II	30070	90.0	2446	7.3	870	2.6	7	0.0	33393
	ukupno - total	63057	90.3	5021	7.2	1759	2.5	25	0.0	69862
Avgust - August	I	35201	90.5	2723	7.0	941	2.4	12	0.0	38877
	II	35980	91.2	2574	6.5	896	2.3	1	0.0	39451
	ukupno - total	71181	90.9	5297	6.8	1837	2.3	13	0.0	78328
Septembar - September	I	25769	87.5	2652	9.0	999	3.4	14	0.0	29434
	II	26094	88.2	2539	8.6	938	3.2	11	0.0	29582
	ukupno - total	51863	87.9	5191	8.8	1937	3.3	25	0.0	59016
Oktobar - October	I	24495	87.1	2591	9.2	1018	3.6	26	0.1	28130
	II	24344	87.6	2437	8.8	983	3.5	21	0.1	27785
	ukupno - total	48839	87.3	5028	9.0	2001	3.6	47	0.1	55915
Novembar - November	I	20918	86.9	2252	9.4	877	3.6	14	0.1	24061
	II	20857	87.2	2182	9.1	877	3.7	5	0.0	23921
	ukupno - total	41775	87.1	4434	9.2	1754	3.7	19	0.0	47982
Decembar - December	I	18715	87.2	2071	9.6	663	3.1	14	0.1	21463
	II	18237	86.8	2069	9.8	696	3.3	7	0.0	21009
	ukupno - total	36952	87.0	4140	9.7	1359	3.2	21	0.0	42472
Ukupno (godišnje) - Total (annual)	I	279853	88.6	26497	8.4	9208	2.9	170	0.1	315728
	II	275795	88.8	25764	8.3	8903	2.9	82	0.0	310544
	ukupno - total	555648	88.7	52261	8.3	18111	2.9	252	0.0	626272
Prosjeak (PGDS) - Average (AADT)	I	767	88.6	73	8.4	25	2.9	0	0.1	865
	II	756	88.8	71	8.3	24	2.9	0	0.0	851
	ukupno - total	1522	88.7	143	8.3	50	2.9	1	0.0	1716

BRONANJE VOZILA NA MREŽI PUTEVA U REPUBLICI SRPSKOJ – 2013. GODINA
VEHICLE COUNTING ON THE ROAD NETWORK OF THE REPUBLIC OF SRPSKA – YEAR 2013

SAOBRAĆAJNI POKAZATELJI

000034
 Žljebovi / 15+302,00
 M 19 / Han Pijesak 2 - Sokolac

Automatski brojač broj
 Lokalizet / Stacionaža [km+m]
 Broj puta / Dionica

Mjesec	Smjer	minimalni čas		maksimalni čas		voz/h	minimalni dan		maksimalni dan		dnevni prosjek (05-21 h)	noćni prosjek (21-05 h)	prosjek radnim danom	prosjek vikendom	ljetni prosjek
		datum/dan	čas	datum/dan	čas		datum/dan	voz/dan							
Januar	I	6/nedjelja	2	0	5/subota	13	7/ponedjeljak	368	5/subota	886	58	56	365	249	
	II	7/ponedjeljak	3	0	5/subota	11	1/utorak	416	5/subota	841	568	48	357	258	
	I+II	6/nedjelja	2	2	5/subota	13	7/ponedjeljak	791	5/subota	1727	1126	103	722	507	
Februar	I	1/petak	2	0	15/petak	13	10/nedjelja	485	14/četvrtak	796	537	57	426	167	
	II	4/ponedjeljak	2	0	17/nedjelja	17	5/utorak	489	17/nedjelja	951	549	42	408	184	
	I+II	12/utorak	2	1	17/nedjelja	15	10/nedjelja	981	17/nedjelja	1543	1086	99	834	351	
Mart	I	7/četvrtak	1	0	9/subota	10	27/srijeda	488	9/subota	1116	615	65	442	238	
	II	2/subota	0	0	9/subota	13	26/utorak	505	9/subota	1144	635	51	437	249	
	I+II	15/petak	2	1	9/subota	10	26/utorak	1024	9/subota	2260	1250	116	879	487	
April	I	1/ponedjeljak	2	0	27/subota	12	1/ponedjeljak	647	27/subota	1225	697	89	557	229	
	II	1/ponedjeljak	2	0	30/utorak	16	1/ponedjeljak	552	30/utorak	1233	697	65	550	212	
	I+II	1/ponedjeljak	2	0	30/utorak	18	1/ponedjeljak	1199	30/utorak	2393	1395	153	1107	441	
Maj	I	2/četvrtak	3	0	6/ponedjeljak	18	28/utorak	728	1/srijeda	1310	806	101	493	414	
	II	24/petak	3	0	6/ponedjeljak	12	27/ponedjeljak	672	6/ponedjeljak	1690	826	82	486	422	
	I+II	15/srijeda	3	3	6/ponedjeljak	13	28/utorak	1445	6/ponedjeljak	2981	1632	184	979	837	
Juni	I	13/četvrtak	4	1	30/nedjelja	18	4/utorak	714	28/petak	1292	827	135	614	349	962
	II	5/srijeda	2	0	28/petak	19	3/ponedjeljak	691	3/ponedjeljak	1420	825	91	580	337	916
	I+II	5/srijeda	2	4	28/petak	19	4/utorak	1413	28/petak	2712	1652	227	1193	685	1879
Juli	I	5/petak	2	4	11/četvrtak	18	3/srijeda	927	11/četvrtak	1669	979	197	838	338	1176
	II	9/utorak	1	1	11/četvrtak	9	4/četvrtak	862	27/subota	1442	956	121	771	307	1077
	I+II	5/petak	2	6	11/četvrtak	16	3/srijeda	1791	11/četvrtak	3096	1935	318	1609	645	2254
Avgust	I	28/srijeda	3	3	17/subota	19	27/utorak	878	11/nedjelja	1693	1034	220	843	411	1254
	II	8/četvrtak	3	3	17/subota	13	5/ponedjeljak	1043	17/subota	1612	1119	154	852	421	1273
	I+II	28/srijeda	3	9	10/subota	16	27/utorak	1960	11/nedjelja	3263	2152	374	1695	831	2527
Septembar	I	27/petak	4	0	22/nedjelja	16	10/utorak	810	8/nedjelja	1265	878	104	646	335	981
	II	2/ponedjeljak	2	0	6/petak	16	24/utorak	790	1/nedjelja	1304	904	83	645	341	986
	I+II	30/ponedjeljak	3	2	22/nedjelja	16	24/utorak	1611	1/nedjelja	2561	1781	186	1291	676	1967
Oktobar	I	21/ponedjeljak	2	0	27/nedjelja	15	2/srijeda	766	11/petak	1086	817	91	652	255	
	II	30/srijeda	1	0	11/petak	18	29/utorak	727	11/petak	1136	825	72	638	258	
	I+II	22/utorak	2	3	27/nedjelja	16	29/utorak	1511	11/petak	2222	1641	162	1290	513	
Novembar	I	2/subota	3	0	24/nedjelja	15	27/srijeda	466	8/petak	1092	726	76	509	293	
	II	8/petak	1	0	1/petak	14	27/srijeda	477	1/petak	1094	737	61	512	286	
	I+II	8/petak	1	1	8/petak	16	27/srijeda	943	8/petak	2173	1463	137	1021	578	
Decembar	I	2/ponedjeljak	0	0	28/subota	14	7/subota	566	28/subota	940	629	63	493	200	
	II	4/srijeda	2	0	6/petak	15	2/ponedjeljak	533	19/četvrtak	888	624	54	489	189	
	I+II	11/srijeda	0	1	6/petak	15	2/ponedjeljak	1112	2/ponedjeljak	1752	1253	117	982	388	
Godina	I	6.1/nedjelja	2	0	11.7/četvrtak	18	213	368	11.8/nedjelja	1693	760	105	839	922	1095
	II	7.1/ponedjeljak	3	0	6.5/ponedjeljak	12	171	416	6.5/ponedjeljak	1690	774	77	820	918	1065
	I+II	1.4/ponedjeljak	2	0	9.3/subota	10	291	791	7.1/ponedjeljak	3263	1534	182	1658	1841	2160

BROJANJE VOZILA NA MREŽI PUTEVA U REPUBLICI SRPSKOJ – 2013. GODINA
VEHICLE COUNTING ON THE ROAD NETWORK OF THE REPUBLIC OF SRPSKA – YEAR 2013

TRAFFIC PARAMETERS

Automatic counter number
 Location / Mileage [km+m]
 Road number / Section

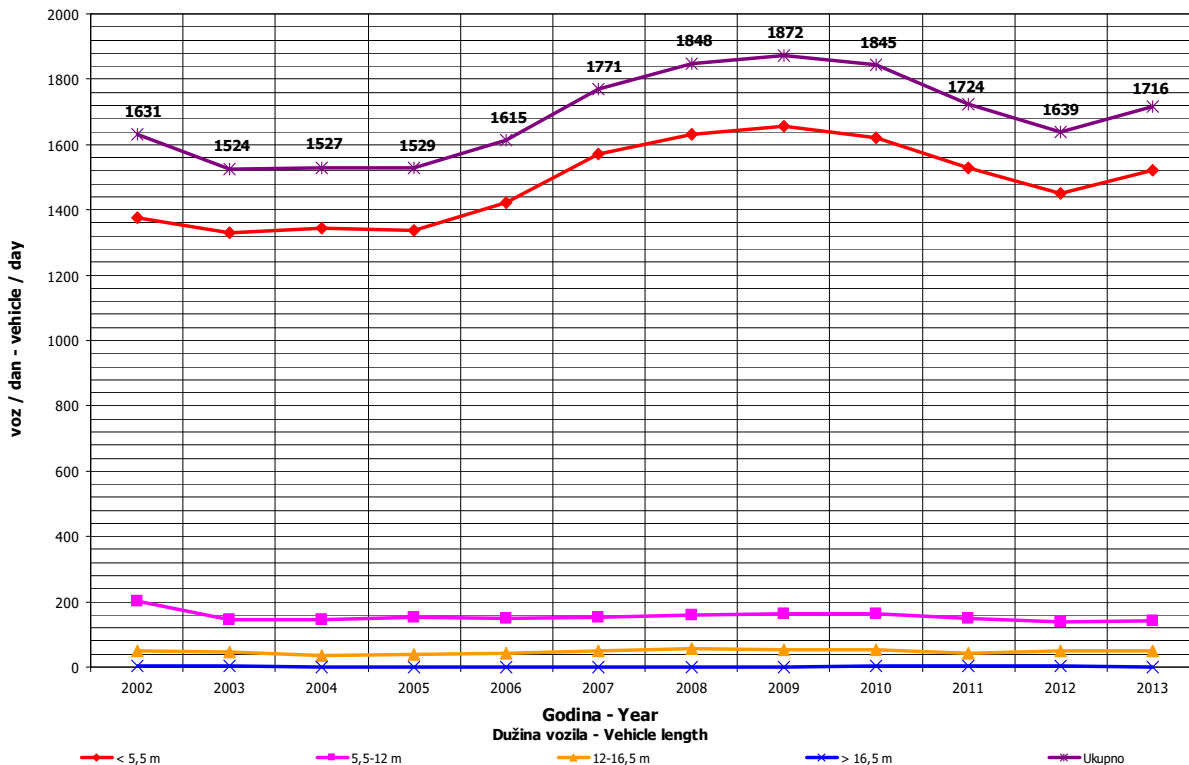
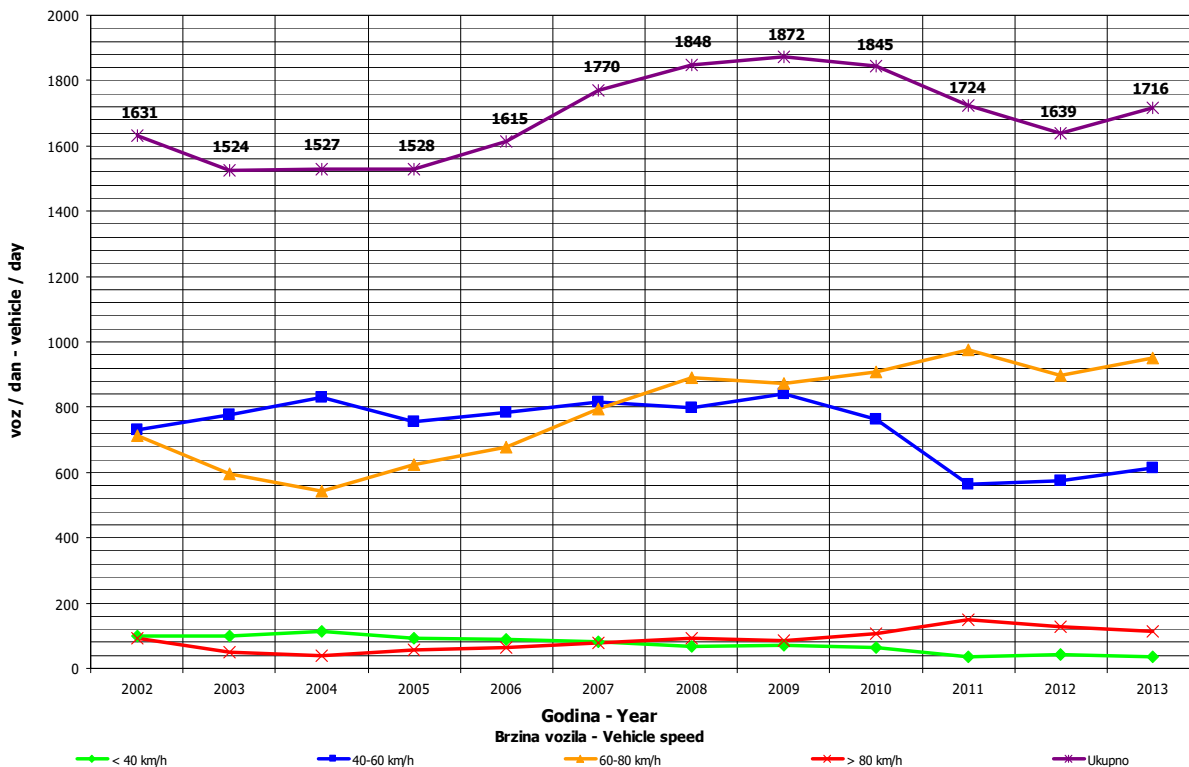
000034
 Žljebovi / 15+302,00
 M 19 / Han Pijesak 2 - Sokolac

Month	Direction	minimum hour		maximum hour		minimum day		maximum day		day time average (5-21 h)	night average (21-05 h)	working day average	weekend average	summer average
		date/day	hour	veh/h	date/day	hour	veh/day	date/day	veh/day					
January	I	6/Sunday	2	0	5/Saturday	13	103	7/Monday	368	558	56	365	249	
	II	7/Monday	3	0	5/Saturday	11	106	1/Tuesday	416	568	48	357	258	
	I+II	6/Sunday	2	2	5/Saturday	13	187	7/Monday	791	1126	103	722	507	
February	I	1/Friday	2	0	15/Friday	13	73	10/Sunday	485	537	57	426	167	
	II	4/Monday	2	0	17/Sunday	17	103	5/Tuesday	489	549	42	408	184	
	I+II	12/Tuesday	2	1	17/Sunday	15	158	10/Sunday	981	1086	99	834	351	
March	I	7/Thursday	1	0	9/Saturday	10	181	27/Wednesday	488	1116	65	442	238	
	II	2/Saturday	0	0	9/Saturday	13	144	26/Tuesday	505	635	51	437	249	
	I+II	15/Friday	2	1	9/Saturday	10	291	26/Tuesday	1024	1250	116	879	487	
April	I	1/Monday	2	0	27/Saturday	12	106	1/Monday	647	697	89	557	229	
	II	1/Monday	2	0	30/Tuesday	16	117	1/Monday	552	697	65	550	212	
	I+II	1/Monday	2	0	30/Tuesday	18	209	1/Monday	1199	1395	153	1107	441	
May	I	2/Thursday	3	0	6/Monday	18	131	28/Tuesday	728	806	101	493	414	
	II	24/Friday	3	0	6/Monday	12	171	27/Monday	672	826	82	486	422	
	I+II	15/Wednesday	3	3	6/Monday	13	281	28/Tuesday	1445	1632	184	979	837	
June	I	13/Thursday	4	1	30/Sunday	18	115	4/Tuesday	714	827	135	614	349	962
	II	5/Wednesday	2	0	28/Friday	19	144	3/Monday	691	825	91	580	337	916
	I+II	5/Wednesday	2	4	28/Friday	19	222	4/Tuesday	1413	1652	227	1193	685	1879
July	I	5/Friday	2	4	11/Thursday	18	213	3/Wednesday	927	979	197	838	338	1176
	II	9/Tuesday	1	1	11/Thursday	9	146	4/Thursday	862	956	121	771	307	1077
	I+II	5/Friday	2	6	11/Thursday	16	288	3/Wednesday	1791	1935	318	1609	645	2254
August	I	28/Wednesday	3	3	17/Saturday	19	175	27/Tuesday	878	1034	220	843	411	1254
	II	8/Thursday	3	3	17/Saturday	13	157	5/Monday	1043	1119	154	852	421	1273
	I+II	28/Wednesday	3	9	10/Saturday	16	287	27/Tuesday	1960	2152	374	1695	831	2527
September	I	27/Friday	4	0	22/Sunday	16	151	10/Tuesday	810	878	104	646	335	981
	II	2/Monday	2	0	6/Friday	16	115	24/Tuesday	790	904	83	645	341	986
	I+II	30/Monday	3	2	22/Sunday	16	227	24/Tuesday	1611	1781	186	1291	676	1967
October	I	21/Monday	2	0	27/Sunday	15	121	2/Wednesday	766	817	91	652	255	
	II	30/Wednesday	1	0	11/Friday	18	110	29/Tuesday	727	825	72	638	258	
	I+II	22/Tuesday	2	3	27/Sunday	16	195	29/Tuesday	1511	1641	162	1290	513	
November	I	2/Saturday	3	0	24/Sunday	15	110	27/Wednesday	466	726	76	509	293	
	II	8/Friday	1	0	1/Friday	14	108	27/Wednesday	477	737	61	512	286	
	I+II	8/Friday	1	1	8/Friday	16	198	27/Wednesday	943	1463	137	1021	578	
December	I	2/Monday	0	0	28/Saturday	14	101	7/Saturday	566	629	63	493	200	
	II	4/Wednesday	2	0	6/Friday	15	97	2/Monday	533	624	54	489	189	
	I+II	11/Wednesday	0	1	6/Friday	15	164	2/Monday	1112	1253	117	982	388	
Year	I	6.1/Sunday	2	0	11.7/Thursday	18	213	7.1/Monday	368	760	105	839	922	1095
	II	7.1/Monday	3	0	6.5/Thursday	12	171	1.1/Tuesday	416	774	77	820	918	1065
	I+II	1.4/Monday	2	0	9.3/Saturday	10	291	7.1/Monday	791	1534	182	1658	1841	2160

GODIŠNJA NERAVNOMJERNOST SAOBRAĆAJNOG TOKA TRAFFIC FLOW ANNUAL VARIATION

Automatski brojač broj - Automatic counter number
 Lokalizet - Location / Stacionaža - Mileage [km+m]
 Broj puta - Road number / Dionica - Section

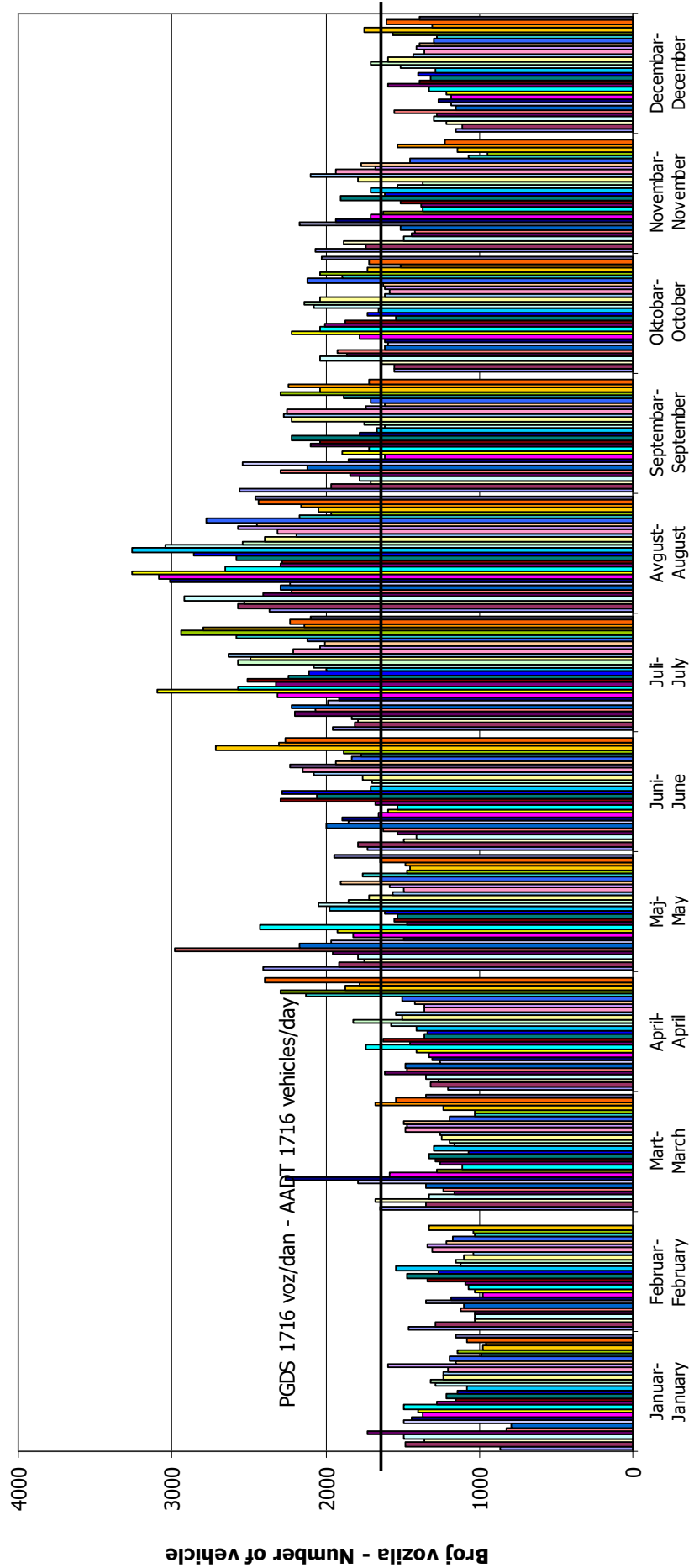
000034
 Žljebovi / 15+302,00
 M 19 / Han Pijesak 2 - Sokolac



**DNEVNA NERAVNOMJERNOST SAOBRAĆAJNOG TOKA
 TRAFFIC FLOW DAILY VARIATION**

Automatski brojač broj - Automatic counter number
 Lokalizet - Location / Stacionaža - Mileage [km+tm]
 Broj puta - Road number/ Dionica - Section

000034
 Žljebovi / 15+302,00
 M 19 / Han Pijesak 2 - Sokolac

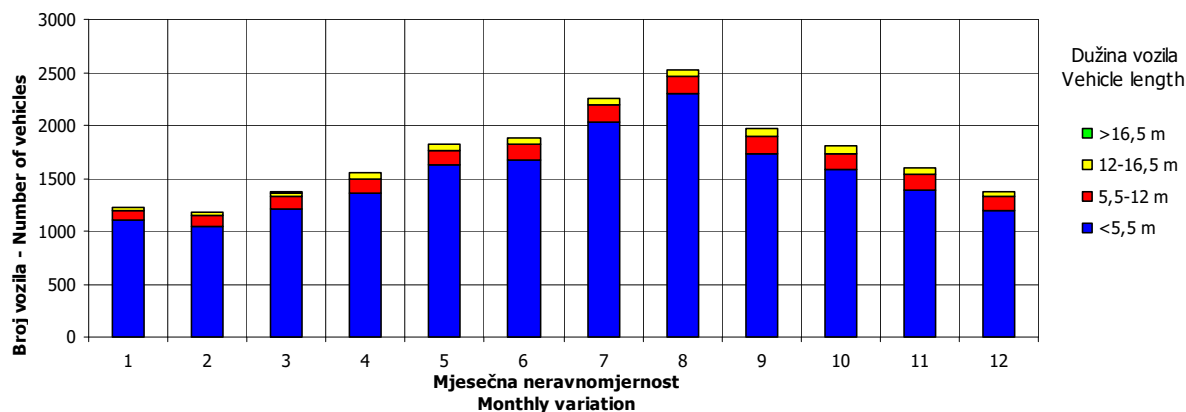
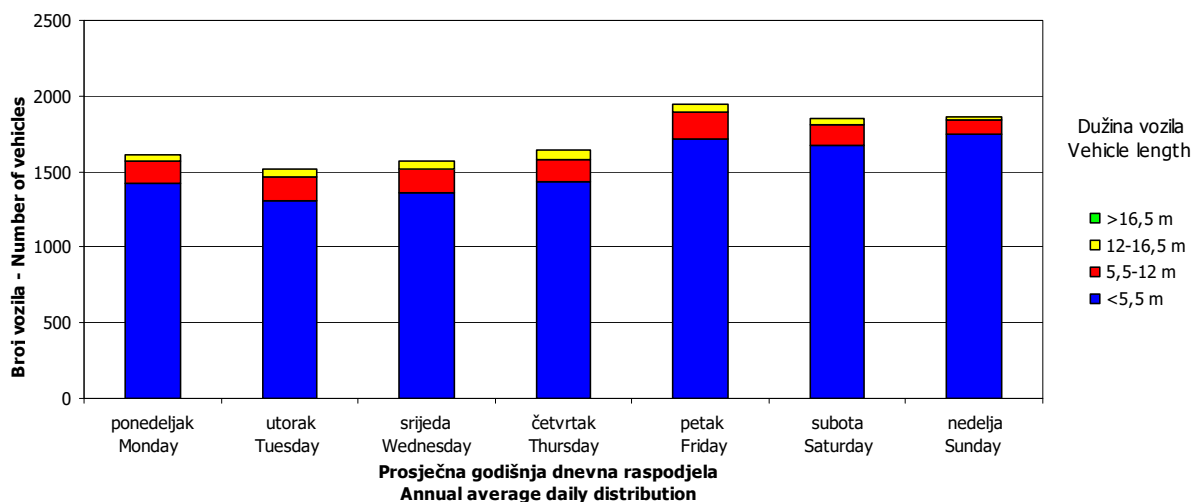
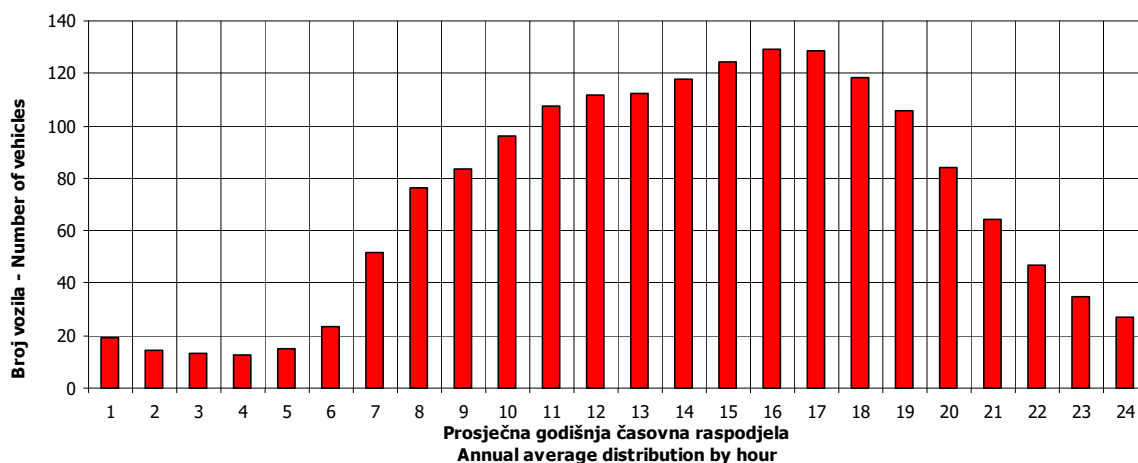


VREMENSKA RASPODJELA SAOBRAĆAJNOG TOKA TRAFFIC FLOW TIME DISTRIBUTION

Automatski brojač broj - Automatic counter number
 Lokalizet - Location / Stacionaža - Mileage [km+m]
 Broj puta - Road number / Dionica - Section

000034
 Žljebovi / 15+302,00
 M 19 / Han Pijesak 2 - Sokolac

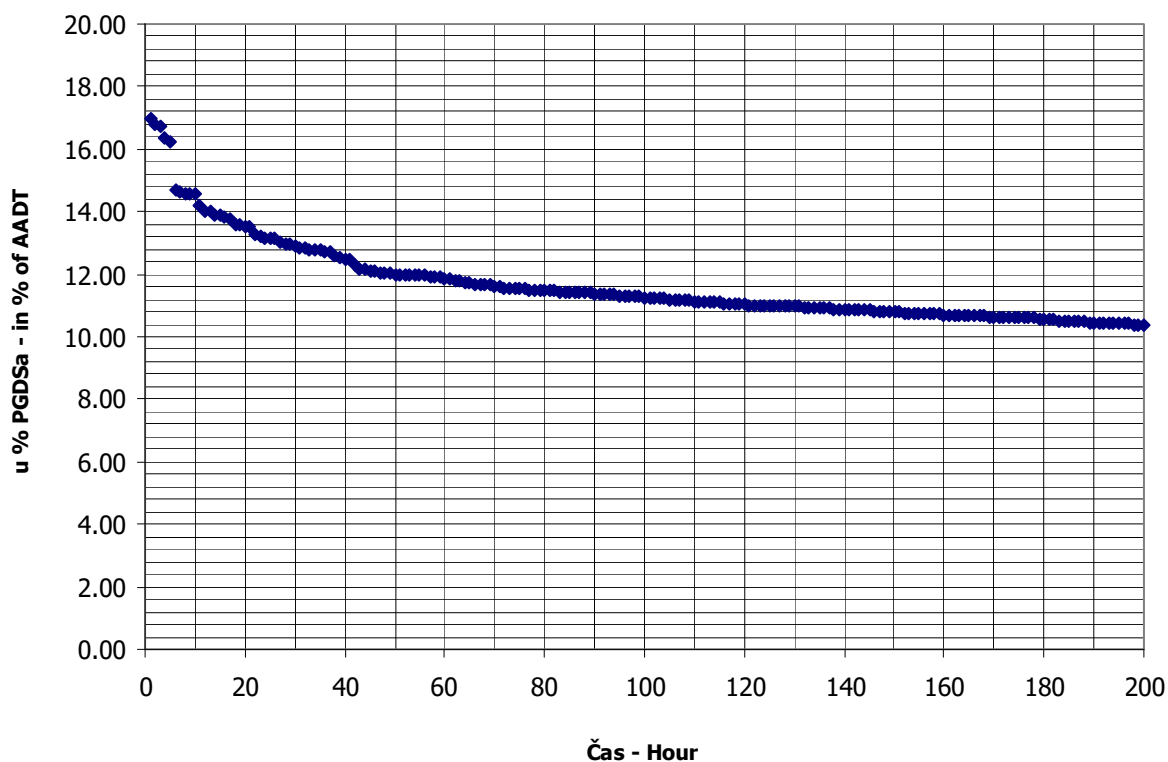
PGDS 1716 voz/dan AADT 1716 veh/day



SATNA DISTRIBUCIJA SAOBRAĆAJNOG TOKA TRAFFIC FLOW HOURLY DISTRIBUTION

Automatski brojač broj - Automatic counter number 000034
 Lokalizet - Location / Stacionaža - Mileage [km+m] Žljebovi / 15+302,00
 Broj puta - Road number / Dionica - Section M 19 / Han Pijesak 2 - Sokolac

PGDS - AADT	1716 voz/dan - veh/day							
Čas - Hour	Maksimalni vršni sat - Maximum peak hour	10	20	30	40	50	100	200
Sat u danu - Hour of day	10	13	15	13	17	10	13	15
Sat u godini - Hour in year	1618	3157	5343	5341	6017	3010	4621	5319
Dan - Day of week	subota-Saturday	nedelja-Sunday	nedelja-Sunday	nedelja-Sunday	nedelja-Sunday	ponedeljak-Monday	petak-Friday	subota-Saturday
Datum - Date	9	12	11	11	8	6	12	10
Mjesec - Month	mart-March	maj-May	avgust-August	avgust-August	septembar-September	maj-May	juli-July	avgust-August
Vrijednost - Value	291	244	232	220	214	206	193	178
% - percent	16.96	14.22	13.52	12.82	12.47	12.01	11.25	10.37



BROJANJE VOZILA NA MREŽI PUTEVA U REPUBLICI SRPSKOJ – 2013. GODINA
VEHICLE COUNTING ON THE ROAD NETWORK OF THE REPUBLIC OF SRPSKA – YEAR 2013

MJESEČNI BROJ VOZILA
MONTHLY NUMBER OF VEHICLES

Automatski brojač broj - Automatic counter number 000035
 Lokalitet - Location / Stacionaža - Mileage [km+m] Bulozi / 4+275,00
 Broj puta - Road number / Dionica - Section M 5 / granica / border RS (Lapišnica) - Ljubogošta

	Mjesec - Month											
	Januar- January	Februar- February	Mart- March	April- April	Maj- May	Jun- June	Juli- July	August- August	Septembar- September	Oktober- October	Novembar- November	Decembar- December
1	4667	6708	8470	5908	9886	6874	7457	7327	8765	6670	7955	4618
2	6457	6325	6435	5968	7949	6770	7216	8552	7122	7045	7609	5765
3	6603	4550	6996	7410	6989	6822	7346	7671	6803	7286	7158	5991
4	7063	5422	6448	6137	7022	7449	7674	7704	7312	8337	6560	6435
5	6359	5592	6163	7265	7387	7598	8299	7513	7453	8138	6577	6181
6	4949	5954	6237	6591	7094	6913	7797	7459	8570	8196	6574	7063
7	4129	5805	6422	6073	6697	7845	8643	8132	8827	6940	7260	6068
8	5565	6300	6831	6154	7051	7727	7805	7786	9355	7161	8553	5867
9	5651	5519	7130	6159	6046	8107	6990	9221	7041	7007	8302	6255
10	6204	5040	6295	6601	7640	6959	7875	8289	7119	7548	7148	6076
11	6773	5618	6087	6933	7575	6640	8291	9361	7869	8618	6710	6130
12	7246	5728	5950	7875	6449	6877	8740	8149	7546	8389	6534	6670
13	5831	5597	6251	7071	7085	7159	7590	7911	8151	7814	6518	7223
14	5429	5983	6095	7332	6468	8530	7834	7988	8523	8305	6997	7273
15	5802	6489	6078	6512	7305	8206	7451	8219	9590	7697	7457	5748
16	5584	6028	5387	6574	8216	8775	7396	8993	7304	8122	6868	6468
17	6031	5621	5723	6808	8251	6954	7398	8634	6983	7401	6455	6307
18	5920	5622	5744	6644	7841	7076	7526	9131	8169	8159	6602	6273
19	6084	5574	5782	7948	6907	7061	8402	8125	7459	8045	6423	6699
20	6366	5926	6388	7529	6861	7335	7790	7642	8447	8028	6790	6936
21	6395	5559	6184	7043	7159	7947	8022	7653	9281	7220	6421	6553
22	6159	6340	6750	6391	6789	7741	7253	7815	9103	7113	7604	6437
23	5214	6279	6915	6295	7828	7851	7152	8587	7318	6952	6635	6679
24	6078	4659	6127	6817	7402	7419	7366	8149	7118	7321	6328	6571
25	6087	5912	5857	6980	6577	7267	7451	8735	7599	8493	6901	5570
26	5255	5855	5273	8045	6794	7329	8180	7450	7709	7901	5573	5808
27	5766	6372	5712	8005	6787	7331	8064	7040	9269	8620	5265	6296
28	5323	6798	6231	7134	6899	8218	8005	8071	8423	7157	5826	5785
29	5371		6978	7195	6815	7398	6974	7698	8696	6888	6628	6548
30	5787		6861	9525	7766	7815	7379	8454	7143	7128	5653	5250
31	5807		5580		7137		7223	8169		7755		6411
Ukupno- Total	181955	163175	195380	208922	224672	223993	238589	251628	240067	237454	203884	193954
Prosjek- Average	5870	14834	6303	6964	7247	7466	7696	8117	8002	7660	6796	6257
Godišnji prosjek (PGDS) - Annual average (AADT)												7024

BROJANJE VOZILA NA MREŽI PUTEVA U REPUBLICI SRPSKOJ – 2013. GODINA
VEHICLE COUNTING ON THE ROAD NETWORK OF THE REPUBLIC OF SRPSKA – YEAR 2013

STRUKTURA SAOBRAĆAJNOG TOKA
TRAFFIC FLOW COMPOSITION

Automatski brojač broj - Automatic counter number 000035
 Lokalitet - Location / Stacionaža - Mileage [km+m] Bulozi / 4+275,00
 Broj puta - Road number / Dionica - Section M 5 / granica / border RS (Lapišnica) - Ljubogošta

Mjesec - Month	Smjer - Direction	Dužina vozila - Vehicle length								Ukupno - Total
		< 5,5 m	(%)	5,5 - 12 m	(%)	12 - 16,5 m	(%)	< 16,5 m	(%)	
Januar - January	I	84001	93.4	4958	5.5	956	1.1	25	0.0	89940
	II	86245	93.7	4687	5.1	1067	1.2	16	0.0	92015
	ukupno - total	170246	93.6	9645	5.3	2023	1.1	41	0.0	181955
Februar - February	I	75545	92.4	5072	6.2	1143	1.4	24	0.0	81784
	II	75212	92.4	4872	6.0	1288	1.6	19	0.0	81391
	ukupno - total	150757	92.4	9944	6.1	2431	1.5	43	0.0	163175
Mart - March	I	89919	92.3	5973	6.1	1519	1.6	26	0.0	97437
	II	90452	92.4	5769	5.9	1700	1.7	22	0.0	97943
	ukupno - total	180371	92.3	11742	6.0	3219	1.6	48	0.0	195380
April - April	I	96887	92.0	6564	6.2	1824	1.7	39	0.0	105314
	II	95351	92.0	6198	6.0	2036	2.0	23	0.0	103608
	ukupno - total	192238	92.0	12762	6.1	3860	1.8	62	0.0	208922
Maj - May	I	103540	92.6	6381	5.7	1889	1.7	22	0.0	111832
	II	104895	93.0	5847	5.2	2065	1.8	33	0.0	112840
	ukupno - total	208435	92.8	12228	5.4	3954	1.8	55	0.0	224672
Juni - June	I	103006	92.5	6394	5.7	1908	1.7	34	0.0	111342
	II	104374	92.7	6135	5.4	2120	1.9	22	0.0	112651
	ukupno - total	207380	92.6	12529	5.6	4028	1.8	56	0.0	223993
Juli - July	I	110649	92.6	6553	5.5	2221	1.9	37	0.0	119460
	II	110685	92.9	6232	5.2	2194	1.8	18	0.0	119129
	ukupno - total	221334	92.8	12785	5.4	4415	1.9	55	0.0	238589
Avgust - August	I	117264	93.2	6520	5.2	2026	1.6	38	0.0	125848
	II	117456	93.4	6272	5.0	2017	1.6	35	0.0	125780
	ukupno - total	234720	93.3	12792	5.1	4043	1.6	73	0.0	251628
Septembar - September	I	109958	92.0	7379	6.2	2149	1.8	34	0.0	119520
	II	111109	92.2	7096	5.9	2306	1.9	36	0.0	120547
	ukupno - total	221067	92.1	14475	6.0	4455	1.9	70	0.0	240067
Oktobar - October	I	108722	91.7	7641	6.4	2111	1.8	33	0.0	118507
	II	109361	91.9	7337	6.2	2217	1.9	32	0.0	118947
	ukupno - total	218083	91.8	14978	6.3	4328	1.8	65	0.0	237454
Novembar - November	I	93067	91.5	6793	6.7	1825	1.8	46	0.0	101731
	II	93411	91.4	6779	6.6	1941	1.9	22	0.0	102153
	ukupno - total	186478	91.5	13572	6.7	3766	1.8	68	0.0	203884
Decembar - December	I	88427	91.5	6643	6.9	1562	1.6	50	0.1	96682
	II	89005	91.5	6489	6.7	1749	1.8	29	0.0	97272
	ukupno - total	177432	91.5	13132	6.8	3311	1.7	79	0.0	193954
Ukupno (godišnje) - Total (annual)	I	1180985	92.3	76871	6.0	21133	1.7	408	0.0	1279397
	II	1187556	92.5	73713	5.7	22700	1.8	307	0.0	1284276
	ukupno - total	2368541	92.4	150584	5.9	43833	1.7	715	0.0	2563673
Prosjek (PGDS) - Average (AADT)	I	3236	92.3	211	6.0	58	1.7	1	0.0	3505
	II	3254	92.5	202	5.7	62	1.8	1	0.0	3519
	ukupno - total	6489	92.4	413	5.9	120	1.7	2	0.0	7024

BRONANJE VOZILA NA MREŽI PUTEVA U REPUBLICI SRPSKOJ – 2013. GODINA
VEHICLE COUNTING ON THE ROAD NETWORK OF THE REPUBLIC OF SRPSKA – YEAR 2013

SAOBRAĆAJNI POKAZATELJI

Automatski brojač broj Lokality / Stacionaža [km+m]
 Broj puta / Dionica

000035

Buloži / 4+275,00

M 5 / granica / border RS (Lapišnica) - Ljubogošta

Mjesec	Smjer	minimalni čas		maksimalni čas		minimalni dan		maksimalni dan		dnevni prosjek (05-21 h)	noćni prosjek (21-05 h)	prosjek radnim danom	prosjek vikendom	ljetni prosjek
		datum/dan	čas	voz/h	voz/dan	datum/dan	voz/dan	voz/dan	voz/dan					
Januar	I	7/ponedjeljak	2	1	12/subota	11	439	2031	12/subota	3704	2705	1741	1160	
	II	3/četvrtak	2	1	27/nedjelja	16	541	2098	12/subota	3542	2705	1735	1233	
	I+II	7/ponedjeljak	2	5	27/nedjelja	16	702	4129	12/subota	7246	5480	3476	2393	
Februar	I	4/ponedjeljak	2	1	28/četvrtak	16	372	2013	3/nedjelja	3640	2718	2150	770	
	II	5/utorak	2	1	10/nedjelja	16	406	2537	27/srijeda	3184	2723	2105	802	
	I+II	19/utorak	2	3	1/petak	15	649	4550	28/četvrtak	6798	5440	4256	1572	
Mart	I	6/srijeda	3	1	1/petak	10	558	2631	17/nedjelja	4699	2924	2155	988	
	II	27/srijeda	2	1	3/nedjelja	17	619	2625	26/utorak	4171	2958	2101	1059	
	I+II	27/srijeda	2	5	3/nedjelja	17	770	5273	26/utorak	8470	5882	420	2047	
April	I	8/ponedjeljak	3	0	30/utorak	18	586	2643	7/nedjelja	5700	3254	2591	920	
	II	4/četvrtak	1	2	14/nedjelja	19	597	2985	2/utorak	4253	3185	2481	973	
	I+II	9/utorak	3	5	30/utorak	16	834	5908	1/ponedjeljak	9525	6440	5071	1893	
Maj	I	19/nedjelja	3	3	1/srijeda	9	911	2711	12/nedjelja	5658	3327	2164	1444	
	II	28/utorak	2	4	1/srijeda	20	775	2990	9/četvrtak	4702	3281	2035	1605	
	I+II	5/nedjelja	3	11	1/srijeda	9	1004	6046	9/četvrtak	9886	6608	4199	3049	
Juni	I	12/srijeda	2	1	14/petak	16	430	2856	1/subota	4515	3404	2482	1230	3711
	II	4/utorak	2	4	16/nedjelja	19	654	3323	11/utorak	4841	3365	2409	1346	3755
	I+II	3/ponedjeljak	3	10	16/nedjelja	19	805	6640	11/utorak	8775	6769	4891	2575	7466
Juli	I	3/srijeda	2	3	12/petak	16	458	3399	14/nedjelja	4627	3527	2859	995	3854
	II	2/utorak	2	5	7/nedjelja	19	610	3470	9/utorak	4956	3439	2781	1062	3843
	I+II	2/utorak	2	9	7/nedjelja	19	752	6974	29/ponedjeljak	8740	6966	730	2056	7696
Avgust	I	27/utorak	2	4	16/petak	16	424	3467	4/nedjelja	4847	3725	2877	1183	4060
	II	14/srijeda	2	5	18/nedjelja	19	719	3476	27/utorak	5332	3608	2794	1263	4057
	I+II	27/utorak	2	11	18/nedjelja	19	922	7040	11/nedjelja	9361	7334	783	2447	8117
Septembar	I	2/ponedjeljak	2	2	27/petak	16	472	3418	9/ponedjeljak	5016	3718	2710	1274	3984
	II	24/utorak	3	2	8/nedjelja	19	859	3378	3/utorak	5604	3706	2607	1411	4018
	I+II	24/utorak	3	6	15/nedjelja	18	1021	6803	15/nedjelja	9590	7424	5317	2685	8002
Oktobar	I	2/srijeda	3	1	26/subota	8	427	3289	1/utorak	4539	3575	248	2802	1021
	II	8/utorak	2	4	27/nedjelja	17	737	3381	1/utorak	4953	3585	252	2757	1080
	I+II	8/utorak	3	6	27/nedjelja	17	934	6670	1/utorak	8620	7160	500	5559	2101
Novembar	I	27/srijeda	2	1	9/subota	10	432	2644	27/srijeda	4546	3174	217	2267	1124
	II	27/srijeda	2	2	10/nedjelja	17	578	2621	3/nedjelja	4172	3186	220	2243	1162
	I+II	27/srijeda	2	3	10/nedjelja	17	740	5265	8/petak	8553	6359	437	4510	2286
Decembar	I	3/utorak	3	1	22/nedjelja	11	440	2059	1/nedjelja	3774	2919	200	2260	859
	II	4/srijeda	1	2	22/nedjelja	16	507	2559	29/nedjelja	3509	2944	194	2226	912
	I+II	10/utorak	2	4	22/nedjelja	15	702	4618	1/nedjelja	7273	5863	393	4486	1771
Godina	I	8,4/ponedjeljak	3	0	1,5/srijeda	9	911	2013	3,2/nedjelja	5700	3250	255	3537	3903
	II	3,1/četvrtak	2	1	8,9/nedjelja	19	859	2098	7,1/ponedjeljak	5604	3232	286	3442	3686
	I+II	19,2/utorak	2	3	15,9/nedjelja	18	1021	4129	7,1/ponedjeljak	9886	6483	541	6979	7822

BRONJE VOZILA NA MREZI PUTEVA U REPUBLICI SRPSKOJ – 2013. GODINA
VEHICLE COUNTING ON THE ROAD NETWORK OF THE REPUBLIC OF SRPSKA – YEAR 2013

TRAFFIC PARAMETERS

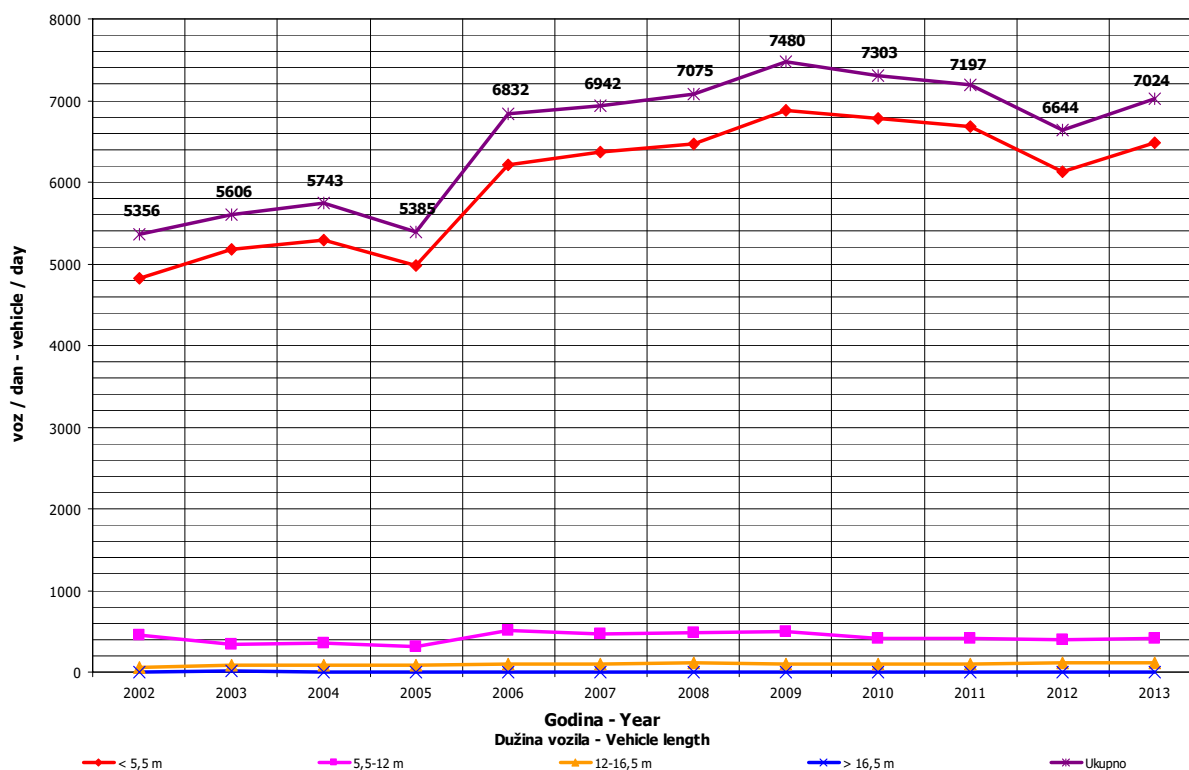
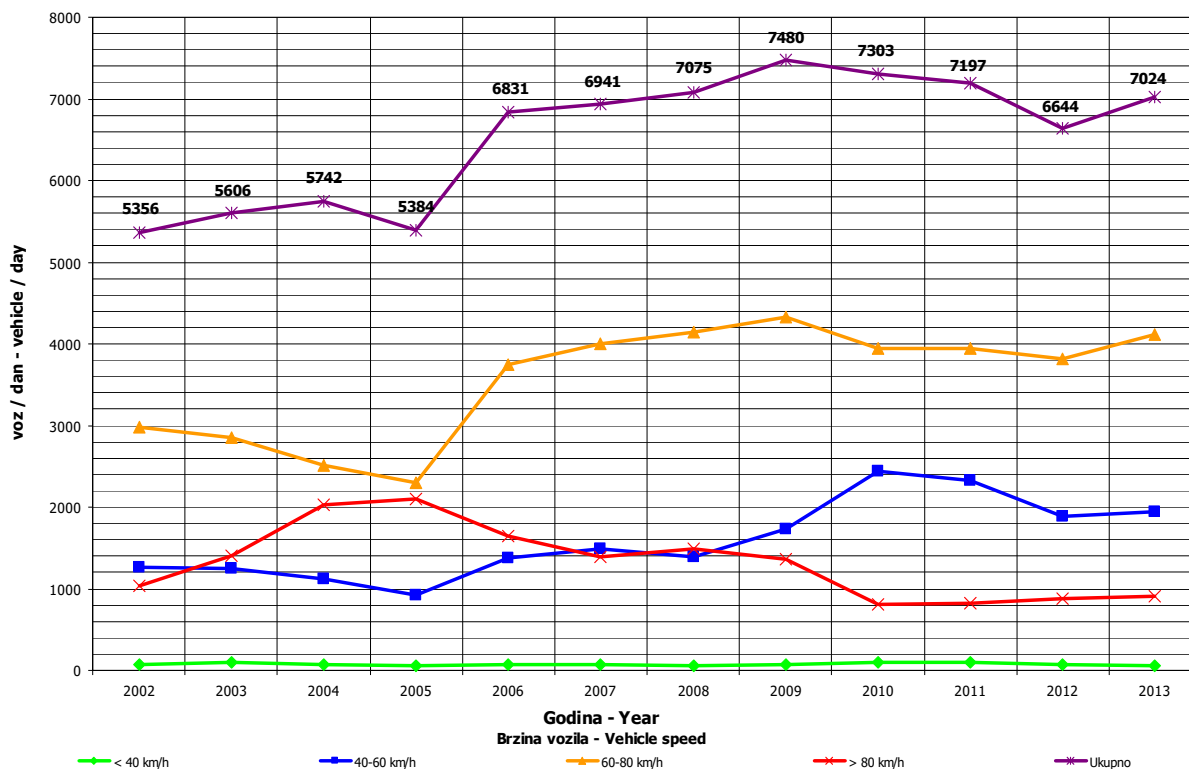
Automatic counter number 000035
 Location / Mileage [km+m] Buloži / 4+275,00
 Road number / Section M 5 / granica / border RS (Lapišnica) - Ljubogošta

Month	Direction	minimum hour		maximum hour		minimum day		maximum day		day time average (5-21 h)	night average (21-05 h)	working day average	weekend average	summer average
		date/day	hour	veh/h	date/day	hour	veh/day	date/day	veh/day					
January	I	7/Monday	2	1	12/Saturday	11	439	7/Monday	2031	2705	196	1741	1160	
	II	3/Thursday	2	1	27/Sunday	16	541	7/Monday	2098	2735	194	1735	1233	
	I+II	7/Monday	2	5	27/Sunday	16	702	7/Monday	4129	5480	390	3476	2393	
February	I	4/Monday	2	1	28/Thursday	16	372	3/Sunday	2013	2718	203	2150	770	
	II	5/Tuesday	2	1	10/Sunday	16	406	3/Sunday	2537	2723	184	2105	802	
	I+II	19/Tuesday	2	3	1/Friday	15	649	3/Sunday	4550	5440	387	4256	1572	
March	I	6/Wednesday	3	1	1/Friday	10	558	17/Sunday	2631	2924	219	2155	968	
	II	27/Wednesday	2	1	3/Sunday	17	619	26/Tuesday	2625	2958	201	2101	1059	
	I+II	27/Wednesday	2	5	3/Sunday	17	770	26/Tuesday	5273	5882	420	4256	2047	
April	I	8/Monday	3	0	30/Tuesday	18	586	7/Sunday	2643	3254	256	2591	920	
	II	4/Thursday	1	2	14/Sunday	19	597	2/Tuesday	2985	3185	268	2481	973	
	I+II	9/Tuesday	3	5	30/Tuesday	16	834	1/Monday	5908	6440	524	5071	1893	
May	I	19/Sunday	3	3	1/Wednesday	9	911	12/Sunday	2711	3327	280	2164	1444	
	II	28/Tuesday	2	4	1/Wednesday	20	775	9/Thursday	2990	3281	359	2035	1605	
	I+II	5/Sunday	3	11	1/Wednesday	9	1004	9/Thursday	6046	6608	639	4199	3049	
June	I	12/Wednesday	2	1	14/Friday	16	430	1/Saturday	2856	3404	308	2482	1230	3711
	II	4/Tuesday	2	4	16/Sunday	19	654	11/Tuesday	3323	3365	390	2409	1346	3755
	I+II	3/Monday	3	10	16/Sunday	19	805	11/Tuesday	6640	6769	698	4891	2575	7466
July	I	3/Wednesday	3	3	12/Friday	16	458	14/Sunday	3399	3527	327	2859	995	3854
	II	2/Tuesday	2	5	7/Sunday	19	610	9/Tuesday	3470	3439	404	2781	1062	3843
	I+II	2/Tuesday	2	9	7/Sunday	19	752	29/Monday	6974	6966	730	5640	2056	7696
August	I	27/Tuesday	2	4	16/Friday	16	424	4/Sunday	3467	3725	334	2877	1183	4060
	II	14/Wednesday	2	5	18/Sunday	19	719	27/Tuesday	3476	3608	449	2794	1263	4057
	I+II	27/Tuesday	2	11	18/Sunday	19	922	27/Tuesday	7040	7334	783	5670	2447	8117
September	I	2/Monday	2	2	27/Friday	16	472	9/Monday	3418	3718	266	2710	1274	3984
	II	24/Tuesday	3	2	8/Sunday	19	859	3/Tuesday	3378	3706	312	2607	1411	4018
	I+II	24/Tuesday	3	6	15/Sunday	18	1021	3/Tuesday	6803	7424	578	5317	2685	8002
October	I	2/Wednesday	3	1	26/Saturday	8	427	1/Tuesday	3289	3575	248	2802	1021	
	II	8/Tuesday	2	4	27/Sunday	17	737	1/Tuesday	3381	3585	252	2757	1080	
	I+II	8/Tuesday	3	6	27/Sunday	17	934	1/Tuesday	6670	7160	500	5559	2101	
November	I	27/Wednesday	2	1	9/Saturday	10	432	27/Wednesday	2644	3174	217	2267	1124	
	II	27/Wednesday	2	2	10/Sunday	17	578	8/Friday	2621	3186	220	2243	1162	
	I+II	27/Wednesday	2	3	10/Sunday	17	740	27/Wednesday	5265	6359	437	4510	2286	
December	I	3/Tuesday	3	1	22/Sunday	11	440	1/Sunday	2059	2919	200	2260	859	
	II	4/Wednesday	1	2	22/Sunday	16	507	1/Sunday	2559	2944	194	2226	912	
	I+II	10/Tuesday	2	4	22/Sunday	15	702	1/Sunday	4618	5863	393	4486	1771	
Year	I	8.4/Monday	3	0	1.5/Wednesday	9	911	3-2/Sunday	2013	5700	255	3537	3436	3903
	II	3.1/Thursday	2	1	8.9/Sunday	19	859	7.1/Monday	2098	3232	286	3442	3686	3919
	I+II	19.2/Tuesday	2	3	15.9/Sunday	18	1021	7.1/Monday	4129	6483	541	6979	7122	7822

GODIŠNJA NERAVNOMJERNOST SAOBRAĆAJNOG TOKA TRAFFIC FLOW ANNUAL VARIATION

Automatski brojač broj - Automatic counter number
 Lokalizet - Location / Stacionaža - Mileage [km+m]
 Broj puta - Road number / Dionica - Section

000035
 Bulozi / 4+275,00
 M 5 / granica / border RS (Lapišnica) - Ljubogošta



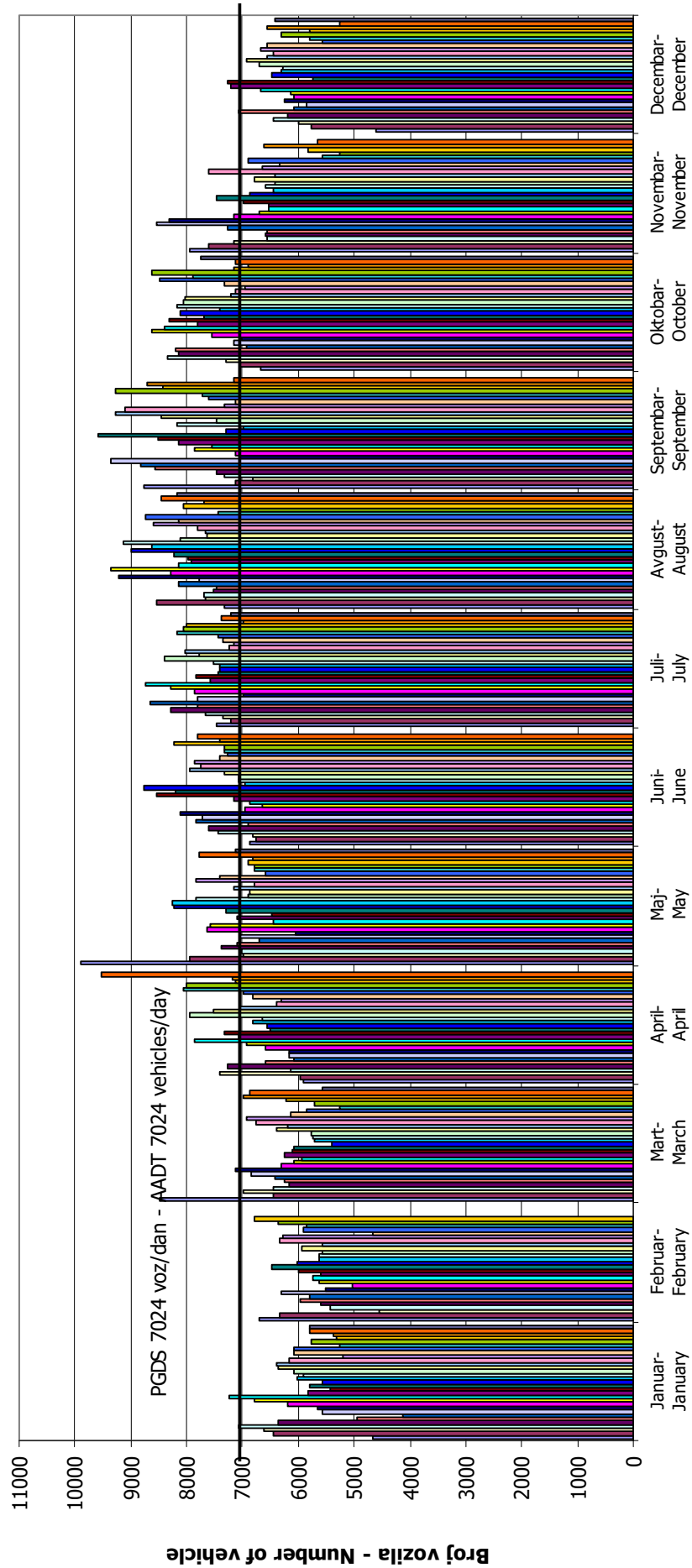
DNEVNA NERAVNOMJERNOST SAOBRAĆAJNOG TOKA
TRAFFIC FLOW DAILY VARIATION

Automatski brojač broj - Automatic counter number
 Lokalizet - Location / Stacionaža - Mileage [km+tm]
 Broj puta - Road number/ Dionica - Section

000035

Bulozi / 4+275,00

M 5 / granica / border RS (Lapišnica) - Ljubogošta

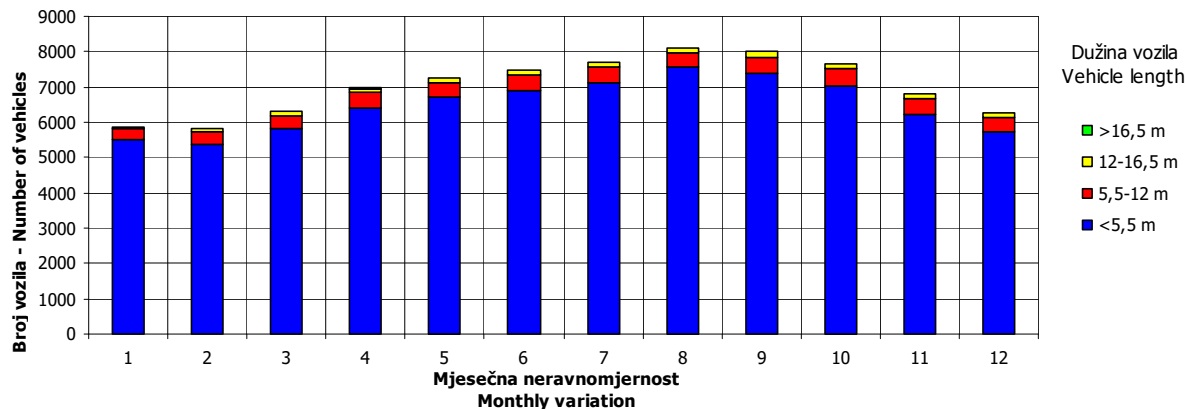
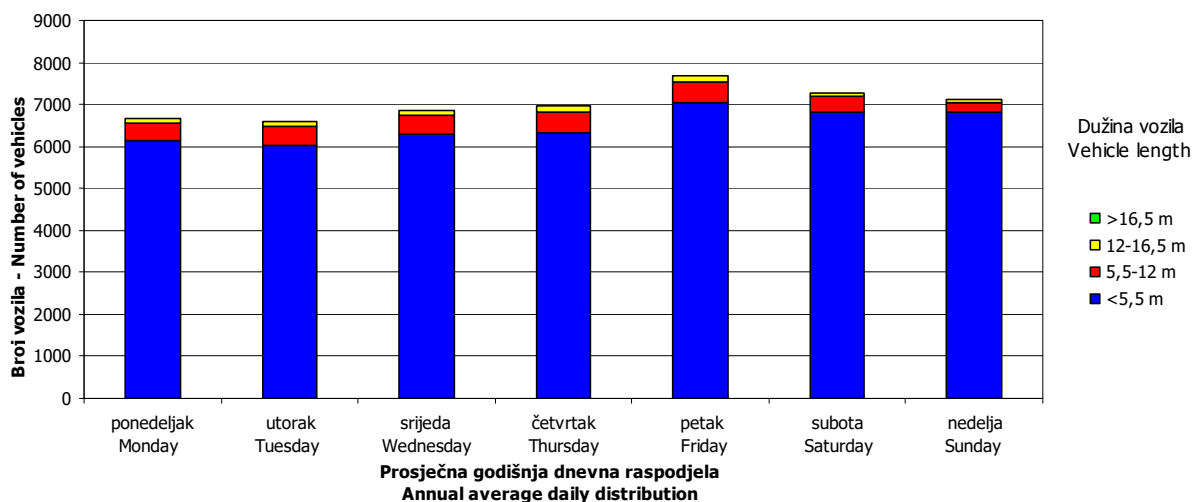
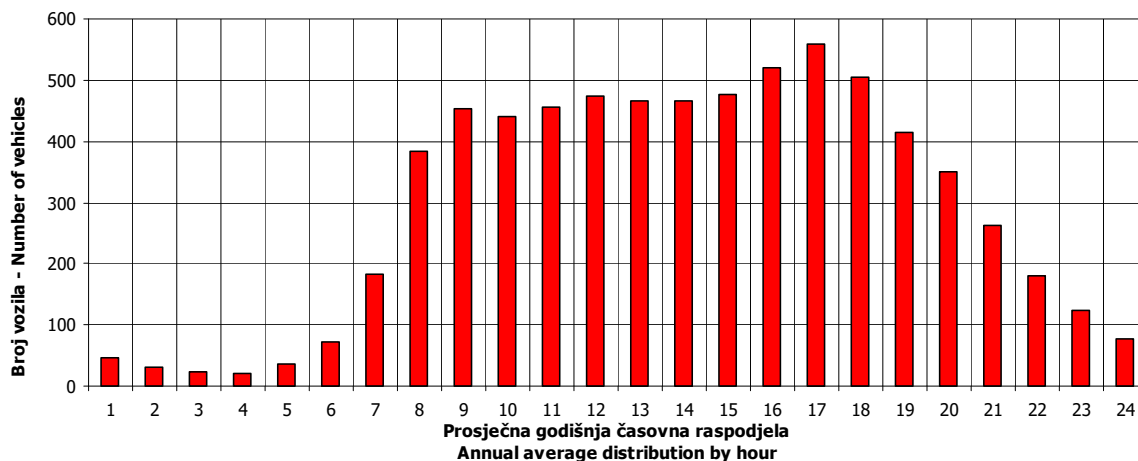


VREMENSKA RASPODJELA SAOBRAĆAJNOG TOKA TRAFFIC FLOW TIME DISTRIBUTION

Automatski brojač broj - Automatic counter number
 Lokalizet - Location / Stacionaža - Mileage [km+m]
 Broj puta - Road number / Dionica - Section

000035
 Bulozi / 4+275,00
 M 5 / granica / border RS (Lapišnica) - Ljubogošta

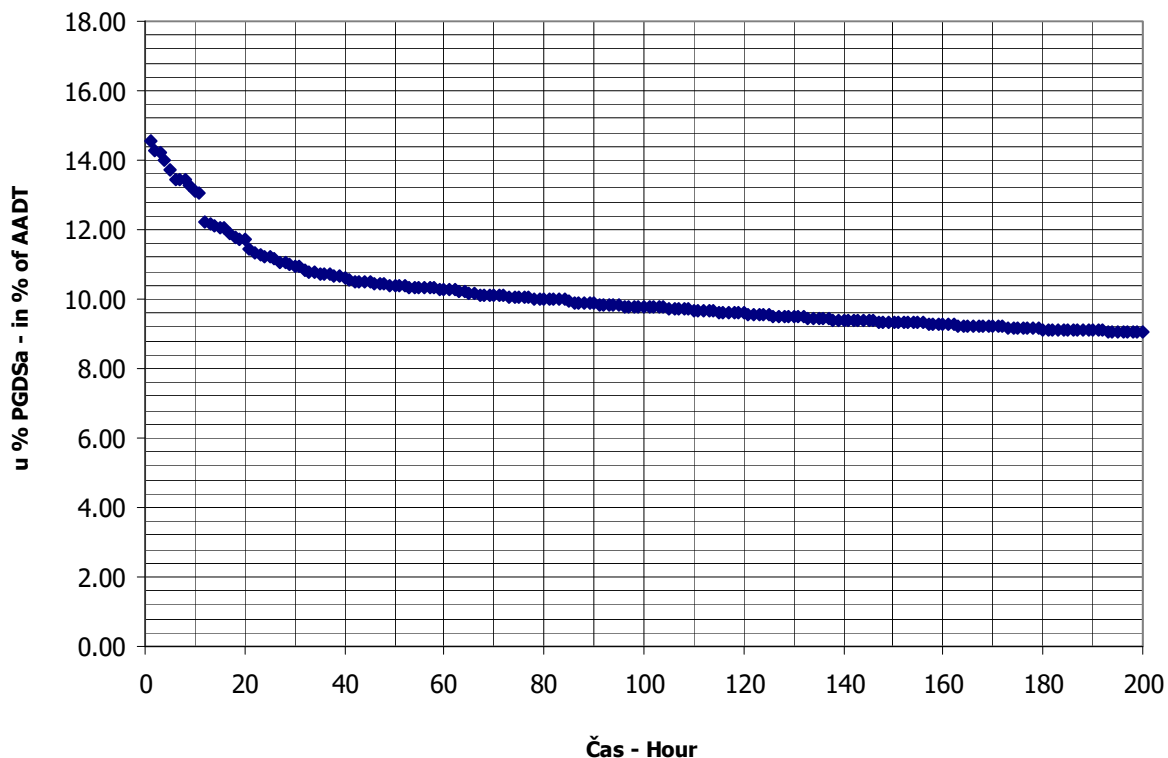
PGDS 7024 voz/dan AADT 7024 veh/day



SATNA DISTRIBUCIJA SAOBRAĆAJNOG TOKA
TRAFFIC FLOW HOURLY DISTRIBUTION

Automatski brojač broj - Automatic counter number 000035
 Lokalizet - Location / Stacionaža - Mileage [km+m] Bulozi / 4+275,00
 Broj puta - Road number / Dionica - Section M 5 / granica / border RS (Lapišnica) - Ljubogošta

PGDS - AADT	7024 voz/dan - veh/day							
Čas - Hour	Maksimalni vršni sat - Maximum peak hour	10	20	30	40	50	100	200
Sat u danu - Hour of day	18	18	19	19	17	16	16	16
Sat u godini - Hour in year	6186	6522	4003	6691	7529	4624	4456	7264
Dan - Day of week	nedelja - Sunday	nedelja - Sunday	nedelja - Sunday	nedelja - Sunday	nedelja - Sunday	petak - Friday	petak - Friday	srijeda - Wednesday
Datum - Date	15	29	16	6	10	12	5	30
Mjesec - Month	septembar - September	septembar - September	juni - June	oktobar - October	novembar - November	juli - July	juli - July	oktobar - October
Vrijednost - Value	1021	916	805	767	740	730	686	634
% - percent	14.54	13.04	11.46	10.92	10.54	10.39	9.77	9.03



BROJANJE VOZILA NA MREŽI PUTEVA U REPUBLICI SRPSKOJ – 2013. GODINA
VEHICLE COUNTING ON THE ROAD NETWORK OF THE REPUBLIC OF SRPSKA – YEAR 2013

MJESEČNI BROJ VOZILA
MONTHLY NUMBER OF VEHICLES

Automatski brojač broj - Automatic counter number 000036
 Lokalitet - Location / Stacionaža - Mileage [km+m] Kijevo / 4+562,00
 Broj puta - Road number / Dionica - Section M 18 / Krupac - granica / border RS (Bogatići)

	Mjesec - Month											
	Januar- January	Februar- February	Mart- March	April- April	Maj- May	Jun- June	Juli- July	August- August	Septembar- September	Oktober- October	Novembar- November	Decembar- December
1	1632	2114	2921	1924	6911	3518	3762	4088	5828	2861	3372	1818
2	2083	2337	2399	1982	4553	4216	3622	4403	3746	3078	4103	1917
3	1776	1571	3156	2072	3377	2961	3805	5020	3470	3412	3951	1873
4	2056	1375	2116	2646	3936	2824	3827	5469	3636	3932	2852	2053
5	2204	1575	2158	2472	4181	3387	4281	4143	3605	4365	2624	2255
6	1839	1856	2141	2971	3275	3122	4648	4044	4325	4929	2727	2410
7	1362	1620	2217	2925	3314	3461	5368	4250	5536	3193	2926	2306
8	1712	1944	2320	2277	3116	4526	3792	4847	6213	3149	3623	2287
9	1773	1617	3311	2283	3091	5045	3270	5319	3693	2997	4340	1936
10	1922	1302	2814	2392	3461	2986	4205	5738	3306	3324	3990	1905
11	2097	1492	1994	2733	4162	2898	3813	6646	3339	3598	2508	2160
12	2352	1533	1983	3144	3650	3033	4281	4912	3274	4177	2339	2287
13	2035	1514	2127	3918	2733	3141	4894	4487	4167	4156	2472	2368
14	1729	1518	1839	4131	3381	3945	5215	4373	5103	3364	2592	2424
15	2110	2004	1552	2699	3188	5130	3829	4578	6377	4097	3002	2378
16	1699	2053	1662	2857	3147	5530	3635	5267	3806	3337	3258	1967
17	1777	1948	1832	3066	3559	3482	3679	7051	3397	3010	3457	1954
18	1417	1580	1774	3043	4632	3381	3788	6783	4002	3376	2728	2184
19	1767	1578	1901	3572	4822	3645	4216	4855	3563	4252	2548	2332
20	2135	1875	2134	4704	3152	3608	5148	4250	4701	4570	2649	2323
21	2227	1529	2024	4612	3210	4281	5296	4271	5475	3158	2792	2505
22	1758	1778	2403	2684	3178	4961	3877	4055	5620	3153	2968	2295
23	1381	2070	3060	2681	2702	5375	3682	4845	3325	3147	3177	2079
24	1250	1534	3178	3195	3341	3710	3980	5542	3531	3319	3167	2017
25	1590	1776	2073	3111	3623	3283	3816	5898	3847	3953	2697	2245
26	1467	1902	1728	3652	3815	3485	4399	4008	3699	4560	1593	1482
27	1730	1810	1848	4269	3046	3525	5354	3860	4166	4850	1408	2515
28	1510	1935	2030	4201	3005	4389	5488	3667	5092	3055	1782	2837
29	1660		2425	3017	3340	4640	3942	3643	5667	3003	2265	2599
30	1742		3728	4233	2790	5164	3705	4422	3050	2948	2207	2424
31	1895		2655		3523		3829	5360		3204		2186
Ukupno- Total	55687	48740	71503	93466	111214	116652	130446	150094	128559	111527	86117	68321
Prosjek- Average	1796	4431	2307	3116	3588	3888	4208	4842	4285	3598	2871	2204
Godišnji prosjek (PGDS) - Annual average (AADT)												3212

BROJANJE VOZILA NA MREŽI PUTEVA U REPUBLICI SRPSKOJ – 2013. GODINA
VEHICLE COUNTING ON THE ROAD NETWORK OF THE REPUBLIC OF SRPSKA – YEAR 2013

STRUKTURA SAOBRAĆAJNOG TOKA
TRAFFIC FLOW COMPOSITION

Automatski brojač broj - Automatic counter number
 Lokalizet - Location / Stacionaža - Mileage [km+m]
 Broj puta - Road number / Dionica - Section

000036
 Kijevo / 4+562,00
 M 18 / Krupac - granica / border RS (Bogatići)

Mjesec - Month	Smjer - Direction	Dužina vozila - Vehicle length								Ukupno - Total
		< 5,5 m	(%)	5,5 - 12 m	(%)	12 - 16,5 m	(%)	< 16,5 m	(%)	
Januar - January	I	24763	89.0	2714	9.8	322	1.2	23	0.1	27822
	II	25092	90.0	2525	9.1	245	0.9	3	0.0	27865
	ukupno - total	49855	89.5	5239	9.4	567	1.0	26	0.0	55687
Februar - February	I	21364	87.6	2681	11.0	318	1.3	20	0.1	24383
	II	21572	88.6	2524	10.4	259	1.1	2	0.0	24357
	ukupno - total	42936	88.1	5205	10.7	577	1.2	22	0.0	48740
Mart - March	I	31721	88.5	3612	10.1	481	1.3	30	0.1	35844
	II	31829	89.3	3367	9.4	456	1.3	7	0.0	35659
	ukupno - total	63550	88.9	6979	9.8	937	1.3	37	0.1	71503
April - April	I	42192	88.7	4607	9.7	733	1.5	26	0.1	47558
	II	40976	89.3	4294	9.4	634	1.4	4	0.0	45908
	ukupno - total	83168	89.0	8901	9.5	1367	1.5	30	0.0	93466
Maj - May	I	49322	89.1	5051	9.1	937	1.7	70	0.1	55380
	II	50062	89.7	4926	8.8	840	1.5	6	0.0	55834
	ukupno - total	99384	89.4	9977	9.0	1777	1.6	76	0.1	111214
Juni - June	I	52833	89.7	5262	8.9	788	1.3	43	0.1	58926
	II	51936	90.0	5004	8.7	775	1.3	11	0.0	57726
	ukupno - total	104769	89.8	10266	8.8	1563	1.3	54	0.0	116652
Juli - July	I	60172	90.5	5514	8.3	759	1.1	48	0.1	66493
	II	57916	90.6	5263	8.2	772	1.2	2	0.0	63953
	ukupno - total	118088	90.5	10777	8.3	1531	1.2	50	0.0	130446
Avgust - August	I	69053	92.0	5049	6.7	947	1.3	38	0.1	75087
	II	69349	92.5	4764	6.4	886	1.2	8	0.0	75007
	ukupno - total	138402	92.2	9813	6.5	1833	1.2	46	0.0	150094
Septembar - September	I	56275	88.4	6049	9.5	1226	1.9	83	0.1	63633
	II	58191	89.6	5524	8.5	1181	1.8	30	0.0	64926
	ukupno - total	114466	89.0	11573	9.0	2407	1.9	113	0.1	128559
Oktobar - October	I	48549	87.2	5902	10.6	1170	2.1	50	0.1	55671
	II	49166	88.0	5590	10.0	1096	2.0	4	0.0	55856
	ukupno - total	97715	87.6	11492	10.3	2266	2.0	54	0.0	111527
Novembar - November	I	37317	86.6	4872	11.3	862	2.0	39	0.1	43090
	II	37068	86.2	5194	12.1	761	1.8	4	0.0	43027
	ukupno - total	74385	86.4	10066	11.7	1623	1.9	43	0.0	86117
Decembar - December	I	29691	86.8	3874	11.3	588	1.7	45	0.1	34198
	II	29592	86.7	3964	11.6	564	1.7	3	0.0	34123
	ukupno - total	59283	86.8	7838	11.5	1152	1.7	48	0.1	68321
Ukupno (godišnje) - Total (annual)	I	523252	89.0	55187	9.4	9131	1.6	515	0.1	588085
	II	522749	89.5	52939	9.1	8469	1.4	84	0.0	584241
	ukupno - total	1046001	89.2	108126	9.2	17600	1.5	599	0.1	1172326
Prosjek (PGDS) - Average (AADT)	I	1434	89.0	151	9.4	25	1.6	1	0.1	1611
	II	1432	89.5	145	9.1	23	1.4	0	0.0	1601
	ukupno - total	2866	89.2	296	9.2	48	1.5	2	0.1	3212

BRONANJE VOZILA NA MREŽI PUTEVA U REPUBLICI SRPSKOJ – 2013. GODINA
VEHICLE COUNTING ON THE ROAD NETWORK OF THE REPUBLIC OF SRPSKA – YEAR 2013

SAOBRAĆAJNI POKAZATELJI

Automatski brojač broj Lokalityet / Stacionaža [km+m] Broj puta / Dionica
 000036
 Kijevo / 4+562,00
 M 18 / Krupac - granica / border RS (Bogatići)

Mjesec	Smjer	minimalni čas		maksimalni čas		minimalni dan		maksimalni dan		dnevni prosjek (05-21 h)	noćni prosjek (21-05 h)	prosjek radnim danom	prosjek vikendom	ljetni prosjek
		datum/dan	čas	voz/h	voz/dan	datum/dan	voz/dan	datum/dan	voz/dan					
Januar	I	3/četvrtak	2	0	12/subota	12	152	24/četvrtak	615	1247	843	55	516	382
	II	7/ponedjeljak	2	0	2/srijeda	16	163	24/četvrtak	635	1176	849	50	503	396
	I+II	7/ponedjeljak	2	0	12/subota	12	239	24/četvrtak	1250	2352	1692	104	1019	778
Februar	I	5/utorak	1	0	2/subota	11	129	10/nedjelja	598	1231	813	58	617	253
	II	1/petak	2	0	17/nedjelja	16	143	2/subota	704	1106	825	45	608	262
	I+II	21/četvrtak	1	0	2/subota	12	217	10/nedjelja	1302	2337	1638	103	1225	515
Mart	I	14/četvrtak	4	0	30/subota	10	241	15/petak	803	2013	1089	68	719	437
	II	1/petak	1	0	3/nedjelja	17	306	15/petak	749	1827	1086	64	691	459
	I+II	15/petak	2	1	24/nedjelja	18	376	15/petak	1552	3728	2175	132	1410	897
April	I	9/utorak	2	0	30/utorak	18	339	1/ponedjeljak	933	2635	1496	90	1072	514
	II	1/ponedjeljak	3	0	21/nedjelja	19	469	2/utorak	990	2743	1408	122	986	544
	I+II	5/petak	3	1	21/nedjelja	19	517	1/ponedjeljak	1924	4704	2904	212	2058	1058
Maj	I	13/ponedjeljak	2	0	1/srijeda	9	637	23/četvrtak	1318	3952	1679	107	950	837
	II	10/petak	2	0	1/srijeda	20	688	23/četvrtak	1384	2959	1613	188	895	906
	I+II	10/petak	2	1	1/srijeda	20	729	23/četvrtak	2702	6911	3292	295	1845	1743
Juni	I	7/petak	3	2	15/subota	10	295	4/utorak	1407	2880	1811	153	1183	781
	II	12/srijeda	4	0	16/nedjelja	20	596	11/utorak	1416	3102	1633	291	1102	822
	I+II	13/četvrtak	2	3	16/nedjelja	20	658	4/utorak	2824	5530	3445	444	2285	1604
Juli	I	8/ponedjeljak	3	3	20/subota	11	259	9/utorak	1633	2955	1942	203	1491	654
	II	2/utorak	3	1	28/nedjelja	20	518	9/utorak	1637	3179	1723	340	1381	682
	I+II	20/subota	2	12	28/nedjelja	20	585	9/utorak	3270	5488	3665	543	2872	1336
Avgust	I	1/četvrtak	2	6	17/subota	9	334	28/srijeda	1783	3660	2140	282	1583	839
	II	29/četvrtak	2	2	25/nedjelja	18	600	29/četvrtak	1839	3973	2057	362	1533	887
	I+II	29/četvrtak	1	12	25/nedjelja	18	687	29/četvrtak	3643	7051	4198	644	3116	1726
Septembar	I	18/srijeda	3	1	7/subota	8	327	30/ponedjeljak	1445	3162	2011	110	1324	797
	II	10/utorak	2	1	15/nedjelja	18	707	30/ponedjeljak	1605	3763	2011	153	1264	900
	I+II	10/utorak	2	3	15/nedjelja	18	780	30/ponedjeljak	3050	6377	4022	264	2588	1697
Oktobar	I	1/utorak	2	0	26/subota	8	289	1/utorak	1432	2524	1699	97	1236	559
	II	5/subota	3	0	27/nedjelja	17	572	1/utorak	1429	2903	1703	99	1204	597
	I+II	28/ponedjeljak	3	0	27/nedjelja	17	645	1/utorak	2861	4929	3402	196	2441	1157
Novembar	I	8/petak	2	0	9/subota	11	248	27/srijeda	712	2346	1358	78	870	567
	II	6/srijeda	2	2	10/nedjelja	16	395	27/srijeda	696	2322	1361	73	853	581
	I+II	6/srijeda	2	2	10/nedjelja	16	466	27/srijeda	1408	4340	2719	151	1723	1148
Decembar	I	4/srijeda	1	0	28/subota	10	157	26/četvrtak	747	1471	1040	63	766	337
	II	4/srijeda	1	0	22/nedjelja	15	201	26/četvrtak	735	1433	1044	57	746	355
	I+II	4/srijeda	2	0	29/nedjelja	15	276	26/četvrtak	1482	2837	2084	120	1512	692
Godina	I	3.1/četvrtak	2	0	1.5/srijeda	9	637	10.2/nedjelja	598	3952	1497	114	1503	1846
	II	7.1/ponedjeljak	2	0	15.9/nedjelja	18	707	24.1/četvrtak	635	3973	1446	155	1435	1961
	I+II	7.1/ponedjeljak	2	0	15.9/nedjelja	18	780	24.1/četvrtak	1250	7051	2943	269	2938	3807

BROJANJE VOZILA NA MREŽI PUTEVA U REPUBLICI SRPSKOJ – 2013. GODINA
VEHICLE COUNTING ON THE ROAD NETWORK OF THE REPUBLIC OF SRPSKA – YEAR 2013

TRAFFIC PARAMETERS

Automatic counter number
 Location / Mileage [km+m]
 Road number / Section

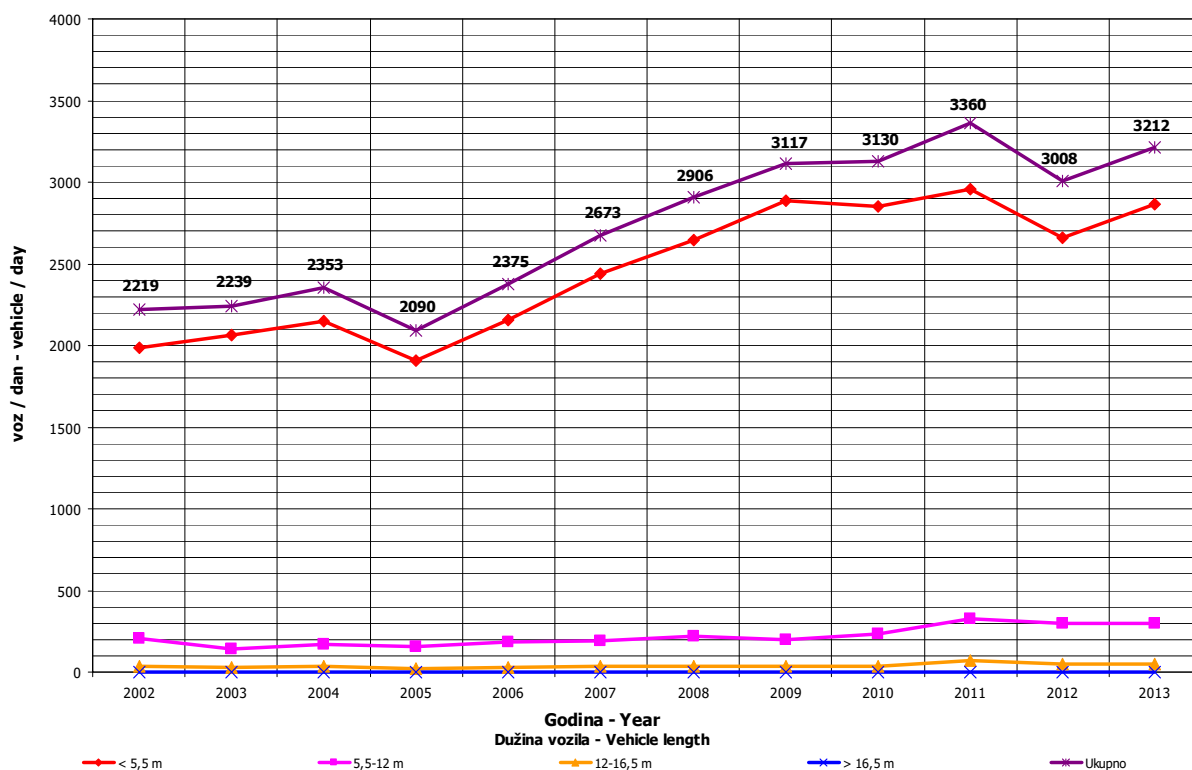
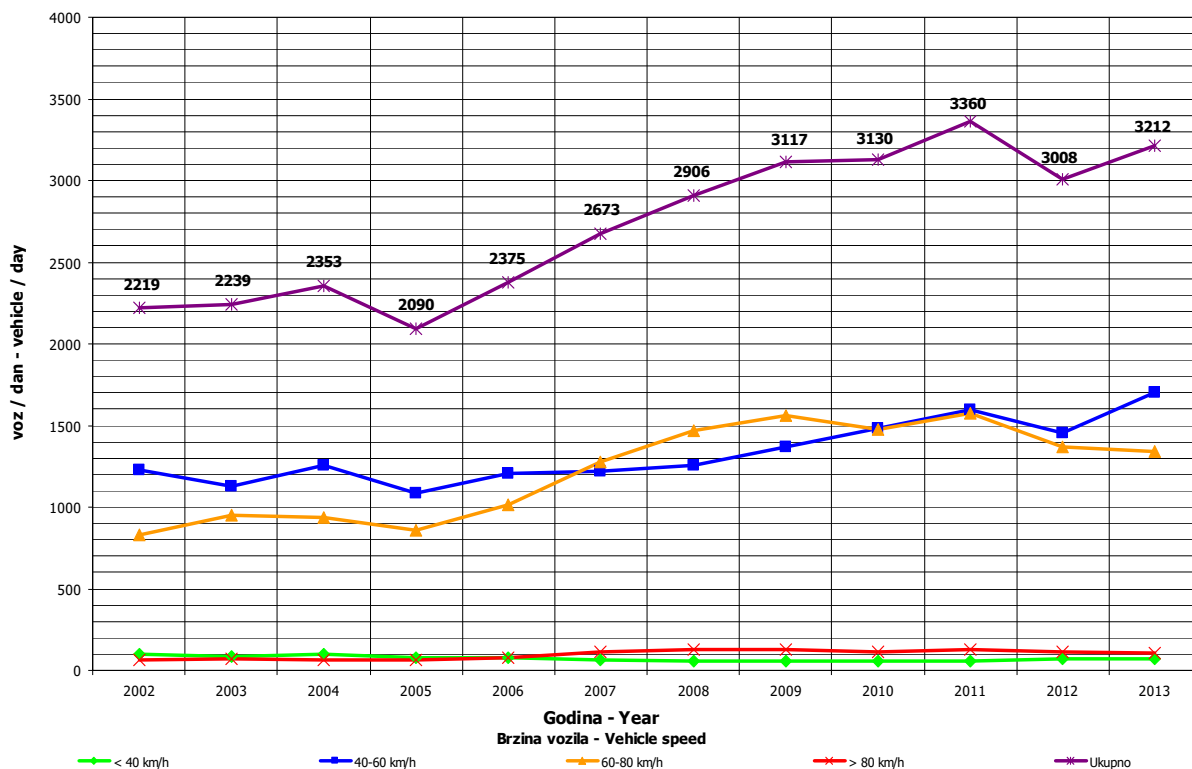
000036
 Kijevo / 4+562,00
 M 18 / Krupac - granica / border RS (Bogatići)

Month	Direction	minimum hour		maximum hour		minimum day		maximum day		day time average (5-21 h)	night average (21-05 h)	working day average	weekend average	summer average
		date/day	hour	veh/h	date/day	hour	veh/day	date/day	veh/day					
January	I	3/Thursday	2	0	12/Saturday	12	152	24/Thursday	615	843	55	516	382	
	II	7/Monday	2	0	2/Wednesday	16	163	24/Thursday	635	849	50	503	396	
	I+II	7/Monday	2	0	12/Saturday	12	239	24/Thursday	1250	1692	104	1019	778	
February	I	5/Tuesday	1	0	2/Saturday	11	129	10/Sunday	598	813	58	617	253	
	II	1/Friday	2	0	17/Sunday	16	143	10/Sunday	704	825	45	608	262	
	I+II	21/Thursday	1	0	2/Saturday	12	217	10/Sunday	1302	1638	103	1225	515	
March	I	14/Thursday	4	0	30/Saturday	10	241	15/Friday	803	1089	68	719	437	
	II	1/Friday	1	0	3/Sunday	17	306	15/Friday	749	1086	64	691	459	
	I+II	15/Friday	2	1	24/Sunday	18	376	15/Friday	1552	2175	132	1410	897	
April	I	9/Thursday	2	0	30/Tuesday	18	339	1/Monday	933	1496	90	1072	514	
	II	1/Monday	3	0	21/Sunday	19	469	2/Tuesday	990	1408	122	986	544	
	I+II	5/Friday	3	1	21/Sunday	19	517	1/Monday	1924	2904	212	2058	1058	
May	I	13/Monday	2	0	1/Wednesday	9	637	23/Thursday	1318	1679	107	950	837	
	II	10/Friday	2	0	1/Wednesday	20	688	23/Thursday	1384	1613	188	895	906	
	I+II	10/Friday	2	1	1/Wednesday	20	729	23/Thursday	2702	3292	295	1845	1743	
June	I	7/Friday	3	2	15/Saturday	10	295	4/Tuesday	1407	1811	153	1183	781	1964
	II	12/Wednesday	4	0	16/Sunday	20	596	14/Tuesday	1416	1633	291	1102	822	1924
	I+II	13/Thursday	3	3	16/Sunday	20	658	4/Tuesday	2824	3445	444	2285	1604	3888
July	I	8/Monday	2	3	20/Saturday	11	259	9/Tuesday	1633	1942	203	1491	654	2145
	II	2/Tuesday	3	1	28/Sunday	20	518	9/Tuesday	1637	1723	340	1381	682	2063
	I+II	20/Saturday	2	12	28/Sunday	20	585	9/Tuesday	3270	3665	543	2872	1336	4208
August	I	1/Thursday	2	6	17/Saturday	9	334	28/Wednesday	1783	2140	282	1583	839	2422
	II	29/Thursday	2	2	25/Sunday	18	600	29/Thursday	1839	2057	362	1533	887	2420
	I+II	29/Thursday	1	12	25/Sunday	18	687	29/Thursday	3643	4198	644	3116	1726	4842
September	I	18/Wednesday	3	1	7/Saturday	8	327	30/Monday	1445	2011	110	1324	797	2121
	II	10/Tuesday	2	1	15/Sunday	18	707	30/Monday	1605	2011	153	1264	900	2164
	I+II	10/Tuesday	2	3	15/Sunday	18	780	30/Monday	3050	4022	264	2588	1697	4285
October	I	1/Tuesday	2	0	26/Saturday	8	289	1/Tuesday	1432	1699	97	1236	559	
	II	5/Saturday	3	0	27/Sunday	17	572	1/Tuesday	1429	1703	99	1204	597	
	I+II	28/Monday	3	0	27/Sunday	17	645	1/Tuesday	2861	3402	196	2441	1157	
November	I	20/Wednesday	2	0	9/Saturday	11	248	27/Wednesday	712	1358	78	870	567	
	II	8/Friday	2	0	10/Sunday	16	395	27/Wednesday	696	1361	73	853	581	
	I+II	6/Wednesday	2	2	10/Sunday	16	466	27/Wednesday	1408	2719	151	1723	1148	
December	I	4/Wednesday	1	0	28/Saturday	10	157	26/Thursday	747	1040	63	766	337	
	II	4/Wednesday	1	0	29/Sunday	15	201	26/Thursday	735	1044	57	746	355	
	I+II	4/Wednesday	1	0	29/Sunday	15	276	26/Thursday	1482	2084	120	1512	692	
Year	I	3.1/Thursday	2	0	1.5/Wednesday	9	637	10.2/Sunday	598	1497	114	1503	1846	2165
	II	7.1/Monday	2	0	15.9/Sunday	18	707	24.1/Thursday	635	1446	155	1435	1961	2144
	I+II	7.1/Monday	2	0	15.9/Sunday	18	780	24.1/Thursday	1250	2943	269	2938	3807	4309

GODIŠNJA NERAVNOMJERNOST SAOBRAĆAJNOG TOKA TRAFFIC FLOW ANNUAL VARIATION

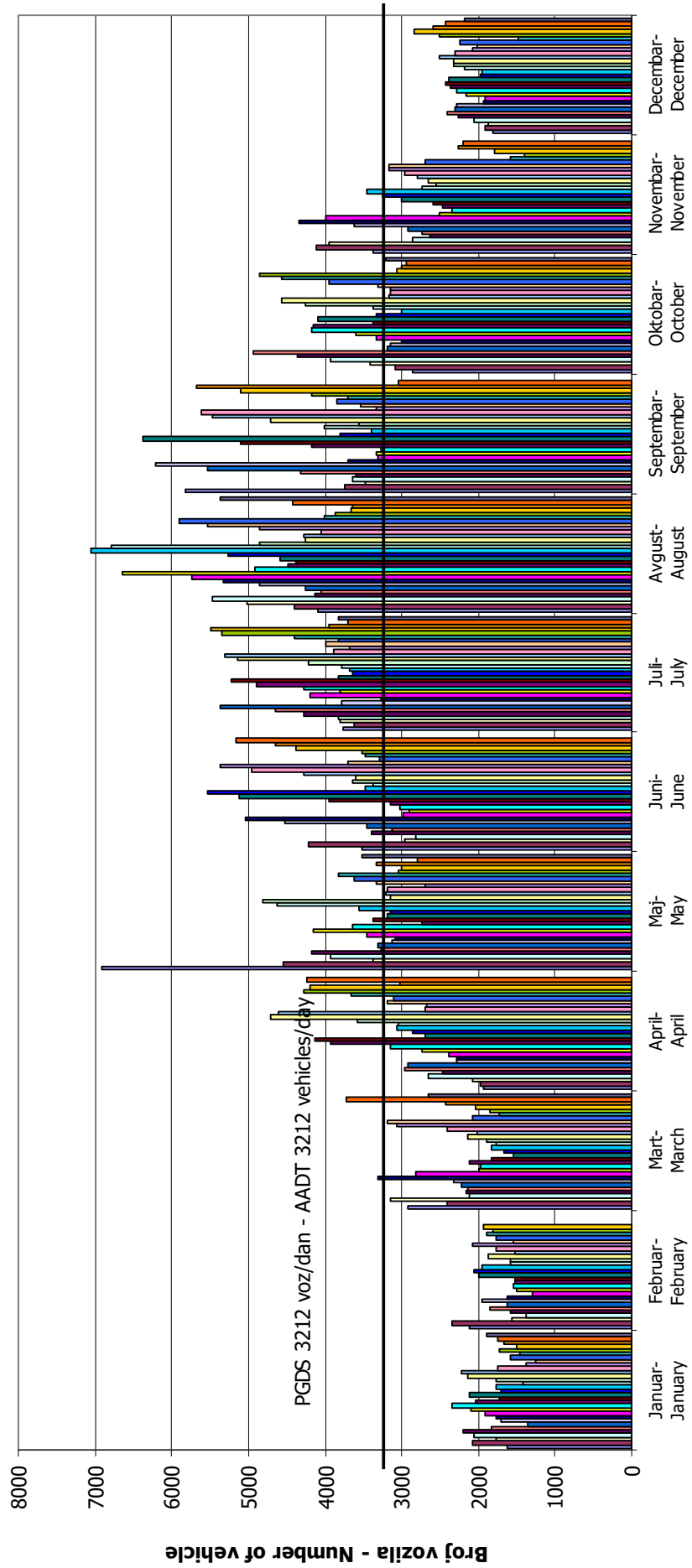
Automatski brojač broj - Automatic counter number
 Lokalizet - Location / Stacionaža - Mileage [km+m]
 Broj puta - Road number / Dionica - Section

000036
 Kijevo / 4+562,00
 M 18 / Krupac - granica / border RS (Bogatići)



DNEVNA NERAVNOMJERNOST SAOBRAĆAJNOG TOKA
TRAFFIC FLOW DAILY VARIATION

Automatski brojač broj - Automatic counter number 000036
 Lokalityet - Location / Stacionaža - Mileage [km+m] Kijevo / 4+562,00
 Broj puta - Road number/ Dionica - Section M 18 / Krupac - granica / border RS (Bogatići)

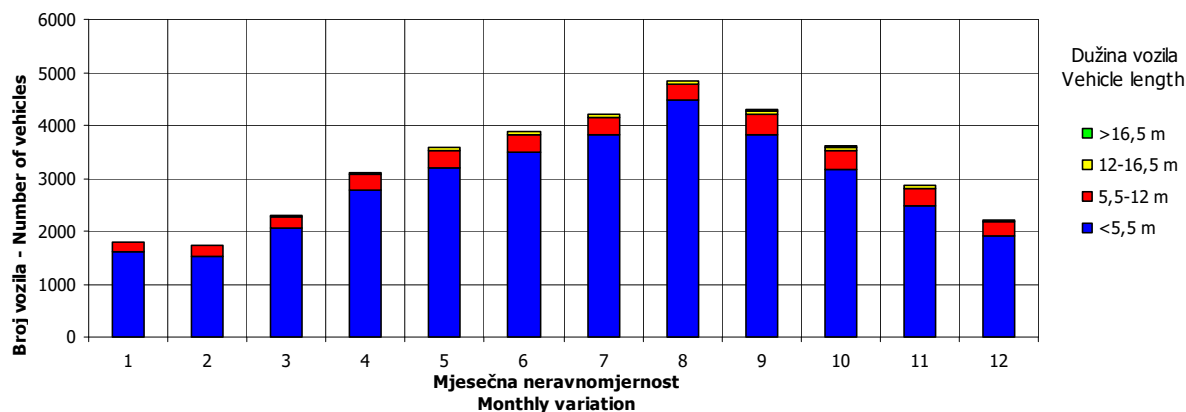
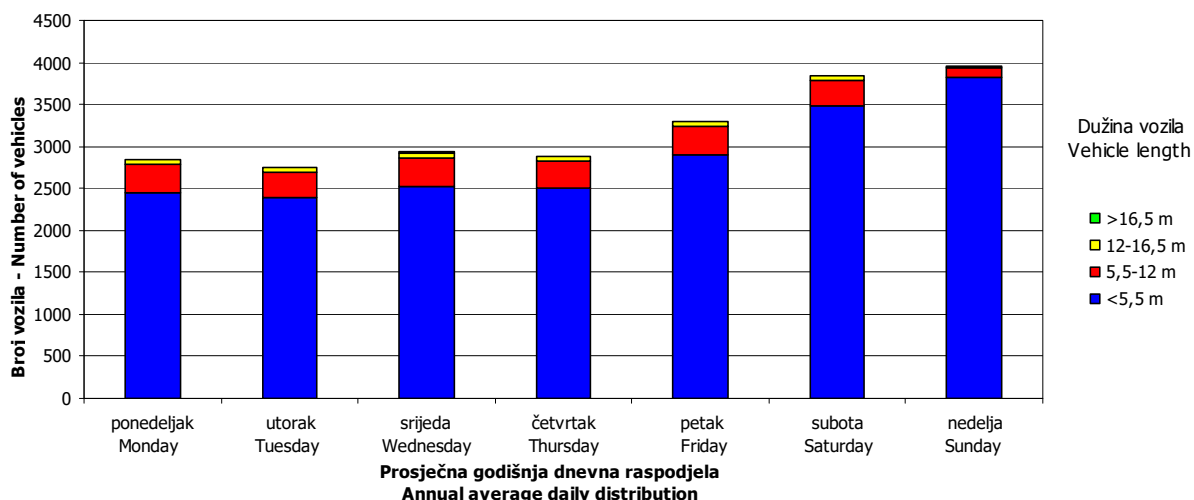
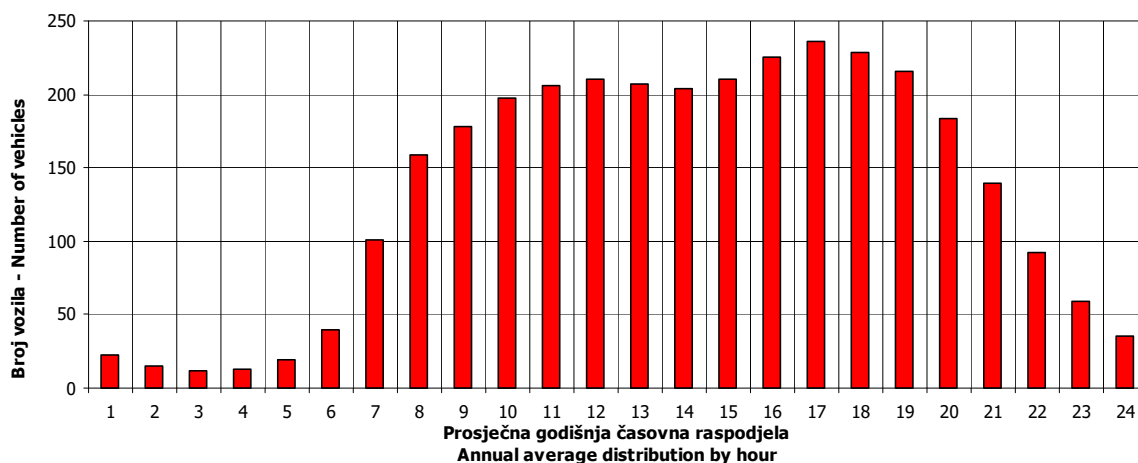


VREMENSKA RASPODJELA SAOBRAĆAJNOG TOKA TRAFFIC FLOW TIME DISTRIBUTION

Automatski brojač broj - Automatic counter number
 Lokalizet - Location / Stacionaža - Mileage [km+m]
 Broj puta - Road number / Dionica - Section

000036
 Kijevo / 4+562,00
 M 18 / Krupac - granica / border RS (Bogatići)

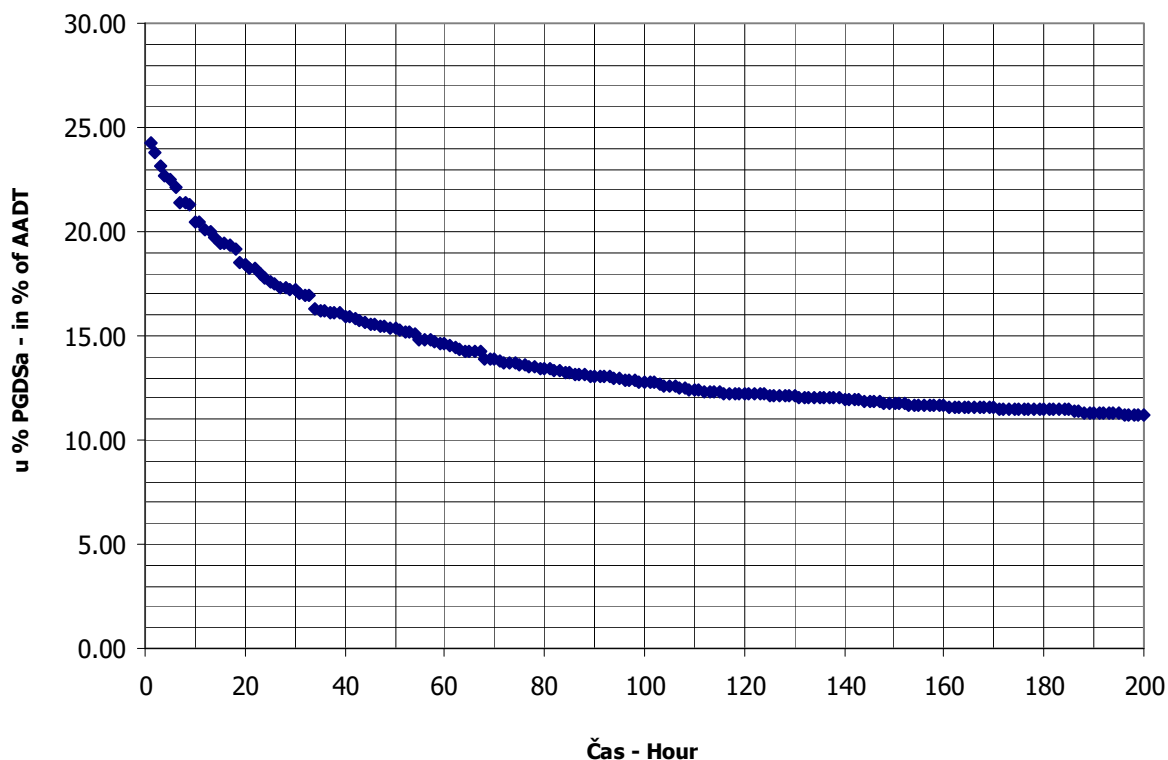
PGDS 3212 voz/dan AADT 3212 veh/day



SATNA DISTRIBUCIJA SAOBRAĆAJNOG TOKA TRAFFIC FLOW HOURLY DISTRIBUTION

Automatski brojač broj - Automatic counter number 000036
 Lokalitet - Location / Stacionaža - Mileage [km+m] Kijevo / 4+562,00
 Broj puta - Road number / Dionica - Section M 18 / Krupac - granica / border RS (Bogatići)

PGDS - AADT	3212 voz/dan - veh/day							
Čas - Hour	Maksimalni vršni sat - Maximum peak hour	10	20	30	40	50	100	200
Sat u danu - Hour of day	18	18	20	19	17	19	19	8
Sat u godini - Hour in year	6186	5850	5348	6523	7025	4507	2635	5480
Dan - Day of week	nedelja - Sunday	nedelja - Sunday	nedelja - Sunday	nedelja - Sunday	nedelja - Sunday	nedelja - Sunday	subota - Saturday	subota - Saturday
Datum - Date	15	1	11	29	20	7	20	17
Mjesec - Month	septembar - September	septembar - September	avgust - August	septembar - September	oktobar - October	juli - July	april - April	avgust - August
Vrijednost - Value	780	656	586	548	511	492	410	359
% - percent	24.29	20.42	18.24	17.06	15.91	15.32	12.77	11.18



BROJANJE VOZILA NA MREŽI PUTEVA U REPUBLICI SRPSKOJ – 2013. GODINA
VEHICLE COUNTING ON THE ROAD NETWORK OF THE REPUBLIC OF SRPSKA – YEAR 2013

MJESEČNI BROJ VOZILA
MONTHLY NUMBER OF VEHICLES

Automatski brojač broj - Automatic counter number 000037
 Lokalitet - Location / Stacionaža - Mileage [km+m] Stjenice / 13+684,00
 Broj puta - Road number / Dionica - Section M 19.3 / Podromanija - Rogatica

	Mjesec - Month											
	Januar- January	Februar- February	Mart- March	April- April	Maj- May	Jun- June	Juli- July	August- August	Septembar- September	Oktober- October	Novembar- November	Decembar- December
1	2342	1980	2637	1877	2625	2866	2970	3425	3758	2711	2917	3402
2	2558	1927	2056	1954	4436	2121	2557	3974	2459	2540	2754	2373
3	2271	1834	2576	2045	4611	2306	2801	3867	2304	2714	3029	1980
4	1503	1705	1899	2330	3692	2074	2871	4028	2553	3011	2078	1847
5	1969	1849	1750	2719	4779	2300	3303	3381	2711	3143	2047	2056
6	2070	1942	1953	2839	2670	2290	3565	3120	3291	3883	2111	2431
7	2021	1997	2003	3207	2494	2629	4318	3737	3373	2518	2316	2271
8	1213	2266	2326	2189	3139	2834	2919	3556	3641	2408	2877	2406
9	1279	2335	2834	2189	2739	3136	2820	4685	2549	2528	2862	2014
10	1690	2350	2607	2407	3326	2335	2887	4892	2475	2641	2698	1923
11	2026	1855	1922	2355	3059	2157	2909	5397	2555	3330	2176	1963
12	2024	1841	1892	3121	3184	2386	3539	3925	2797	3275	2073	1840
13	1874	1772	2040	3375	2341	2540	3454	3337	3395	3511	2025	2339
14	1785	1676	1880	3612	2375	3106	3684	3521	3252	2630	2218	2202
15	1590	1965	1924	2680	2343	3204	2981	3504	3772	1846	2620	2001
16	1486	1826	1746	2248	2907	3662	2900	4282	2563	2128	2551	1936
17	1825	1730	1790	2439	3035	2504	2961	4792	2483	2374	2692	1698
18	2069	1829	1754	2988	3552	2390	2962	5451	2646	2791	2148	1535
19	2217	1756	1811	2794	2233	2500	3443	3713	2714	2731	2078	1665
20	2042	1244	2025	2737	2212	2610	3808	3585	3277	2602	2226	1711
21	2052	1083	2048	2954	2285	3153	4078	5238	3340	2002	2290	1818
22	2465	1452	2239	2915	2251	3173	3007	4240	3367	1965	2778	1464
23	2226	1784	2435	2497	2739	3560	2836	3569	4903	2215	2989	1413
24	2081	1334	2482	2393	2898	2819	2971	3709	3219	2305	2660	1666
25	2190	1513	1847	2454	2809	2575	3057	4005	3046	3060	2205	1994
26	2129	1553	1652	2894	2217	2657	3668	3010	2946	3089	2552	2400
27	1927	1727	1777	3043	2151	2754	4100	2904	3514	3410	2770	2643
28	1767	2230	1959	3125	2280	3359	4039	3039	3715	2381	2678	2412
29	1740		2508	2313	2307	3371	3007	3021	4218	2256	2497	2220
30	1884		2489	2225	2830	3735	3170	3636	2947	2391	2851	2305
31	1915		2361		2847		3252	3827		2706		2342
Ukupno- Total	60230	50355	65222	78918	89366	83106	100837	120370	93783	83095	74766	64270
Prosjek- Average	1943	4578	2104	2631	2883	2770	3253	3883	3126	2680	2492	2073
Godišnji prosjek (PGDS) - Annual average (AADT)												2642

BROJANJE VOZILA NA MREŽI PUTEVA U REPUBLICI SRPSKOJ – 2013. GODINA
VEHICLE COUNTING ON THE ROAD NETWORK OF THE REPUBLIC OF SRPSKA – YEAR 2013

STRUKTURA SAOBRAĆAJNOG TOKA
TRAFFIC FLOW COMPOSITION

Automatski brojač broj - Automatic counter number
 Lokalizet - Location / Stacionaža - Mileage [km+m]
 Broj puta - Road number / Dionica - Section

000037
 Stjenice / 13+684,00
 M 19.3 / Podromanija - Rogatica

Mjesec - Month	Smjer - Direction	Dužina vozila - Vehicle length								Ukupno - Total
		< 5,5 m	(%)	5,5 - 12 m	(%)	12 - 16,5 m	(%)	< 16,5 m	(%)	
Januar - January	I	27123	90.3	2350	7.8	545	1.8	7	0.0	30025
	II	26978	89.3	2493	8.3	721	2.4	13	0.0	30205
	ukupno - total	54101	89.8	4843	8.0	1266	2.1	20	0.0	60230
Februar - February	I	22563	88.6	2275	8.9	608	2.4	14	0.1	25460
	II	21801	87.6	2283	9.2	797	3.2	14	0.1	24895
	ukupno - total	44364	88.1	4558	9.1	1405	2.8	28	0.1	50355
Mart - March	I	28854	87.5	2830	8.6	1255	3.8	33	0.1	32972
	II	27809	86.2	2916	9.0	1426	4.4	99	0.3	32250
	ukupno - total	56663	86.9	5746	8.8	2681	4.1	132	0.2	65222
April - April	I	35612	89.7	2931	7.4	1145	2.9	11	0.0	39699
	II	34834	88.8	3001	7.7	1373	3.5	11	0.0	39219
	ukupno - total	70446	89.3	5932	7.5	2518	3.2	22	0.0	78918
Maj - May	I	40237	89.1	3364	7.4	1523	3.4	33	0.1	45157
	II	39372	89.1	3186	7.2	1621	3.7	30	0.1	44209
	ukupno - total	79609	89.1	6550	7.3	3144	3.5	63	0.1	89366
Juni - June	I	37104	88.3	3225	7.7	1631	3.9	41	0.1	42001
	II	36013	87.6	3218	7.8	1836	4.5	38	0.1	41105
	ukupno - total	73117	88.0	6443	7.8	3467	4.2	79	0.1	83106
Juli - July	I	47057	89.9	3327	6.4	1928	3.7	54	0.1	52366
	II	43319	89.4	3188	6.6	1939	4.0	25	0.1	48471
	ukupno - total	90376	89.6	6515	6.5	3867	3.8	79	0.1	100837
Avgust - August	I	54876	91.9	3343	5.6	1490	2.5	24	0.0	59733
	II	55678	91.8	3284	5.4	1662	2.7	13	0.0	60637
	ukupno - total	110554	91.8	6627	5.5	3152	2.6	37	0.0	120370
Septembar - September	I	42050	89.9	3383	7.2	1347	2.9	16	0.0	46796
	II	41922	89.2	3380	7.2	1676	3.6	9	0.0	46987
	ukupno - total	83972	89.5	6763	7.2	3023	3.2	25	0.0	93783
Oktobar - October	I	36681	87.8	3642	8.7	1429	3.4	31	0.1	41783
	II	36054	87.3	3592	8.7	1646	4.0	20	0.0	41312
	ukupno - total	72735	87.5	7234	8.7	3075	3.7	51	0.1	83095
Novembar - November	I	33172	87.6	3273	8.6	1407	3.7	37	0.1	37889
	II	31942	86.6	3299	8.9	1602	4.3	34	0.1	36877
	ukupno - total	65114	87.1	6572	8.8	3009	4.0	71	0.1	74766
Decembar - December	I	28258	88.6	2659	8.3	976	3.1	18	0.1	31911
	II	28292	87.4	2900	9.0	1158	3.6	9	0.0	32359
	ukupno - total	56550	88.0	5559	8.6	2134	3.3	27	0.0	64270
Ukupno (godišnje) - Total (annual)	I	433587	89.3	36602	7.5	15284	3.1	319	0.1	485792
	II	424014	88.6	36740	7.7	17457	3.6	315	0.1	478526
	ukupno - total	857601	88.9	73342	7.6	32741	3.4	634	0.1	964318
Prosjeak (PGDS) - Average (AADT)	I	1188	89.3	100	7.5	42	3.1	1	0.1	1331
	II	1162	88.6	101	7.7	48	3.6	1	0.1	1311
	ukupno - total	2350	88.9	201	7.6	90	3.4	2	0.1	2642

BRONANJE VOZILA NA MREŽI PUTEVA U REPUBLICI SRPSKOJ – 2013. GODINA
VEHICLE COUNTING ON THE ROAD NETWORK OF THE REPUBLIC OF SRPSKA – YEAR 2013

SAOBRAĆAJNI POKAZATELJI

000037
 Stjenice / 13+684,00
 M 19.3 / Podromanija - Rogatica

Automatski brojač broj
 Lokalizet / Stacionaža [km+m]
 Broj puta / Dionica

Mjesec	Smjer	minimalni čas		maksimalni čas		voz/h	voz/dan	minimalni dan		maksimalni dan		dnevni prosjek (05-21 h)	noćni prosjek (21-05 h)	prosjek radnim danom	prosjek vikendom	ljetni prosjek
		datum/dan	čas	datum/dan	čas			datum/dan	voz/dan							
Januar	I	8/utorak	2	0	3/četvrtak	15	140	9/srijeda	609	22/utorak	1248	898	70	562	407	
	II	8/utorak	2	0	6/nedjelja	15	157	8/utorak	592	2/srijeda	1325	896	79	535	439	
	I+II	8/utorak	2	0	6/nedjelja	15	254	8/utorak	1213	2/srijeda	2558	1794	149	1097	846	
Februar	I	14/četvrtak	2	0	28/četvrtak	15	132	21/četvrtak	519	28/četvrtak	1263	844	65	646	263	
	II	4/ponedjeljak	3	0	10/nedjelja	16	191	21/četvrtak	564	10/nedjelja	1308	821	68	613	277	
	I+II	15/petak	1	1	10/nedjelja	16	287	21/četvrtak	1083	10/nedjelja	2350	1665	133	1258	540	
Mart	I	13/srijeda	3	0	1/petak	9	190	26/utorak	847	1/petak	1562	988	76	697	367	
	II	30/subota	2	0	3/nedjelja	16	221	26/utorak	805	3/nedjelja	1561	963	77	653	387	
	I+II	30/subota	2	0	3/nedjelja	16	304	26/utorak	1652	9/subota	2834	1951	153	1350	754	
April	I	1/ponedjeljak	3	0	13/subota	8	174	1/ponedjeljak	907	13/subota	1920	1213	110	921	402	
	II	23/utorak	2	1	14/nedjelja	18	380	2/utorak	964	14/nedjelja	2184	1184	123	880	428	
	I+II	1/ponedjeljak	3	2	14/nedjelja	18	468	1/ponedjeljak	1877	14/nedjelja	3612	2397	234	1801	830	
Maj	I	21/utorak	3	0	2/četvrtak	18	405	19/nedjelja	1073	2/četvrtak	2819	1330	127	793	664	
	II	2/četvrtak	4	2	5/nedjelja	18	420	27/ponedjeljak	1040	5/nedjelja	3307	1275	151	716	710	
	I+II	15/srijeda	1	6	2/četvrtak	18	588	27/ponedjeljak	2151	5/nedjelja	4779	2605	278	1508	1374	
Juni	I	4/utorak	1	2	14/petak	18	170	2/nedjelja	1005	28/petak	1883	1261	139	896	504	1400
	II	14/petak	2	1	16/nedjelja	19	284	4/utorak	1013	30/nedjelja	2172	1223	147	819	551	1370
	I+II	14/petak	2	6	16/nedjelja	19	361	4/utorak	2074	30/nedjelja	3735	2485	286	1715	1055	2770
Juli	I	9/utorak	4	5	20/subota	10	180	2/utorak	1367	27/subota	2225	1479	210	1191	498	1689
	II	17/srijeda	2	3	7/nedjelja	18	321	2/utorak	1190	7/nedjelja	2535	1386	178	1060	504	1564
	I+II	3/srijeda	2	14	7/nedjelja	18	407	2/utorak	2557	7/nedjelja	4318	2865	387	2251	1001	3253
Avgust	I	28/srijeda	2	6	21/srijeda	18	258	27/utorak	1406	21/srijeda	2683	1685	242	1318	609	1927
	II	26/ponedjeljak	3	4	18/nedjelja	19	394	27/utorak	1498	18/nedjelja	3245	1684	272	1276	680	1956
	I+II	26/ponedjeljak	3	14	18/nedjelja	18	513	27/utorak	2904	18/nedjelja	5451	3369	514	2594	1289	3883
Septembar	I	10/utorak	1	1	23/ponedjeljak	9	226	3/utorak	1182	23/ponedjeljak	2050	1427	133	1037	523	1560
	II	30/ponedjeljak	2	1	23/ponedjeljak	17	340	3/utorak	1122	23/ponedjeljak	2853	1415	151	1008	558	1566
	I+II	30/ponedjeljak	2	5	29/ponedjeljak	17	457	3/utorak	2304	23/ponedjeljak	4903	2842	285	2045	1081	3126
Oktobar	I	16/srijeda	2	0	4/petak	17	181	15/utorak	952	11/petak	1854	1245	102	951	396	
	II	14/ponedjeljak	3	0	6/nedjelja	18	310	15/utorak	894	6/nedjelja	2226	1225	107	902	431	
	I+II	14/ponedjeljak	3	3	6/nedjelja	17	431	15/utorak	1846	6/nedjelja	3883	2471	210	1853	827	
Novembar	I	1/petak	3	1	8/petak	16	153	4/ponedjeljak	983	23/subota	1605	1172	91	824	439	
	II	12/utorak	2	1	3/nedjelja	16	246	12/utorak	1014	3/nedjelja	1769	1134	96	756	474	
	I+II	12/utorak	2	4	3/nedjelja	15	352	13/srijeda	2025	3/nedjelja	3029	1580	187	1580	913	
Decembar	I	16/ponedjeljak	2	0	27/petak	14	131	22/nedjelja	694	27/petak	1443	950	79	722	308	
	II	16/ponedjeljak	2	0	1/nedjelja	16	281	23/ponedjeljak	701	1/nedjelja	2148	959	85	700	344	
	I+II	16/ponedjeljak	2	0	1/nedjelja	16	398	23/ponedjeljak	1413	1/nedjelja	3402	1909	164	1422	651	
Godina	I	8.1/utorak	2	0	2.5/četvrtak	18	405	21.2/četvrtak	519	2.5/četvrtak	2819	1210	121	1287	1427	1647
	II	8.1/utorak	2	0	5.9/nedjelja	18	420	21.2/četvrtak	564	5.9/nedjelja	3307	1183	128	1208	1534	1616
	I+II	8.1/utorak	2	0	2.5/četvrtak	18	588	21.2/četvrtak	1083	18.8/nedjelja	5451	2393	249	2495	2961	3263

BROJANJE VOZILA NA MREŽI PUTEVA U REPUBLICI SRPSKOJ – 2013. GODINA
VEHICLE COUNTING ON THE ROAD NETWORK OF THE REPUBLIC OF SRPSKA – YEAR 2013

TRAFFIC PARAMETERS

000037

Automatic counter number
 Location / Mileage [km+m]
 Road number / Section

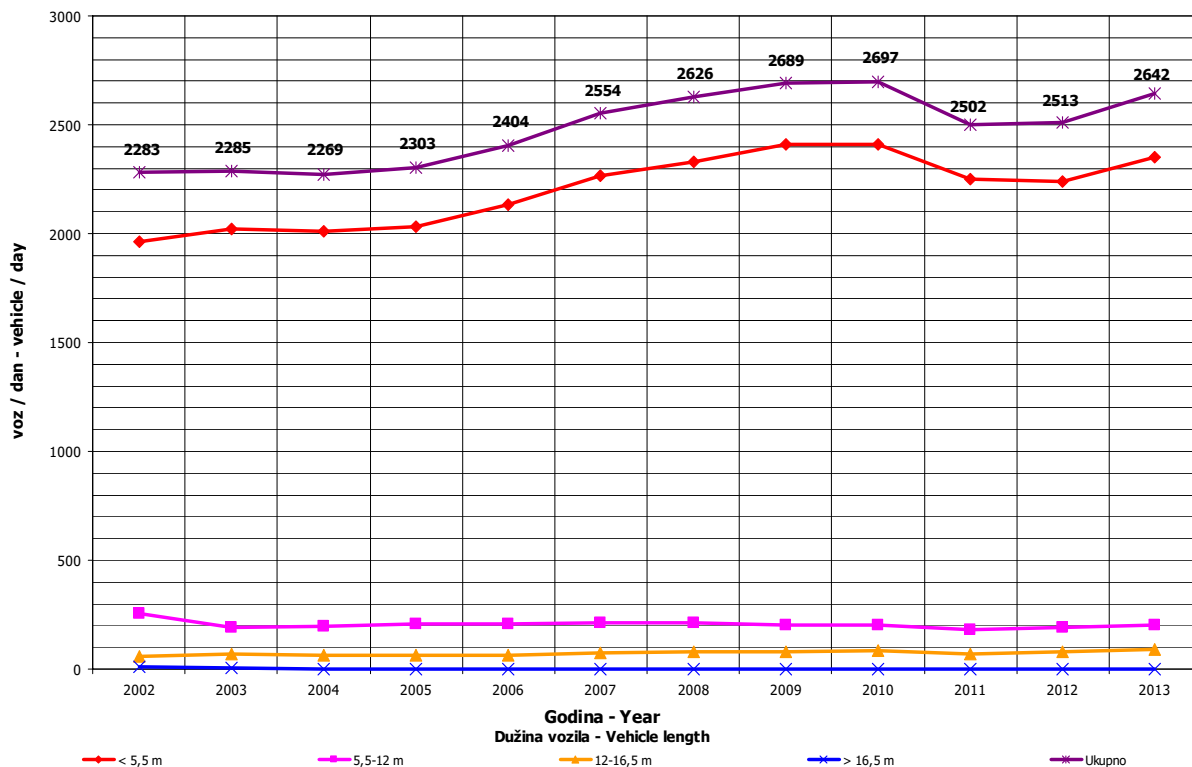
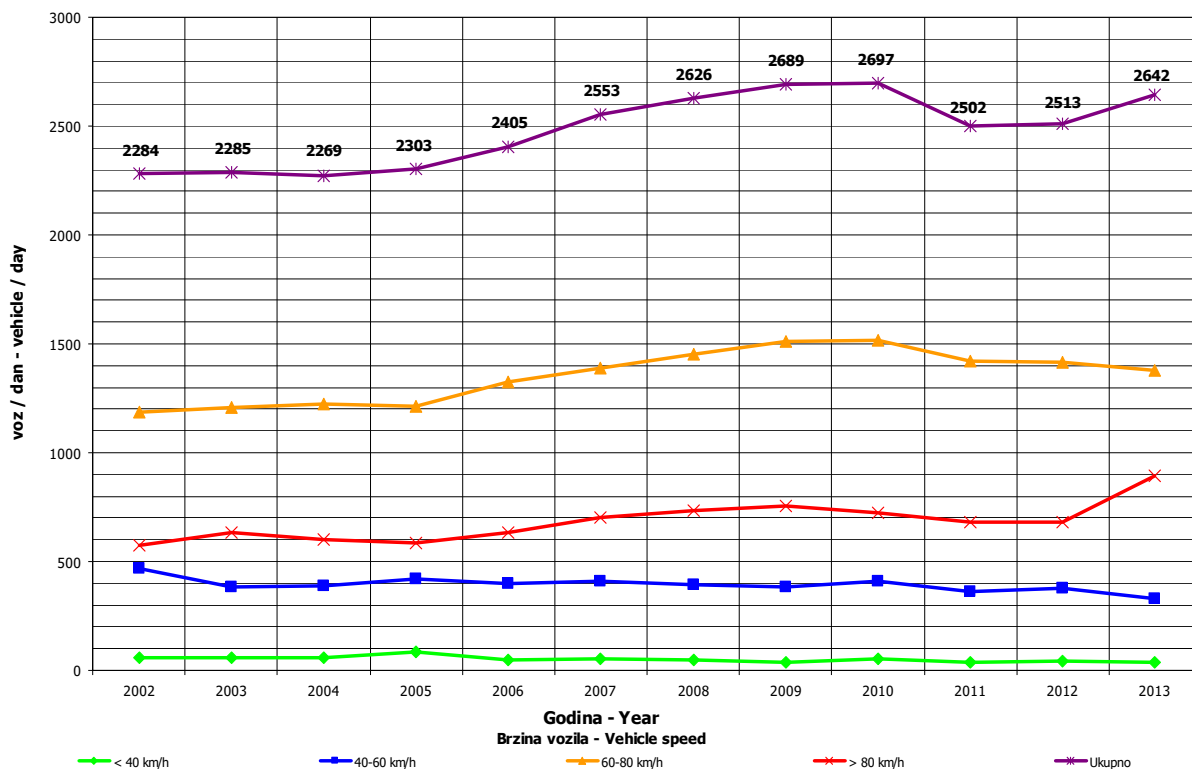
Stjenice / 13+684,00
 M 19.3 / Podromanija - Rogatica

Month	Direction	minimum hour		maximum hour		veh/h	veh/day	minimum day		maximum day		day time average (5-21 h)	night average (21-05 h)	working day average	weekend average	summer average
		date/day	hour	date/day	hour			date/day	veh/day	date/day	veh/day					
January	I	8/Tuesday	2	0	3/Thursday	15	140	9/Wednesday	609	22/Tuesday	1248	898	70	562	407	
	II	8/Tuesday	2	0	6/Sunday	15	157	8/Tuesday	592	2/Wednesday	1325	896	79	535	439	
	I+II	8/Tuesday	2	0	6/Sunday	15	254	8/Tuesday	1213	2/Wednesday	2558	1794	149	1097	846	
February	I	14/Thursday	2	0	28/Thursday	15	132	21/Thursday	519	28/Thursday	1263	844	65	646	263	
	II	4/Monday	3	0	10/Sunday	16	191	21/Thursday	564	10/Sunday	1308	821	68	613	277	
	I+II	15/Friday	1	1	10/Sunday	16	287	21/Thursday	1083	10/Sunday	2350	1665	133	1258	540	
March	I	13/Wednesday	3	0	1/Friday	9	190	26/Tuesday	847	1/Friday	1562	988	76	697	367	
	II	30/Saturday	2	0	3/Sunday	16	221	26/Tuesday	805	3/Sunday	1561	963	77	653	387	
	I+II	30/Saturday	2	0	3/Sunday	16	304	26/Tuesday	1652	9/Saturday	2834	1951	153	1350	754	
April	I	1/Monday	3	0	13/Saturday	8	174	1/Monday	907	13/Saturday	1920	1213	110	921	402	
	II	23/Tuesday	2	1	14/Sunday	18	380	2/Tuesday	964	14/Sunday	2184	1184	123	880	428	
	I+II	1/Monday	3	2	14/Sunday	18	468	1/Monday	1877	14/Sunday	3612	2397	234	1801	830	
May	I	21/Tuesday	3	0	2/Thursday	18	405	19/Sunday	1073	2/Thursday	2819	1330	127	793	664	
	II	2/Thursday	4	2	5/Sunday	18	420	27/Monday	1040	5/Sunday	3307	1275	151	716	710	
	I+II	15/Wednesday	1	6	2/Thursday	18	588	27/Monday	2151	5/Sunday	4779	2605	278	1508	1374	
June	I	4/Thursday	1	2	14/Friday	18	170	2/Sunday	1005	28/Friday	1883	1261	139	896	504	1400
	II	14/Friday	2	1	16/Sunday	19	284	4/Tuesday	1013	30/Sunday	2172	1223	147	819	551	1370
	I+II	14/Friday	2	6	16/Sunday	19	361	4/Tuesday	2074	30/Sunday	3735	2485	286	1715	1055	2770
July	I	9/Tuesday	4	5	20/Saturday	10	180	2/Tuesday	1367	27/Saturday	2225	1479	210	1191	498	1689
	II	17/Wednesday	2	3	7/Sunday	18	321	2/Tuesday	1190	7/Sunday	2535	1386	178	1060	504	1564
	I+II	3/Wednesday	2	14	7/Sunday	18	407	2/Tuesday	2557	7/Sunday	4318	2865	387	2251	1001	3253
August	I	28/Wednesday	2	6	21/Wednesday	18	258	27/Tuesday	1406	21/Wednesday	2683	1685	242	1318	609	1927
	II	26/Monday	3	4	18/Sunday	19	394	27/Tuesday	1498	18/Sunday	3245	1684	272	1276	680	1956
	I+II	26/Monday	3	14	18/Sunday	18	513	27/Tuesday	2904	18/Sunday	5451	3369	514	2594	1289	3883
September	I	10/Tuesday	1	1	23/Monday	9	226	3/Tuesday	1182	23/Monday	2050	1427	133	1037	523	1560
	II	30/Monday	2	1	23/Monday	17	340	3/Tuesday	1122	23/Monday	2853	1415	151	1008	558	1566
	I+II	30/Monday	2	5	29/Sunday	17	457	3/Tuesday	2304	23/Monday	4903	2842	285	2045	1081	3126
October	I	16/Wednesday	2	0	4/Friday	17	181	15/Tuesday	952	11/Friday	1854	1245	102	951	396	
	II	14/Monday	3	0	6/Sunday	18	310	15/Tuesday	894	6/Sunday	2226	1225	107	902	431	
	I+II	14/Monday	3	3	6/Sunday	17	431	15/Tuesday	1846	6/Sunday	3883	2471	210	1853	827	
November	I	1/Friday	3	1	8/Friday	16	153	4/Monday	983	23/Saturday	1605	1172	91	824	439	
	II	12/Tuesday	2	1	3/Sunday	16	246	12/Tuesday	1014	3/Sunday	1769	1134	96	756	474	
	I+II	12/Tuesday	2	4	3/Sunday	15	352	13/Wednesday	2025	3/Sunday	3029	1580	187	1580	913	
December	I	16/Monday	2	0	27/Friday	14	131	22/Sunday	694	27/Friday	1443	950	79	722	308	
	II	16/Monday	2	0	1/Sunday	16	281	23/Monday	701	1/Sunday	2148	959	85	700	344	
	I+II	16/Monday	2	0	1/Sunday	16	398	23/Monday	1413	1/Sunday	3402	1909	164	1422	651	
Year	I	8.1/Tuesday	2	0	2.5/Thursday	18	405	21.2/Thursday	519	2.5/Thursday	2819	1210	121	1287	1427	1647
	II	8.1/Tuesday	2	0	5.9/Sunday	18	420	21.2/Thursday	564	5.9/Sunday	3307	1183	128	1208	1534	1616
	I+II	8.1/Tuesday	2	0	2.5/Thursday	18	588	21.2/Thursday	1083	18.8/Sunday	5451	2393	249	2495	2961	3263

GODIŠNJA NERAVNOMJERNOST SAOBRAĆAJNOG TOKA TRAFFIC FLOW ANNUAL VARIATION

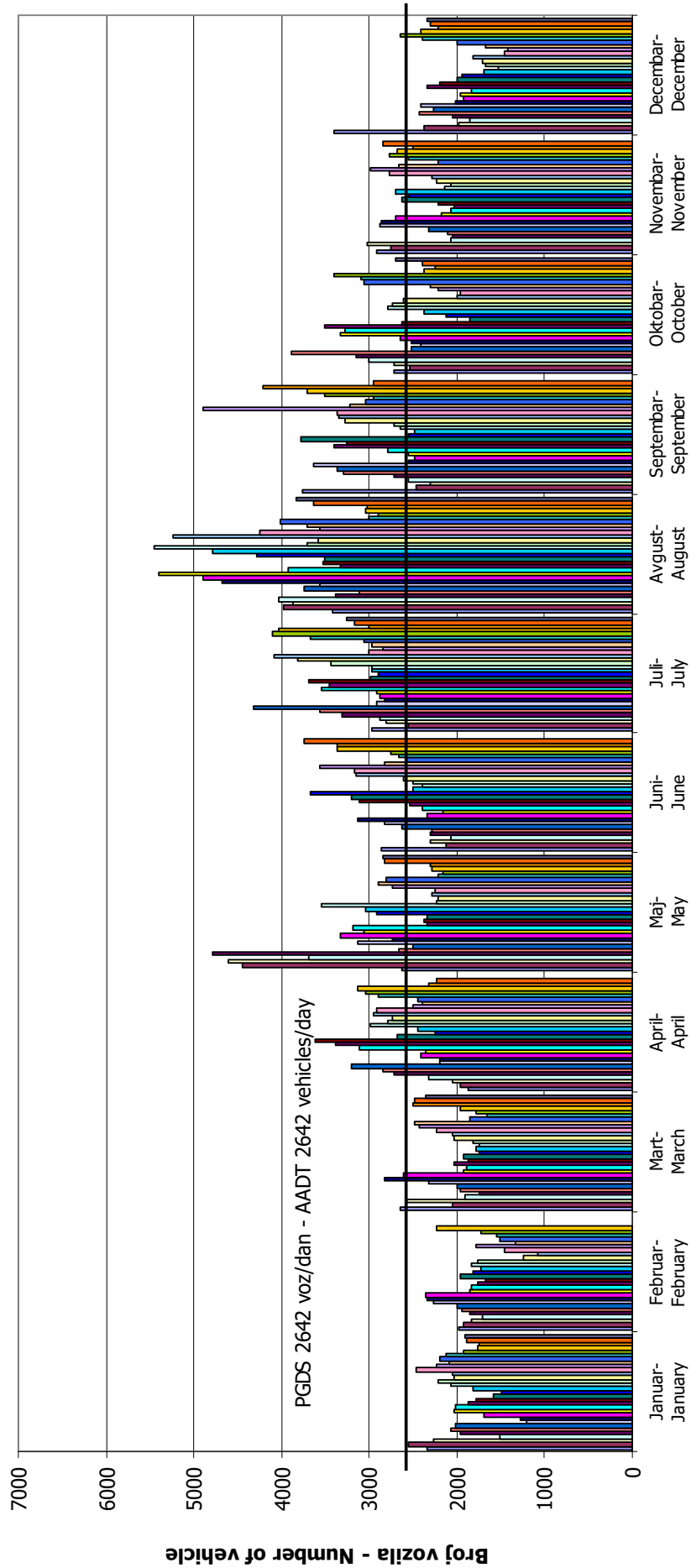
Automatski brojač broj - Automatic counter number
 Lokalizet - Location / Stacionaža - Mileage [km+m]
 Broj puta - Road number / Dionica - Section

000037
 Stjenice / 13+684,00
 M 19.3 / Podromanija - Rogatica



**DNEVNA NERAVNOMJERNOST SAOBRAĆAJNOG TOKA
 TRAFFIC FLOW DAILY VARIATION**

Automatski brojač broj - Automatic counter number 000037
 Lokalityet - Location / Stacionaža - Mileage [km+m] Sjenice / 13+684,00
 Broj puta - Road number/ Dionica - Section M 19.3 / Podromanija - Rogatica

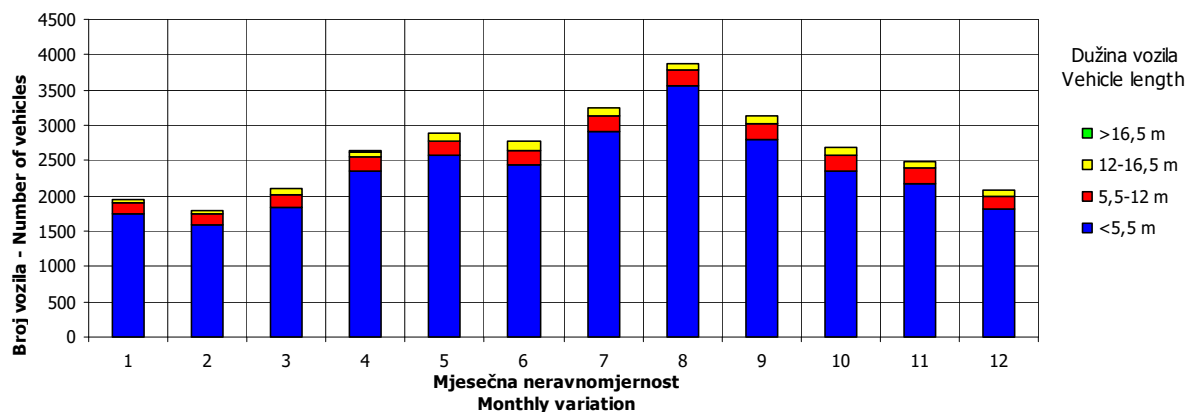
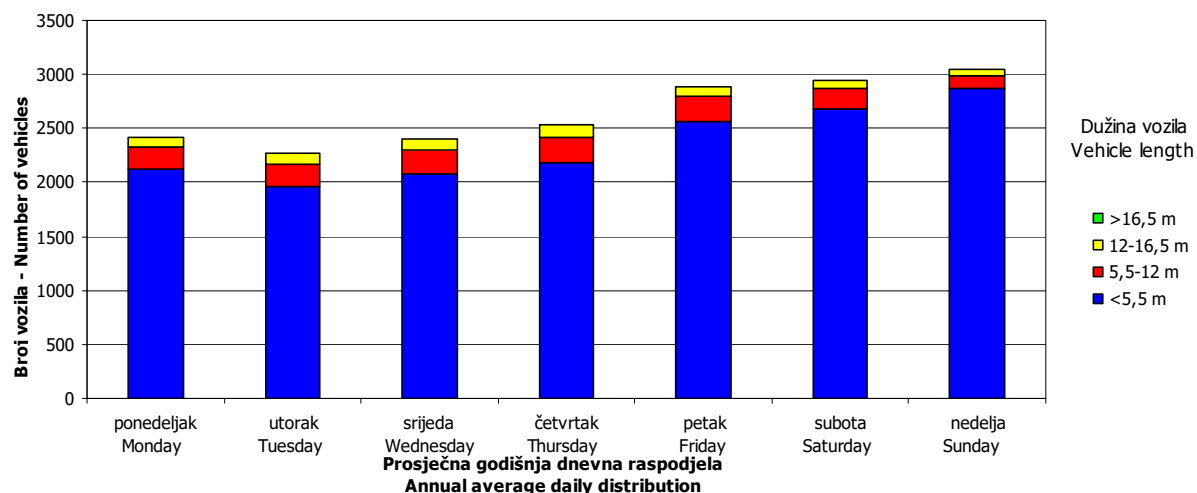
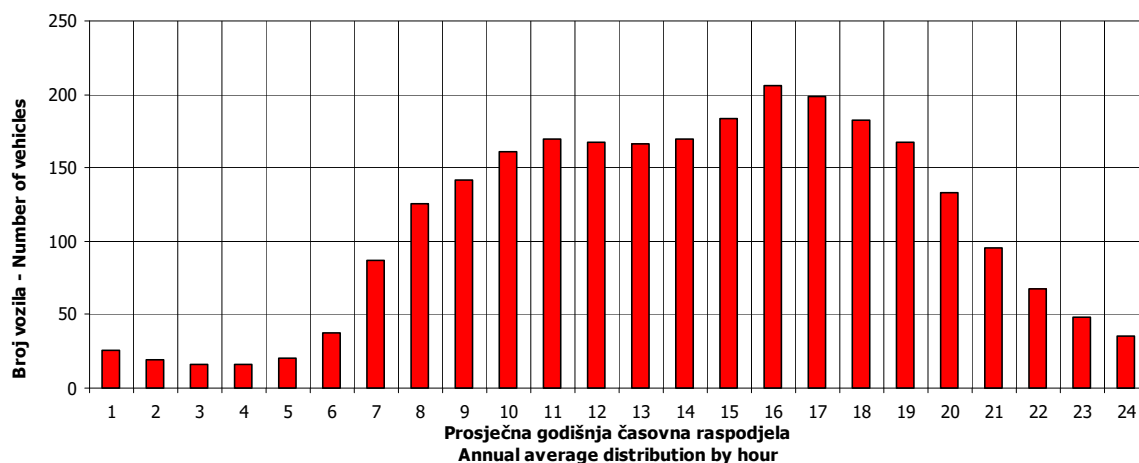


VREMENSKA RASPODJELA SAOBRAĆAJNOG TOKA TRAFFIC FLOW TIME DISTRIBUTION

Automatski brojač broj - Automatic counter number
 Lokalizet - Location / Stacionaža - Mileage [km+m]
 Broj puta - Road number / Dionica - Section

000037
 Stjenice / 13+684,00
 M 19.3 / Podromanija - Rogatica

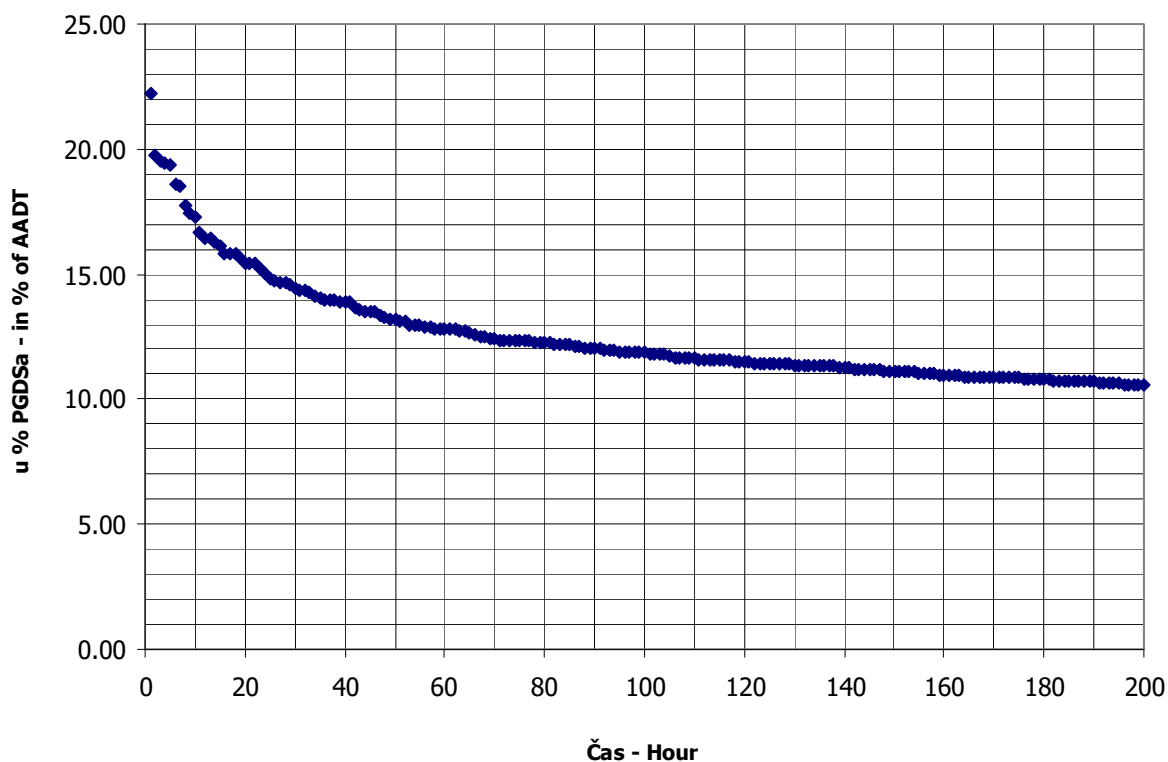
PGDS 2642 voz/dan AADT 2642 veh/day



SATNA DISTRIBUCIJA SAOBRAĆAJNOG TOKA
TRAFFIC FLOW HOURLY DISTRIBUTION

Automatski brojač broj - Automatic counter number 000037
 Lokalizet - Location / Stacionaža - Mileage [km+m] Stjenice / 13+684,00
 Broj puta - Road number / Dionica - Section M 19.3 / Podromanija - Rogatica

PGDS - AADT	2642 voz/dan - veh/day							
Čas - Hour	Maksimalni vršni sat - Maximum peak hour	10	20	30	40	50	100	200
Sat u danu - Hour of day	18	18	18	17	17	18	16	8
Sat u godini - Hour in year	2922	5346	6690	4505	5681	4002	4840	5480
Dan - Day of week	četvrtak - Thursday	nedjelja - Sunday	nedjelja - Sunday	nedjelja - Sunday	nedjelja - Sunday	nedjelja - Sunday	nedjelja - Sunday	subota - Saturday
Datum - Date	2	11	6	7	25	16	21	17
Mjesec - Month	maj - May	avgust - August	oktobar - October	juli - July	avgust - August	juni - June	juli - July	avgust - August
Vrijednost - Value	588	441	408	379	366	347	312	279
% - percent	22.26	16.69	15.44	14.35	13.85	13.13	11.81	10.56



BROJANJE VOZILA NA MREŽI PUTEVA U REPUBLICI SRPSKOJ – 2013. GODINA
VEHICLE COUNTING ON THE ROAD NETWORK OF THE REPUBLIC OF SRPSKA – YEAR 2013

MJESEČNI BROJ VOZILA
MONTHLY NUMBER OF VEHICLES

Automatski brojač broj - Automatic counter number 000038
 Lokalitet - Location / Stacionaža - Mileage [km+m] Svibo / 6+062,00
 Broj puta - Road number / Dionica - Section M 5 / Ustiprača - Međađa

	Mjesec - Month											
	Januar- January	Februar- February	Mart- March	April- April	Maj- May	Jun- June	Juli- July	August- August	Septembar- September	Oktober- October	Novembar- November	Decembar- December
1	931	1376	1797	1357	3229	1923	2256	2614	2802	1598	2023	1131
2	1486	1261	1387	1363	2764	1589	1959	3137	1998	1826	1870	1234
3	1411	997	1672	1779	2378	1719	2123	3041	1892	1742	2025	1254
4	1621	1049	1335	1513	2334	1542	2082	3277	2049	2171	1518	1437
5	1446	1078	1278	1714	2765	1773	2520	2678	2127	2048	1507	1327
6	1028	1296	1374	1469	2605	1724	2486	2530	2313	2271	1531	1434
7	878	1178	1391	1710	2042	2061	2935	2933	2722	1638	1589	1267
8	1337	1279	1683	1388	1840	2012	2262	2805	2730	1570	1925	1160
9	1352	1042	1898	1295	1706	2203	1976	3830	2014	1734	1967	1194
10	1277	928	1789	1423	2030	1745	2086	3672	2002	1755	1802	1265
11	1525	1054	1388	1474	1894	1679	2260	4124	2220	2159	1652	1371
12	1420	1081	1358	1813	1991	1735	2778	2989	2103	2363	1474	1332
13	1354	1105	1462	1638	1484	1857	2586	2563	2391	2288	1573	1490
14	1232	1243	1316	1794	1692	2306	2803	2648	2520	2021	1540	1350
15	1248	1403	1359	1522	1624	2217	2356	2837	2951	1737	1861	1339
16	1206	1182	1175	1515	2007	2525	2192	3277	1939	2255	1681	1282
17	1278	1323	1152	1603	2007	1852	2175	3498	1908	1887	1641	1302
18	1225	1159	1268	1584	2089	1723	2257	3756	1972	2104	1464	1448
19	1271	1166	1345	1868	1651	1956	2467	2891	1993	2027	1450	1476
20	1431	1209	1496	1696	1702	2015	2707	2505	2556	2212	1673	1473
21	1290	1174	1370	1779	1792	2298	2990	2471	2824	1714	1634	1432
22	1334	1354	1528	1578	1557	2160	2371	2495	2861	1629	1816	1408
23	1079	1234	1523	1439	2034	2605	2133	2727	1925	1766	1781	1392
24	1243	1108	1647	1668	2092	1994	2346	2705	1843	1696	1714	1426
25	1279	1208	1405	1679	1949	1837	2383	3057	2020	2126	1774	1248
26	1016	1217	1256	2067	1714	1992	2805	2386	2119	1935	1174	1498
27	1140	1382	1346	2290	1624	2165	2980	2237	2532	2287	1055	1732
28	1111	1515	1444	2055	1714	2683	3266	2343	2239	1664	1189	1668
29	1152		1822	1902	1707	2378	2278	2387	2591	1722	1568	1568
30	1138		1626	3141	1861	2510	2311	2553	1745	1671	1262	1779
31	1206		1664		1780		2575	2518		1769		1423
Ukupno- Total	38945	33601	45554	51116	61658	60778	75704	89484	67901	59385	48733	43140
Prosjek- Average	1256	3055	1469	1704	1989	2026	2442	2887	2263	1916	1624	1392
Godišnji prosjek (PGDS) - Annual average (AADT)												1852

BROJANJE VOZILA NA MREŽI PUTEVA U REPUBLICI SRPSKOJ – 2013. GODINA
VEHICLE COUNTING ON THE ROAD NETWORK OF THE REPUBLIC OF SRPSKA – YEAR 2013

STRUKTURA SAOBRAĆAJNOG TOKA
TRAFFIC FLOW COMPOSITION

Automatski brojač broj - Automatic counter number
 Lokalizet - Location / Stacionaža - Mileage [km+m]
 Broj puta - Road number / Dionica - Section

000038
 Svibo / 6+062,00
 M 5 / Ustiprača - Međađa

Mjesec- Month	Smjer- Direction	Dužina vozila - Vehicle length								Ukupno- Total
		< 5,5 m	(%)	5,5 - 12 m	(%)	12 - 16,5 m	(%)	< 16,5 m	(%)	
Januar - January	I	16819	88.6	1628	8.6	537	2.8	7	0.0	18991
	II	17475	87.6	1737	8.7	717	3.6	25	0.1	19954
	ukupno - total	34294	88.1	3365	8.6	1254	3.2	32	0.1	38945
Februar - February	I	14179	84.8	1756	10.5	767	4.6	13	0.1	16715
	II	14085	83.4	1835	10.9	938	5.6	28	0.2	16886
	ukupno - total	28264	84.1	3591	10.7	1705	5.1	41	0.1	33601
Mart - March	I	19169	85.3	2214	9.9	1070	4.8	22	0.1	22475
	II	19310	83.7	2376	10.3	1349	5.8	44	0.2	23079
	ukupno - total	38479	84.5	4590	10.1	2419	5.3	66	0.1	45554
April - April	I	21840	85.9	2322	9.1	1243	4.9	16	0.1	25421
	II	21713	84.5	2416	9.4	1539	6.0	27	0.1	25695
	ukupno - total	43553	85.2	4738	9.3	2782	5.4	43	0.1	51116
Maj - May	I	26906	88.4	2214	7.3	1298	4.3	19	0.1	30437
	II	27376	87.7	2314	7.4	1517	4.9	14	0.0	31221
	ukupno - total	54282	88.0	4528	7.3	2815	4.6	33	0.1	61658
Juni - June	I	25954	87.3	2408	8.1	1349	4.5	11	0.0	29722
	II	26948	86.8	2482	8.0	1612	5.2	14	0.0	31056
	ukupno - total	52902	87.0	4890	8.0	2961	4.9	25	0.0	60778
Juli - July	I	33447	88.9	2522	6.7	1615	4.3	19	0.1	37603
	II	33834	88.8	2479	6.5	1779	4.7	9	0.0	38101
	ukupno - total	67281	88.9	5001	6.6	3394	4.5	28	0.0	75704
Avgust - August	I	40170	90.8	2603	5.9	1452	3.3	20	0.0	44245
	II	41026	90.7	2621	5.8	1582	3.5	10	0.0	45239
	ukupno - total	81196	90.7	5224	5.8	3034	3.4	30	0.0	89484
Septembar - September	I	29282	86.7	2826	8.4	1636	4.8	27	0.1	33771
	II	29309	85.9	2913	8.5	1889	5.5	19	0.1	34130
	ukupno - total	58591	86.3	5739	8.5	3525	5.2	46	0.1	67901
Oktobar - October	I	25319	85.8	2689	9.1	1479	5.0	11	0.0	29498
	II	25409	85.0	2795	9.4	1659	5.6	24	0.1	29887
	ukupno - total	50728	85.4	5484	9.2	3138	5.3	35	0.1	59385
Novembar - November	I	20479	85.0	2437	10.1	1158	4.8	18	0.1	24092
	II	20690	84.0	2520	10.2	1401	5.7	30	0.1	24641
	ukupno - total	41169	84.5	4957	10.2	2559	5.3	48	0.1	48733
Decembar - December	I	18217	84.8	2309	10.8	936	4.4	16	0.1	21478
	II	17978	83.0	2455	11.3	1169	5.4	60	0.3	21662
	ukupno - total	36195	83.9	4764	11.0	2105	4.9	76	0.2	43140
Ukupno (godišnje) - Total (annual)	I	291781	87.2	27928	8.4	14540	4.3	199	0.1	334448
	II	295153	86.4	28943	8.5	17151	5.0	304	0.1	341551
	ukupno - total	586934	86.8	56871	8.4	31691	4.7	503	0.1	675999
Prosjeak (PGDS) - Average (AADT)	I	799	87.2	77	8.4	40	4.3	1	0.1	916
	II	809	86.4	79	8.5	47	5.0	1	0.1	936
	ukupno - total	1608	86.8	156	8.4	87	4.7	1	0.1	1852

BRONANJE VOZILA NA MREŽI PUTEVA U REPUBLICI SRPSKOJ – 2013. GODINA
VEHICLE COUNTING ON THE ROAD NETWORK OF THE REPUBLIC OF SRPSKA – YEAR 2013

SAOBRAĆAJNI POKAZATELJI

000038

Svibo / 6+062,00

M 5 / Ustiprača - Mededa

Automatski brojač broj
 Lokalityet / Stacionaža [km+m]
 Broj puta / Dionica

Mjesec	Smjer	minimalni čas		maksimalni čas		voz/h	minimalni dan		maksimalni dan		dnevni prosjek (05-21 h)	noćni prosjek (21-05 h)	prosjek radnim danom	prosjek vikendom	ljetni prosjek
		datum/dan	čas	voz/h	datum/dan		voz/dan	datum/dan	voz/dan						
Januar	I	5/subota	4	0	4/petak	81	1/utorak	400	11/petak	792	573	40	368	245	
	II	1/utorak	23	0	2/srijeda	107	7/ponedjeljak	405	2/srijeda	861	588	56	373	271	
	I+II	7/ponedjeljak	2	2	2/srijeda	14	7/ponedjeljak	878	4/petak	1621	1161	96	741	516	
Februar	I	2/subota	4	0	28/četvrtak	86	10/nedjelja	414	28/četvrtak	869	558	39	439	158	
	II	19/utorak	1	0	17/nedjelja	15	10/nedjelja	514	27/srijeda	710	548	55	437	166	
	I+II	10/nedjelja	4	1	1/petak	15	10/nedjelja	928	28/četvrtak	1515	1106	94	876	324	
Mart	I	4/ponedjeljak	4	0	1/petak	11	17/nedjelja	552	1/petak	1021	678	47	487	238	
	II	30/subota	2	0	3/nedjelja	15	16/subota	589	3/nedjelja	1053	676	69	482	263	
	I+II	30/subota	2	0	9/subota	9	17/nedjelja	1152	9/subota	1898	1354	115	968	501	
April	I	1/ponedjeljak	3	0	30/utorak	18	9/utorak	646	30/utorak	1839	783	64	618	229	
	II	2/utorak	2	1	7/nedjelja	16	9/utorak	649	30/utorak	1302	774	82	605	252	
	I+II	10/srijeda	4	1	30/utorak	18	9/utorak	1295	30/utorak	3141	1557	147	1223	481	
Maj	I	14/utorak	3	0	1/srijeda	9	13/ponedjeljak	729	1/srijeda	1657	901	81	539	443	
	II	7/utorak	3	1	1/srijeda	19	13/ponedjeljak	755	5/nedjelja	1686	903	105	512	495	
	I+II	7/utorak	3	4	1/srijeda	9	13/ponedjeljak	1484	1/srijeda	3229	1803	186	1051	938	
Juni	I	8/subota	3	0	28/petak	13	4/utorak	740	28/petak	1349	890	101	638	353	991
	II	14/petak	1	2	16/nedjelja	18	4/utorak	802	30/nedjelja	1422	902	133	650	385	1035
	I+II	12/srijeda	4	5	30/nedjelja	18	4/utorak	1542	28/petak	2683	1792	234	1289	737	2026
Juli	I	10/srijeda	3	0	12/petak	17	9/utorak	983	9/utorak	1561	1084	129	857	356	1213
	II	2/utorak	2	1	28/nedjelja	19	17/11	956	28/nedjelja	1722	1064	165	851	378	1229
	I+II	10/srijeda	3	4	21/nedjelja	17	2/utorak	1959	28/nedjelja	3266	2148	295	1708	734	2442
Avgust	I	2/petak	3	2	17/subota	11	28/srijeda	1138	9/petak	2013	1281	147	972	455	1427
	II	28/srijeda	2	3	11/nedjelja	18	27/utorak	1083	11/nedjelja	2392	1288	171	958	501	1459
	I+II	27/utorak	3	6	11/nedjelja	18	27/utorak	2237	11/nedjelja	4124	2569	318	1930	956	2887
Septembar	I	2/ponedjeljak	3	0	7/subota	9	30/ponedjeljak	829	7/subota	1499	1043	83	738	388	1126
	II	22/nedjelja	3	1	15/nedjelja	17	30/ponedjeljak	916	15/nedjelja	1681	1040	98	718	420	1138
	I+II	6/petak	2	3	15/nedjelja	17	30/ponedjeljak	1745	15/nedjelja	2951	2082	181	1455	808	2263
Oktobar	I	1/utorak	4	0	12/subota	10	8/utorak	770	8/utorak	1292	884	67	679	273	
	II	18/petak	1	2	6/nedjelja	16	8/utorak	800	12/subota	1340	878	86	674	290	
	I+II	17/četvrtak	2	4	27/nedjelja	16	8/utorak	1570	12/subota	2363	1763	153	1353	562	
Novembar	I	5/utorak	3	0	9/subota	11	27/srijeda	510	1/petak	1080	752	51	522	281	
	II	21/četvrtak	2	1	3/nedjelja	14	27/srijeda	545	3/nedjelja	1173	749	72	523	298	
	I+II	28/četvrtak	2	1	3/nedjelja	14	27/srijeda	1055	3/nedjelja	2025	1501	124	1045	579	
Decembar	I	2/ponedjeljak	2	0	30/ponedjeljak	11	1/nedjelja	515	27/petak	904	649	44	500	193	
	II	5/četvrtak	1	1	22/nedjelja	14	9/ponedjeljak	613	30/ponedjeljak	1779	1285	106	994	398	
	I+II	5/četvrtak	3	2	22/nedjelja	14	1/nedjelja	1131	30/ponedjeljak	1779	1285	106	994	398	
Godina	I	5.1/subota	4	0	1.5/srijeda	9	1.1/utorak	400	9.8/petak	2013	842	75	887	959	1191
	II	1.1/utorak	23	0	15.9/nedjelja	17	7.1/ponedjeljak	405	11.8/nedjelja	2392	839	96	887	1041	1217
	I+II	30.3/subota	2	0	11.8/nedjelja	18	7.1/ponedjeljak	878	11.8/nedjelja	4124	1681	171	1784	2000	2409

BROJANJE VOZILA NA MREŽI PUTEVA U REPUBLICI SRPSKOJ – 2013. GODINA
VEHICLE COUNTING ON THE ROAD NETWORK OF THE REPUBLIC OF SRPSKA – YEAR 2013

TRAFFIC PARAMETERS

000038

Svibo / 6+062,00

M 5 / Ustiprača - Mededa

Automatic counter number

Location / Mileage [km+m]

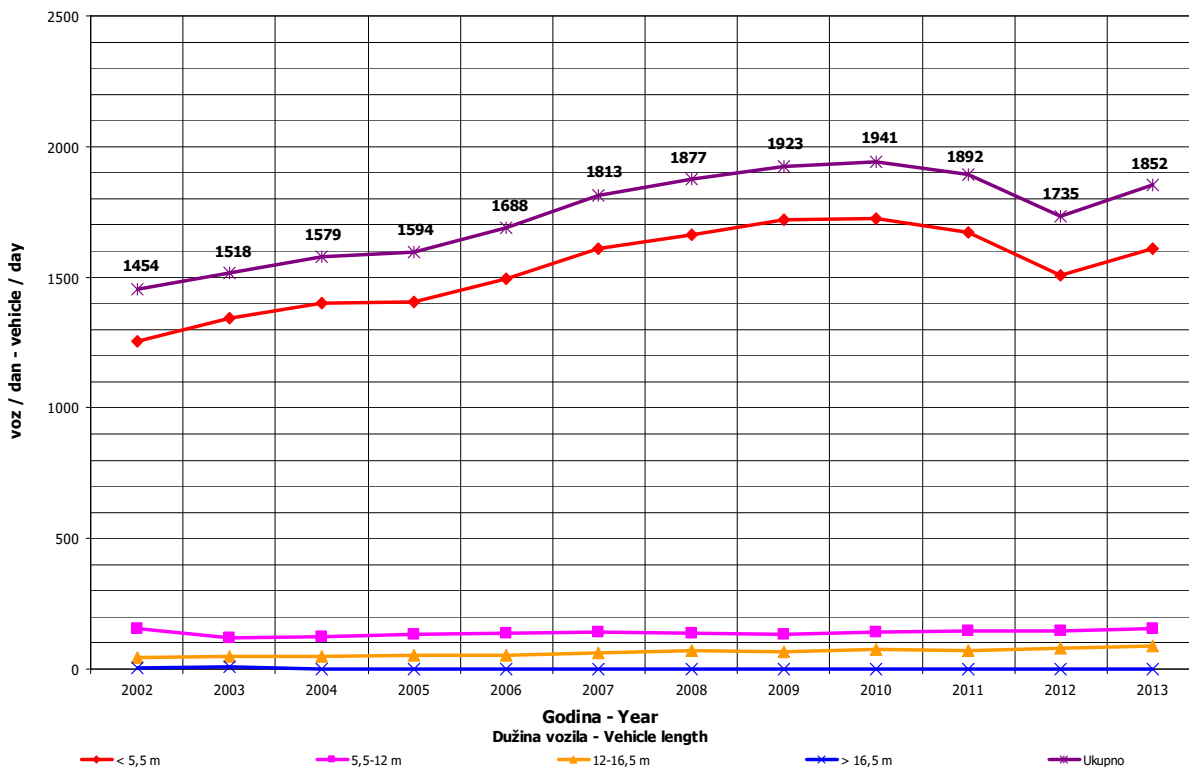
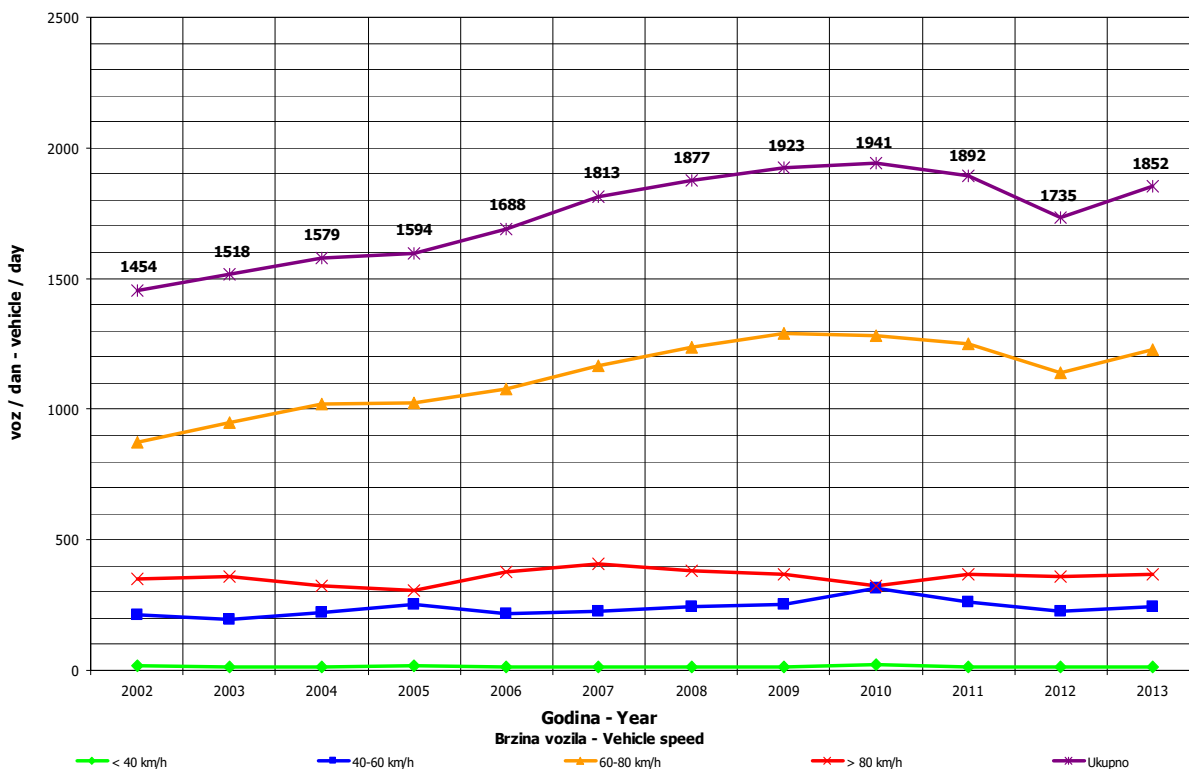
Road number / Section

Month	Direction	minimum hour		maximum hour		veh/h	veh/day	minimum day		maximum day		day time average (5-21 h)	night average (21-05 h)	working day average	weekend average	summer average
		date/day	hour	date/day	hour			date/day	veh/day	date/day	veh/day					
January	I	5/Saturday	4	0	4/Friday	81	400	1/Thursday	12	11/Friday	792	573	40	368	245	
	II	1/Tuesday	23	0	2/Wednesday	107	405	7/Monday	14	2/Wednesday	861	588	56	373	271	
	I+II	7/Monday	2	2	2/Wednesday	166	878	7/Monday	14	4/Friday	1621	1161	96	741	516	
February	I	2/Saturday	4	0	28/Thursday	86	414	10/Sunday	16	28/Thursday	869	558	39	439	158	
	II	19/Tuesday	1	0	17/Sunday	76	514	10/Sunday	15	27/Wednesday	710	548	55	437	166	
	I+II	10/Sunday	4	1	1/Friday	140	928	10/Sunday	15	28/Thursday	1515	1106	94	876	324	
March	I	4/Monday	4	0	1/Friday	119	552	17/Sunday	11	1/Friday	1021	678	47	487	238	
	II	30/Saturday	2	0	3/Sunday	148	589	16/Saturday	15	3/Sunday	1053	676	69	482	263	
	I+II	30/Saturday	2	0	9/Saturday	211	1152	17/Sunday	9	9/Saturday	1898	1354	115	968	501	
April	I	1/Monday	3	0	30/Tuesday	183	646	9/Tuesday	18	30/Tuesday	1839	783	64	618	229	
	II	2/Tuesday	2	1	7/Sunday	139	649	9/Tuesday	16	30/Tuesday	1302	774	82	605	252	
	I+II	10/Wednesday	4	1	30/Tuesday	275	1295	9/Tuesday	18	30/Tuesday	3141	1557	147	1223	481	
May	I	14/Tuesday	3	0	1/Wednesday	233	729	13/Monday	9	1/Wednesday	1657	901	81	539	443	
	II	7/Tuesday	3	1	1/Wednesday	189	755	13/Monday	19	5/Sunday	1686	903	105	512	495	
	I+II	7/Tuesday	3	4	1/Wednesday	308	1484	13/Monday	9	1/Wednesday	3229	1803	186	1051	938	
June	I	8/Saturday	3	0	28/Friday	111	740	13/Monday	13	28/Friday	1349	890	101	638	353	991
	II	14/Friday	1	2	16/Sunday	146	802	4/Tuesday	18	30/Sunday	1422	902	133	650	385	1035
	I+II	12/Wednesday	4	5	30/Sunday	215	1542	4/Tuesday	18	28/Friday	2683	1792	234	1289	737	2026
July	I	10/Wednesday	3	0	12/Friday	151	983	9/Tuesday	17	27/Saturday	1561	1084	129	857	356	1213
	II	2/Tuesday	2	1	28/Sunday	177	956	2/Tuesday	19	28/Sunday	1722	1064	165	851	378	1229
	I+II	10/Wednesday	3	4	21/Sunday	269	1959	2/Tuesday	17	28/Sunday	3266	2148	295	1708	734	2442
August	I	2/Friday	3	2	17/Saturday	164	1138	28/Wednesday	11	9/Friday	2013	1281	147	972	455	1427
	II	28/Wednesday	2	3	11/Sunday	246	1083	27/Tuesday	18	11/Sunday	2392	1288	171	958	501	1459
	I+II	27/Tuesday	3	6	11/Sunday	345	2237	27/Tuesday	18	11/Sunday	4124	2569	318	1930	956	2887
September	I	2/Monday	3	0	7/Saturday	138	829	30/Monday	9	7/Saturday	1499	1043	83	738	388	1126
	II	22/Sunday	3	1	15/Sunday	249	916	30/Monday	17	15/Sunday	1681	1040	98	718	420	1138
	I+II	6/Friday	2	3	15/Sunday	322	1745	30/Monday	17	15/Sunday	2951	2082	181	1455	808	2263
October	I	1/Tuesday	4	0	12/Saturday	112	770	8/Tuesday	10	12/Saturday	1292	884	67	679	273	
	II	18/Friday	1	2	6/Sunday	177	800	8/Tuesday	16	27/Sunday	1340	878	86	674	290	
	I+II	17/Thursday	2	4	27/Sunday	247	1570	8/Tuesday	16	12/Saturday	2363	1763	153	1353	562	
November	I	5/Tuesday	3	0	9/Saturday	115	510	27/Wednesday	11	1/Friday	1080	752	51	522	281	
	II	21/Thursday	2	1	3/Sunday	148	545	27/Wednesday	14	3/Sunday	1173	749	72	523	298	
	I+II	28/Thursday	2	1	3/Sunday	226	1055	27/Wednesday	14	3/Sunday	2025	1501	124	1045	579	
December	I	2/Monday	2	0	30/Monday	90	515	1/Sunday	11	1/Sunday	904	649	44	500	193	
	II	5/Thursday	3	1	22/Sunday	107	613	9/Monday	14	30/Monday	917	637	62	494	204	
	I+II	5/Thursday	3	2	22/Sunday	164	1131	1/Sunday	14	30/Monday	1779	1285	106	994	398	
Year	I	5.1/Saturday	4	0	1.5/Wednesday	9	233	1.1/Tuesday	9	9.8/Friday	2013	842	75	887	959	1191
	II	1.1/Tuesday	23	0	15.9/Sunday	17	249	7.1/Monday	17	11.8/Sunday	2392	839	96	887	1041	1217
	I+II	30.3/Saturday	2	0	11.8/Sunday	18	345	7.1/Monday	18	11.8/Sunday	4124	1681	171	1784	2000	2409

GODIŠNJA NERAVNOMJERNOST SAOBRAĆAJNOG TOKA TRAFFIC FLOW ANNUAL VARIATION

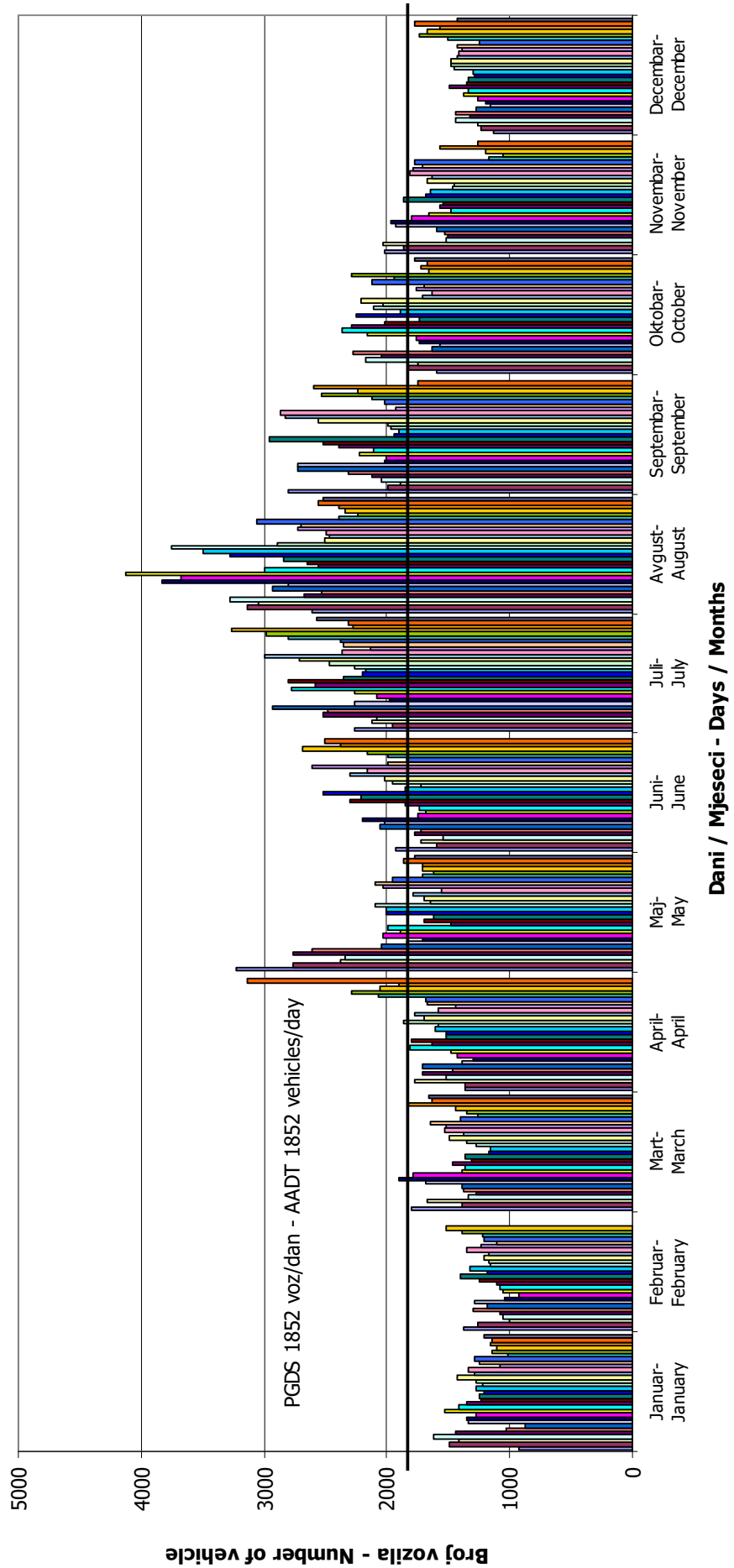
Automatski brojač broj - Automatic counter number
 Lokalizet - Location / Stacionaža - Mileage [km+m]
 Broj puta - Road number / Dionica - Section

000038
 Svibo / 6+062,00
 M 5 / Ustiprača - Međeđa



**DNEVNA NERAVNOMJERNOST SAOBRAĆAJNOG TOKA
 TRAFFIC FLOW DAILY VARIATION**

Automatski brojač broj - Automatic counter number 000038
 Lokalizet - Location / Stacionaža - Mileage [km+tm] Svibo / 6+062,00
 Broj puta - Road number/ Dionica - Section M 5 / Ustiprača - Međeda

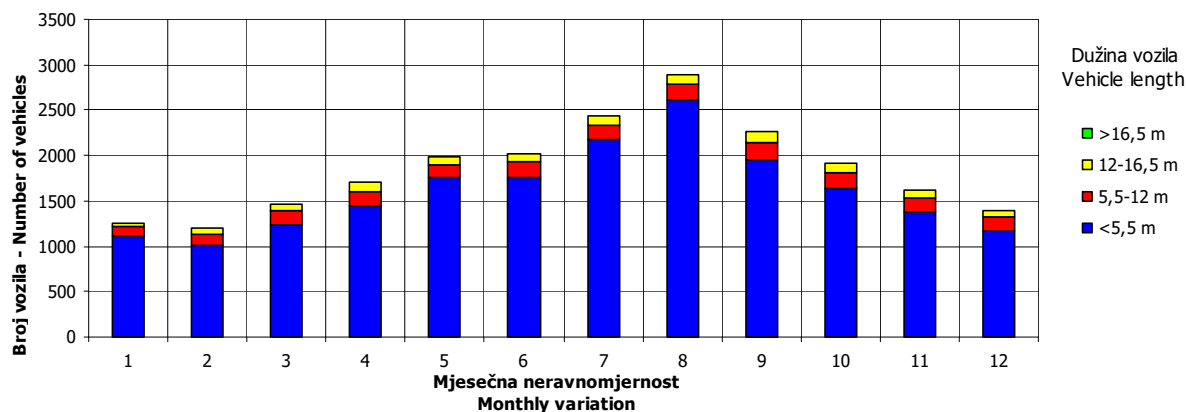
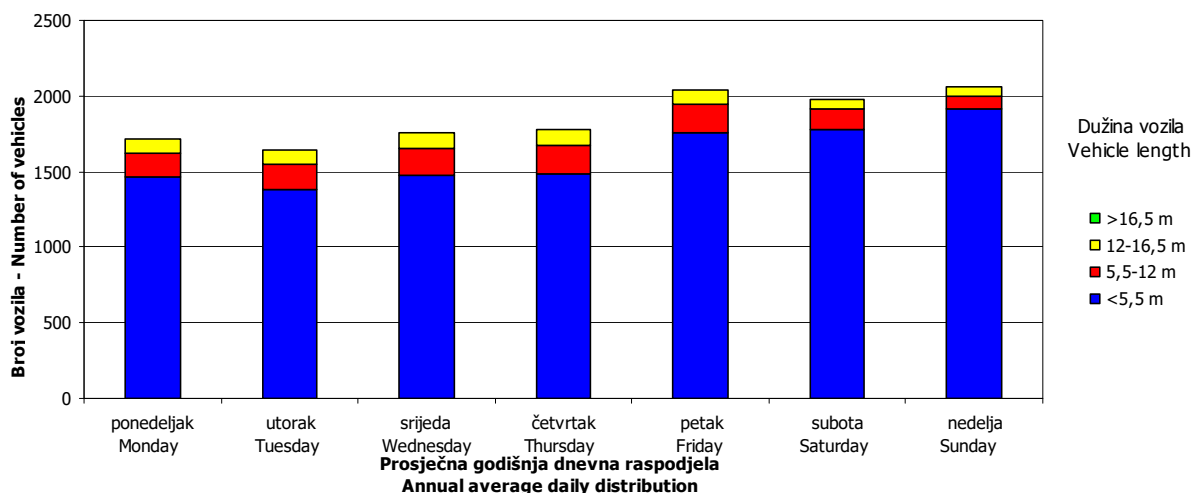
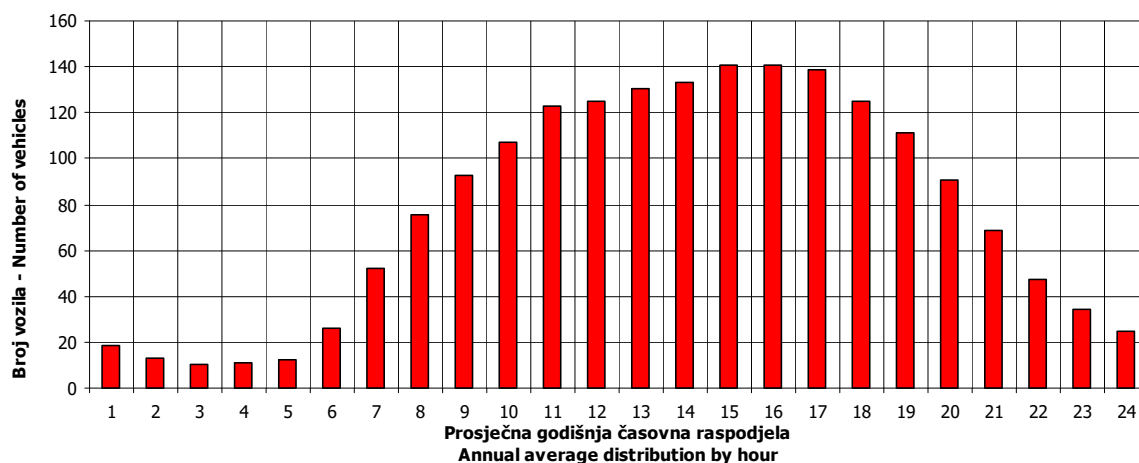


VREMENSKA RASPODJELA SAOBRAĆAJNOG TOKA TRAFFIC FLOW TIME DISTRIBUTION

Automatski brojač broj - Automatic counter number
 Lokalizet - Location / Stacionaža - Mileage [km+m]
 Broj puta - Road number / Dionica - Section

000038
 Svibo / 6+062,00
 M 5 / Ustiprača - Međeđa

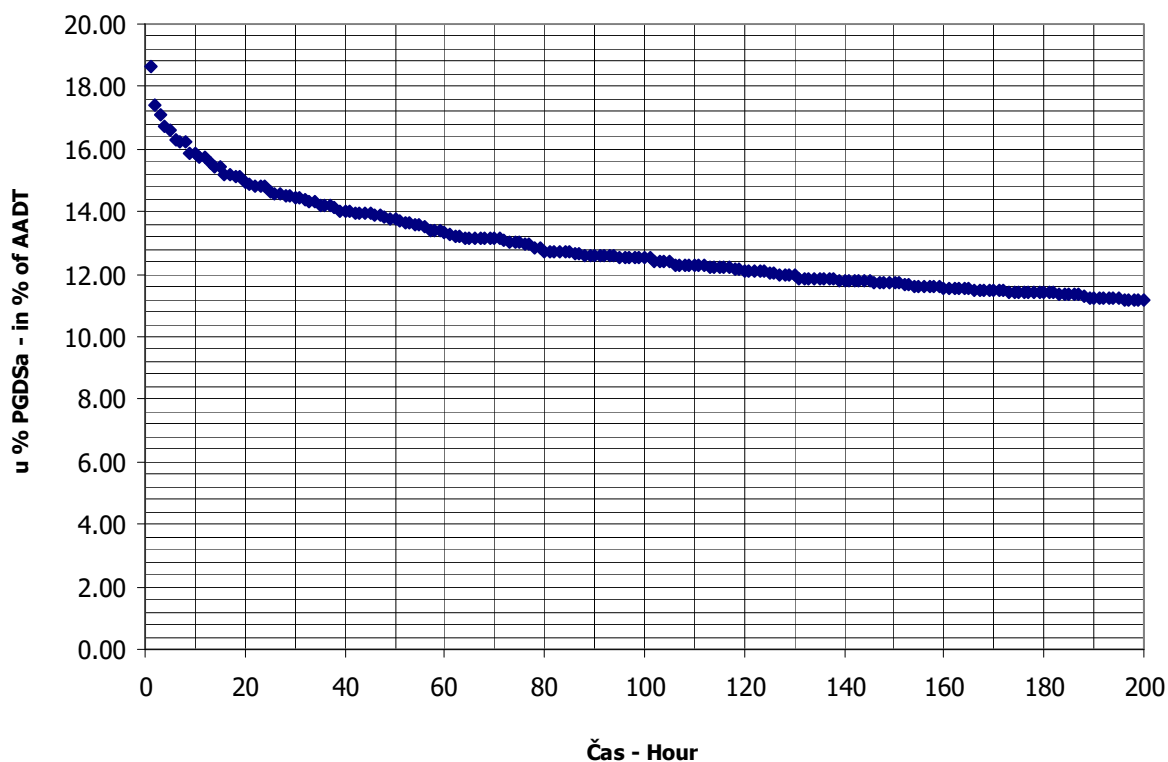
PGDS 1852 voz/dan AADT 1852 veh/day



SATNA DISTRIBUCIJA SAOBRAĆAJNOG TOKA
TRAFFIC FLOW HOURLY DISTRIBUTION

Automatski brojač broj - Automatic counter number 000038
 Lokalitet - Location / Stacionaža - Mileage [km+m] Svibo / 6+062,00
 Broj puta - Road number / Dionica - Section M 5 / Ustiprača - Međeđa

PGDS - AADT	1852 voz/dan - veh/day							
Čas - Hour	Maksimalni vršni sat - Maximum peak hour	10	20	30	40	50	100	200
Sat u danu - Hour of day	18	17	18	12	17	18	18	16
Sat u godini - Hour in year	5346	5513	2874	5316	6017	5130	6354	4960
Dan - Day of week	nedelja - Sunday	nedelja - Sunday	utorak - Tuesday	subota - Saturday	nedelja - Sunday	petak - Friday	nedelja - Sunday	petak - Friday
Datum - Date	11	18	30	10	8	2	22	26
Mjesec - Month	avgust - August	avgust - August	april - April	avgust - August	septembar - September	avgust - August	septembar - September	juli - July
Vrijednost - Value	345	292	275	267	259	254	232	206
% - percent	18.63	15.77	14.85	14.42	13.98	13.71	12.53	11.12



BROJANJE VOZILA NA MREŽI PUTEVA U REPUBLICI SRPSKOJ – 2013. GODINA
VEHICLE COUNTING ON THE ROAD NETWORK OF THE REPUBLIC OF SRPSKA – YEAR 2013

MJESEČNI BROJ VOZILA
MONTHLY NUMBER OF VEHICLES

Automatski brojač broj - Automatic counter number 000039
 Lokalitet - Location / Stacionaža - Mileage [km+m] Vardište / 5+227,00
 Broj puta - Road number / Dionica - Section M 5 / Dobrun - granica / border RS (Vardište)

	Mjesec - Month											
	Januar- January	Februar- February	Mart- March	April- April	Maj- May	Jun- June	Juli- July	August- August	Septembar- September	Oktober- October	Novembar- November	Decembar- December
1	602	643	759	588	1845	893	1004	1407	1528	710	986	597
2	878	662	607	522	1678	915	879	1698	961	733	906	473
3	692	482	669	602	1403	776	954	1747	890	742	958	501
4	846	397	586	669	1304	674	963	1844	911	922	685	559
5	831	466	607	705	1292	835	1133	1446	969	922	648	569
6	531	513	579	665	1802	749	1143	1356	1176	1010	667	641
7	452	541	621	763	1267	967	1436	1406	1262	728	727	607
8	819	529	836	572	901	938	991	1484	1301	706	1170	532
9	738	546	927	498	807	1125	939	1949	956	743	1024	508
10	704	449	873	638	926	859	1009	2011	901	752	971	549
11	692	501	674	637	991	711	1154	2190	1086	956	759	581
12	826	446	643	772	971	726	1426	1555	941	1043	665	611
13	686	511	672	762	691	1013	1423	1287	1065	1115	672	651
14	638	577	543	773	700	1100	1552	1448	1226	776	719	595
15	598	705	601	612	761	1090	1175	1430	1299	730	810	592
16	640	612	578	609	692	1301	1145	1567	903	699	875	529
17	631	652	643	662	953	791	1094	1769	801	744	848	626
18	662	452	581	681	1153	824	1134	1931	854	992	665	815
19	859	470	556	757	1067	853	1395	1370	849	1050	634	806
20	850	548	679	828	774	914	1602	1276	1091	1072	690	751
21	479	510	564	880	744	1111	1710	1299	1244	759	895	728
22	542	590	654	626	739	1082	1192	1249	1221	708	844	736
23	394	555	738	635	657	1274	1084	1371	841	706	862	566
24	519	486	664	666	963	897	1230	1513	804	798	859	627
25	558	474	551	772	921	929	1217	1700	854	983	648	572
26	513	509	536	1022	1020	866	1407	1207	962	973	510	629
27	509	554	596	1275	788	925	1641	1156	1120	1103	483	741
28	493	584	624	1222	737	1313	1734	1441	1050	875	555	849
29	503		815	1000	795	1152	1129	1170	1066	866	769	728
30	521		784	1471	823	1265	1245	1305	779	873	628	798
31	512		760		857		1280	1380		951		782
Ukupno- Total	19718	14964	20520	22884	31022	28868	38420	46962	30911	26740	23132	19849
Prosje- Average	636	1360	662	763	1001	962	1239	1515	1030	863	771	640
Godišnji prosjek (PGDS) - Annual average (AADT)												888

BROJANJE VOZILA NA MREŽI PUTEVA U REPUBLICI SRPSKOJ – 2013. GODINA
VEHICLE COUNTING ON THE ROAD NETWORK OF THE REPUBLIC OF SRPSKA – YEAR 2013

STRUKTURA SAOBRAĆAJNOG TOKA
TRAFFIC FLOW COMPOSITION

Automatski brojač broj - Automatic counter number
 Lokalizet - Location / Stacionaža - Mileage [km+m]
 Broj puta - Road number / Dionica - Section

000039
 Vardište / 5+227,00
 M 5 / Dobrun - granica / border RS (Vardište)

Mjesec- Month	Smjer- Direction	Dužina vozila - Vehicle length								Ukupno- Total
		< 5,5 m	(%)	5,5 - 12 m	(%)	12 - 16,5 m	(%)	< 16,5 m	(%)	
Januar - January	I	8700	88.2	711	7.2	428	4.3	29	0.3	9868
	II	8598	87.3	711	7.2	506	5.1	35	0.4	9850
	ukupno - total	17298	87.7	1422	7.2	934	4.7	64	0.3	19718
Februar - February	I	6117	81.7	768	10.3	552	7.4	47	0.6	7484
	II	6021	80.5	774	10.3	632	8.4	53	0.7	7480
	ukupno - total	12138	81.1	1542	10.3	1184	7.9	100	0.7	14964
Mart - March	I	8434	82.2	968	9.4	825	8.0	39	0.4	10266
	II	8283	80.8	989	9.6	905	8.8	77	0.8	10254
	ukupno - total	16717	81.5	1957	9.5	1730	8.4	116	0.6	20520
April - April	I	9135	83.2	931	8.5	889	8.1	24	0.2	10979
	II	9902	83.2	968	8.1	963	8.1	72	0.6	11905
	ukupno - total	19037	83.2	1899	8.3	1852	8.1	96	0.4	22884
Maj - May	I	14007	88.9	835	5.3	892	5.7	21	0.1	15755
	II	13381	87.6	878	5.8	966	6.3	42	0.3	15267
	ukupno - total	27388	88.3	1713	5.5	1858	6.0	63	0.2	31022
Juni - June	I	12204	87.1	881	6.3	901	6.4	18	0.1	14004
	II	12865	86.6	911	6.1	1057	7.1	31	0.2	14864
	ukupno - total	25069	86.8	1792	6.2	1958	6.8	49	0.2	28868
Juli - July	I	16543	89.2	964	5.2	1014	5.5	17	0.1	18538
	II	17818	89.6	985	5.0	1044	5.3	35	0.2	19882
	ukupno - total	34361	89.4	1949	5.1	2058	5.4	52	0.1	38420
Avgust - August	I	21921	91.4	1097	4.6	944	3.9	15	0.1	23977
	II	20877	90.8	1136	4.9	935	4.1	37	0.2	22985
	ukupno - total	42798	91.1	2233	4.8	1879	4.0	52	0.1	46962
Septembar - September	I	13719	86.0	1131	7.1	1073	6.7	26	0.2	15949
	II	12552	83.9	1197	8.0	1172	7.8	41	0.3	14962
	ukupno - total	26271	85.0	2328	7.5	2245	7.3	67	0.2	30911
Oktobar - October	I	11260	83.0	1145	8.4	1108	8.2	47	0.3	13560
	II	10831	82.2	1181	9.0	1086	8.2	82	0.6	13180
	ukupno - total	22091	82.6	2326	8.7	2194	8.2	129	0.5	26740
Novembar - November	I	9779	83.5	1043	8.9	845	7.2	46	0.4	11713
	II	9421	82.5	1016	8.9	900	7.9	82	0.7	11419
	ukupno - total	19200	83.0	2059	8.9	1745	7.5	128	0.6	23132
Decembar - December	I	8085	81.6	1003	10.1	771	7.8	53	0.5	9912
	II	7910	79.6	1021	10.3	904	9.1	102	1.0	9937
	ukupno - total	15995	80.6	2024	10.2	1675	8.4	155	0.8	19849
Ukupno (godišnje) - Total (annual)	I	139904	86.4	11477	7.1	10242	6.3	382	0.2	162005
	II	138459	85.5	11767	7.3	11070	6.8	689	0.4	161985
	ukupno - total	278363	85.9	23244	7.2	21312	6.6	1071	0.3	323990
Prosjeak (PGDS) - Average (AADT)	I	383	86.4	31	7.1	28	6.3	1	0.2	444
	II	379	85.5	32	7.3	30	6.8	2	0.4	444
	ukupno - total	763	85.9	64	7.2	58	6.6	3	0.3	888

BRONANJE VOZILA NA MREŽI PUTEVA U REPUBLICI SRPSKOJ – 2013. GODINA
VEHICLE COUNTING ON THE ROAD NETWORK OF THE REPUBLIC OF SRPSKA – YEAR 2013

SAOBRAĆAJNI POKAZATELJI

000039
 Vardište / 5+227,00
 M 5 / Dobrun - granica / border RS (Vardište)

Automatski brojač broj
 Lokalityet / Stacionaža [km+m]
 Broj puta / Dionica

Mjesec	Smjer	minimalni čas		maksimalni čas		voz/h	minimalni dan		maksimalni dan		dnevni prosjek (05-21 h)	noćni prosjek (21-05 h)	prosjek radnim danom	prosjek vikendom	ljetni prosjek
		datum/dan	čas	voz/h	čas		voz/dan	datum/dan	voz/dan						
Januar	I	3/četvrtak	0	0	8/utorak	11	66	23/srijeda	203	8/utorak	293	25	175	144	
	II	1/utorak	0	0	1/utorak	13	58	7/ponedjeljak	168	19/subota	281	37	174	144	
	I+II	7/ponedjeljak	4	0	8/utorak	11	93	23/srijeda	394	2/srijeda	574	62	349	288	
Februar	I	1/petak	0	0	17/nedjelja	15	42	4/ponedjeljak	201	17/nedjelja	244	24	185	82	
	II	1/petak	0	0	15/petak	13	43	4/ponedjeljak	196	15/petak	381	34	190	77	
	I+II	1/petak	0	0	15/petak	13	73	4/ponedjeljak	397	15/petak	477	57	376	159	
Mart	I	1/petak	4	0	10/nedjelja	12	61	16/subota	268	10/nedjelja	302	30	213	118	
	II	3/nedjelja	3	0	9/subota	9	61	26/utorak	259	9/subota	288	43	215	116	
	I+II	21/četvrtak	3	0	10/nedjelja	13	91	9/utorak	536	9/utorak	589	73	428	234	
April	I	2/utorak	0	0	28/nedjelja	14	62	2/utorak	255	30/utorak	333	33	251	115	
	II	2/utorak	4	0	27/subota	15	93	9/utorak	241	30/utorak	348	49	273	124	
	I+II	2/utorak	4	1	28/nedjelja	11	137	9/utorak	498	30/utorak	681	82	524	239	
Maj	I	1/srijeda	3	0	6/ponedjeljak	14	135	16/četvrtak	317	6/ponedjeljak	462	46	239	269	
	II	2/četvrtak	0	0	1/srijeda	14	143	23/četvrtak	340	1/srijeda	434	58	238	255	
	I+II	23/četvrtak	4	0	1/srijeda	14	191	23/četvrtak	657	1/srijeda	896	104	476	524	
Juni	I	2/nedjelja	3	0	16/nedjelja	13	76	12/srijeda	339	16/nedjelja	417	49	282	185	467
	II	3/ponedjeljak	4	0	7/petak	16	66	4/utorak	320	28/petak	482	63	313	183	495
	I+II	12/srijeda	4	1	30/nedjelja	12	117	4/utorak	674	28/petak	850	113	594	368	962
Juli	I	6/subota	3	0	21/nedjelja	14	96	2/utorak	415	28/nedjelja	535	63	401	197	598
	II	3/srijeda	1	0	27/subota	15	93	2/utorak	464	27/subota	560	82	443	198	641
	I+II	1/ponedjeljak	3	2	21/nedjelja	14	167	2/utorak	879	28/nedjelja	1095	145	844	395	1239
Avgust	I	29/četvrtak	3	0	11/nedjelja	14	107	27/utorak	617	11/nedjelja	694	79	502	271	773
	II	13/utorak	0	1	11/nedjelja	14	104	29/četvrtak	509	11/nedjelja	647	94	494	248	741
	I+II	30/petak	4	2	11/nedjelja	14	211	27/utorak	1156	11/nedjelja	1342	173	996	519	1515
Septembar	I	11/srijeda	4	0	1/nedjelja	13	97	30/ponedjeljak	391	1/nedjelja	488	44	334	198	532
	II	17/utorak	4	0	7/subota	11	78	17/utorak	370	1/nedjelja	443	56	324	175	499
	I+II	24/utorak	3	2	1/nedjelja	13	160	30/ponedjeljak	779	1/nedjelja	931	99	657	373	1030
Oktobar	I	4/petak	3	0	13/nedjelja	13	73	16/srijeda	342	13/nedjelja	401	37	300	137	
	II	10/četvrtak	0	0	19/subota	14	72	22/utorak	340	12/subota	372	53	295	130	
	I+II	10/četvrtak	3	0	13/nedjelja	13	119	16/srijeda	699	13/nedjelja	773	89	595	267	
Novembar	I	3/nedjelja	23	0	21/četvrtak	10	61	27/srijeda	243	8/petak	361	29	243	147	
	II	6/srijeda	3	0	8/petak	13	58	27/srijeda	240	8/petak	334	46	234	147	
	I+II	6/srijeda	4	0	8/petak	13	102	27/srijeda	483	8/petak	696	75	477	294	
Decembar	I	2/ponedjeljak	3	0	29/nedjelja	15	46	2/ponedjeljak	225	28/subota	294	26	222	98	
	II	2/ponedjeljak	1	0	28/subota	12	52	2/ponedjeljak	248	18/srijeda	280	40	226	95	
	I+II	4/srijeda	3	0	28/subota	12	86	2/ponedjeljak	473	28/subota	575	66	448	192	
Godina	I	3.1/četvrtak	0	0	6.5/ponedjeljak	14	135	4.2/ponedjeljak	201	6.5/ponedjeljak	403	41	408	521	594
	II	1.1/utorak	0	0	1.5/srijeda	14	143	7.1/ponedjeljak	168	1.5/srijeda	389	55	417	502	596
	I+II	7.1/ponedjeljak	4	0	1.1/8/nedjelja	14	211	23.1/srijeda	394	11.8/nedjelja	792	95	825	1023	1190

BROJANJE VOZILA NA MREŽI PUTEVA U REPUBLICI SRPSKOJ – 2013. GODINA
VEHICLE COUNTING ON THE ROAD NETWORK OF THE REPUBLIC OF SRPSKA – YEAR 2013

TRAFFIC PARAMETERS

Automatic counter number
 Location / Mileage [km+m]
 Road number / Section

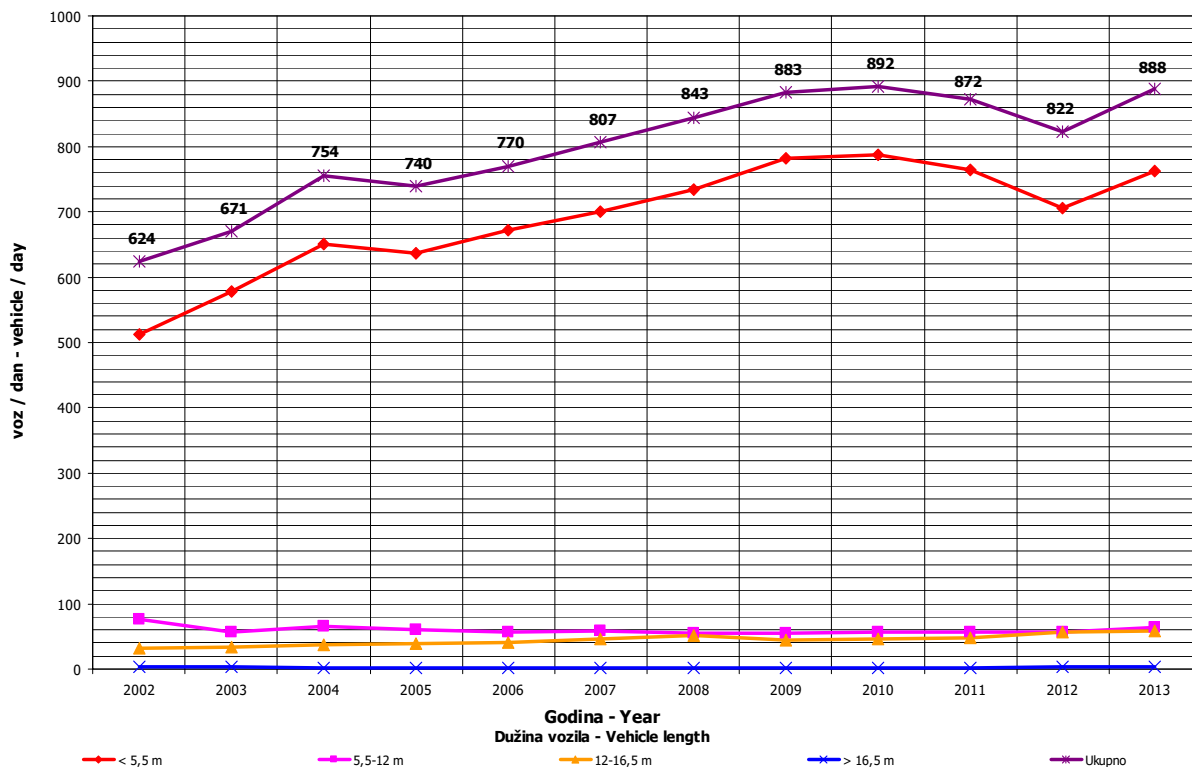
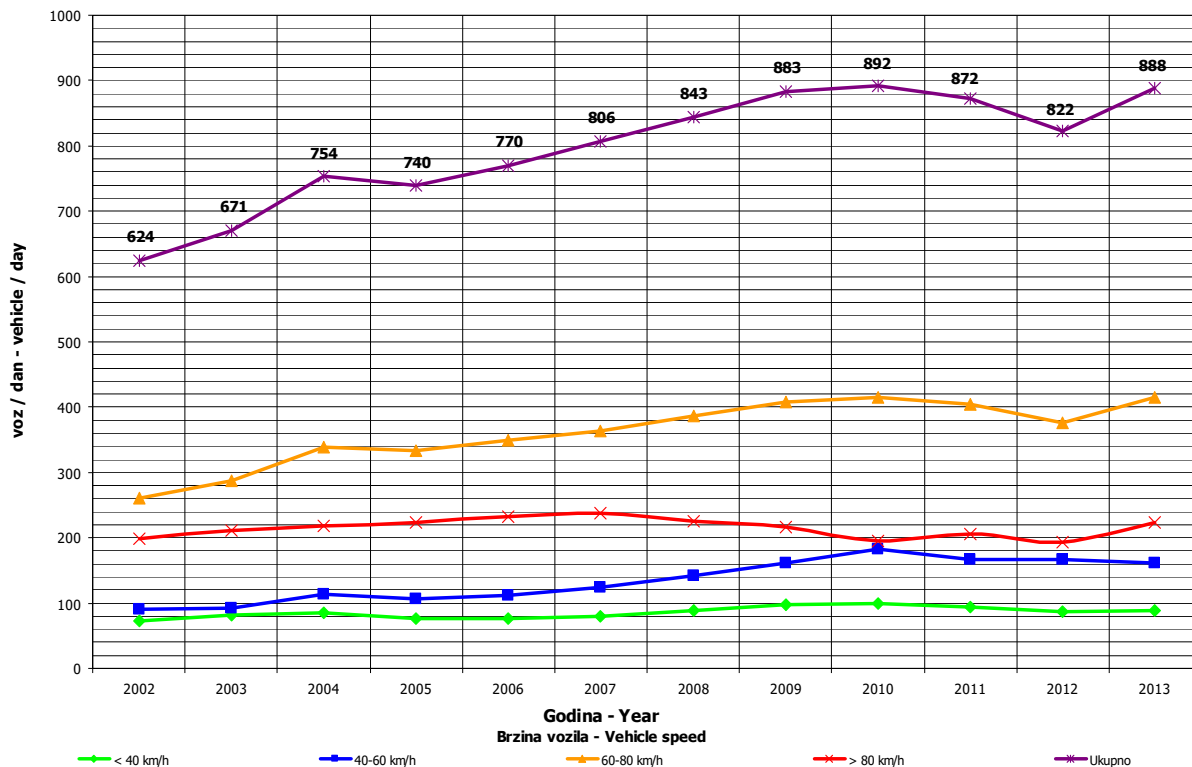
000039
 Vardište / 5+227,00
 M 5 / Dobrun - granica / border RS (Vardište)

Month	Direction	minimum hour		maximum hour		minimum day		maximum day		day time average (5-21 h)	night average (21-05 h)	working day average	weekend average	summer average
		date/day	hour	veh/h	date/day	hour	veh/day	date/day	veh/day					
January	I	3/Thursday	0	0	8/Thursday	11	66	23/Wednesday	203	293	25	175	144	
	II	1/Thursday	0	0	1/Thursday	13	58	7/Monday	168	281	37	174	144	
	I+II	7/Monday	4	0	8/Thursday	11	93	23/Wednesday	394	574	62	349	288	
February	I	1/Friday	0	0	17/Sunday	15	42	4/Monday	201	244	24	185	82	
	II	1/Friday	0	0	15/Friday	13	43	4/Monday	196	234	34	190	77	
	I+II	1/Friday	0	0	15/Friday	13	73	4/Monday	397	477	57	376	159	
March	I	1/Friday	4	0	10/Sunday	12	61	16/Saturday	268	302	30	213	118	
	II	3/Sunday	3	0	9/Saturday	9	61	26/Tuesday	259	288	43	215	116	
	I+II	21/Thursday	3	0	10/Sunday	13	91	26/Tuesday	536	589	73	428	234	
April	I	2/Tuesday	0	0	28/Sunday	14	62	2/Tuesday	255	333	33	251	115	
	II	2/Tuesday	4	0	27/Saturday	15	93	9/Tuesday	241	348	49	273	124	
	I+II	2/Tuesday	4	1	28/Sunday	11	137	9/Tuesday	498	681	82	524	239	
May	I	1/Wednesday	3	0	6/Monday	14	135	16/Thursday	317	462	46	239	269	
	II	2/Thursday	0	0	1/Wednesday	14	143	23/Thursday	340	434	58	238	255	
	I+II	23/Thursday	4	0	1/Wednesday	14	191	23/Thursday	657	896	104	476	524	
June	I	2/Sunday	3	0	16/Sunday	13	76	12/Wednesday	339	417	49	282	185	467
	II	3/Monday	4	0	7/Friday	16	66	4/Tuesday	320	482	63	313	183	495
	I+II	12/Wednesday	4	1	30/Sunday	12	117	4/Tuesday	674	850	113	594	368	962
July	I	6/Saturday	3	0	21/Sunday	14	96	2/Tuesday	415	535	63	401	197	598
	II	3/Wednesday	1	0	27/Saturday	15	93	2/Tuesday	464	560	82	443	198	641
	I+II	1/Monday	3	2	21/Sunday	14	167	2/Tuesday	879	1095	145	844	395	1239
August	I	29/Thursday	3	0	11/Sunday	14	107	27/Tuesday	617	694	79	502	271	773
	II	13/Thursday	0	1	11/Sunday	14	104	29/Thursday	509	647	94	494	248	741
	I+II	30/Friday	4	2	11/Sunday	14	211	27/Tuesday	1156	1342	173	996	519	1515
September	I	11/Wednesday	4	0	1/Sunday	13	97	30/Monday	391	488	44	334	198	532
	II	17/Tuesday	4	0	7/Saturday	11	78	17/Tuesday	370	443	56	324	175	499
	I+II	24/Tuesday	3	2	1/Sunday	13	160	30/Monday	779	931	99	657	373	1030
October	I	4/Friday	3	0	13/Sunday	13	73	16/Wednesday	342	401	37	300	137	
	II	10/Thursday	0	0	19/Saturday	14	72	22/Tuesday	340	372	53	295	130	
	I+II	10/Thursday	3	0	13/Sunday	13	119	16/Wednesday	699	773	89	595	267	
November	I	3/Sunday	23	0	21/Thursday	10	61	27/Wednesday	243	361	29	243	147	
	II	6/Wednesday	3	0	8/Friday	13	58	27/Wednesday	240	334	46	234	147	
	I+II	6/Wednesday	4	0	8/Friday	13	102	27/Wednesday	483	696	75	477	294	
December	I	2/Monday	3	0	29/Sunday	15	46	2/Monday	225	294	26	222	98	
	II	2/Monday	1	0	28/Saturday	12	52	2/Monday	248	280	40	226	95	
	I+II	4/Wednesday	3	0	28/Saturday	12	86	2/Monday	473	575	66	448	192	
Year	I	3.1/Thursday	0	0	6.5/Monday	14	135	4.2/Monday	201	403	41	408	521	594
	II	1.1/Thursday	0	0	1.5/Wednesday	14	143	7.1/Monday	168	389	55	417	502	596
	I+II	7.1/Monday	4	0	1.18/Sunday	14	211	23.1/Wednesday	394	792	95	825	1023	1190

GODIŠNJA NERAVNOMJERNOST SAOBRAĆAJNOG TOKA TRAFFIC FLOW ANNUAL VARIATION

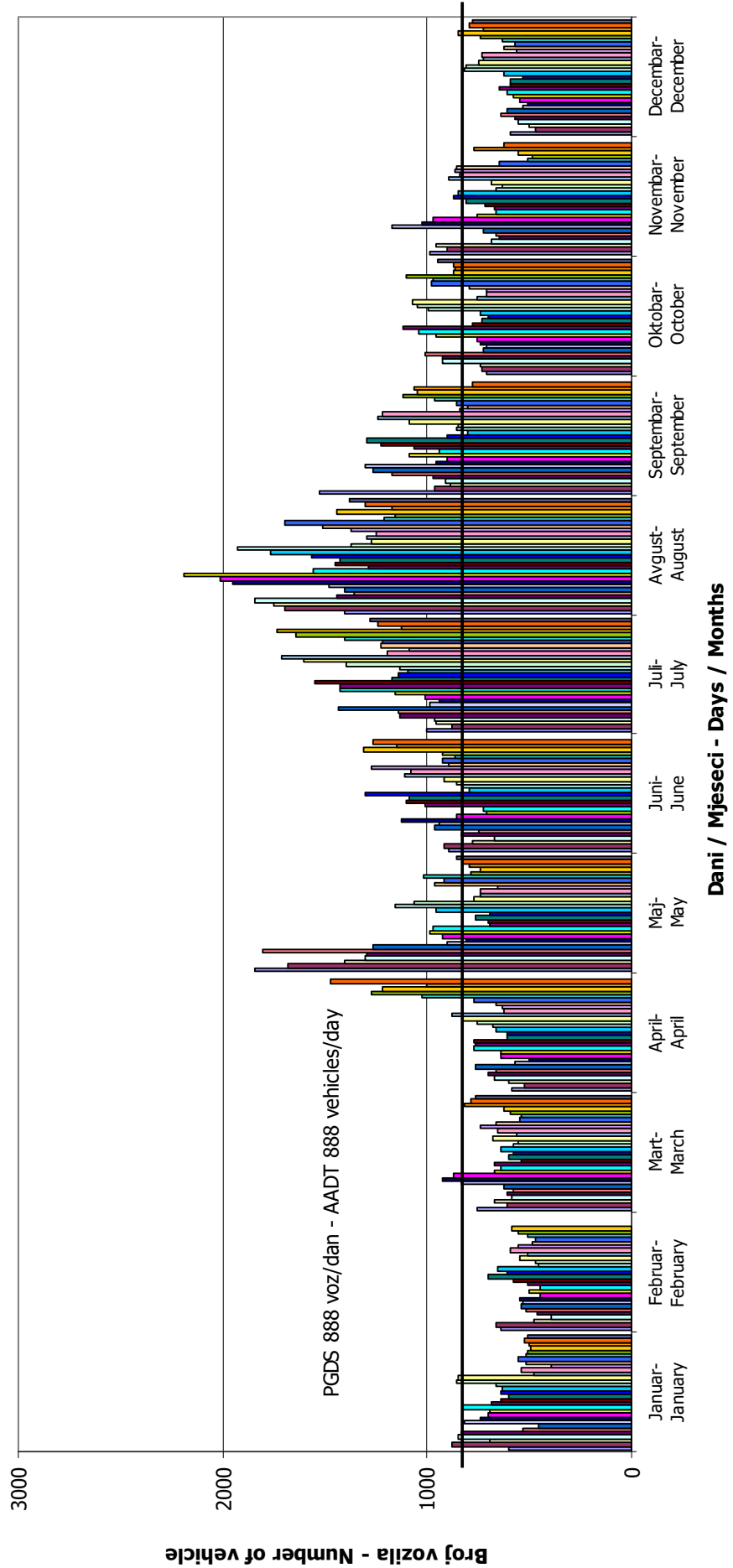
Automatski brojač broj - Automatic counter number
 Lokalizet - Location / Stacionaža - Mileage [km+m]
 Broj puta - Road number / Dionica - Section

000039
 Vardište / 5+227,00
 M 5 / Dobrun - granica / border RS (Vardište)



**DNEVNA NERAVNOMJERNOST SAOBRAĆAJNOG TOKA
 TRAFFIC FLOW DAILY VARIATION**

Automatski brojač broj - Automatic counter number 000039
 Lokalizet - Location / Stacionaža - Mileage [km+tm] Vardište / 5+227,00
 Broj puta - Road number/ Dionica - Section M 5 / Dobrun - granica / border RS (Vardište)

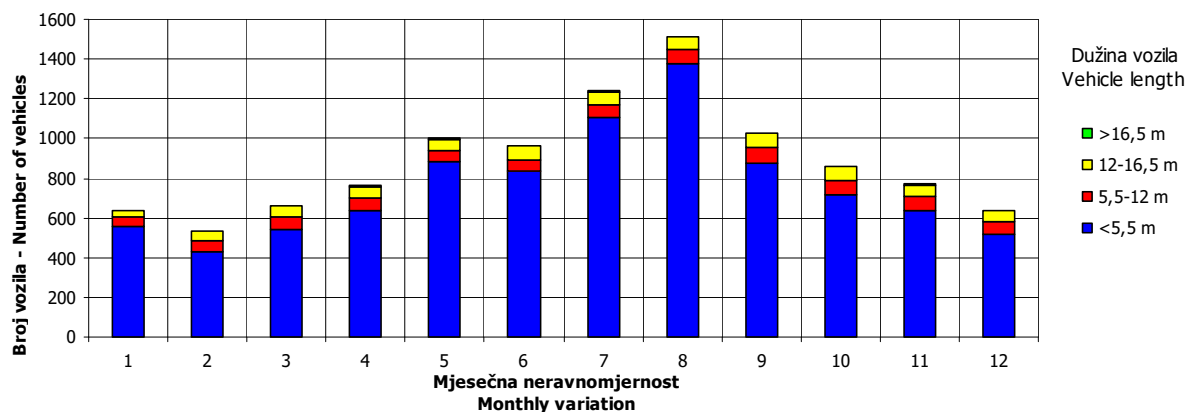
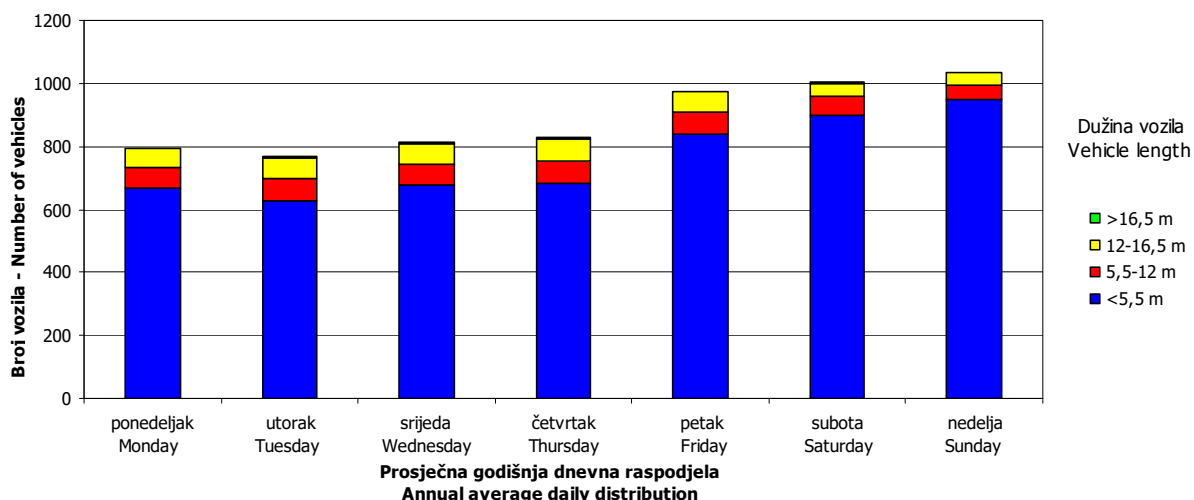
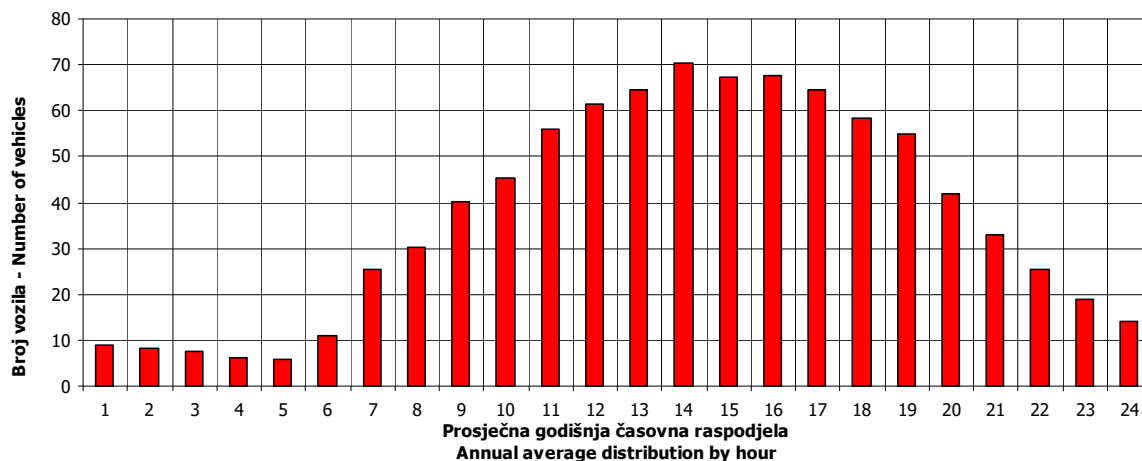


VREMENSKA RASPODJELA SAOBRAĆAJNOG TOKA TRAFFIC FLOW TIME DISTRIBUTION

Automatski brojač broj - Automatic counter number
 Lokalizet - Location / Stacionaža - Mileage [km+m]
 Broj puta - Road number / Dionica - Section

000039
 Vardište / 5+227,00
 M 5 / Dobrun - granica / border RS (Vardište)

PGDS 888 voz/dan AADT 888 veh/day

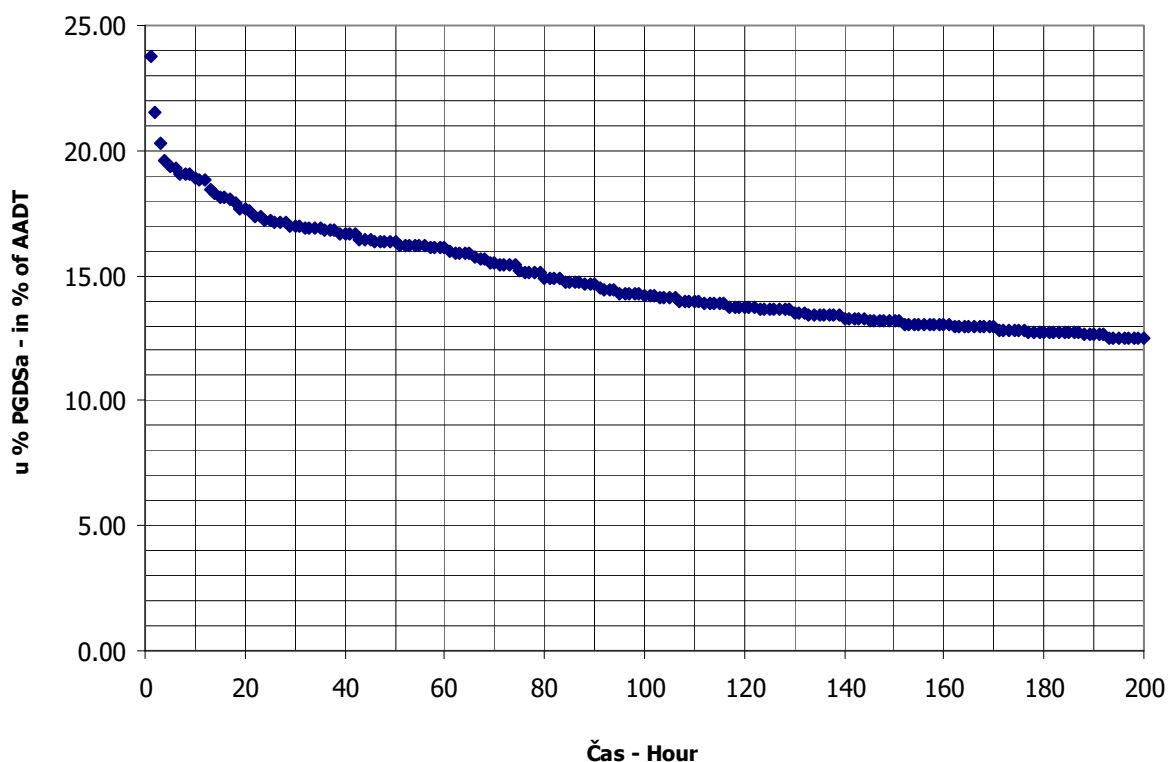


SATNA DISTRIBUCIJA SAOBRAĆAJNOG TOKA TRAFFIC FLOW HOURLY DISTRIBUTION

Automatski brojač broj - Automatic counter number
 Lokalitet - Location / Stacionaža - Mileage [km+m]
 Broj puta - Road number / Dionica - Section

000039
 Vardište / 5+227,00
 M 5 / Dobrun - granica / border RS (Vardište)

PGDS - AADT	888 voz/dan - veh/day								
	Čas - Hour	Maksimalni vršni sat - Maximum peak hour	10	20	30	40	50	100	200
Sat u danu - Hour of day	14	14	16	18	14	17	16	12	
Sat u godini - Hour in year	5342	4838	3016	5346	5294	2897	5848	7188	
Dan - Day of week	nedelja - Sunday	nedelja - Sunday	ponedeljak - Monday	nedelja - Sunday	petak - Friday	srijeda - Wednesday	nedelja - Sunday	nedelja - Sunday	
Datum - Date	11	21	6	11	9	1	1	27	
Mjesec - Month	avgust - August	juli - July	maj - May	avgust - August	avgust - August	maj - May	septembar - September	oktobar - October	
Vrijednost - Value	211	167	156	151	148	144	126	111	
% - percent	23.77	18.81	17.57	17.01	16.67	16.22	14.19	12.51	



BROJANJE VOZILA NA MREŽI PUTEVA U REPUBLICI SRPSKOJ – 2013. GODINA
VEHICLE COUNTING ON THE ROAD NETWORK OF THE REPUBLIC OF SRPSKA – YEAR 2013

MJESEČNI BROJ VOZILA
MONTHLY NUMBER OF VEHICLES

Automatski brojač broj - Automatic counter number 000040
 Lokalitet - Location / Stacionaža - Mileage [km+m] Handići / 3+884,00
 Broj puta - Road number / Dionica - Section M 20 / Foča 1 - granica / border RS (Ustikolina)

	Mjesec - Month											
	Januar- January	Februar- February	Mart- March	April- April	Maj- May	Jun- June	Juli- July	August- August	Septembar- September	Oktober- October	Novembar- November	Decembar- December
1	787	1417	1552	1471	2420	1750	2307	2894	2744	1728	1867	955
2	1091	1202	1403	1466	2231	1641	1996	2868	2305	1849	1817	1364
3	1315	796	1251	1475	1890	1645	2064	3168	1992	1850	1735	1380
4	1496	1124	1424	1820	1919	1586	2106	3156	2128	2085	1747	1527
5	1437	1159	1473	1685	1962	1670	2359	3024	2030	2149	1560	1445
6	849	1247	1527	1600	2439	1750	2302	2611	2422	1867	1629	1490
7	738	1283	1096	1315	2347	2018	2523	2761	2491	1768	1793	1253
8	1408	1333	1714	1549	2026	1868	2197	2593	2517	1789	1937	1057
9	1325	1248	1846	1453	1682	1894	2054	3318	2096	1792	1819	1443
10	1514	769	1323	1593	2045	1772	2336	3656	1966	1908	1670	1397
11	1515	1153	1508	1690	1867	1771	2304	3787	2117	2044	1696	1483
12	1227	1125	1471	1830	1691	1813	2614	3216	2015	1967	1549	1582
13	1017	1116	1490	1722	1748	1886	2627	2708	2164	1711	1625	1576
14	1042	1221	1420	1551	1837	2299	2693	2689	2411	2155	1655	1406
15	1369	1417	1404	1546	1987	2223	2656	2670	2418	1849	1952	1166
16	1195	1190	1210	1619	2137	2144	2407	3215	2180	1868	1746	1521
17	1249	1006	1001	1588	2025	2027	2245	3501	1941	1881	1570	1466
18	1117	1215	1462	1698	1938	1960	2346	3509	2160	2004	1750	1554
19	1186	1262	1435	1893	1840	2033	2562	3168	2009	1960	1669	1433
20	1103	1272	1535	1712	1773	2001	2895	3053	2703	1882	1731	1620
21	1380	1212	1446	1556	1689	2368	2769	2745	2807	1818	1741	1429
22	1252	1271	1537	1583	1671	2231	2458	2560	2304	1721	1956	1271
23	880	1192	1544	1606	1765	2318	2264	2834	2190	1821	1679	1499
24	780	917	1360	1678	1949	2333	2362	3032	1909	2042	1524	1453
25	1224	1291	1388	1741	1710	2044	2533	2973	1962	2100	1763	1500
26	978	1282	1253	2067	1552	1954	2773	2635	2117	1924	1258	1157
27	866	1323	1392	2290	1842	2119	2995	2459	2438	1790	1117	1730
28	1178	1287	1524	1711	1680	2488	2955	2326	2233	1849	1333	1572
29	1130		1684	1964	1720	2436	2566	2379	2241	1801	1529	1239
30	1187		1664	2503	1705	2344	2686	2562	1804	1775	1317	1714
31	1208		1286		1957		2548	2878		1729		1377
Ukupno- Total	36043	33330	44623	50975	59044	60386	76502	90948	66814	58476	49734	44059
Prosjek- Average	1163	3030	1439	1699	1905	2013	2468	2934	2227	1886	1658	1421
Godišnji prosjek (PGDS) - Annual average (AADT)												1838

BROJANJE VOZILA NA MREŽI PUTEVA U REPUBLICI SRPSKOJ – 2013. GODINA
VEHICLE COUNTING ON THE ROAD NETWORK OF THE REPUBLIC OF SRPSKA – YEAR 2013

STRUKTURA SAOBRAĆAJNOG TOKA
TRAFFIC FLOW COMPOSITION

Automatski brojač broj - Automatic counter number
 Lokalitet - Location / Stacionaža - Mileage [km+m]
 Broj puta - Road number / Dionica - Section

000040
 Handići / 3+884,00
 M 20 / Foča 1 - granica / border RS (Ustikolina)

Mjesec - Month	Smjer - Direction	Dužina vozila - Vehicle length								Ukupno - Total
		< 5,5 m	(%)	5,5 - 12 m	(%)	12 - 16,5 m	(%)	< 16,5 m	(%)	
Januar - January	I	15945	88.9	1704	9.5	273	1.5	9	0.1	17931
	II	16213	89.5	1641	9.1	254	1.4	4	0.0	18112
	ukupno - total	32158	89.2	3345	9.3	527	1.5	13	0.0	36043
Februar - February	I	14542	87.3	1787	10.7	321	1.9	9	0.1	16659
	II	14638	87.8	1727	10.4	300	1.8	6	0.0	16671
	ukupno - total	29180	87.5	3514	10.5	621	1.9	15	0.0	33330
Mart - March	I	19608	88.0	2237	10.0	438	2.0	9	0.0	22292
	II	19752	88.5	2169	9.7	403	1.8	7	0.0	22331
	ukupno - total	39360	88.2	4406	9.9	841	1.9	16	0.0	44623
April - April	I	22195	88.4	2326	9.3	578	2.3	6	0.0	25105
	II	23081	89.2	2242	8.7	541	2.1	6	0.0	25870
	ukupno - total	45276	88.8	4568	9.0	1119	2.2	12	0.0	50975
Maj - May	I	26661	90.3	2236	7.6	637	2.2	6	0.0	29540
	II	26630	90.3	2231	7.6	632	2.1	11	0.0	29504
	ukupno - total	53291	90.3	4467	7.6	1269	2.1	17	0.0	59044
Juni - June	I	26582	90.2	2362	8.0	519	1.8	7	0.0	29470
	II	28154	91.1	2232	7.2	521	1.7	9	0.0	30916
	ukupno - total	54736	90.6	4594	7.6	1040	1.7	16	0.0	60386
Juli - July	I	33511	91.4	2528	6.9	614	1.7	12	0.0	36665
	II	36743	92.2	2455	6.2	634	1.6	5	0.0	39837
	ukupno - total	70254	91.8	4983	6.5	1248	1.6	17	0.0	76502
Avgust - August	I	42960	92.7	2637	5.7	756	1.6	10	0.0	46363
	II	41281	92.6	2608	5.8	687	1.5	9	0.0	44585
	ukupno - total	84241	92.6	5245	5.8	1443	1.6	19	0.0	90948
Septembar - September	I	30265	89.3	2844	8.4	755	2.2	13	0.0	33877
	II	29386	89.2	2785	8.5	756	2.3	10	0.0	32937
	ukupno - total	59651	89.3	5629	8.4	1511	2.3	23	0.0	66814
Oktobar - October	I	25593	87.2	3011	10.3	723	2.5	12	0.0	29339
	II	25552	87.7	2866	9.8	699	2.4	20	0.1	29137
	ukupno - total	51145	87.5	5877	10.1	1422	2.4	32	0.1	58476
Novembar - November	I	21610	86.4	2774	11.1	630	2.5	12	0.0	25026
	II	21511	87.1	2603	10.5	588	2.4	6	0.0	24708
	ukupno - total	43121	86.7	5377	10.8	1218	2.4	18	0.0	49734
Decembar - December	I	19004	86.1	2531	11.5	520	2.4	27	0.1	22082
	II	19053	86.7	2433	11.1	486	2.2	5	0.0	21977
	ukupno - total	38057	86.4	4964	11.3	1006	2.3	32	0.1	44059
Ukupno (godišnje) - Total (annual)	I	298476	89.3	28977	8.7	6764	2.0	132	0.0	334349
	II	301994	89.7	27992	8.3	6501	1.9	98	0.0	336585
	ukupno - total	600470	89.5	56969	8.5	13265	2.0	230	0.0	670934
Prosjeak (PGDS) - Average (AADT)	I	818	89.3	79	8.7	19	2.0	0	0.0	916
	II	827	89.7	77	8.3	18	1.9	0	0.0	922
	ukupno - total	1645	89.5	156	8.5	36	2.0	1	0.0	1838

BROJANJE VOZILA NA MREŽI PUTEVA U REPUBLICI SRPSKOJ – 2013. GODINA
VEHICLE COUNTING ON THE ROAD NETWORK OF THE REPUBLIC OF SRPSKA – YEAR 2013

SAOBRAĆAJNI POKAZATELJI

Automatski brojač broj
 Lokaliteta / Stacionaža [km+m]
 Broj puta / Dionica

000040

Handići / 3+884,00

M 20 / Foča 1 - granica / border RS (Ustikolina)

Mjesec	Smjer	minimalni čas			maksimalni čas			minimalni dan		maksimalni dan		dnevni prosjek (05-21 h)	noćni prosjek (21-05 h)	prosjek radnim danom	prosjek vikendom	ljetni prosjek
		datum/dan	čas	voz/h	datum/dan	čas	voz/h	datum/dan	voz/dan	datum/dan	voz/dan					
Januar	I	3/četvrtak	3	0	8/utorak	10	95	7/ponedjeljak	374	11/petak	773	534	44	362	217	
	II	9/srijeda	1	0	10/četvrtak	13	87	7/ponedjeljak	364	10/četvrtak	786	533	51	361	223	
	I+II	23/srijeda	2	1	10/četvrtak	13	165	7/ponedjeljak	738	11/petak	1515	1067	96	722	440	
Februar	I	1/petak	4	0	15/petak	14	86	10/nedjelja	370	1/petak	721	553	42	448	147	
	II	8/petak	2	0	15/petak	15	69	10/nedjelja	399	15/petak	721	545	50	446	150	
	I+II	10/nedjelja	5	0	15/petak	14	141	10/nedjelja	769	1/petak	1417	1098	93	893	297	
Mart	I	5/utorak	2	0	9/subota	10	134	17/nedjelja	489	9/subota	947	669	50	498	221	
	II	10/nedjelja	3	0	9/subota	13	95	17/nedjelja	512	9/subota	899	661	60	494	227	
	I+II	2/utorak	2	2	9/subota	9	203	17/nedjelja	1001	1846	1330	110	991	448		
April	I	5/utorak	2	0	30/utorak	19	122	7/nedjelja	592	30/utorak	1278	771	65	626	211	
	II	12/petak	1	1	27/subota	13	126	7/nedjelja	723	27/subota	1265	774	89	624	238	
	I+II	17/srijeda	1	2	30/utorak	19	222	7/nedjelja	1315	30/utorak	2503	1545	154	1251	449	
Maj	I	9/četvrtak	4	0	6/ponedjeljak	11	169	26/nedjelja	753	6/ponedjeljak	1450	869	84	543	410	
	II	10/petak	2	1	1/srijeda	19	164	26/nedjelja	799	1/srijeda	1358	848	104	550	401	
	I+II	10/petak	2	2	6/ponedjeljak	11	235	26/nedjelja	1552	6/ponedjeljak	2439	1717	188	1094	811	
Juni	I	13/četvrtak	3	0	23/nedjelja	11	134	4/utorak	780	28/petak	1247	886	96	643	339	982
	II	5/srijeda	2	2	16/nedjelja	18	123	4/utorak	806	21/petak	1253	904	127	675	356	1031
	I+II	11/utorak	3	4	29/subota	13	200	4/utorak	1586	28/petak	2488	1790	222	1318	695	2013
Juli	I	4/četvrtak	4	0	30/utorak	13	180	2/utorak	952	28/nedjelja	1516	1064	118	849	334	1183
	II	2/utorak	3	5	30/utorak	15	142	2/utorak	1044	20/subota	1585	1099	186	917	368	1285
	I+II	2/utorak	3	7	30/utorak	13	268	2/utorak	1996	27/subota	2995	2163	305	1766	702	2468
Avgust	I	29/četvrtak	4	1	11/nedjelja	13	171	29/četvrtak	1260	18/nedjelja	1835	1346	150	1010	486	1496
	II	30/petak	1	2	11/nedjelja	18	147	27/utorak	1043	11/nedjelja	1972	1228	210	967	471	1438
	I+II	29/četvrtak	4	8	11/nedjelja	12	271	28/srijeda	2326	11/nedjelja	3787	2574	359	1977	957	2934
Septembar	I	17/utorak	2	0	1/nedjelja	11	140	30/ponedjeljak	883	20/petak	1487	1049	80	760	369	1129
	II	30/ponedjeljak	2	1	8/nedjelja	18	156	30/ponedjeljak	921	21/subota	1395	993	105	728	370	1098
	I+II	30/ponedjeljak	2	1	1/nedjelja	18	228	30/ponedjeljak	1804	21/subota	2807	2043	184	1488	739	2227
Oktobar	I	7/ponedjeljak	2	0	25/petak	13	113	27/nedjelja	807	5/subota	1135	877	70	703	243	
	II	11/petak	1	0	6/nedjelja	18	127	1/utorak	863	14/ponedjeljak	1056	855	85	691	249	
	I+II	11/petak	1	2	20/nedjelja	17	193	13/nedjelja	1711	14/ponedjeljak	2155	1732	154	1394	492	
Novembar	I	6/srijeda	2	0	9/subota	11	101	27/srijeda	570	15/petak	1023	775	59	561	273	
	II	27/srijeda	2	0	3/nedjelja	16	117	27/srijeda	547	3/nedjelja	965	751	73	543	281	
	I+II	28/četvrtak	1	0	22/petak	14	177	27/srijeda	1117	22/petak	1956	1526	132	1104	554	
Decembar	I	9/ponedjeljak	2	0	12/četvrtak	11	119	1/nedjelja	444	27/petak	899	660	52	532	180	
	II	25/srijeda	2	0	12/četvrtak	13	95	1/nedjelja	511	30/ponedjeljak	834	646	63	523	186	
	I+II	19/četvrtak	3	1	27/petak	11	176	1/nedjelja	955	27/petak	1730	1306	115	1055	366	
Godina	I	3.1/četvrtak	3	0	30.7/utorak	13	180	10.2/nedjelja	370	18.8/nedjelja	1835	840	76	919	911	1200
	II	9.1/srijeda	1	0	1.5/srijeda	19	164	7.1/ponedjeljak	364	11.8/nedjelja	1972	822	101	917	934	1215
	I+II	10.2/nedjelja	5	0	11.8/nedjelja	12	271	7.1/ponedjeljak	738	11.8/nedjelja	3787	1661	177	1835	1844	2415

BROJANJE VOZILA NA MREŽI PUTEVA U REPUBLICI SRPSKOJ – 2013. GODINA
VEHICLE COUNTING ON THE ROAD NETWORK OF THE REPUBLIC OF SRPSKA – YEAR 2013

TRAFFIC PARAMETERS

Automatic counter number
 Location / Mileage [km+m]
 Road number / Section

000040

Handići / 3+884,00

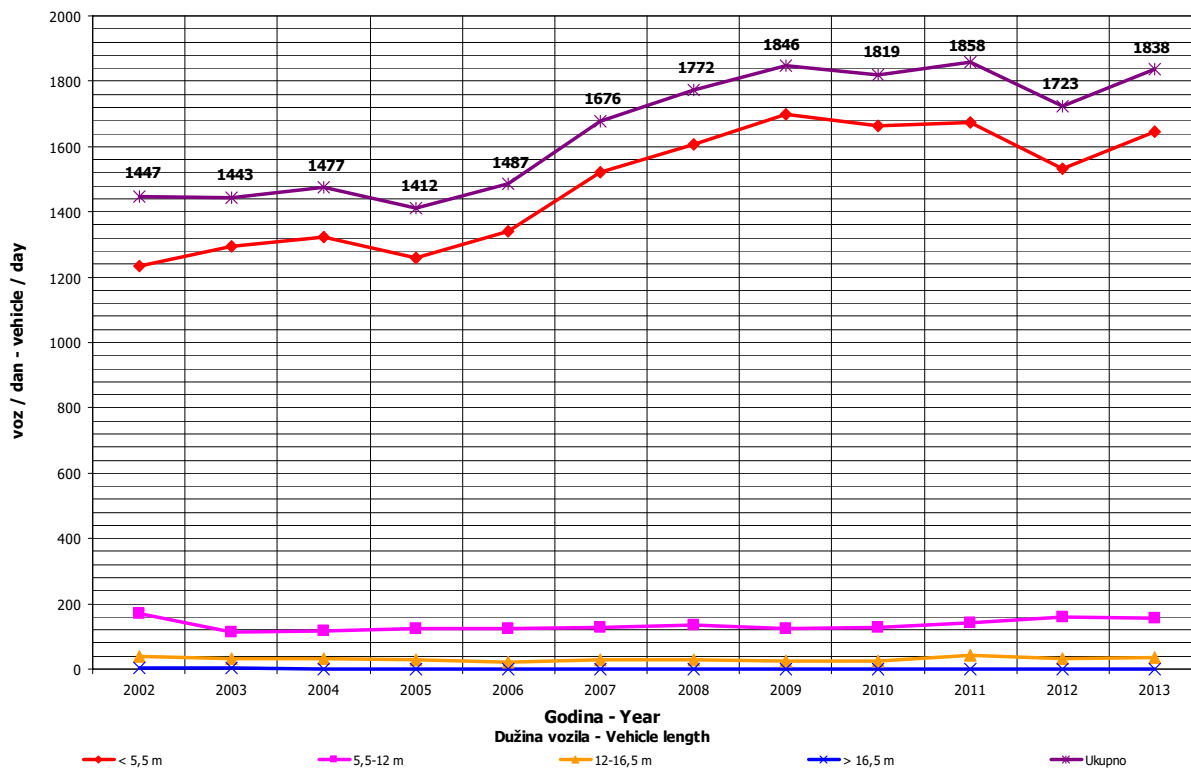
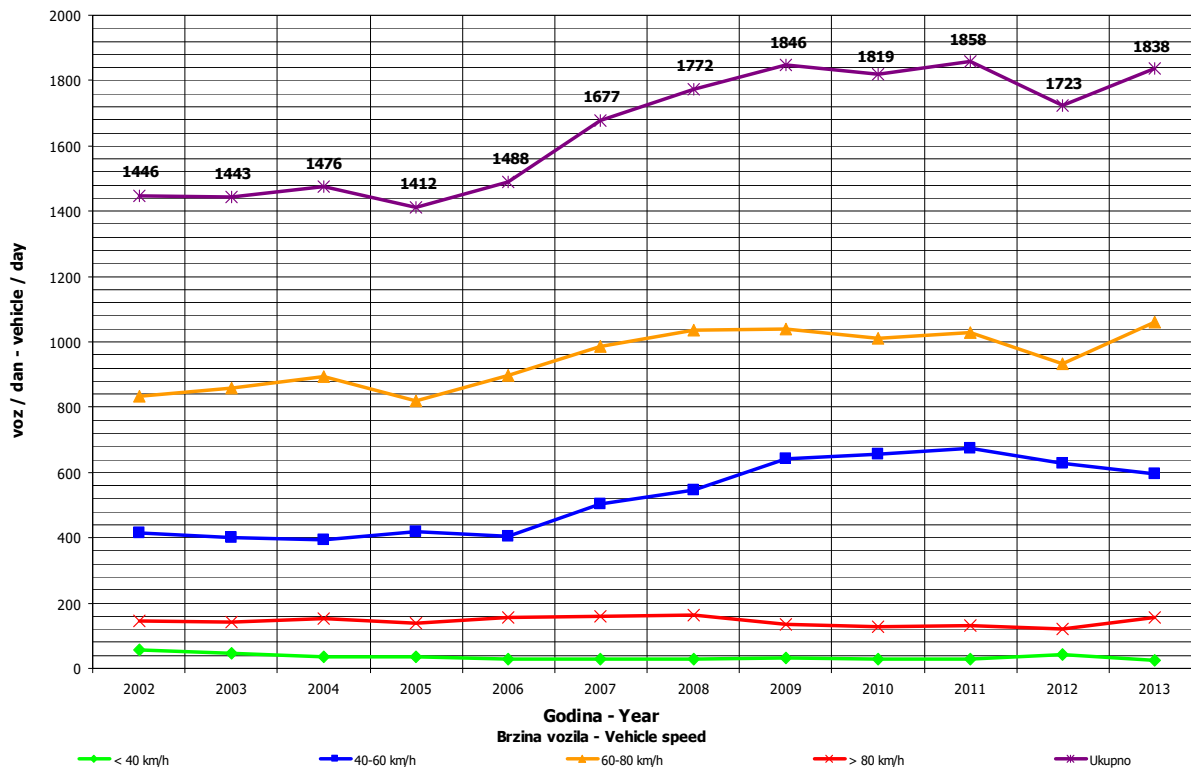
M 20 / Foča 1 - granica / border RS (Ustikolina)

Month	Direction	minimum hour		maximum hour		minimum day		maximum day		day time average (5-21 h)	night average (21-05 h)	working day average	weekend average	summer average
		date/day	hour	veh/h	date/day	hour	veh/h	date/day	veh/day					
January	I	3/Thursday	3	0	8/Thursday	10	95	7/Monday	374	534	44	362	217	
	II	9/Wednesday	1	0	10/Thursday	13	87	7/Monday	364	533	51	361	223	
	I+II	23/Wednesday	2	1	10/Thursday	13	165	7/Monday	738	1067	96	722	440	
February	I	1/Friday	4	0	15/Friday	14	86	10/Sunday	370	553	42	448	147	
	II	8/Friday	2	0	15/Friday	15	69	10/Sunday	399	545	50	446	150	
	I+II	10/Sunday	5	0	15/Friday	14	141	10/Sunday	769	1098	93	893	297	
March	I	5/Tuesday	2	0	9/Saturday	10	134	17/Sunday	489	669	50	498	221	
	II	10/Sunday	3	0	9/Saturday	13	95	17/Sunday	512	661	60	494	227	
	I+II	5/Tuesday	2	2	9/Saturday	9	203	17/Sunday	1001	1330	110	991	448	
April	I	2/Tuesday	2	0	30/Tuesday	19	122	7/Sunday	592	771	65	626	211	
	II	12/Friday	1	1	27/Saturday	13	126	7/Sunday	723	774	89	624	238	
	I+II	17/Wednesday	1	2	30/Tuesday	19	222	7/Sunday	1315	1545	154	1251	449	
May	I	9/Thursday	4	0	6/Monday	11	169	26/Sunday	753	869	84	543	410	
	II	10/Friday	2	1	1/Wednesday	19	164	26/Sunday	799	848	104	550	401	
	I+II	10/Friday	2	2	6/Monday	11	235	26/Sunday	1552	1717	188	1094	811	
June	I	13/Thursday	3	0	23/Sunday	11	134	4/Tuesday	780	886	96	643	339	982
	II	5/Wednesday	2	2	16/Sunday	18	123	4/Tuesday	806	904	127	675	356	1031
	I+II	11/Tuesday	3	4	29/Saturday	13	200	4/Tuesday	1586	1790	222	1318	695	2013
July	I	4/Thursday	4	0	30/Tuesday	13	180	2/Tuesday	932	1064	118	849	334	1183
	II	2/Tuesday	3	5	30/Tuesday	15	142	2/Tuesday	1044	1099	186	917	368	1285
	I+II	2/Tuesday	3	7	30/Tuesday	13	268	2/Tuesday	1996	2163	305	1766	702	2468
August	I	29/Thursday	4	1	11/Sunday	13	171	29/Thursday	1260	1346	150	1010	486	1496
	II	30/Friday	1	2	11/Sunday	18	147	27/Tuesday	1043	1228	210	967	471	1438
	I+II	29/Thursday	4	8	11/Sunday	12	271	28/Wednesday	2326	2574	359	1977	957	2934
September	I	17/Tuesday	2	0	1/Sunday	11	140	30/Monday	883	1049	80	760	369	1129
	II	30/Monday	2	1	8/Sunday	18	156	30/Monday	921	993	105	728	370	1098
	I+II	30/Monday	2	1	1/Sunday	18	228	30/Monday	1804	2043	184	1488	739	2227
October	I	7/Monday	2	0	25/Friday	13	113	27/Sunday	807	877	70	703	243	
	II	11/Friday	1	0	6/Sunday	18	127	1/Tuesday	863	855	85	691	249	
	I+II	11/Friday	1	2	20/Sunday	17	193	13/Sunday	1711	1732	154	1394	492	
November	I	6/Wednesday	2	0	9/Saturday	11	101	27/Wednesday	570	775	59	561	273	
	II	27/Wednesday	2	0	3/Sunday	16	117	27/Wednesday	547	751	73	543	281	
	I+II	28/Thursday	1	0	22/Friday	14	177	27/Wednesday	1117	1526	132	1104	554	
December	I	9/Monday	2	0	12/Thursday	11	119	1/Sunday	444	660	52	532	180	
	II	25/Wednesday	2	0	12/Thursday	13	95	1/Sunday	511	646	63	523	186	
	I+II	19/Thursday	3	1	27/Friday	11	176	1/Sunday	955	1306	115	1055	366	
Year	I	3.1/Thursday	3	0	30.7/Tuesday	13	180	10.2/Sunday	370	840	76	919	911	1200
	II	9.1/Wednesday	1	0	1.5/Wednesday	19	164	7.1/Monday	364	822	101	917	934	1215
	I+II	10.2/Sunday	5	0	11.8/Sunday	12	271	7.1/Monday	738	1661	177	1835	1844	2415

GODIŠNJA NERAVNOMJERNOST SAOBRAĆAJNOG TOKA TRAFFIC FLOW ANNUAL VARIATION

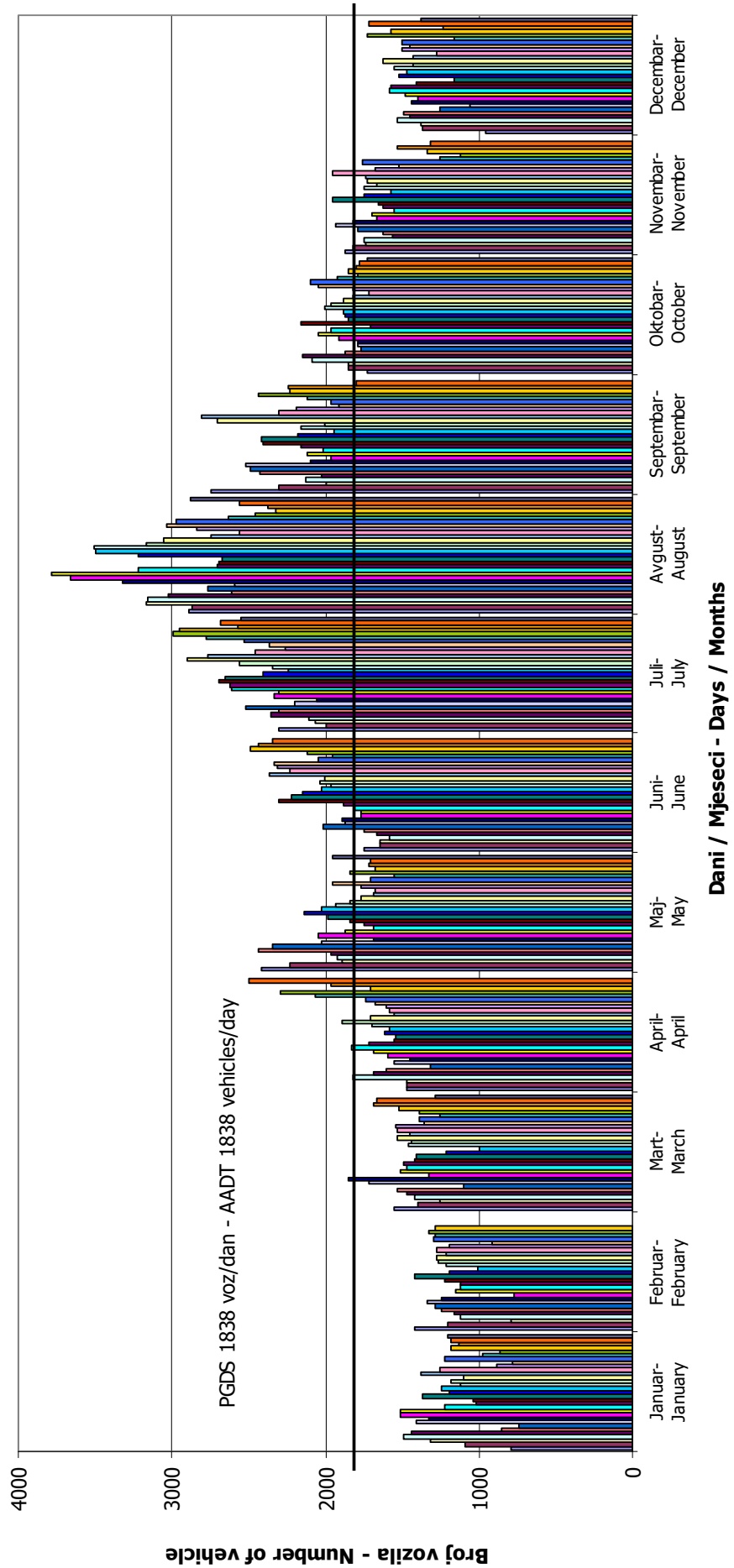
Automatski brojač broj - Automatic counter number
 Lokalizet - Location / Stacionaža - Mileage [km+m]
 Broj puta - Road number / Dionica - Section

000040
 Handići / 3+884,00
 M 20 / Foča 1 - granica / border RS (Ustikolina)



DNEVNA NERAVNOMJERNOST SAOBRAĆAJNOG TOKA
TRAFFIC FLOW DAILY VARIATION

Automatski brojač broj - Automatic counter number 000040
 Lokalizet - Location / Stacionaža - Mileage [km+m] Handići / 3+884,00
 Broj puta - Road number/ Dionica - Section M 20 / Foča 1 - granica / border RS (Ustikolina)

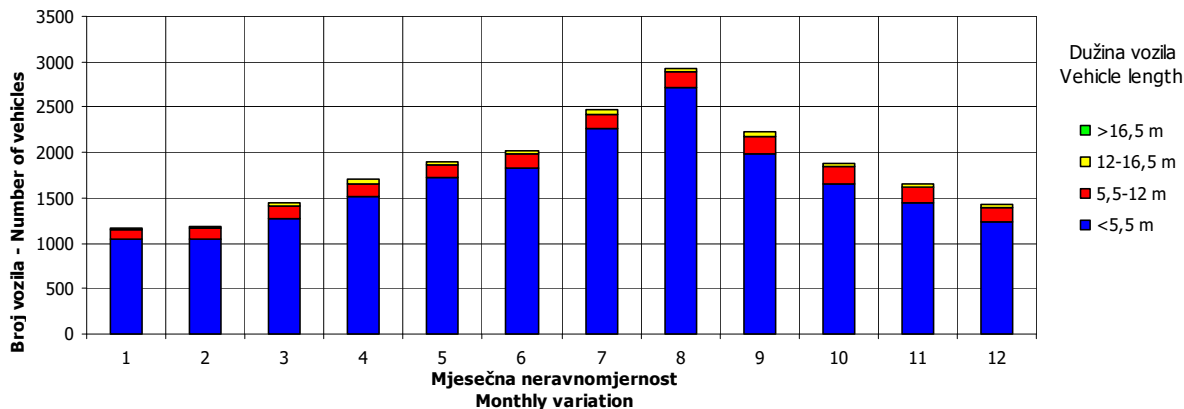
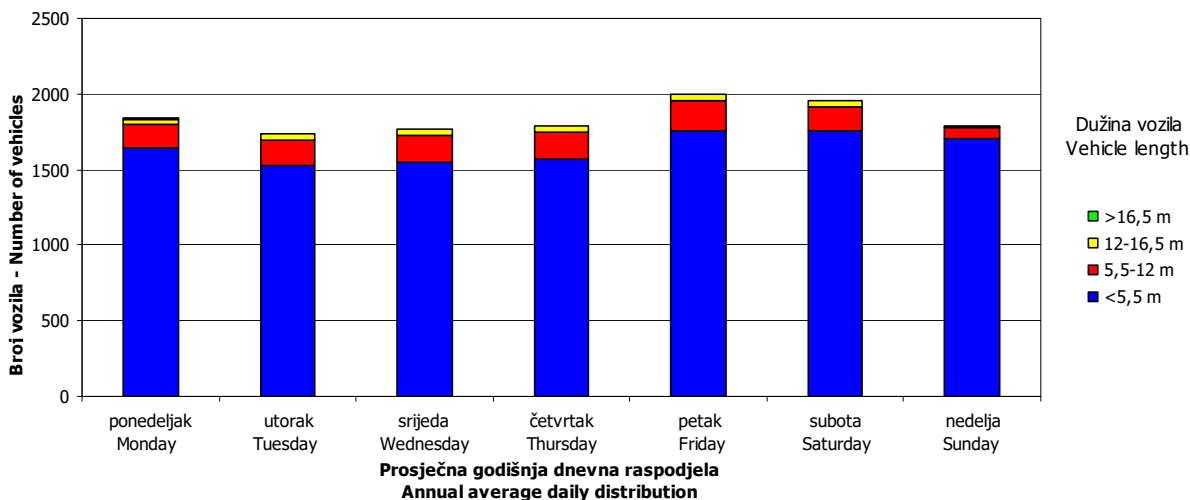
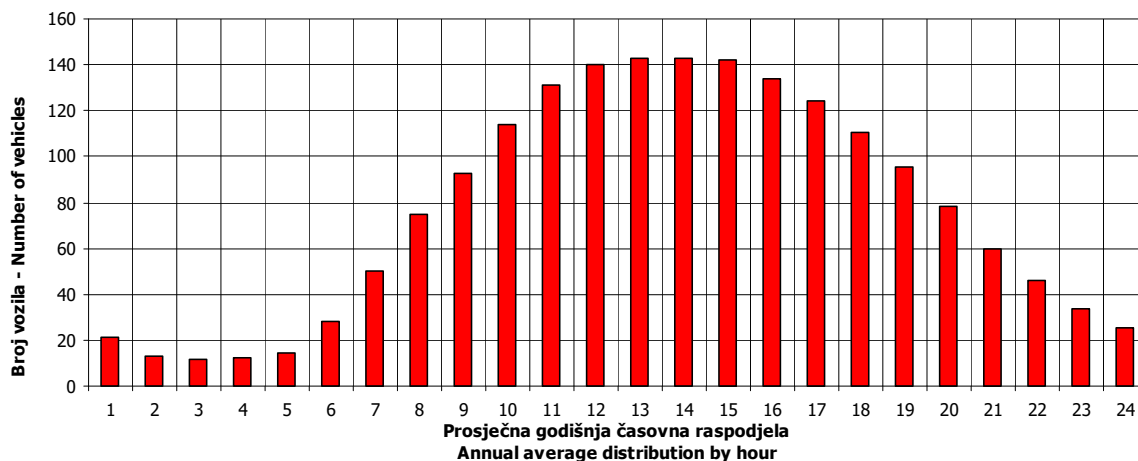


VREMENSKA RASPODJELA SAOBRAĆAJNOG TOKA TRAFFIC FLOW TIME DISTRIBUTION

Automatski brojač broj - Automatic counter number
 Lokalizet - Location / Stacionaža - Mileage [km+m]
 Broj puta - Road number / Dionica - Section

000040
 Handići / 3+884,00
 M 20 / Foča 1 - granica / border RS (Ustikolina)

PGDS 1838 voz/dan AADT 1838 veh/day

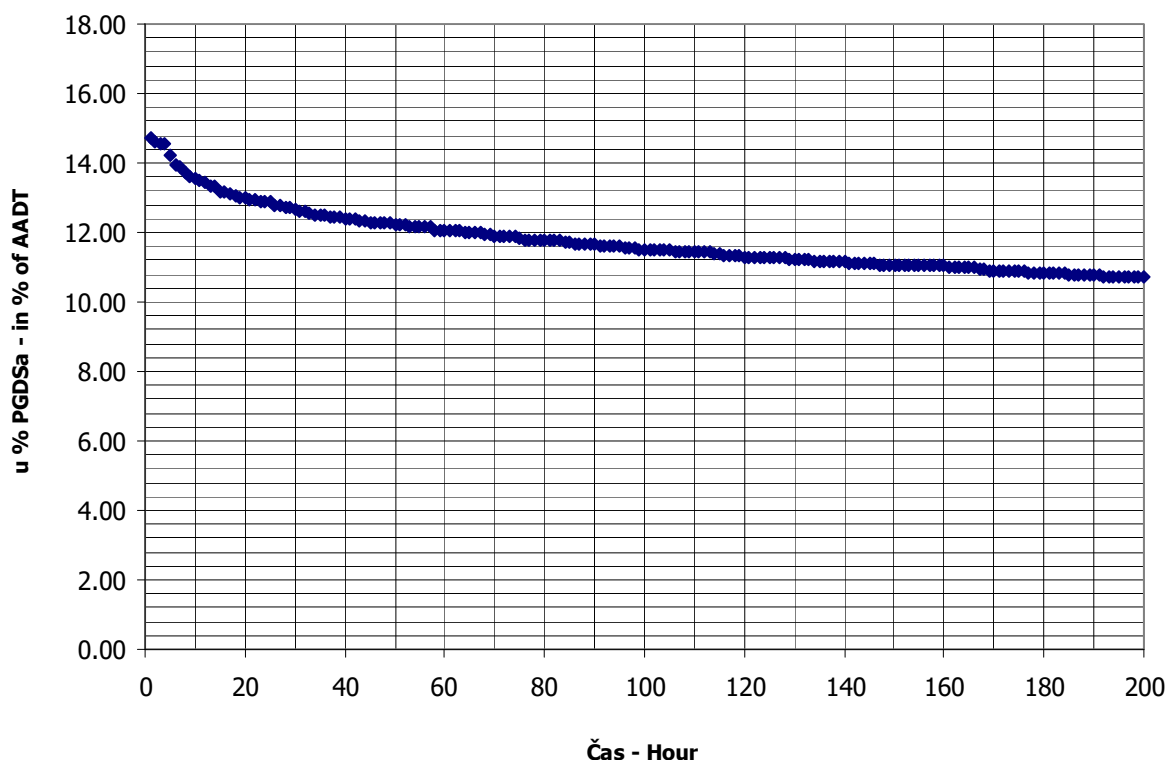


SATNA DISTRIBUCIJA SAOBRAĆAJNOG TOKA
TRAFFIC FLOW HOURLY DISTRIBUTION

Automatski brojač broj - Automatic counter number
 Lokalizet - Location / Stacionaža - Mileage [km+m]
 Broj puta - Road number / Dionica - Section

000040
 Handići / 3+884,00
 M 20 / Foča 1 - granica / border RS (Ustikolina)

PGDS - AADT	1838 voz/dan - veh/day							
Čas - Hour	Maksimalni vršni sat - Maximum peak hour	10	20	30	40	50	100	200
Sat u danu - Hour of day	12	10	13	11	13	14	14	14
Sat u godini - Hour in year	5340	5314	5461	5291	5701	5366	5150	5702
Dan - Day of week	nedelja - Sunday	subota - Saturday	petak - Friday	petak - Friday	ponedeljak - Monday	ponedeljak - Monday	subota - Saturday	ponedeljak - Monday
Datum - Date	11	10	16	9	26	12	3	26
Mjesec - Month	avgust - August	avgust - August	avgust - August	avgust - August	avgust - August	avgust - August	avgust - August	avgust - August
Vrijednost - Value	271	248	238	232	228	225	211	197
% - percent	14.74	13.49	12.95	12.62	12.40	12.24	11.48	10.72



BROJANJE VOZILA NA MREŽI PUTEVA U REPUBLICI SRPSKOJ – 2013. GODINA
VEHICLE COUNTING ON THE ROAD NETWORK OF THE REPUBLIC OF SRPSKA – YEAR 2013

MJESEČNI BROJ VOZILA
MONTHLY NUMBER OF VEHICLES

Automatski brojač broj - Automatic counter number
 Lokalitet - Location / Stacionaža - Mileage [km+m]
 Broj puta - Road number / Dionica - Section

000041
 Dobro Polje / 3+077,00
 M 18 / Dobro Polje - Miljevina

	Mjesec - Month											
	Januar- January	Februar- February	Mart- March	April- April	Maj- May	Jun- June	Juli- July	August- August	Septembar- September	Oktoibar- October	Novembar- November	Decembar- December
1	508	887	1150	750	2290	1392	1798	2006	2885	1665	1427	666
2	797	851	889	821	1962	1649	1514	2306	1725	1641	1526	769
3	740	598	1172	958	1448	1155	1554	2488	1513	1348	1628	761
4	859	531	872	1119	1507	1003	1689	2713	1596	1970	1173	914
5	792	568	824	1117	1786	1286	2065	2136	1625	2289	1042	921
6	511	813	872	1159	1346	1210	2069	1881	2073	2692	1119	1045
7	431	713	973	1237	1185	1415	2763	2106	2494	1595	1258	828
8	752	842	969	873	1280	1590	1717	2234	2882	1488	1508	875
9	876	594	1209	880	1127	1785	1398	2937	1671	1631	1598	809
10	758	442	1105	960	1360	1159	1765	3496	1485	1681	1683	818
11	871	591	812	1108	1614	1180	1614	3926	1556	1692	1067	992
12	892	608	819	1329	1621	1221	1983	2788	1477	1657	945	1104
13	747	596	871	1431	1063	1281	2184	2349	1990	2060	1033	1073
14	643	655	819	1561	1207	1686	2322	2360	2508	1394	1096	960
15	672	859	671	978	1342	2053	1740	2094	3062	1281	1331	904
16	662	729	673	964	1163	2197	1658	2975	1706	1494	1316	888
17	660	771	680	1259	1469	1445	1602	3545	1540	1667	1429	851
18	545	667	751	1086	1638	1328	1675	3789	1688	1754	1146	982
19	621	634	803	1426	1886	1580	1956	2644	1766	1928	1057	1006
20	783	729	901	1539	1098	1551	2293	2286	2314	2124	1215	1002
21	834	666	954	1661	1146	1913	2487	2256	2729	1389	1275	965
22	687	743	1039	969	1198	2100	1815	2146	3299	1297	1358	924
23	526	797	1188	969	1090	2309	1674	2583	1646	1478	1256	888
24	498	590	1285	1060	1391	1619	1798	2933	1520	1475	1335	883
25	695	711	821	1195	1397	1405	1842	3331	1598	1672	1072	971
26	619	808	611	1402	1352	1511	2148	2123	1889	1748	658	648
27	520	785	876	1720	1178	1538	2539	1879	2229	1958	545	1108
28	584	857	835	1463	1085	2020	2670	1780	2362	1232	763	1093
29	630		1112	1183	1241	2148	1877	1725	3034	1166	1039	1000
30	724		1319	1891	1118	2387	1726	2218	1745	1230	897	1091
31	743		1074		1538		1810	2570		1306		929
Ukupno- Total	21180	19635	28949	36068	43126	48116	59745	78603	61607	51002	35795	28668
Prosje- Average	683	1785	934	1202	1391	1604	1927	2536	2054	1645	1193	925
Godišnji prosjek (PGDS) - Annual average (AADT)												1404

BROJANJE VOZILA NA MREŽI PUTEVA U REPUBLICI SRPSKOJ – 2013. GODINA
VEHICLE COUNTING ON THE ROAD NETWORK OF THE REPUBLIC OF SRPSKA – YEAR 2013

STRUKTURA SAOBRAĆAJNOG TOKA
TRAFFIC FLOW COMPOSITION

Automatski brojač broj - Automatic counter number
 Lokalizet - Location / Stacionaža - Mileage [km+m]
 Broj puta - Road number / Dionica - Section

000041
 Dobro Polje / 3+077,00
 M 18 / Dobro Polje - Miljevina

Mjesec - Month	Smjer - Direction	Dužina vozila - Vehicle length								Ukupno - Total
		< 5,5 m	(%)	5,5 - 12 m	(%)	12 - 16,5 m	(%)	< 16,5 m	(%)	
Januar - January	I	9128	85.2	1350	12.6	235	2.2	6	0.1	10719
	II	9038	86.4	1196	11.4	223	2.1	4	0.0	10461
	ukupno - total	18166	85.8	2546	12.0	458	2.2	10	0.0	21180
Februar - February	I	8214	82.8	1432	14.4	258	2.6	16	0.2	9920
	II	8133	83.7	1323	13.6	254	2.6	5	0.1	9715
	ukupno - total	16347	83.3	2755	14.0	512	2.6	21	0.1	19635
Mart - March	I	12517	85.5	1746	11.9	371	2.5	7	0.0	14641
	II	12425	86.8	1510	10.6	367	2.6	6	0.0	14308
	ukupno - total	24942	86.2	3256	11.2	738	2.5	13	0.0	28949
April - April	I	16226	86.9	1864	10.0	566	3.0	14	0.1	18670
	II	15268	87.8	1557	8.9	566	3.3	7	0.0	17398
	ukupno - total	31494	87.3	3421	9.5	1132	3.1	21	0.1	36068
Maj - May	I	18931	87.9	2013	9.3	579	2.7	10	0.0	21533
	II	19176	88.8	1822	8.4	592	2.7	3	0.0	21593
	ukupno - total	38107	88.4	3835	8.9	1171	2.7	13	0.0	43126
Juni - June	I	21861	88.4	2340	9.5	518	2.1	6	0.0	24725
	II	20782	88.8	2034	8.7	572	2.4	3	0.0	23391
	ukupno - total	42643	88.6	4374	9.1	1090	2.3	9	0.0	48116
Juli - July	I	28082	90.5	2435	7.8	500	1.6	8	0.0	31025
	II	25998	90.5	2123	7.4	597	2.1	2	0.0	28720
	ukupno - total	54080	90.5	4558	7.6	1097	1.8	10	0.0	59745
Avgust - August	I	36181	92.0	2474	6.3	653	1.7	13	0.0	39321
	II	36413	92.7	2183	5.6	681	1.7	5	0.0	39282
	ukupno - total	72594	92.4	4657	5.9	1334	1.7	18	0.0	78603
Septembar - September	I	26337	86.8	2971	9.8	1001	3.3	20	0.1	30329
	II	27513	88.0	2686	8.6	1069	3.4	10	0.0	31278
	ukupno - total	53850	87.4	5657	9.2	2070	3.4	30	0.0	61607
Oktobar - October	I	21307	83.6	3013	11.8	1158	4.5	19	0.1	25497
	II	21575	84.6	2682	10.5	1242	4.9	6	0.0	25505
	ukupno - total	42882	84.1	5695	11.2	2400	4.7	25	0.0	51002
Novembar - November	I	15294	85.3	2034	11.3	590	3.3	12	0.1	17930
	II	15385	86.1	1881	10.5	595	3.3	4	0.0	17865
	ukupno - total	30679	85.7	3915	10.9	1185	3.3	16	0.0	35795
Decembar - December	I	12085	84.4	1856	13.0	375	2.6	11	0.1	14327
	II	12184	85.0	1744	12.2	410	2.9	3	0.0	14341
	ukupno - total	24269	84.7	3600	12.6	785	2.7	14	0.0	28668
Ukupno (godišnje) - Total (annual)	I	226163	87.4	25528	9.9	6804	2.6	142	0.1	258637
	II	223890	88.2	22741	9.0	7168	2.8	58	0.0	253857
	ukupno - total	450053	87.8	48269	9.4	13972	2.7	200	0.0	512494
Prosjeak (PGDS) - Average (AADT)	I	620	87.4	70	9.9	19	2.6	0	0.1	709
	II	613	88.2	62	9.0	20	2.8	0	0.0	695
	ukupno - total	1233	87.8	132	9.4	38	2.7	1	0.0	1404

BRONANJE VOZILA NA MREŽI PUTEVA U REPUBLICI SRPSKOJ – 2013. GODINA
VEHICLE COUNTING ON THE ROAD NETWORK OF THE REPUBLIC OF SRPSKA – YEAR 2013

SAOBRAĆAJNI POKAZATELJI

Automatski brojač broj
 Lokalizet / Stacionaža [km+m]
 Broj puta / Dionica

000041
 Dobro Polje / 3+077,00
 M 18 / Dobro Polje - Miljevina

Mjesec	Smjer	minimalni čas		maksimalni čas		minimalni dan		maksimalni dan		dnevni prosjek (05-21 h)	noćni prosjek (21-05 h)	prosjek radnim danom	prosjek vikendom	ljetni prosjek	
		datum/dan	čas	voz/h	voz/dan	datum/dan	voz/dan	voz/dan	voz/dan						
Januar	I	1/utorak	0	0	9/srijeda	12	52	7/ponedjeljak	207	493	19	207	139		
	II	1/utorak	4	0	13/nedjelja	15	66	7/ponedjeljak	224	463	21	194	143		
	I+II	2/srijeda	0	0	13/nedjelja	15	93	7/ponedjeljak	431	892	39	401	282		
Februar	I	3/nedjelja	4	0	26/utorak	14	55	10/nedjelja	213	493	22	259	96		
	II	1/petak	1	0	3/nedjelja	14	60	10/nedjelja	229	428	21	251	96		
	I+II	3/nedjelja	5	0	26/utorak	14	93	10/nedjelja	442	887	43	509	192		
Mart	I	1/petak	1	0	1/petak	10	89	26/utorak	290	738	27	306	166		
	II	1/petak	2	0	24/nedjelja	17	137	15/petak	317	726	30	286	176		
	I+II	1/petak	2	0	24/nedjelja	17	172	26/utorak	611	1319	56	592	342		
April	I	1/ponedjeljak	3	0	30/utorak	18	175	1/ponedjeljak	360	1268	39	431	191		
	II	1/ponedjeljak	1	0	21/nedjelja	18	154	1/ponedjeljak	390	1025	46	379	201		
	I+II	1/ponedjeljak	1	1	30/utorak	18	231	1/ponedjeljak	750	1891	85	810	392		
Maj	I	9/četvrtak	3	0	1/srijeda	9	250	20/ponedjeljak	491	1413	64	340	357		
	II	1/srijeda	2	0	1/srijeda	19	165	28/utorak	523	1224	64	340	357		
	I+II	6/ponedjeljak	3	1	1/srijeda	9	272	13/ponedjeljak	1063	2290	113	715	677		
Juni	I	3/ponedjeljak	2	0	15/subota	10	138	4/utorak	493	1197	75	503	321	824	
	II	7/petak	0	0	16/nedjelja	19	214	4/utorak	510	1355	93	447	333	780	
	I+II	4/utorak	3	2	16/nedjelja	19	259	4/utorak	1003	2387	168	950	654	1604	
Juli	I	30/utorak	2	2	27/subota	9	119	9/utorak	701	1411	885	116	692	308	1001
	II	6/subota	2	1	7/nedjelja	19	224	2/utorak	695	1705	118	611	315	926	
	I+II	2/utorak	2	8	7/nedjelja	18	292	9/utorak	1398	2763	1693	234	1304	623	1927
Avgust	I	30/petak	0	1	10/subota	5	174	27/utorak	790	2093	191	819	449	1268	
	II	28/srijeda	2	2	25/nedjelja	17	286	29/četvrtak	888	2235	180	787	480	1267	
	I+II	29/četvrtak	1	6	25/nedjelja	17	340	29/četvrtak	1725	3926	2165	370	1607	929	2536
Septembar	I	26/četvrtak	4	0	21/subota	8	188	10/utorak	715	1601	949	62	623	388	1011
	II	14/subota	3	0	29/nedjelja	18	361	3/utorak	726	2122	959	83	589	454	1043
	I+II	13/petak	3	2	15/nedjelja	18	410	12/četvrtak	1477	3299	1909	145	1212	842	2054
Oktobar	I	7/ponedjeljak	2	0	5/subota	8	141	28/ponedjeljak	582	1284	73	50	570	252	
	II	3/četvrtak	4	0	6/nedjelja	18	327	29/utorak	561	1631	768	55	544	279	
	I+II	11/petak	3	0	6/nedjelja	18	363	29/utorak	1166	2692	1541	105	1114	531	
Novembar	I	3/nedjelja	0	0	2/subota	9	90	27/srijeda	284	892	563	35	368	230	
	II	4/ponedjeljak	1	0	3/nedjelja	16	162	27/srijeda	261	997	556	40	360	235	
	I+II	8/petak	1	0	10/nedjelja	15	207	27/srijeda	545	1683	1119	75	728	465	
Decembar	I	2/ponedjeljak	1	0	12/četvrtak	11	83	1/nedjelja	306	581	437	25	333	129	
	II	1/nedjelja	4	0	12/četvrtak	13	85	26/četvrtak	324	587	433	30	327	136	
	I+II	8/nedjelja	1	0	29/nedjelja	16	120	26/četvrtak	648	1108	870	55	660	265	
Godina	I	1.1/utorak	0	0	1.5/srijeda	9	250	7.1/ponedjeljak	207	2093	649	59	670	793	
	II	1.1/utorak	4	0	29.9/nedjelja	18	361	7.1/ponedjeljak	224	2235	630	62	851	1006	
	I+II	2.1/srijeda	0	0	15.9/nedjelja	18	410	7.1/ponedjeljak	431	3926	1279	125	1294	1644	

BROJANJE VOZILA NA MREŽI PUTEVA U REPUBLICI SRPSKOJ – 2013. GODINA
VEHICLE COUNTING ON THE ROAD NETWORK OF THE REPUBLIC OF SRPSKA – YEAR 2013

TRAFFIC PARAMETERS

Automatic counter number
 Location / Mileage [km+m]
 Road number / Section

000041

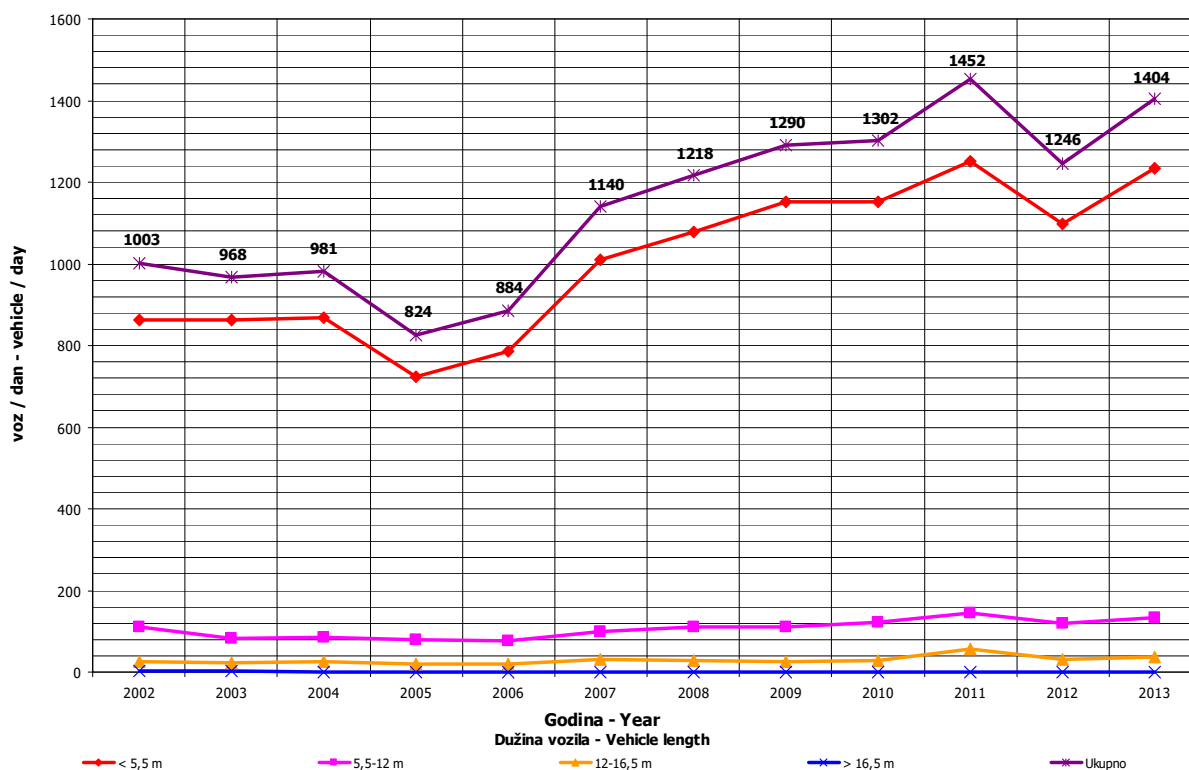
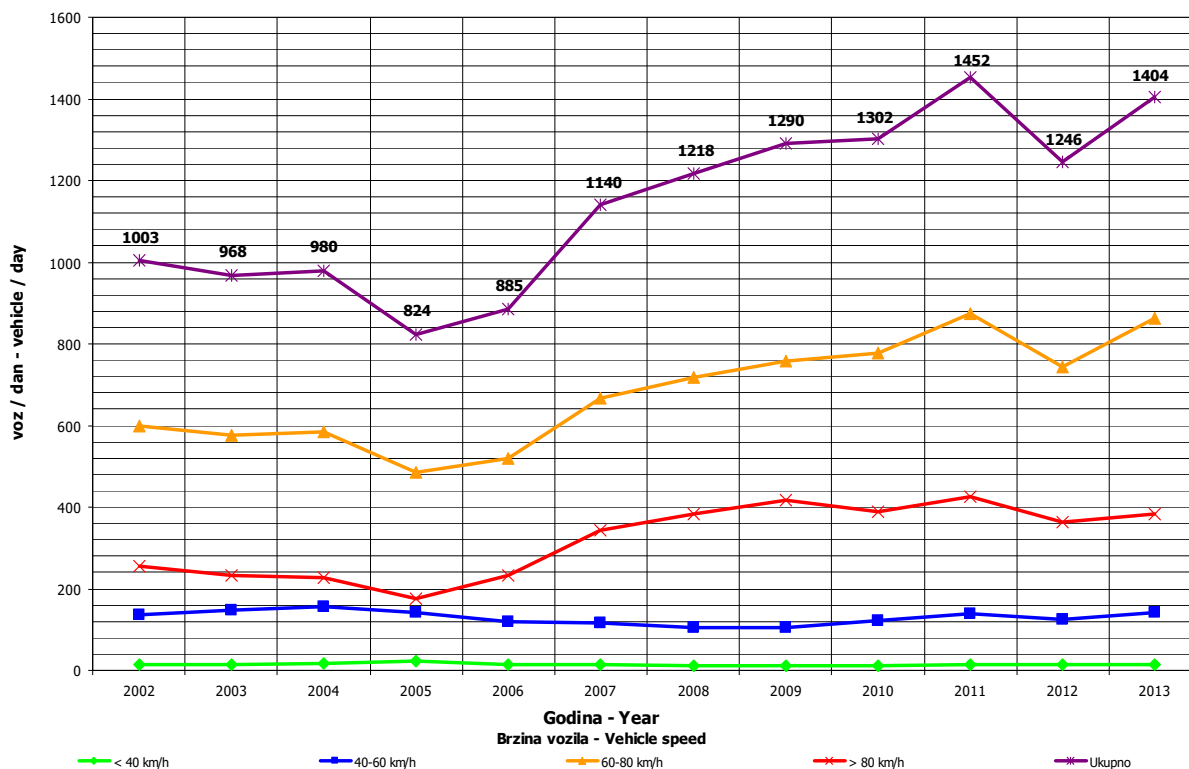
Dobro Polje / 3+077,00
 M 18 / Dobro Polje - Miljevina

Month	Direction	minimum hour		maximum hour		veh/h	veh/day	minimum day		maximum day		day time average (5-21 h)	night average (21-05 h)	working day average	weekend average	summer average
		date/day	hour	date/day	hour			date/day	date/day	veh/day	veh/day					
January	I	1/Tuesday	0	9/Wednesday	12	0	207	7/Monday	11/Friday	493	327	19	207	139		
	II	1/Tuesday	4	13/Sunday	15	0	224	7/Monday	2/Wednesday	463	317	21	194	143		
	I+II	2/Wednesday	0	13/Sunday	15	0	431	7/Monday	12/Saturday	892	644	39	401	282		
February	I	3/Sunday	4	26/Tuesday	14	0	213	10/Sunday	1/Friday	493	332	22	259	96		
	II	1/Friday	1	3/Sunday	14	0	229	10/Sunday	8/Friday	428	326	21	251	96		
	I+II	3/Sunday	5	26/Tuesday	14	0	442	10/Sunday	1/Friday	887	659	43	509	192		
March	I	1/Friday	1	1/Friday	10	0	290	26/Tuesday	30/Saturday	738	445	27	306	166		
	II	1/Friday	2	24/Sunday	17	0	317	15/Friday	3/Sunday	726	432	30	286	176		
	I+II	1/Friday	3	24/Sunday	17	0	611	26/Tuesday	30/Saturday	1319	877	56	592	342		
April	I	1/Monday	3	30/Tuesday	18	0	360	1/Monday	30/Tuesday	1268	584	39	431	191		
	II	1/Monday	1	21/Sunday	18	0	390	1/Monday	1/Monday	1025	534	46	379	201		
	I+II	1/Monday	1	30/Tuesday	18	1	750	1/Monday	30/Tuesday	1891	1118	85	810	392		
May	I	9/Thursday	3	1/Wednesday	9	0	491	20/Monday	1/Wednesday	1413	646	49	375	320		
	II	1/Wednesday	2	1/Wednesday	19	0	523	28/Tuesday	2/Thursday	1224	632	64	340	357		
	I+II	6/Monday	3	1/Wednesday	9	1	1063	13/Monday	1/Wednesday	2290	1278	113	715	677		
June	I	3/Monday	2	15/Saturday	10	0	493	4/Tuesday	22/Saturday	1197	749	75	503	321	824	
	II	7/Friday	0	16/Sunday	19	0	510	4/Tuesday	30/Sunday	1355	686	93	447	333	780	
	I+II	4/Tuesday	3	16/Sunday	19	2	1003	4/Tuesday	30/Sunday	2387	1435	168	950	654	1604	
July	I	30/Tuesday	2	27/Saturday	9	2	701	9/Tuesday	27/Saturday	1411	885	116	692	308	1001	
	II	6/Saturday	2	7/Sunday	19	1	695	2/Tuesday	7/Sunday	1705	808	118	611	315	926	
	I+II	2/Tuesday	2	7/Sunday	18	8	1398	9/Tuesday	7/Sunday	2763	1693	234	1304	623	1927	
August	I	30/Friday	0	10/Saturday	5	1	790	27/Tuesday	10/Saturday	2093	1078	191	819	449	1268	
	II	28/Wednesday	2	25/Sunday	17	2	888	29/Thursday	18/Sunday	2235	1088	180	787	480	1267	
	I+II	29/Thursday	1	25/Sunday	17	6	1725	29/Thursday	11/Sunday	3926	2165	370	1607	929	2536	
September	I	26/Thursday	4	21/Saturday	8	0	715	10/Tuesday	21/Saturday	1601	949	62	623	388	1011	
	II	14/Saturday	3	29/Sunday	18	0	726	3/Tuesday	22/Sunday	2122	959	83	589	454	1043	
	I+II	13/Friday	3	15/Sunday	18	2	1477	12/Thursday	22/Sunday	3299	1909	145	1212	842	2054	
October	I	7/Monday	2	5/Saturday	8	0	582	28/Monday	5/Saturday	1284	773	50	570	252		
	II	3/Thursday	4	6/Sunday	18	0	561	29/Tuesday	6/Sunday	1631	768	55	544	279		
	I+II	11/Friday	3	6/Sunday	18	0	1166	29/Tuesday	6/Sunday	2692	1541	105	1114	531		
November	I	3/Sunday	0	2/Saturday	9	0	284	27/Wednesday	9/Saturday	892	563	35	368	230		
	II	4/Monday	1	3/Sunday	16	0	162	27/Wednesday	10/Sunday	997	556	40	360	235		
	I+II	8/Friday	1	10/Sunday	15	0	207	27/Wednesday	10/Sunday	1683	1119	75	728	465		
December	I	2/Monday	1	12/Thursday	11	0	83	1/Sunday	13/Friday	581	437	25	333	129		
	II	1/Sunday	4	12/Thursday	13	0	85	26/Thursday	30/Monday	587	433	30	327	136		
	I+II	8/Sunday	1	29/Thursday	16	0	120	26/Thursday	27/Friday	1108	870	55	660	265		
Year	I	1.1/Tuesday	0	1.5/Wednesday	9	0	250	7.1/Monday	10.8/Saturday	2093	649	59	670	793	1028	
	II	1.1/Tuesday	4	29.9/Sunday	18	0	361	7.1/Monday	18.8/Sunday	2235	630	65	624	851	1006	
	I+II	2.1/Wednesday	0	15.9/Sunday	18	0	410	7.1/Monday	11.8/Sunday	3926	1279	125	1294	1644	2033	

GODIŠNJA NERAVNOMJERNOST SAOBRAĆAJNOG TOKA TRAFFIC FLOW ANNUAL VARIATION

Automatski brojač broj - Automatic counter number
 Lokalizet - Location / Stacionaža - Mileage [km+m]
 Broj puta - Road number / Dionica - Section

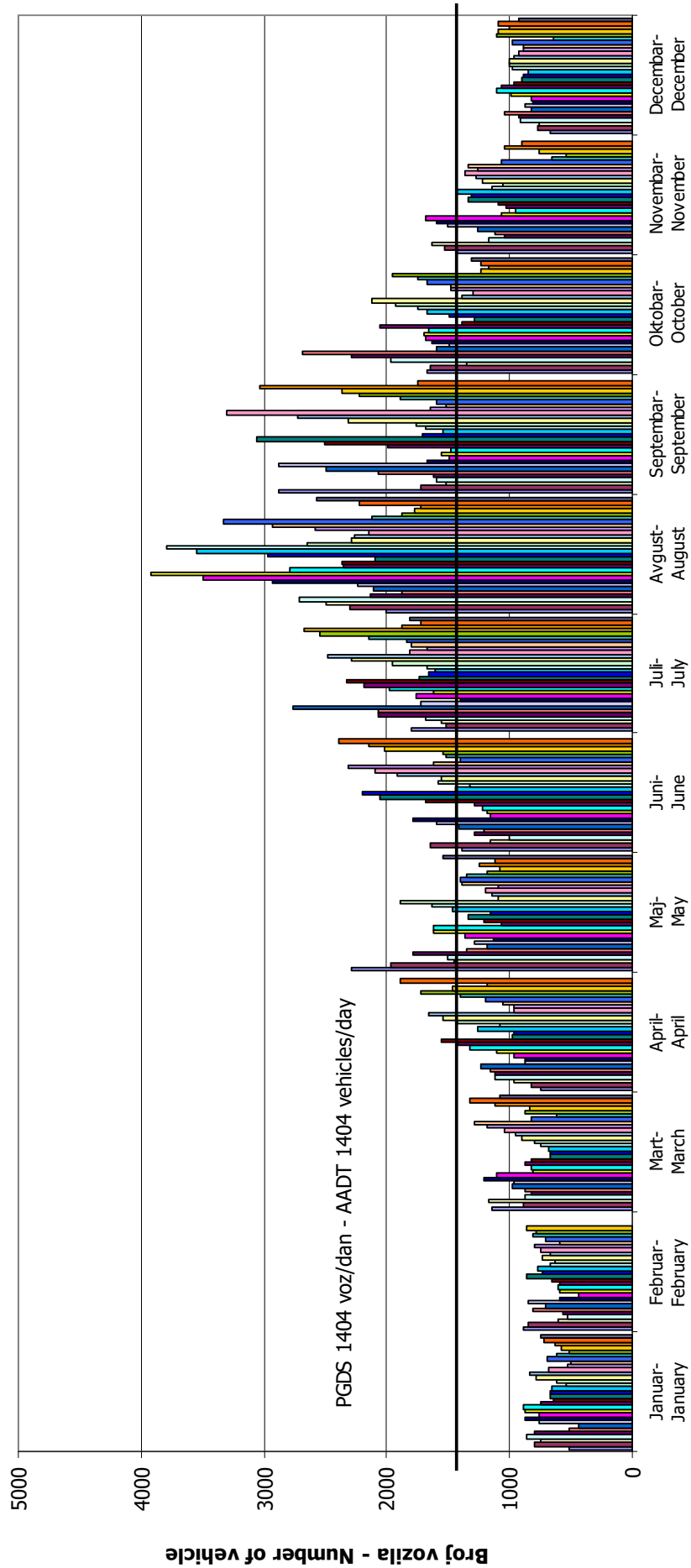
000041
 Dobro Polje / 3+077,00
 M 18 / Dobro Polje - Miljevina



DNEVNA NERAVNOMJERNOST SAOBRAĆAJNOG TOKA
TRAFFIC FLOW DAILY VARIATION

Automatski brojač broj - Automatic counter number
 Lokalityet - Location / Stacionaža - Mileage [km+tm]
 Broj puta - Road number/ Dionica - Section

000041
 Dobro Polje / 3+077,00
 M 18 / Dobro Polje - Mijevina



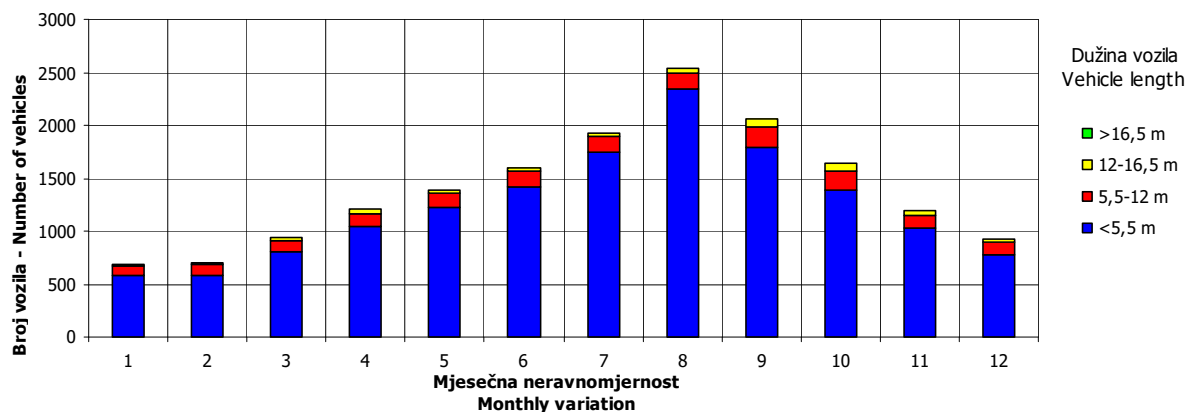
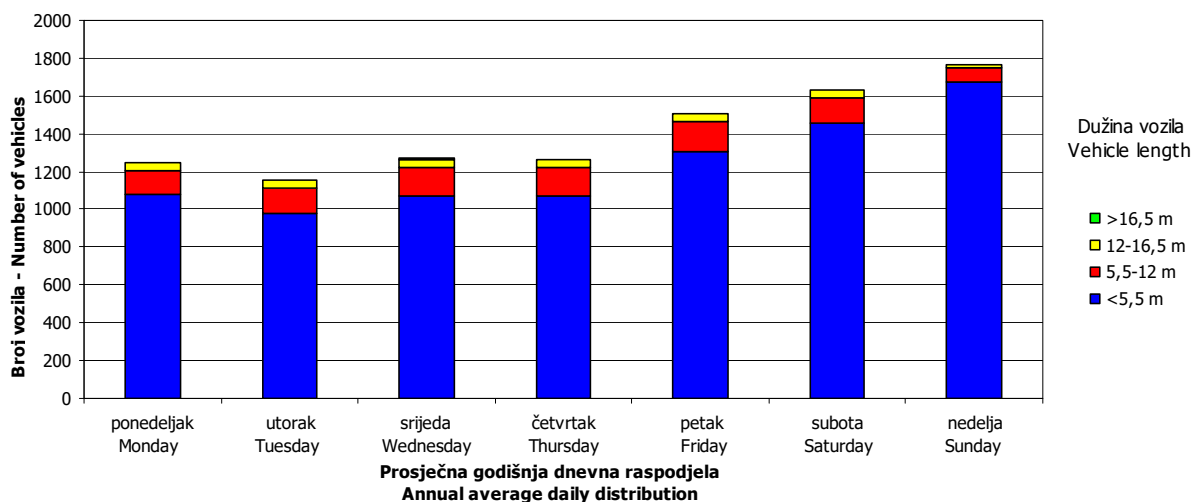
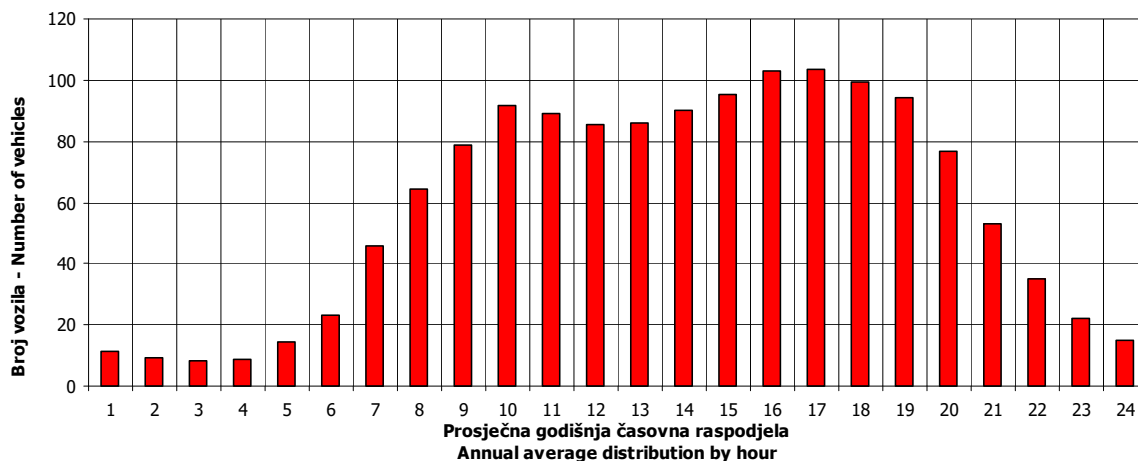
Dani / Mjeseci - Days / Months

VREMENSKA RASPODJELA SAOBRAĆAJNOG TOKA TRAFFIC FLOW TIME DISTRIBUTION

Automatski brojač broj - Automatic counter number 000041
 Lokalizet - Location / Stacionaža - Mileage [km+m] Dobro Polje / 3+077,00
 Broj puta - Road number / Dionica - Section

000041
 Dobro Polje / 3+077,00
 M 18 / Dobro Polje - Miljevina

PGDS 1404 voz/dan AADT 1404 veh/day

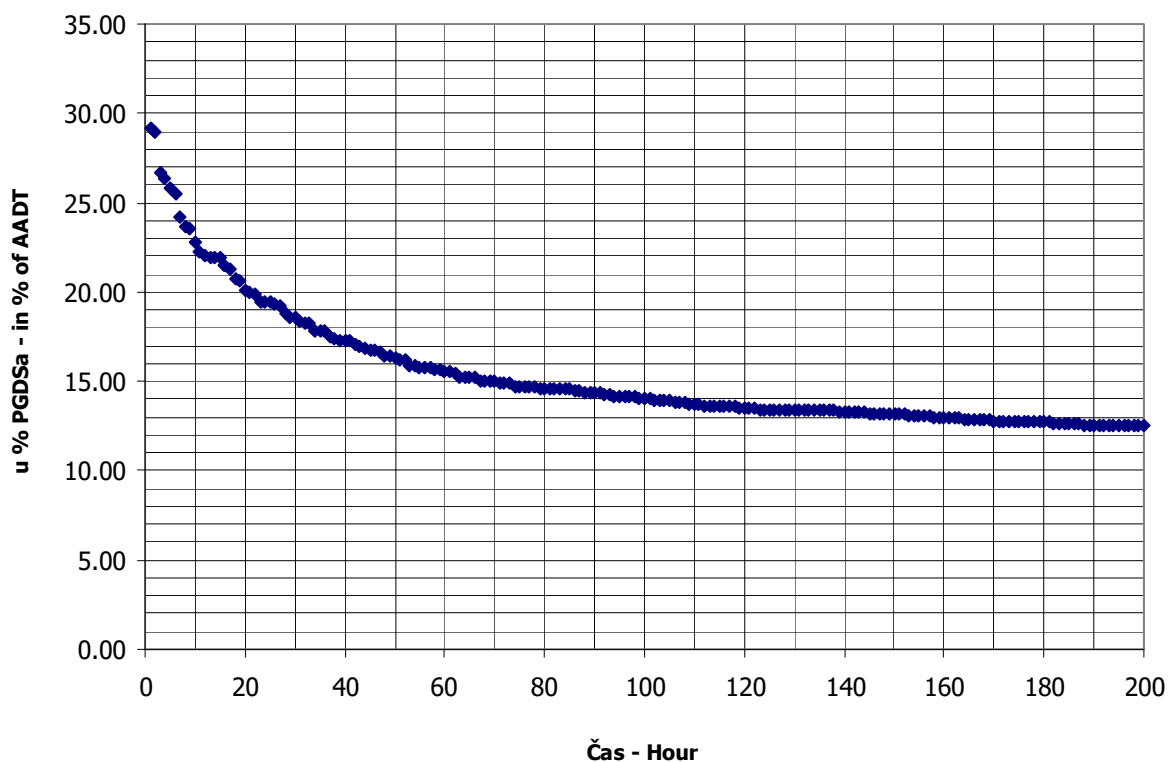


SATNA DISTRIBUCIJA SAOBRAĆAJNOG TOKA TRAFFIC FLOW HOURLY DISTRIBUTION

Automatski brojač broj - Automatic counter number
 Lokalitet - Location / Stacionaža - Mileage [km+m]
 Broj puta - Road number / Dionica - Section

000041
 Dobro Polje / 3+077,00
 M 18 / Dobro Polje - Miljevina

PGDS - AADT	1452 voz/dan - veh/day							
Čas - Hour	Maksimalni vršni sat - Maximum peak hour	10	20	30	40	50	100	200
Sat u danu - Hour of day	18	18	19	19	17	8	18	17
Sat u godini - Hour in year	6186	5514	5683	4003	6857	2888	6138	4337
Dan - Day of week	nedjelja - Sunday	nedjelja - Sunday	nedjelja - Sunday	nedjelja - Sunday	nedjelja - Sunday	srijeda - Wednesday	petak - Friday	nedjelja - Sunday
Datum - Date	15	18	25	16	13	1	13	30
Mjesec - Month	septembar - September	avgust - August	avgust - August	juni - June	oktobar - October	maj - May	septembar - September	juni - June
Vrijednost - Value	410	313	282	259	243	228	197	175
% - percent	29.20	22.29	20.09	18.45	17.31	16.24	14.03	12.46



BROJANJE VOZILA NA MREŽI PUTEVA U REPUBLICI SRPSKOJ – 2013. GODINA
VEHICLE COUNTING ON THE ROAD NETWORK OF THE REPUBLIC OF SRPSKA – YEAR 2013

MJESEČNI BROJ VOZILA
MONTHLY NUMBER OF VEHICLES

Automatski brojač broj - Automatic counter number
 Lokalitet - Location / Stacionaža - Mileage [km+m]
 Broj puta - Road number / Dionica - Section

000042
 Kopilovo / 1+036,00
 M 18 / Brod na Drini 3 - granica / border RS
 (Šćepan Polje)

	Mjesec - Month											
	Januar- January	Februar- February	Mart- March	April- April	Maj- May	Jun- June	Juli- July	August- August	Septembar- September	Oktober- October	Novembar- November	Decembar- December
1	306	336	423	352	1492	882	970	1397	1522	625	593	554
2	517	375	431	348	1196	861	842	1567	957	693	596	431
3	383	262	464	405	995	553	900	2005	924	624	668	397
4	393	268	316	592	972	528	969	1998	860	807	531	456
5	550	248	361	480	1035	550	1155	1576	899	711	585	415
6	421	283	413	529	797	669	1503	1419	1070	804	576	471
7	231	291	350	457	753	814	1558	1422	1225	597	466	555
8	406	290	456	377	702	965	960	1347	1353	594	808	479
9	380	281	553	400	670	1088	777	1969	900	623	732	403
10	361	219	451	461	725	626	902	2683	701	645	546	378
11	302	204	391	485	876	645	995	2412	724	658	657	384
12	393	207	317	614	894	654	1077	1975	787	562	616	346
13	315	208	397	668	510	638	1482	1460	959	648	654	409
14	223	249	286	608	552	1061	1470	1635	1032	528	641	428
15	208	258	253	496	547	1225	1059	1428	1034	501	740	464
16	243	355	287	494	723	1270	1031	2135	740	608	722	391
17	219	344	310	513	785	858	1053	2699	670	766	640	355
18	207	241	318	531	868	817	1121	2605	754	671	599	424
19	257	264	314	637	921	800	1475	1778	820	645	593	404
20	269	292	394	654	661	919	1751	1466	975	654	602	416
21	278	263	330	605	643	1232	1710	1428	918	478	497	437
22	345	253	462	511	588	1462	1247	1324	937	592	625	452
23	224	283	534	509	497	1283	1194	1641	701	556	532	279
24	221	255	534	561	785	913	1236	2027	590	558	585	300
25	225	275	410	577	787	839	1377	1921	639	523	458	296
26	310	239	297	734	755	871	1534	1058	651	552	460	291
27	315	274	364	797	640	900	1884	1021	800	578	420	316
28	212	362	404	770	605	1088	1729	948	899	493	433	306
29	231		439	733	633	1426	1366	1012	874	487	513	419
30	286		601	1160	657	1347	1172	1304	665	553	491	402
31	289		402		785		1352	1496		492		478
Ukupno- Total	9520	7679	12262	17058	24049	27784	38851	52156	26580	18826	17579	12536
Prosjek- Average	307	698	396	569	776	926	1253	1682	886	607	586	404
Godišnji prosjek (PGDS) - Annual average (AADT)												726

BROJANJE VOZILA NA MREŽI PUTEVA U REPUBLICI SRPSKOJ – 2013. GODINA
VEHICLE COUNTING ON THE ROAD NETWORK OF THE REPUBLIC OF SRPSKA – YEAR 2013

STRUKTURA SAOBRAĆAJNOG TOKA
TRAFFIC FLOW COMPOSITION

Automatski brojač broj - Automatic counter number 000042
 Lokalitet - Location / Stacionaža - Mileage [km+m] Kopilovo / 1+036,00
 Broj puta - Road number / Dionica - Section M 18 / Brod na Drini 3 - granica / border RS
 (Šćepan Polje)

Mjesec- Month	Smjer- Direction	Dužina vozila - Vehicle length								Ukupno- Total
		< 5,5 m	(%)	5,5 - 12 m	(%)	12 - 16,5 m	(%)	< 16,5 m	(%)	
Januar - January	I	4700	95.2	233	4.7	2	0.0	0	0.0	4935
	II	4344	94.7	238	5.2	3	0.1	0	0.0	4585
	ukupno - total	9044	95.0	471	4.9	5	0.1	0	0.0	9520
Februar - February	I	3756	95.1	193	4.9	1	0.0	1	0.0	3951
	II	3509	94.1	217	5.8	2	0.1	0	0.0	3728
	ukupno - total	7265	94.6	410	5.3	3	0.0	1	0.0	7679
Mart - March	I	6018	95.7	269	4.3	4	0.1	0	0.0	6291
	II	5641	94.5	323	5.4	7	0.1	0	0.0	5971
	ukupno - total	11659	95.1	592	4.8	11	0.1	0	0.0	12262
April - April	I	8611	96.1	342	3.8	5	0.1	0	0.0	8958
	II	7696	95.0	396	4.9	7	0.1	1	0.0	8100
	ukupno - total	16307	95.6	738	4.3	12	0.1	1	0.0	17058
Maj - May	I	11670	96.6	411	3.4	3	0.0	0	0.0	12084
	II	11492	96.0	463	3.9	5	0.0	5	0.0	11965
	ukupno - total	23162	96.3	874	3.6	8	0.0	5	0.0	24049
Juni - June	I	14070	96.8	445	3.1	8	0.1	9	0.1	14532
	II	12780	96.4	459	3.5	5	0.0	8	0.1	13252
	ukupno - total	26850	96.6	904	3.3	13	0.0	17	0.1	27784
Juli - July	I	19123	96.2	603	3.0	44	0.2	111	0.6	19881
	II	18269	96.3	577	3.0	39	0.2	85	0.4	18970
	ukupno - total	37392	96.2	1180	3.0	83	0.2	196	0.5	38851
Avgust - August	I	24532	96.8	681	2.7	32	0.1	111	0.4	25356
	II	25930	96.8	706	2.6	49	0.2	115	0.4	26800
	ukupno - total	50462	96.8	1387	2.7	81	0.2	226	0.4	52156
Septembar - September	I	11770	94.3	459	3.7	65	0.5	186	1.5	12480
	II	13520	95.9	535	3.8	21	0.1	24	0.2	14100
	ukupno - total	25290	95.1	994	3.7	86	0.3	210	0.8	26580
Oktobar - October	I	8675	94.6	394	4.3	35	0.4	63	0.7	9167
	II	9167	94.9	472	4.9	17	0.2	3	0.0	9659
	ukupno - total	17842	94.8	866	4.6	52	0.3	66	0.4	18826
Novembar - November	I	8235	93.7	550	6.3	7	0.1	1	0.0	8793
	II	8003	91.1	769	8.8	13	0.1	1	0.0	8786
	ukupno - total	16238	92.4	1319	7.5	20	0.1	2	0.0	17579
Decembar - December	I	5953	94.9	315	5.0	5	0.1	0	0.0	6273
	II	5894	94.1	359	5.7	10	0.2	0	0.0	6263
	ukupno - total	11847	94.5	674	5.4	15	0.1	0	0.0	12536
Ukupno (godišnje) - Total (annual)	I	127113	95.8	4895	3.7	211	0.2	482	0.4	132701
	II	126245	95.5	5514	4.2	178	0.1	242	0.2	132179
	ukupno - total	253358	95.7	10409	3.9	389	0.1	724	0.3	264880
Prosjeak (PGDS) - Average (AADT)	I	348	95.8	13	3.7	1	0.2	1	0.4	364
	II	346	95.5	15	4.2	0	0.1	1	0.2	362
	ukupno - total	694	95.7	29	3.9	1	0.1	2	0.3	726

BRONANJE VOZILA NA MREŽI PUTEVA U REPUBLICI SRPSKOJ – 2013. GODINA
VEHICLE COUNTING ON THE ROAD NETWORK OF THE REPUBLIC OF SRPSKA – YEAR 2013

SAOBRAĆAJNI POKAZATELJI

Automatski brojač broj Lokalityet / Stacionaža [km+m] Broj puta / Dionica
 000042
 Kopilovo / 1+036,00
 M 18 / Brod na Drini 3 - granica / border RS (Šćeapan Polje)

Mjesec	Smjer	minimalni čas		maksimalni čas		minimalni dan		maksimalni dan		dnevni prosjek (05-21 h)	noćni prosjek (21-05 h)	prosjek radnim danom	prosjek vikendom	ljetni prosjek
		datum/dan	čas	voz/h	voz/dan	datum/dan	voz/dan	datum/dan	voz/dan					
Januar	I	1/utorak	21	0	7	32	18/petak	98	5/subota	257	14	86	73	
	II	1/utorak	3	0	12	36	15/utorak	86	2/srijeda	296	15	76	72	
	I+II	2/srijeda	4	0	12	61	18/petak	207	5/subota	550	29	162	145	
Februar	I	1/petak	0	0	14	25	10/nedjelja	108	17/nedjelja	201	12	97	44	
	II	1/petak	1	0	17	26	11/ponedjeljak	93	2/subota	184	12	92	41	
	I+II	1/petak	1	0	14	41	11/ponedjeljak	204	2/subota	375	24	189	85	
Mart	I	1/petak	1	0	15	40	15/petak	126	24/nedjelja	298	18	127	76	
	II	1/petak	2	0	15	35	15/petak	127	30/subota	305	17	121	71	
	I+II	2/subota	5	0	19	67	15/petak	253	30/subota	601	35	248	147	
April	I	1/ponedjeljak	2	0	19	67	2/utorak	174	30/utorak	708	27	208	90	
	II	1/ponedjeljak	4	0	19	45	1/ponedjeljak	166	30/utorak	452	30	191	79	
	I+II	1/ponedjeljak	4	0	19	112	2/utorak	348	30/utorak	1160	57	399	170	
Maj	I	2/četvrtak	5	0	8	81	23/četvrtak	247	1/srijeda	820	42	202	187	
	II	3/petak	5	0	17	70	13/ponedjeljak	239	2/četvrtak	723	35	178	208	
	I+II	3/petak	5	0	19	118	23/četvrtak	497	1/srijeda	1492	68	380	395	
Juni	I	3/ponedjeljak	2	0	8	85	5/srijeda	261	22/subota	776	61	291	193	484
	II	3/ponedjeljak	2	0	18	81	3/ponedjeljak	248	30/nedjelja	758	61	241	200	442
	I+II	3/ponedjeljak	2	0	15	113	4/utorak	528	22/subota	1462	122	533	394	926
Juli	I	2/utorak	0	0	8	104	9/utorak	374	27/subota	982	102	437	205	641
	II	1/ponedjeljak	3	0	16	115	2/utorak	392	28/nedjelja	1017	52	394	218	612
	I+II	3/srijeda	6	0	16	162	9/utorak	777	27/subota	1884	106	831	422	1253
Avgust	I	25/nedjelja	2	0	6	141	28/srijeda	422	10/subota	1615	150	516	302	818
	II	22/četvrtak	5	0	15	207	28/srijeda	526	18/nedjelja	1501	125	527	338	865
	I+II	27/utorak	3	1	15	259	28/srijeda	948	17/subota	2699	275	1042	640	1682
Septembar	I	14/subota	3	0	9	72	24/utorak	281	1/nedjelja	661	41	276	140	416
	II	4/srijeda	4	0	19	107	25/srijeda	295	1/nedjelja	861	40	284	186	470
	I+II	21/subota	5	0	16	136	24/utorak	590	1/nedjelja	1522	79	560	326	886
Oktobar	I	1/utorak	4	0	12	71	31/četvrtak	240	4/petak	405	22	218	78	
	II	2/srijeda	4	0	17	82	21/ponedjeljak	225	6/nedjelja	492	26	223	89	
	I+II	7/ponedjeljak	2	0	14	100	21/ponedjeljak	478	4/petak	807	48	441	166	
Novembar	I	1/petak	1	0	14	43	13/srijeda	212	16/subota	384	21	192	102	
	II	1/petak	3	0	18	52	27/srijeda	208	8/petak	458	23	194	99	
	I+II	2/subota	3	0	16	79	27/srijeda	420	8/petak	808	43	386	200	
Decembar	I	1/nedjelja	2	0	14	29	23/ponedjeljak	143	1/nedjelja	277	18	137	65	
	II	2/ponedjeljak	1	0	16	39	24/utorak	127	7/subota	278	21	135	67	
	I+II	2/ponedjeljak	1	0	16	57	23/ponedjeljak	279	7/subota	555	39	272	132	
Godina	I	1.1/utorak	21	0	6	141	18.1/petak	98	10.8/subota	1615	319	44	340	592
	II	1.1/utorak	3	0	15	207	15.1/utorak	86	18.8/nedjelja	1501	318	44	325	599
	I+II	2.1/srijeda	4	0	15	259	11.2/ponedjeljak	204	17.8/subota	2699	638	665	857	1192

BROJANJE VOZILA NA MREŽI PUTEVA U REPUBLICI SRPSKOJ – 2013. GODINA
VEHICLE COUNTING ON THE ROAD NETWORK OF THE REPUBLIC OF SRPSKA – YEAR 2013

TRAFFIC PARAMETERS

Automatic counter number 000042
 Location / Mileage [km+m] Kopilovo / 1+036,00
 Road number / Section M 18 / Brod na Drini 3 - granica / border RS (Šćepan Polje)

Month	Direction	minimum hour		maximum hour		minimum day		maximum day		day time average (5-21 h)	night average (21-05 h)	working day average	weekend average	summer average
		date/day	hour	veh/h	date/day	hour	veh/h	date/day	veh/day					
January	I	1/Tuesday	21	0	2/Wednesday	7	32	18/Friday	98	145	14	86	73	
	II	1/Tuesday	3	0	5/Saturday	12	36	15/Tuesday	86	133	15	76	72	
	I+II	2/Wednesday	4	0	5/Saturday	12	61	18/Friday	207	278	29	162	145	
February	I	1/Friday	0	0	28/Thursday	14	25	10/Sunday	108	129	12	97	44	
	II	1/Friday	1	0	2/Saturday	17	26	11/Monday	93	121	12	92	41	
	I+II	1/Friday	1	0	28/Thursday	14	41	11/Monday	204	250	24	189	85	
March	I	1/Friday	1	0	24/Sunday	15	40	15/Friday	126	185	18	127	76	
	II	1/Friday	2	0	25/Monday	15	35	15/Friday	127	175	17	121	71	
	I+II	2/Saturday	5	0	24/Sunday	15	67	15/Friday	253	360	35	248	147	
April	I	1/Monday	2	0	30/Tuesday	19	67	2/Tuesday	174	271	27	208	90	
	II	1/Monday	4	0	30/Tuesday	19	45	1/Monday	166	240	30	191	79	
	I+II	1/Monday	4	0	30/Tuesday	19	112	2/Tuesday	348	511	57	399	170	
May	I	2/Thursday	5	0	1/Wednesday	8	81	23/Thursday	247	348	42	202	187	
	II	3/Friday	5	0	5/Sunday	17	70	13/Monday	239	335	51	178	208	
	I+II	3/Friday	5	0	1/Wednesday	19	118	23/Thursday	497	682	93	380	395	
June	I	3/Monday	2	0	22/Saturday	8	85	5/Wednesday	261	423	61	291	193	484
	II	3/Monday	2	0	30/Sunday	18	81	3/Monday	248	381	61	241	200	442
	I+II	3/Monday	2	0	9/Sunday	15	113	4/Tuesday	528	804	122	533	394	926
July	I	2/Tuesday	0	0	20/Saturday	8	104	9/Tuesday	374	540	102	437	205	641
	II	1/Monday	3	0	7/Sunday	16	115	2/Tuesday	392	522	90	394	218	612
	I+II	3/Wednesday	6	0	7/Sunday	16	162	9/Tuesday	777	1062	192	831	422	1253
August	I	25/Sunday	2	0	10/Saturday	6	141	28/Wednesday	422	668	150	516	302	818
	II	22/Thursday	5	0	24/Saturday	15	207	28/Wednesday	526	740	125	527	338	865
	I+II	27/Tuesday	3	1	24/Saturday	15	259	28/Wednesday	948	1408	275	1042	640	1682
September	I	14/Saturday	3	0	7/Saturday	9	72	24/Tuesday	281	375	41	276	140	416
	II	4/Wednesday	4	0	8/Sunday	19	107	25/Wednesday	295	420	50	284	186	470
	I+II	21/Saturday	5	0	1/Sunday	16	136	24/Tuesday	590	795	91	560	326	886
October	I	1/Tuesday	4	0	17/Thursday	12	71	31/Thursday	240	274	22	218	78	
	II	2/Wednesday	4	0	17/Thursday	14	82	21/Monday	225	286	26	223	89	
	I+II	7/Monday	2	0	17/Thursday	14	100	21/Monday	478	559	48	441	166	
November	I	1/Friday	1	0	13/Wednesday	14	43	27/Wednesday	212	272	21	192	102	
	II	1/Friday	3	0	22/Friday	18	52	27/Wednesday	208	270	23	194	99	
	I+II	2/Saturday	3	0	8/Friday	16	79	27/Wednesday	420	543	43	386	200	
December	I	1/Sunday	2	0	15/Sunday	14	29	23/Monday	143	184	18	137	65	
	II	2/Monday	1	0	1/Sunday	16	39	24/Tuesday	127	181	21	135	67	
	I+II	2/Monday	1	0	1/Sunday	16	57	23/Monday	279	366	39	272	132	
Year	I	1.1/Tuesday	21	0	10.8/Saturday	6	141	18.1/Friday	98	319	44	340	414	592
	II	1.1/Tuesday	3	0	24.8/Saturday	15	207	15.1/Tuesday	86	318	44	325	443	599
	I+II	2.1/Wednesday	4	0	24.8/Saturday	15	259	11.2/Monday	204	638	88	665	857	1192

GODIŠNJA NERAVNOMJERNOST SAOBRAĆAJNOG TOKA TRAFFIC FLOW ANNUAL VARIATION

Automatski brojač broj - Automatic counter number

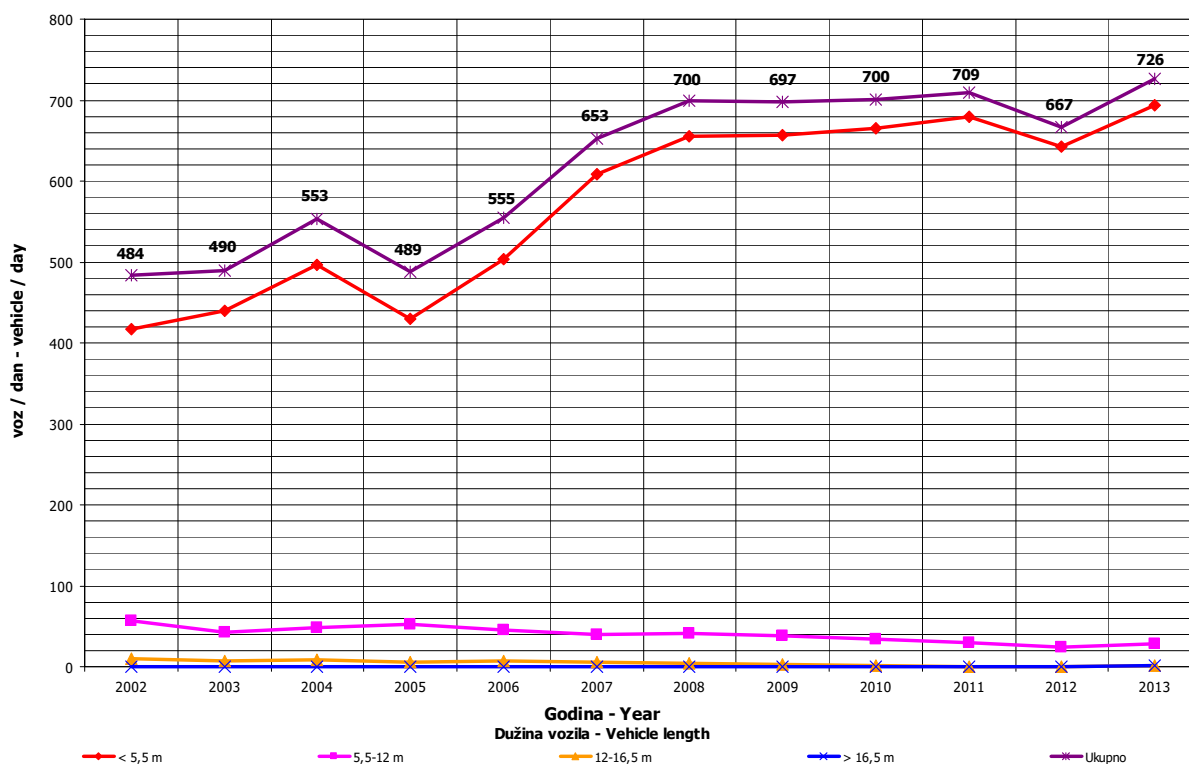
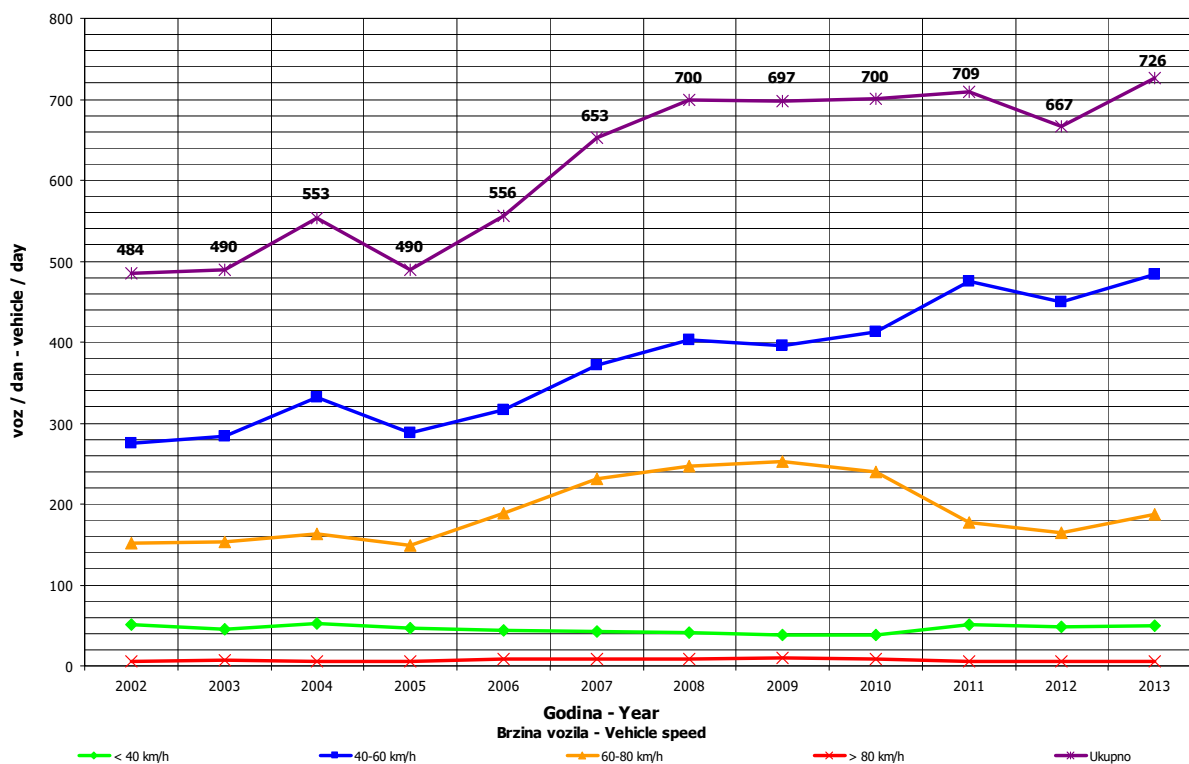
000042

Lokalitet - Location / Stacionaža - Mileage [km+m]

Kopilovo / 1+036,00

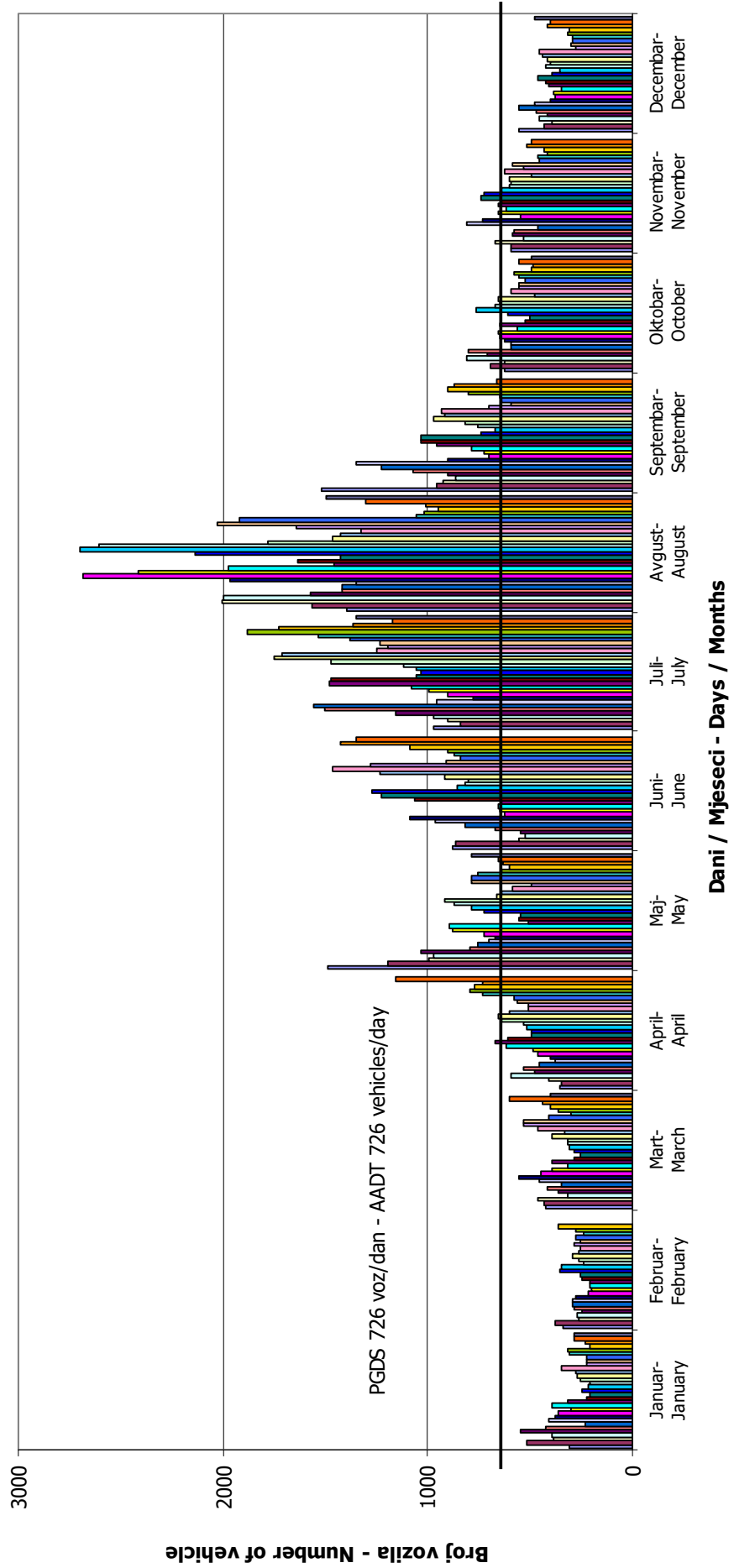
Broj puta - Road number / Dionica - Section

M 18 / Brod na Drini 3 - granica / border RS
 (Šćepan Polje)



DNEVNA NERAVNOMJERNOST SAOBRAĆAJNOG TOKA
TRAFFIC FLOW DAILY VARIATION

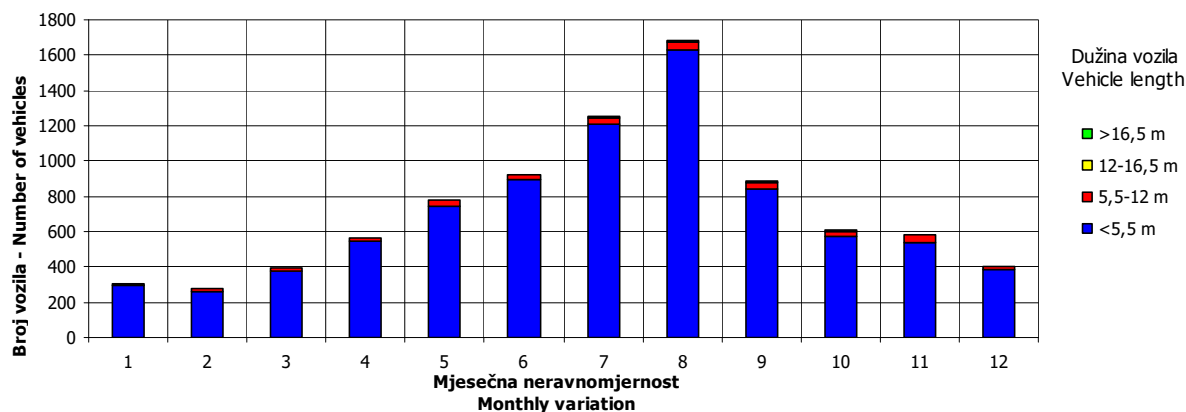
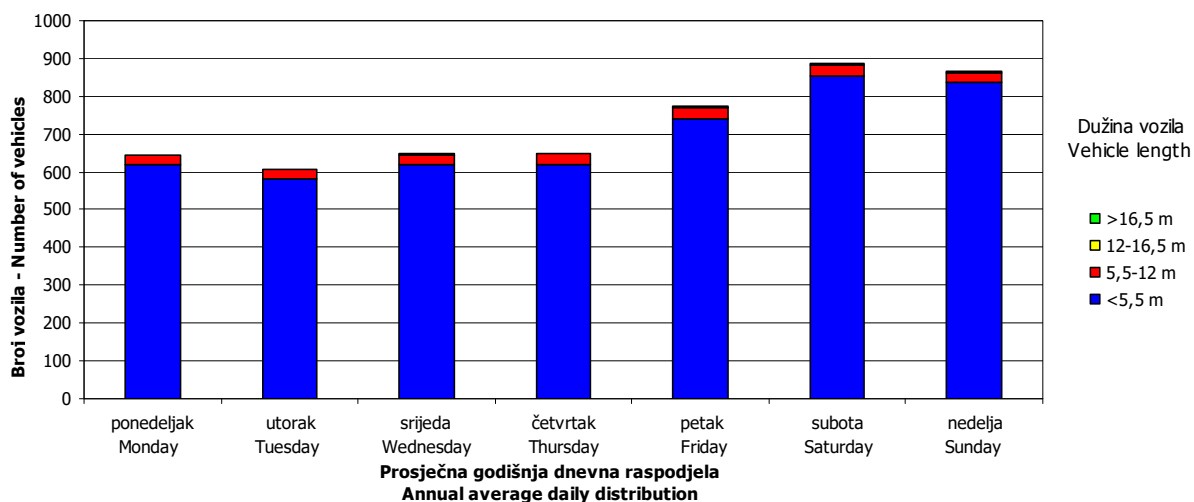
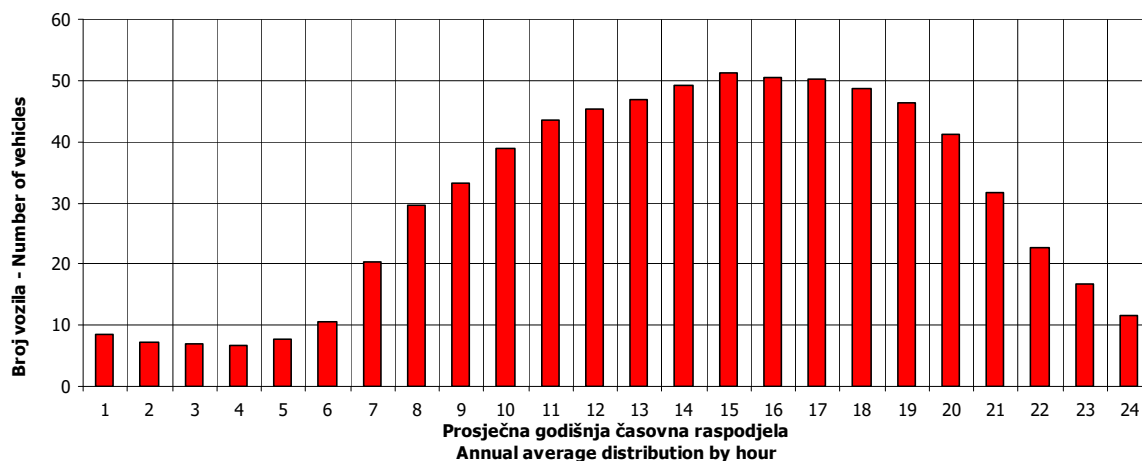
Automatski brojač broj - Automatic counter number 000042
 Lokalityet - Location / Stacionaža - Mileage [km+tm] Kopilovo / 1+036,00
 Broj puta - Road number/ Dionica - Section M 18 / Brod na Drini 3 - granica / border RS (Šćepan Polje)



VREMENSKA RASPODJELA SAOBRAĆAJNOG TOKA TRAFFIC FLOW TIME DISTRIBUTION

Automatski brojač broj - Automatic counter number 000042
 Lokalizet - Location / Stacionaža - Mileage [km+m] Kopilovo / 1+036,00
 Broj puta - Road number / Dionica - Section M 18 / Brod na Drini 3 - granica / border RS
 (Šćepan Polje)

PGDS 726 voz/dan AADT 726 veh/day



SATNA DISTRIBUCIJA SAOBRAĆAJNOG TOKA TRAFFIC FLOW HOURLY DISTRIBUTION

Automatski brojač broj - Automatic counter number

000042

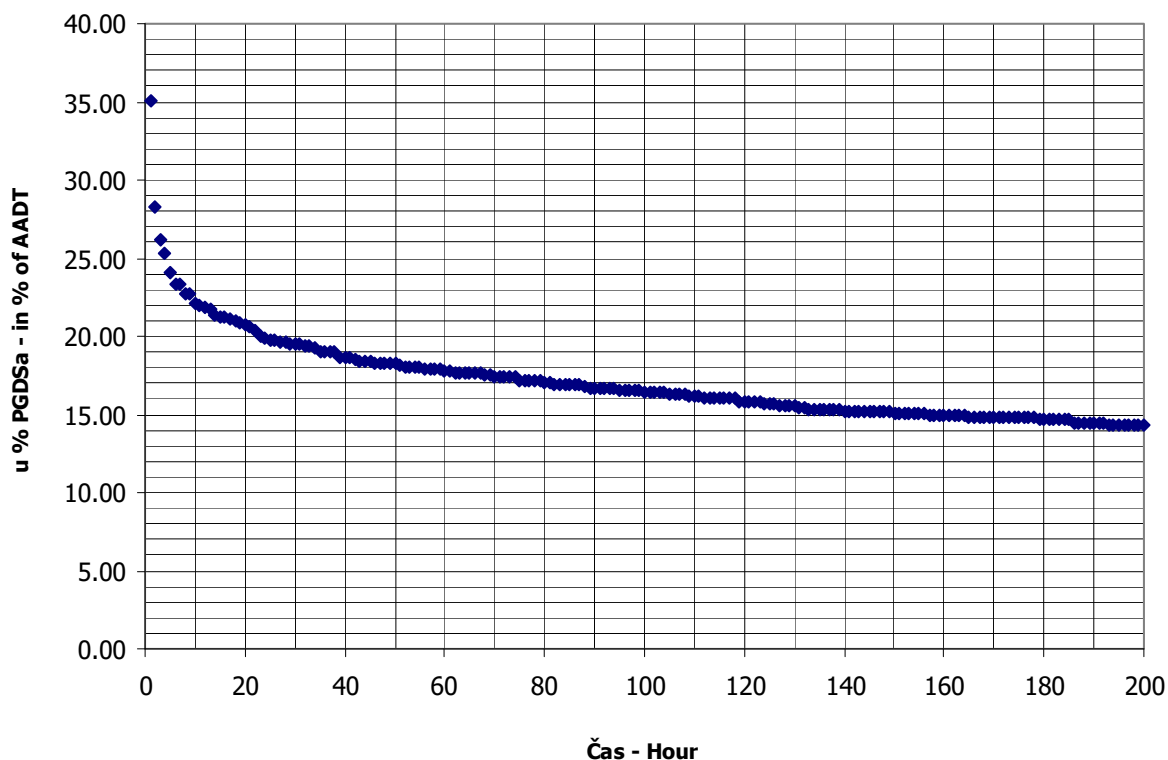
Lokalitet - Location / Stacionaža - Mileage [km+m]

Kopilovo / 1+036,00

Broj puta - Road number / Dionica - Section

M 18 / Brod na Drini 3 - granica / border RS
 (Šćepan Polje)

PGDS - AADT	726 voz/dan - veh/day							
Čas - Hour	Maksimalni vršni sat - Maximum peak hour	10	20	30	40	50	100	200
Sat u danu - Hour of day	15	16	13	21	19	17	16	16
Sat u godini - Hour in year	5655	4504	5485	5517	5395	5297	5008	5608
Dan - Day of week	subota - Saturday	nedelja - Sunday	subota - Saturday	nedelja - Sunday	utorak - Tuesday	petak - Friday	nedelja - Sunday	četvrtak - Thursday
Datum - Date	24	7	17	18	13	9	28	22
Mjesec - Month	avgust - August	juli - July	avgust - August	avgust - August	avgust - August	avgust - August	juli - July	avgust - August
Vrijednost - Value	259	162	152	144	138	134	121	106
% - percent	35.67	22.31	20.94	19.83	19.01	18.46	16.67	14.60



BROJANJE VOZILA NA MREŽI PUTEVA U REPUBLICI SRPSKOJ – 2013. GODINA
VEHICLE COUNTING ON THE ROAD NETWORK OF THE REPUBLIC OF SRPSKA – YEAR 2013

MJESEČNI BROJ VOZILA
MONTHLY NUMBER OF VEHICLES

Automatski brojač broj - Automatic counter number
 Lokalizet - Location / Stacionaža - Mileage [km+m]
 Broj puta - Road number / Dionica - Section

000043
 Tjentište / 22+964,00
 M 20 / Čemerno - Brod na Drini 2

	Mjesec - Month											
	Januar- January	Februar- February	Mart- March	April- April	Maj- May	Jun- June	Juli- July	August- August	Septembar- September	Oktober- October	Novembar- November	Decembar- December
1	181	442	494	414	1104	625	1130	1653	1659	706	856	351
2	304	342	337	382	798	604	879	1554	1224	722	606	418
3	332	285	367	369	693	662	920	2049	961	704	748	404
4	408	257	402	670	693	530	918	2118	954	899	621	460
5	354	300	370	537	719	614	1409	1926	936	784	581	460
6	205	295	428	379	1056	789	1575	1609	1159	788	563	563
7	145	303	408	423	794	798	1802	1602	1170	662	639	427
8	406	385	545	420	725	721	1235	1567	1300	666	798	382
9	385	209	354	376	588	874	909	2026	1073	668	672	482
10	410	202	389	417	756	690	1146	2373	891	705	659	414
11	406	299	390	437	591	609	928	2647	937	909	609	467
12	312	284	352	599	636	686	1242	2023	865	839	487	527
13	307	297	372	423	590	654	1273	1710	1080	848	556	604
14	290	343	362	472	647	1061	1459	1588	1044	707	562	476
15	392	431	339	465	574	1158	1290	1614	1103	608	797	421
16	348	262	285	476	564	850	1115	2047	898	626	545	502
17	293	301	326	459	703	741	1137	2431	754	764	631	525
18	305	297	325	541	591	783	1127	2553	871	831	590	540
19	318	328	368	637	682	812	1254	1930	709	671	566	401
20	291	278	430	512	629	919	1624	1821	1086	791	624	612
21	417	286	364	522	595	1061	1660	1618	871	727	532	482
22	376	356	503	533	611	1153	1376	1541	971	622	704	536
23	218	300	452	518	554	1127	1134	1701	801	685	520	511
24	183	287	466	527	687	922	1245	1949	750	589	626	516
25	351	345	423	591	630	889	1303	2026	771	871	579	500
26	253	344	349	763	571	848	1492	1527	880	615	352	247
27	232	373	336	867	619	908	1769	1334	1107	766	348	679
28	296	372	476	711	652	1118	2223	1114	824	679	417	600
29	314		549	677	693	1176	1475	1266	956	610	541	517
30	316		483	962	620	1145	1454	1384	824	643	430	690
31	366		382		758		1367	1516		615		707
Ukupno- Total	9714	8803	12426	16079	21123	25527	40870	55817	29429	22320	17759	15421
Prosje- Average	313	800	401	536	681	851	1318	1801	981	720	592	497
Godišnji prosjek (PGDS) - Annual average (AADT)												754

BROJANJE VOZILA NA MREŽI PUTEVA U REPUBLICI SRPSKOJ – 2013. GODINA
VEHICLE COUNTING ON THE ROAD NETWORK OF THE REPUBLIC OF SRPSKA – YEAR 2013

STRUKTURA SAOBRAĆAJNOG TOKA
TRAFFIC FLOW COMPOSITION

Automatski brojač broj - Automatic counter number
 Lokalizet - Location / Stacionaža - Mileage [km+m]
 Broj puta - Road number / Dionica - Section

000043
 Tjentište / 22+964,00
 M 20 / Čemerno - Brod na Drini 2

Mjesec - Month	Smjer - Direction	Dužina vozila - Vehicle length								Ukupno - Total
		< 5,5 m	(%)	5,5 - 12 m	(%)	12 - 16,5 m	(%)	< 16,5 m	(%)	
Januar - January	I	4228	87.4	556	11.5	50	1.0	3	0.1	4837
	II	4283	87.8	552	11.3	41	0.8	1	0.0	4877
	ukupno - total	8511	87.6	1108	11.4	91	0.9	4	0.0	9714
Februar - February	I	3763	85.6	554	12.6	77	1.8	2	0.0	4396
	II	3741	84.9	581	13.2	81	1.8	4	0.1	4407
	ukupno - total	7504	85.2	1135	12.9	158	1.8	6	0.1	8803
Mart - March	I	5437	87.0	676	10.8	132	2.1	2	0.0	6247
	II	5334	86.3	730	11.8	109	1.8	6	0.1	6179
	ukupno - total	10771	86.7	1406	11.3	241	1.9	8	0.1	12426
April - April	I	6803	89.2	675	8.9	146	1.9	1	0.0	7625
	II	7563	89.5	757	9.0	131	1.5	3	0.0	8454
	ukupno - total	14366	89.3	1432	8.9	277	1.7	4	0.0	16079
Maj - May	I	9806	91.4	750	7.0	171	1.6	2	0.0	10729
	II	9424	90.7	810	7.8	158	1.5	2	0.0	10394
	ukupno - total	19230	91.0	1560	7.4	329	1.6	4	0.0	21123
Juni - June	I	10836	89.9	1032	8.6	179	1.5	3	0.0	12050
	II	12192	90.5	1111	8.2	166	1.2	8	0.1	13477
	ukupno - total	23028	90.2	2143	8.4	345	1.4	11	0.0	25527
Juli - July	I	17594	93.1	1107	5.9	203	1.1	1	0.0	18905
	II	20576	93.7	1183	5.4	198	0.9	8	0.0	21965
	ukupno - total	38170	93.4	2290	5.6	401	1.0	9	0.0	40870
Avgust - August	I	27216	95.3	1004	3.5	317	1.1	11	0.0	28548
	II	25923	95.1	1061	3.9	273	1.0	12	0.0	27269
	ukupno - total	53139	95.2	2065	3.7	590	1.1	23	0.0	55817
Septembar - September	I	14058	91.5	908	5.9	378	2.5	14	0.1	15358
	II	12722	90.4	987	7.0	356	2.5	6	0.0	14071
	ukupno - total	26780	91.0	1895	6.4	734	2.5	20	0.1	29429
Oktobar - October	I	10013	88.7	954	8.4	318	2.8	6	0.1	11291
	II	9793	88.8	932	8.5	289	2.6	15	0.1	11029
	ukupno - total	19806	88.7	1886	8.4	607	2.7	21	0.1	22320
Novembar - November	I	7929	88.4	770	8.6	264	2.9	7	0.1	8970
	II	7758	88.3	785	8.9	234	2.7	12	0.1	8789
	ukupno - total	15687	88.3	1555	8.8	498	2.8	19	0.1	17759
Decembar - December	I	6781	87.0	761	9.8	247	3.2	6	0.1	7795
	II	6598	86.5	811	10.6	207	2.7	10	0.1	7626
	ukupno - total	13379	86.8	1572	10.2	454	2.9	16	0.1	15421
Ukupno (godišnje) - Total (annual)	I	124464	91.0	9747	7.1	2482	1.8	58	0.0	136751
	II	125907	90.9	10300	7.4	2243	1.6	87	0.1	138537
	ukupno - total	250371	90.9	20047	7.3	4725	1.7	145	0.1	275288
Prosjeak (PGDS) - Average (AADT)	I	341	91.0	27	7.1	7	1.8	0	0.0	375
	II	345	90.9	28	7.4	6	1.6	0	0.1	380
	ukupno - total	686	90.9	55	7.3	13	1.7	0	0.1	754

BRONANJE VOZILA NA MREŽI PUTEVA U REPUBLICI SRPSKOJ – 2013. GODINA
VEHICLE COUNTING ON THE ROAD NETWORK OF THE REPUBLIC OF SRPSKA – YEAR 2013

SAOBRAĆAJNI POKAZATELJI

000043
 Tjentište / 22+964,00
 M 20 / Čemerno - Brod na Drini 2

Automatski brojač broj
 Lokalityt / Stacionaža [km+m]
 Broj puta / Dionica

Mjesec	Smjer	minimalni čas		maksimalni čas		voz/h	minimalni dan		maksimalni dan		dnevni prosjek (05-21 h)	noćni prosjek (21-05 h)	prosjek radnim danom	prosjek vikendom	ljetni prosjek
		datum/dan	čas	voz/h	datum/dan		voz/dan	datum/dan	voz/dan						
Januar	I	1/utorak	0	0	8/utorak	13	34	7/ponedjeljak	77	21/ponedjeljak	220	144	98	58	
	II	1/utorak	0	0	11/petak	14	39	7/ponedjeljak	68	10/četvrtak	216	143	100	57	
	I+II	1/utorak	0	0	11/petak	14	55	7/ponedjeljak	145	21/ponedjeljak	417	287	198	115	
Februar	I	1/petak	1	0	15/petak	10	26	10/nedjelja	87	8/petak	209	144	117	40	
	II	1/petak	0	0	1/petak	14	25	9/subota	97	1/petak	245	142	119	38	
	I+II	1/petak	2	0	1/petak	14	46	10/nedjelja	202	1/petak	442	285	236	78	
Mart	I	1/petak	1	0	29/petak	13	38	16/subota	137	29/petak	293	185	139	62	
	II	1/petak	0	0	24/nedjelja	17	31	16/subota	148	29/petak	256	179	138	61	
	I+II	3/nedjelja	2	0	29/petak	13	58	16/subota	285	29/petak	549	365	277	124	
April	I	1/ponedjeljak	1	0	19/petak	15	39	3/srijeda	166	30/utorak	392	233	188	66	
	II	1/ponedjeljak	22	0	27/subota	17	55	6/subota	195	30/utorak	570	252	204	77	
	I+II	3/srijeda	2	0	27/subota	13	83	3/srijeda	369	30/utorak	962	485	392	144	
Maj	I	2/četvrtak	4	0	6/ponedjeljak	12	86	23/četvrtak	260	6/ponedjeljak	703	315	187	159	
	II	3/petak	1	0	1/srijeda	12	65	5/nedjelja	233	1/srijeda	730	299	193	142	
	I+II	20/ponedjeljak	2	0	6/ponedjeljak	12	103	23/četvrtak	554	1/srijeda	1104	615	380	302	
Juni	I	1/subota	1	0	9/nedjelja	11	74	4/utorak	274	23/nedjelja	578	363	251	150	402
	II	1/subota	2	0	15/subota	11	87	4/utorak	256	15/subota	668	402	285	164	449
	I+II	3/ponedjeljak	2	0	15/subota	11	118	4/utorak	530	29/subota	1176	765	536	314	851
Juli	I	2/utorak	3	0	28/nedjelja	13	115	2/utorak	381	28/nedjelja	1182	534	407	203	610
	II	3/srijeda	2	1	28/nedjelja	9	122	9/utorak	463	28/nedjelja	1041	608	480	229	709
	I+II	3/srijeda	2	2	28/nedjelja	9	192	2/utorak	879	28/nedjelja	2223	1143	887	432	1318
Avgust	I	29/četvrtak	3	0	18/nedjelja	13	132	28/srijeda	626	18/nedjelja	1430	824	592	328	921
	II	26/ponedjeljak	0	1	11/nedjelja	6	116	28/srijeda	488	11/nedjelja	1322	752	574	306	880
	I+II	26/ponedjeljak	2	5	18/nedjelja	13	202	28/srijeda	1114	11/nedjelja	2647	1576	224	1166	1801
Septembar	I	4/srijeda	4	0	1/nedjelja	12	90	19/četvrtak	334	1/nedjelja	922	473	332	180	512
	II	5/četvrtak	0	0	1/nedjelja	16	60	17/utorak	361	1/nedjelja	737	418	319	150	469
	I+II	19/četvrtak	1	1	1/nedjelja	12	146	19/četvrtak	709	1/nedjelja	1659	891	651	330	981
Oktobar	I	1/utorak	2	0	25/petak	12	47	26/subota	280	11/petak	465	338	272	100	
	II	6/nedjelja	2	0	27/nedjelja	14	47	24/četvrtak	287	4/petak	460	319	259	97	
	I+II	6/nedjelja	2	1	4/petak	14	83	24/četvrtak	589	11/petak	909	657	523	197	
Novembar	I	1/petak	1	0	1/petak	9	42	27/srijeda	175	1/petak	443	277	201	98	
	II	7/četvrtak	2	0	17/nedjelja	17	44	27/srijeda	173	1/petak	413	262	31	101	
	I+II	12/utorak	2	0	3/nedjelja	15	83	27/srijeda	348	1/petak	856	539	393	199	
Decembar	I	1/nedjelja	0	0	31/utorak	10	62	26/četvrtak	128	27/petak	368	231	184	68	
	II	3/utorak	0	0	31/utorak	15	61	26/četvrtak	119	31/utorak	388	219	179	67	
	I+II	8/nedjelja	0	0	31/utorak	15	87	26/četvrtak	247	31/utorak	707	451	362	135	
Godina	I	1.1/utorak	0	0	18.8/nedjelja	13	132	7.1/ponedjeljak	77	18.8/nedjelja	1430	340	362	403	614
	II	1.1/utorak	0	0	28.7/nedjelja	9	122	7.1/ponedjeljak	68	11.8/nedjelja	1322	335	372	397	629
	I+II	1.1/utorak	0	0	18.8/nedjelja	13	202	7.1/ponedjeljak	145	11.8/nedjelja	2647	675	734	799	1243

BROJANJE VOZILA NA MREŽI PUTEVA U REPUBLICI SRPSKOJ – 2013. GODINA
VEHICLE COUNTING ON THE ROAD NETWORK OF THE REPUBLIC OF SRPSKA – YEAR 2013

TRAFFIC PARAMETERS

Automatic counter number
 Location / Mileage [km+m]
 Road number / Section

000043

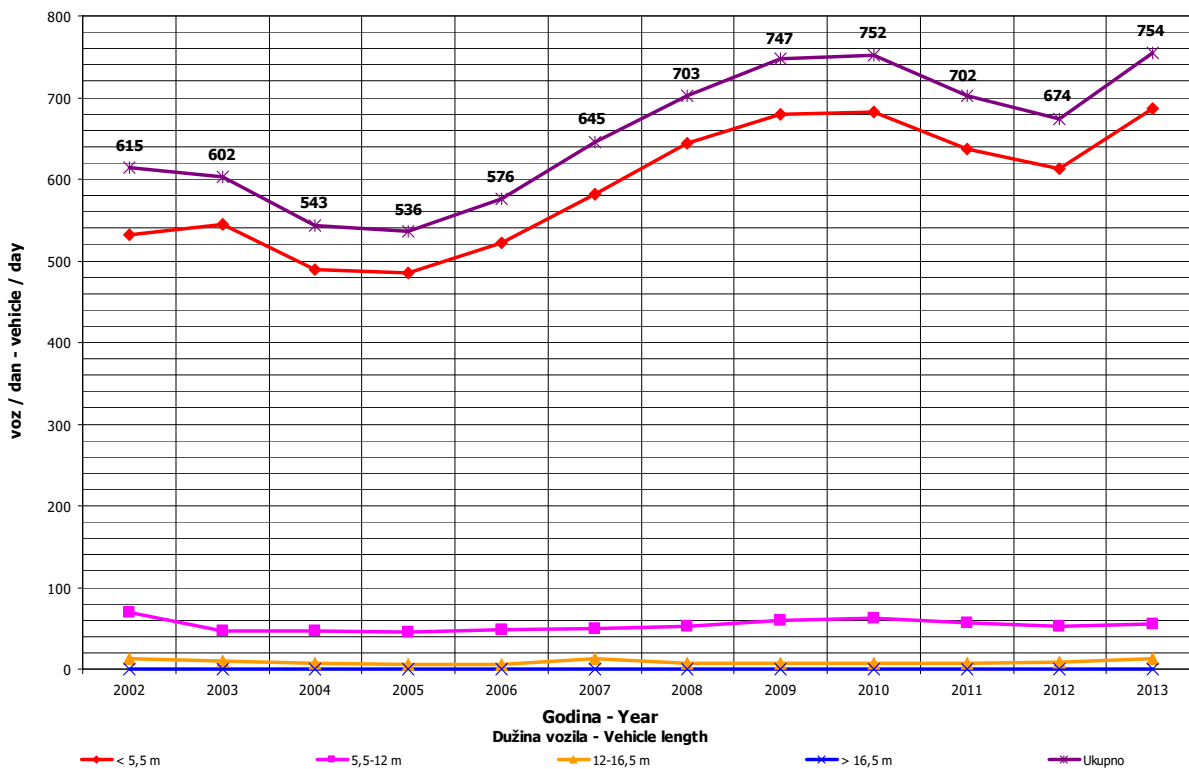
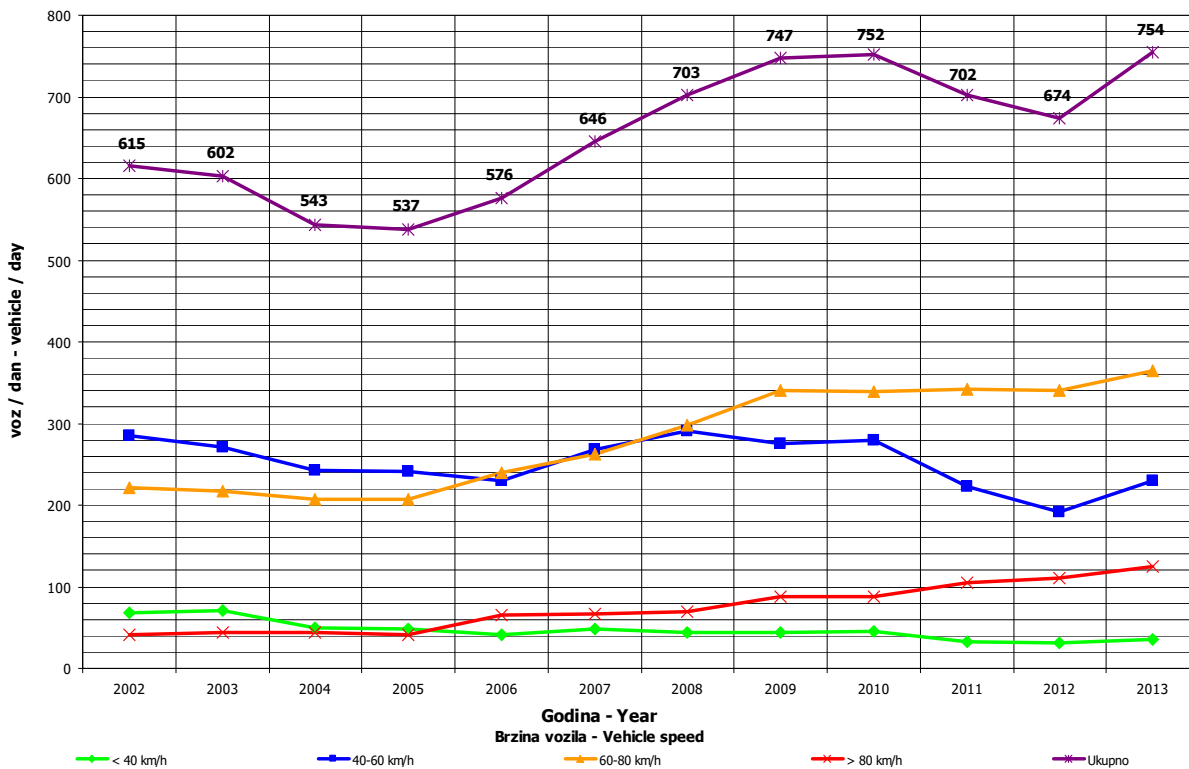
Tjentište / 22+964,00
 M 20 / Čemerno - Brod na Drini 2

Month	Direction	minimum hour		maximum hour		minimum day		maximum day		veh/day	veh/day	day time average (5-21 h)	night average (21-05 h)	working day average	weekend average	summer average
		date/day	hour	date/day	hour	date/day	veh/day	date/day	veh/day							
January	I	1/Tuesday	0	8/Tuesday	13	7/Monday	34	21/Monday	220	77	144	12	98	58		
	II	1/Tuesday	0	11/Friday	14	7/Monday	39	10/Thursday	216	68	143	14	100	57		
	I+II	1/Tuesday	0	11/Friday	14	7/Monday	55	21/Monday	417	145	287	27	198	115		
February	I	1/Friday	1	15/Friday	10	10/Sunday	26	8/Friday	209	87	144	14	117	40		
	II	1/Friday	0	1/Friday	14	9/Saturday	25	1/Friday	245	97	142	15	119	38		
	I+II	1/Friday	2	1/Friday	14	10/Sunday	46	1/Friday	442	202	285	29	236	78		
March	I	1/Friday	1	29/Friday	13	16/Saturday	38	29/Friday	293	137	185	16	139	62		
	II	1/Friday	0	24/Sunday	17	16/Saturday	31	29/Friday	256	148	179	20	138	61		
	I+II	3/Sunday	2	29/Friday	13	16/Saturday	58	29/Friday	549	285	365	36	277	124		
April	I	1/Monday	1	19/Friday	15	3/Wednesday	39	30/Tuesday	392	166	233	21	188	66		
	II	1/Monday	22	27/Saturday	17	6/Saturday	55	30/Tuesday	570	195	252	30	204	77		
	I+II	3/Wednesday	2	27/Saturday	13	3/Wednesday	83	30/Tuesday	962	369	485	51	392	144		
May	I	2/Thursday	4	6/Monday	12	23/Thursday	86	6/Monday	703	260	315	31	187	159		
	II	3/Friday	1	1/Wednesday	12	5/Sunday	65	1/Wednesday	730	233	299	36	193	142		
	I+II	20/Monday	2	6/Monday	12	23/Thursday	103	1/Wednesday	1104	554	615	67	380	302		
June	I	1/Saturday	1	9/Sunday	11	4/Tuesday	74	23/Sunday	578	274	363	39	251	150	402	
	II	1/Saturday	2	15/Saturday	11	4/Tuesday	87	15/Saturday	668	256	402	47	285	164	449	
	I+II	3/Monday	2	15/Saturday	11	4/Tuesday	118	29/Saturday	1176	530	765	86	536	314	851	
July	I	2/Tuesday	3	28/Sunday	13	2/Tuesday	115	28/Sunday	1182	381	534	75	407	203	610	
	II	3/Wednesday	2	28/Sunday	9	9/Tuesday	122	28/Sunday	1041	463	608	100	480	229	709	
	I+II	3/Wednesday	2	28/Sunday	9	9/Tuesday	192	28/Sunday	2223	879	1143	176	887	432	1318	
August	I	29/Thursday	3	18/Sunday	13	28/Wednesday	132	18/Sunday	1430	626	824	97	592	328	921	
	II	26/Monday	0	11/Sunday	6	28/Wednesday	116	11/Sunday	1322	488	752	127	574	306	880	
	I+II	26/Monday	2	18/Sunday	13	28/Wednesday	202	11/Sunday	2647	1114	1576	224	1166	634	1801	
September	I	4/Wednesday	4	1/Sunday	12	19/Thursday	90	1/Sunday	922	334	473	39	332	180	512	
	II	5/Thursday	0	1/Sunday	16	17/Tuesday	60	1/Sunday	737	361	418	51	319	150	469	
	I+II	19/Thursday	1	1/Sunday	12	19/Thursday	146	1/Sunday	1659	709	891	90	651	330	981	
October	I	1/Tuesday	2	25/Friday	12	26/Saturday	47	11/Friday	465	280	338	27	265	100		
	II	6/Sunday	2	27/Sunday	14	24/Thursday	47	4/Friday	460	287	460	37	259	97		
	I+II	6/Sunday	2	4/Friday	14	24/Thursday	83	11/Friday	909	589	657	63	523	197		
November	I	1/Friday	1	1/Friday	9	27/Wednesday	42	1/Friday	443	175	277	22	201	98		
	II	7/Thursday	2	17/Sunday	17	27/Wednesday	44	1/Friday	413	173	262	31	192	101		
	I+II	12/Tuesday	2	3/Sunday	15	27/Wednesday	83	1/Friday	856	348	539	53	393	199		
December	I	1/Sunday	0	31/Tuesday	10	26/Thursday	62	27/Friday	368	128	231	20	184	68		
	II	3/Tuesday	0	31/Tuesday	15	26/Thursday	61	31/Tuesday	388	119	219	27	179	67		
	I+II	8/Sunday	0	31/Tuesday	15	26/Thursday	87	31/Tuesday	707	247	451	47	362	135		
Year	I	1.1/Tuesday	0	18.8/Sunday	13	7.1/Monday	132	18.8/Sunday	1430	77	350	35	362	403	614	
	II	1.1/Tuesday	0	28.7/Sunday	9	7.1/Monday	122	11.8/Sunday	1322	68	335	45	372	397	629	
	I+II	1.1/Tuesday	0	18.8/Sunday	13	7.1/Monday	202	11.8/Sunday	2647	145	675	80	734	799	1243	

GODIŠNJA NERAVNOMJERNOST SAOBRAĆAJNOG TOKA TRAFFIC FLOW ANNUAL VARIATION

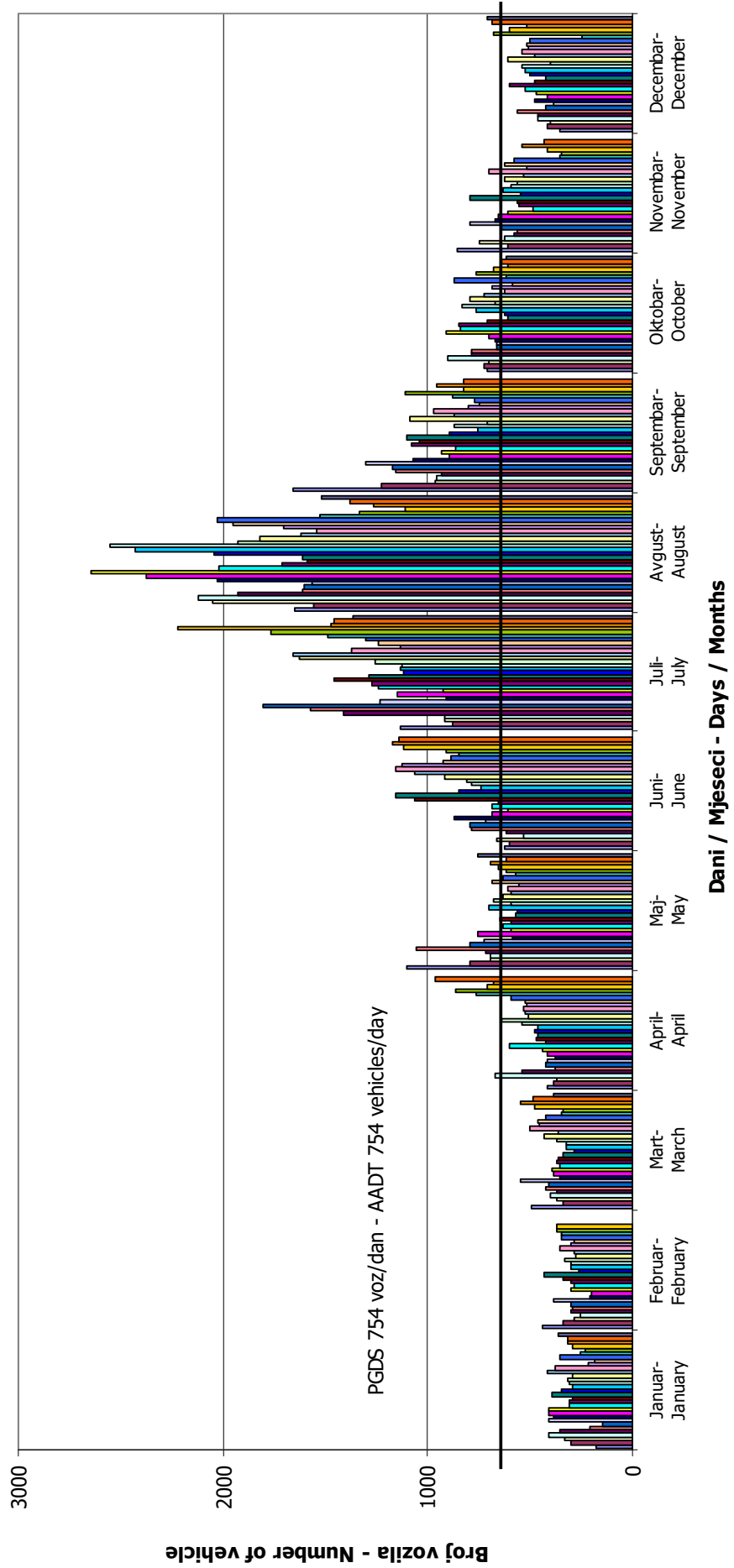
Automatski brojač broj - Automatic counter number
 Lokalizet - Location / Stacionaža - Mileage [km+m]
 Broj puta - Road number / Dionica - Section

000043
 Tjentište / 22+964,00
 M 20 / Čemerno - Brod na Drini 2



DNEVNA NERAVNOMJERNOST SAOBRAĆAJNOG TOKA
TRAFFIC FLOW DAILY VARIATION

Automatski brojač broj - Automatic counter number 000043
 Lokalityet - Location / Stacionaža - Mileage [km+tm] Tjentüšte / 22+964,00
 Broj puta - Road number/ Dionica - Section M 20 / Čemerno - Brod na Drini 2

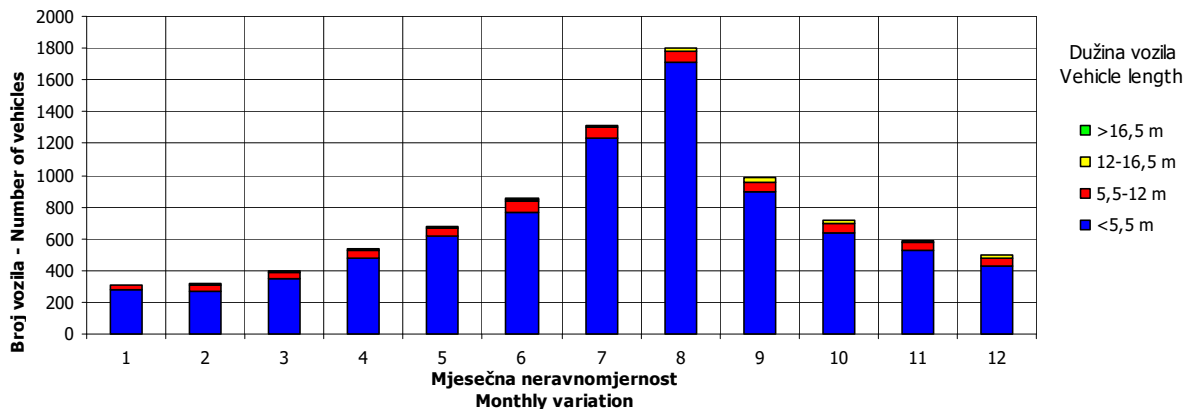
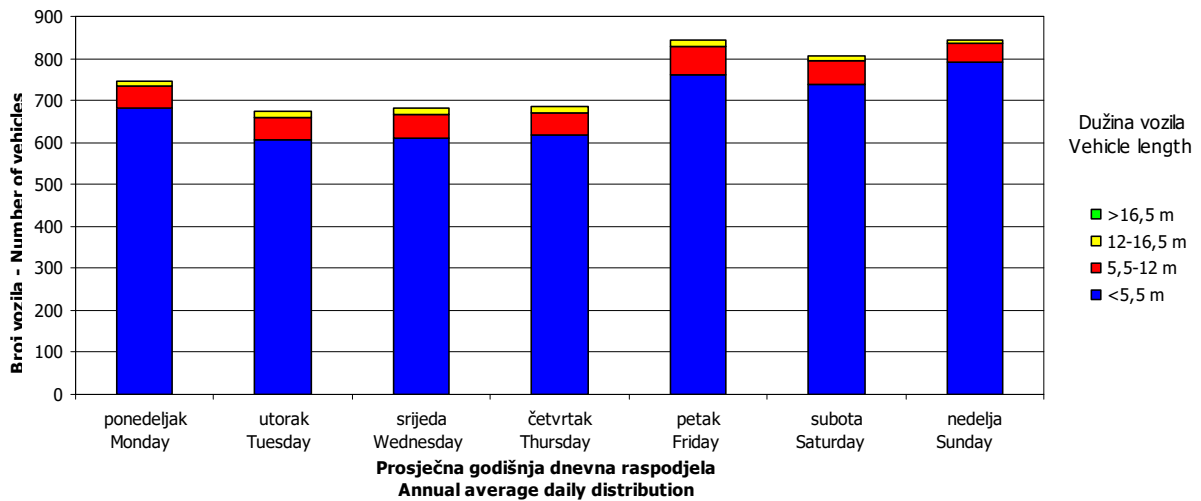
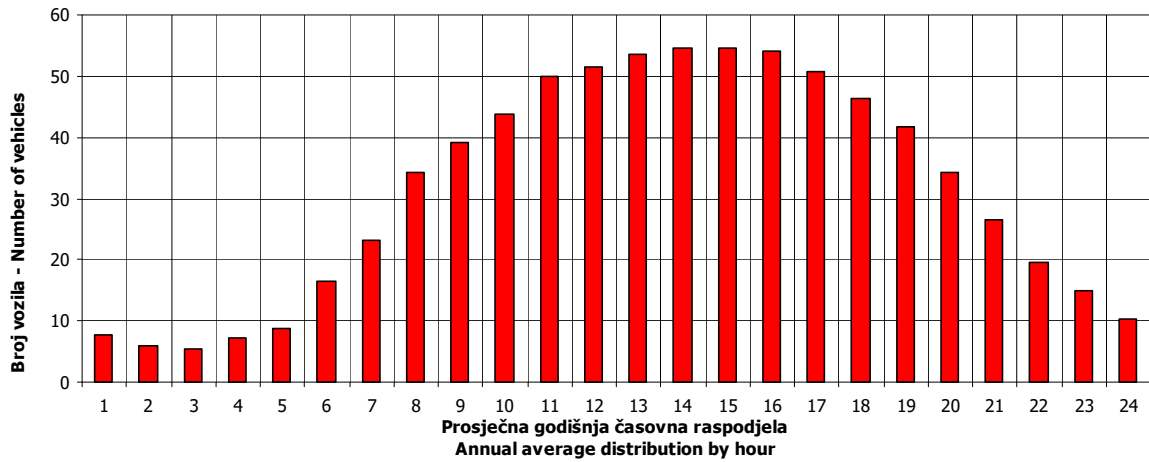


VREMENSKA RASPODJELA SAOBRAĆAJNOG TOKA
TRAFFIC FLOW TIME DISTRIBUTION

Automatski brojač broj - Automatic counter number
 Lokalizet - Location / Stacionaža - Mileage [km+m]
 Broj puta - Road number / Dionica - Section

000043
 Tjentište / 22+964,00
 M 20 / Čemerno - Brod na Drini 2

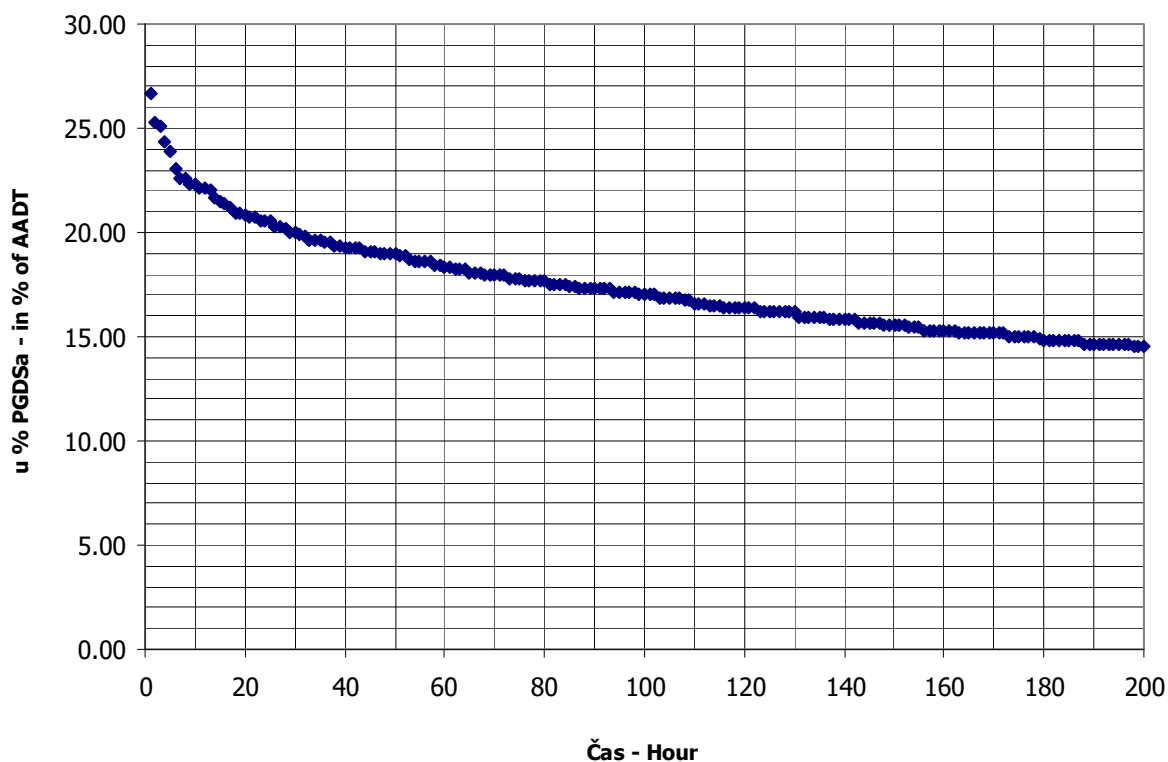
PGDS 754 voz/dan AADT 754 veh/day



SATNA DISTRIBUCIJA SAOBRAĆAJNOG TOKA
TRAFFIC FLOW HOURLY DISTRIBUTION

Automatski brojač broj - Automatic counter number 000043
 Lokalitet - Location / Stacionaža - Mileage [km+m] Tjentište / 22+964,00
 Broj puta - Road number / Dionica - Section M 20 / Čemerno - Brod na Drini 2

PGDS - AADT	754 voz/dan - veh/day							
Čas - Hour	Maksimalni vršni sat - Maximum peak hour	10	20	30	40	50	100	200
Sat u danu - Hour of day	13	13	10	10	15	10	13	10
Sat u godini - Hour in year	5509	5341	5314	5482	5343	5002	5605	5266
Dan - Day of week	nedelja - Sunday	nedelja - Sunday	subota - Saturday	subota - Saturday	nedelja - Sunday	nedelja - Sunday	četvrtak - Thursday	četvrtak - Thursday
Datum - Date	18	11	10	17	11	28	22	8
Mjesec - Month	avgust - August	avgust - August	avgust - August	avgust - August	avgust - August	juli - July	avgust - August	avgust - August
Vrijednost - Value	202	168	157	151	146	143	129	110
% - percent	26.78	22.27	20.82	20.02	19.36	18.96	17.10	14.58



BROJANJE VOZILA NA MREŽI PUTEVA U REPUBLICI SRPSKOJ – 2013. GODINA
VEHICLE COUNTING ON THE ROAD NETWORK OF THE REPUBLIC OF SRPSKA – YEAR 2013

MJESEČNI BROJ VOZILA
MONTHLY NUMBER OF VEHICLES

Automatski brojač broj - Automatic counter number
 Lokalitet - Location / Stacionaža - Mileage [km+m]
 Broj puta - Road number / Dionica - Section

000044
 Rudo Polje / 34+434,00
 M 6.1 / Klanci - Gacko 2

	Mjesec - Month											
	Januar- January	Februar- February	Mart- March	April- April	Maj- May	Jun- June	Juli- July	August- August	Septembar- September	Oktober- October	Novembar- November	Decembar- December
1	855	981	1028	976	1100	1386	1243	1635	1333	1290	1585	899
2	1016	768	899	926	1130	1101	1148	3098	1395	1357	1412	1025
3	983	608	784	941	1165	1192	1275	1591	1446	1419	1367	1070
4	1145	747	895	1277	1300	1241	1285	1243	1462	1571	1425	1096
5	1080	800	955	1109	1214	1222	1412	1515	1386	1477	1272	1145
6	986	844	886	958	1454	1302	1327	1375	1514	1240	1399	1182
7	722	801	845	806	1143	1339	1191	1422	1461	1340	1532	1206
8	913	1012	1075	988	1181	1172	1255	1385	1356	1484	1743	818
9	881	692	2115	960	1021	1265	1267	1538	1448	1268	1530	1004
10	963	535	1972	944	1331	1103	1266	1672	1373	1299	1162	959
11	961	753	2046	1045	1281	1112	1178	1433	1407	1447	1109	1051
12	804	458	1602	1197	1128	1227	1437	1502	1277	1272	1116	1024
13	639	571	1438	938	1141	1197	1343	1392	1501	1140	1180	1168
14	697	815	1307	961	1212	1408	1196	1345	1403	1221	1261	943
15	795	948	1070	969	1291	1215	1298	1463	1307	1331	1454	861
16	617	802	1037	1132	1315	1107	1369	1686	1291	1197	1359	1013
17	660	704	996	1139	1465	1238	1296	1836	1209	1256	1208	1005
18	744	839	856	1191	1340	1326	1401	2019	1436	1540	1338	1103
19	954	824	1008	1312	1190	1288	1506	1604	1309	1504	1234	925
20	1055	869	999	1101	1096	1225	1480	1473	1587	1216	1494	1260
21	894	768	933	1032	1155	1343	1279	1504	1485	1488	1366	1106
22	1460	768	1019	983	1229	1292	1347	1326	1338	1292	1509	1187
23	705	809	1161	1010	1290	1132	1351	1612	1494	1543	1255	1109
24	719	657	895	1041	1463	1332	1394	1442	1423	1302	1332	726
25	903	880	971	1131	1171	1198	1274	1372	1473	1613	1438	758
26	818	842	924	1322	1237	1232	1438	1488	1415	1514	1217	747
27	747	898	970	1210	1229	1276	1275	1339	1585	1416	996	778
28	753	987	916	1015	1213	1325	1228	1367	1478	1358	1116	794
29	803		1051	1225	1264	1396	1307	1431	1366	1276	1292	850
30	861		1162	1306	1169	1586	1305	1503	1320	1429	1084	1143
31	849		824		1412		1429	1433		1478		1145
Ukupno- Total	26982	21980	34639	32145	38330	37778	40800	48044	42278	42578	39785	31100
Prosjek- Average	870	1998	1117	1072	1236	1259	1316	1550	1409	1373	1326	1003
Godišnji prosjek (PGDS) - Annual average (AADT)												1196

BROJANJE VOZILA NA MREŽI PUTEVA U REPUBLICI SRPSKOJ – 2013. GODINA
VEHICLE COUNTING ON THE ROAD NETWORK OF THE REPUBLIC OF SRPSKA – YEAR 2013

STRUKTURA SAOBRAĆAJNOG TOKA
TRAFFIC FLOW COMPOSITION

Automatski brojač broj - Automatic counter number
 Lokalitet - Location / Stacionaža - Mileage [km+m]
 Broj puta - Road number / Dionica - Section

000044
 Rudo Polje / 34+434,00
 M 6.1 / Klanci - Gacko 2

Mjesec - Month	Smjer - Direction	Dužina vozila - Vehicle length								Ukupno - Total
		< 5,5 m	(%)	5,5 - 12 m	(%)	12 - 16,5 m	(%)	> 16,5 m	(%)	
Januar - January	I	12774	94.6	703	5.2	31	0.2	2	0.0	13510
	II	12651	93.9	764	5.7	51	0.4	6	0.0	13472
	ukupno - total	25425	94.2	1467	5.4	82	0.3	8	0.0	26982
Februar - February	I	10245	93.2	703	6.4	42	0.4	2	0.0	10992
	II	10161	92.5	767	7.0	59	0.5	1	0.0	10988
	ukupno - total	20406	92.8	1470	6.7	101	0.5	3	0.0	21980
Mart - March	I	16285	94.3	916	5.3	73	0.4	3	0.0	17277
	II	16277	93.8	1014	5.8	70	0.4	1	0.0	17362
	ukupno - total	32562	94.0	1930	5.6	143	0.4	4	0.0	34639
April - April	I	15101	93.8	906	5.6	84	0.5	7	0.0	16098
	II	14961	93.2	987	6.2	98	0.6	1	0.0	16047
	ukupno - total	30062	93.5	1893	5.9	182	0.6	8	0.0	32145
Maj - May	I	18240	94.7	933	4.8	84	0.4	6	0.0	19263
	II	17896	93.9	1066	5.6	101	0.5	4	0.0	19067
	ukupno - total	36136	94.3	1999	5.2	185	0.5	10	0.0	38330
Juni - June	I	17869	94.3	966	5.1	118	0.6	4	0.0	18957
	II	17612	93.6	1050	5.6	159	0.8	0	0.0	18821
	ukupno - total	35481	93.9	2016	5.3	277	0.7	4	0.0	37778
Juli - July	I	19484	94.8	963	4.7	100	0.5	1	0.0	20548
	II	19025	93.9	1082	5.3	144	0.7	1	0.0	20252
	ukupno - total	38509	94.4	2045	5.0	244	0.6	2	0.0	40800
Avgust - August	I	22957	95.1	1068	4.4	114	0.5	5	0.0	24144
	II	22500	94.1	1256	5.3	141	0.6	3	0.0	23900
	ukupno - total	45457	94.6	2324	4.8	255	0.5	8	0.0	48044
Septembar - September	I	19752	93.4	1259	6.0	136	0.6	3	0.0	21150
	II	19485	92.2	1452	6.9	186	0.9	5	0.0	21128
	ukupno - total	39237	92.8	2711	6.4	322	0.8	8	0.0	42278
Oktobar - October	I	19595	92.1	1547	7.3	114	0.5	10	0.0	21266
	II	19464	91.3	1684	7.9	159	0.7	5	0.0	21312
	ukupno - total	39059	91.7	3231	7.6	273	0.6	15	0.0	42578
Novembar - November	I	17606	88.7	2121	10.7	109	0.5	3	0.0	19839
	II	17530	87.9	2277	11.4	137	0.7	2	0.0	19946
	ukupno - total	35136	88.3	4398	11.1	246	0.6	5	0.0	39785
Decembar - December	I	14496	93.1	988	6.3	80	0.5	1	0.0	15565
	II	14311	92.1	1125	7.2	99	0.6	0	0.0	15535
	ukupno - total	28807	92.6	2113	6.8	179	0.6	1	0.0	31100
Ukupno (godišnje) - Total (annual)	I	204404	93.5	13073	6.0	1085	0.5	47	0.0	218609
	II	201873	92.7	14524	6.7	1404	0.6	29	0.0	217830
	ukupno - total	406277	93.1	27597	6.3	2489	0.6	76	0.0	436439
Prosjeak (PGDS) - Average (AADT)	I	560	93.5	36	6.0	3	0.5	0	0.0	599
	II	553	92.7	40	6.7	4	0.6	0	0.0	597
	ukupno - total	1113	93.1	76	6.3	7	0.6	0	0.0	1196

BRONANJE VOZILA NA MREŽI PUTEVA U REPUBLICI SRPSKOJ – 2013. GODINA
VEHICLE COUNTING ON THE ROAD NETWORK OF THE REPUBLIC OF SRPSKA – YEAR 2013

SAOBRAĆAJNI POKAZATELJI

Automatski brojač broj
 Lokalitet / Stacionaža [km+m]
 Broj puta / Dionica

000044

Rudo Polje / 34+434,00
 M 6.1 / Klanci - Gacko 2

Mjesec	Smjer	minimalni čas		maksimalni čas		minimalni dan		maksimalni dan		dnevni prosjek (05-21 h)	noćni prosjek (21-05 h)	prosjek radnim danom	prosjek vikendom	ljetni prosjek
		datum/dan	čas	voz/h	voz/dan	datum/dan	voz/dan	datum/dan	voz/dan					
Januar	I	3/četvrtak	0	0	16	119	16/srijeda	309	22/utorak	727	378	254	182	
	II	2/srijeda	2	0	14	138	13/nedjelja	302	22/utorak	733	381	253	181	
	I+II	3/četvrtak	0	0	14	197	16/srijeda	617	22/utorak	1460	760	507	363	
Februar	I	1/petak	1	0	6	69	12/utorak	222	28/četvrtak	501	348	293	100	
	II	1/petak	3	0	13	61	12/utorak	236	8/petak	515	335	293	100	
	I+II	1/petak	0	0	6	96	12/utorak	458	8/petak	1012	684	586	199	
Mart	I	3/nedjelja	2	0	14	114	3/nedjelja	408	9/subota	1042	501	366	192	
	II	1/petak	3	0	15	103	3/nedjelja	376	9/subota	1073	494	369	191	
	I+II	5/utorak	1	0	14	210	3/nedjelja	784	9/subota	2115	995	735	382	
April	I	1/ponedjeljak	3	0	6	77	7/nedjelja	423	30/utorak	658	474	401	135	
	II	4/četvrtak	4	0	15	82	7/nedjelja	383	26/petak	679	463	403	132	
	I+II	9/utorak	3	0	15	112	7/nedjelja	806	26/petak	1322	937	804	267	
Maj	I	1/srijeda	3	0	15	88	9/četvrtak	515	6/ponedjeljak	774	539	366	256	
	II	2/četvrtak	4	0	15	106	9/četvrtak	506	17/petak	750	521	363	252	
	I+II	8/srijeda	2	0	9	137	9/četvrtak	1021	17/petak	1465	1061	729	507	
Juni	I	4/utorak	1	0	13	102	16/nedjelja	548	30/nedjelja	813	546	419	212	632
	II	3/ponedjeljak	1	0	8	109	2/nedjelja	533	30/nedjelja	773	539	418	209	627
	I+II	5/srijeda	3	0	14	143	2/nedjelja	1101	30/nedjelja	1586	1085	838	422	1259
Juli	I	2/utorak	1	0	6	84	2/utorak	579	20/subota	745	569	494	168	663
	II	1/ponedjeljak	1	0	15	80	14/nedjelja	567	19/petak	763	565	489	164	653
	I+II	2/utorak	1	0	6	116	2/utorak	1148	19/petak	1506	1134	983	333	1316
Avgust	I	6/utorak	1	0	19	173	27/utorak	661	2/petak	1541	679	551	228	779
	II	1/četvrtak	3	0	11	173	4/nedjelja	580	2/petak	1557	671	546	225	771
	I+II	20/utorak	3	0	11	265	4/nedjelja	1243	2/petak	3098	1350	1097	453	1550
Septembar	I	1/nedjelja	1	0	6	105	17/utorak	604	20/petak	792	637	495	210	705
	II	3/utorak	1	0	14	87	17/utorak	605	27/petak	821	620	497	207	704
	I+II	6/petak	2	0	14	152	17/utorak	1209	20/petak	1587	1257	992	418	1409
Oktobar	I	1/utorak	0	0	6	84	13/nedjelja	587	25/petak	788	619	510	176	
	II	1/utorak	4	0	15	98	13/nedjelja	553	25/petak	825	615	516	172	
	I+II	2/srijeda	2	0	10	137	13/nedjelja	1140	25/petak	1613	1234	1026	348	
Novembar	I	3/nedjelja	4	0	6	96	27/srijeda	501	8/petak	859	591	443	218	
	II	1/petak	2	0	14	99	27/srijeda	495	8/petak	884	587	447	218	
	I+II	7/četvrtak	1	0	6	144	27/srijeda	996	8/petak	1743	1178	890	436	
Decembar	I	1/nedjelja	3	0	6	72	26/četvrtak	375	23/ponedjeljak	608	445	363	139	
	II	1/nedjelja	4	0	15	89	24/utorak	345	20/petak	657	438	361	140	
	I+II	2/ponedjeljak	3	0	17	136	24/utorak	726	20/petak	1260	884	724	279	
Godina	I	3.1/četvrtak	0	0	19	173	12.2/utorak	222	2.8/petak	1541	528	604	588	695
	II	2.1/srijeda	2	0	11	173	12.2/utorak	236	2.8/petak	1557	520	604	581	689
	I+II	3.1/četvrtak	0	0	11	265	12.2/utorak	458	2.8/petak	3098	1049	1208	1169	1384

BROJANJE VOZILA NA MREŽI PUTEVA U REPUBLICI SRPSKOJ – 2013. GODINA
VEHICLE COUNTING ON THE ROAD NETWORK OF THE REPUBLIC OF SRPSKA – YEAR 2013

TRAFFIC PARAMETERS

Automatic counter number
 Location / Mileage [km+m]
 Road number / Section

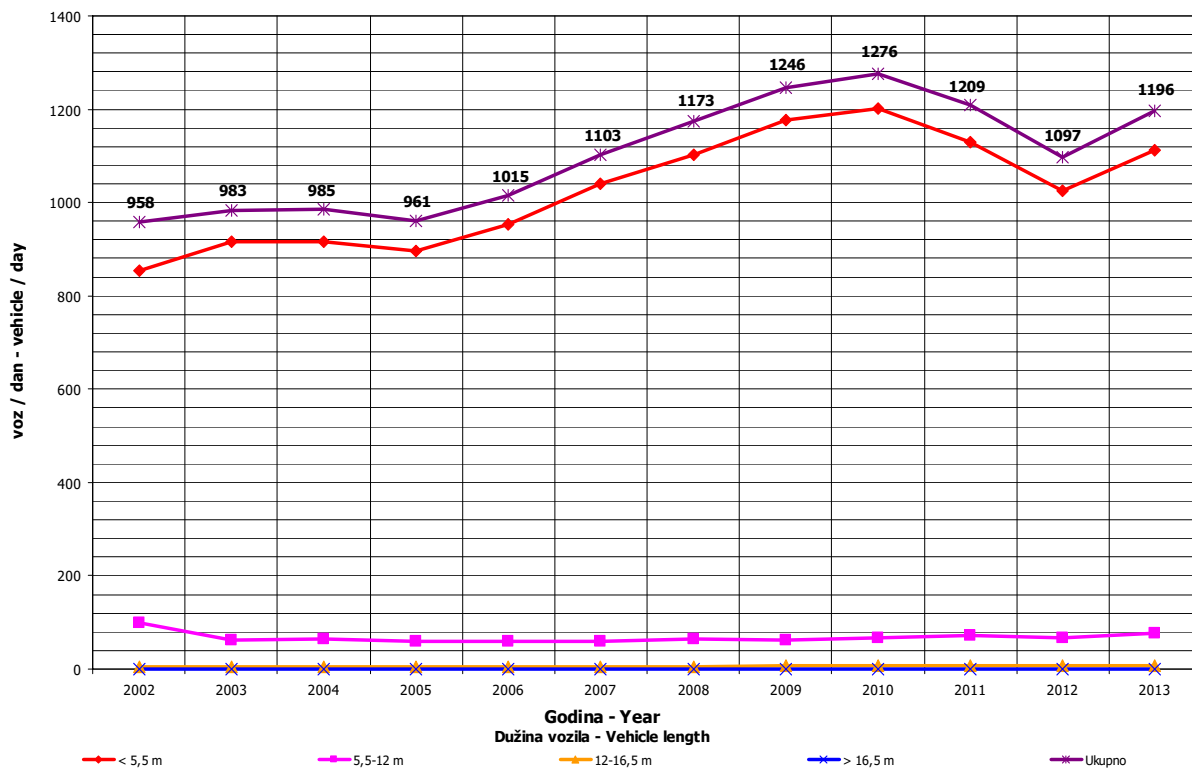
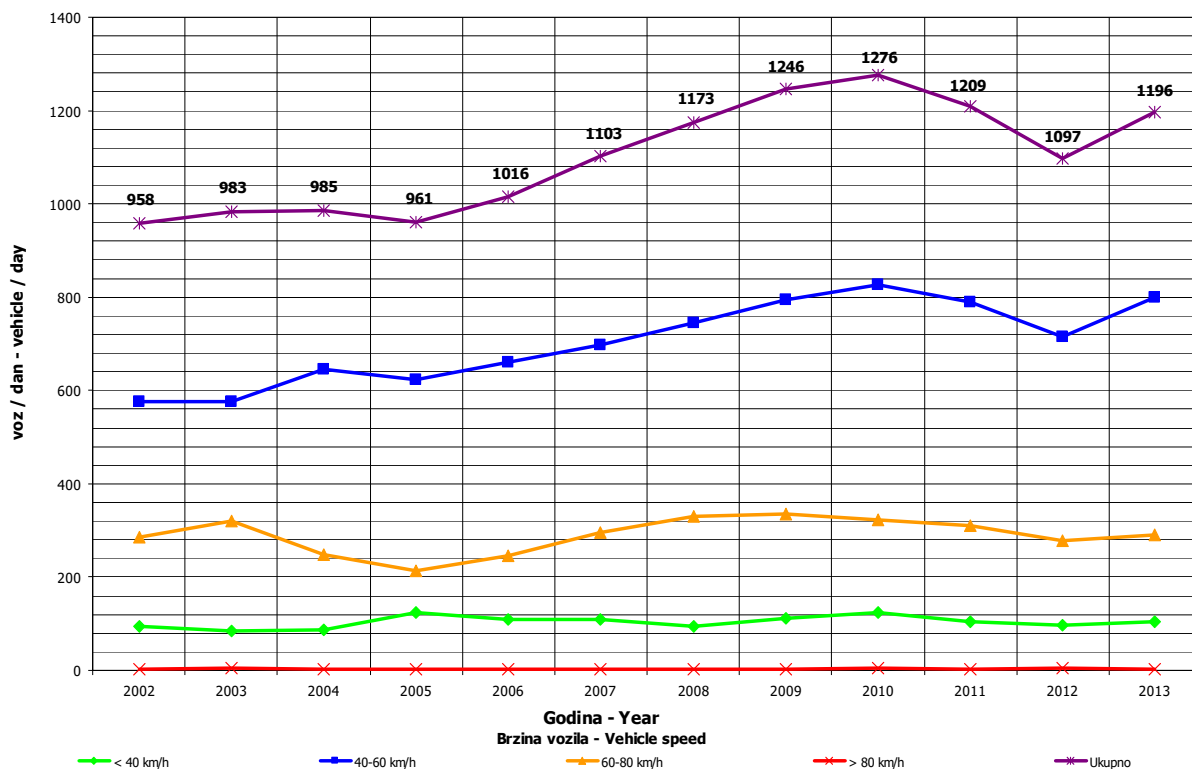
000044
 Rudo Polje / 34+434,00
 M 6.1 / Klanci - Gacko 2

Month	Direction	minimum hour		maximum hour		veh/h	minimum day		maximum day		veh/day	day time average (5-21 h)	night average (21-05 h)	working day average	weekend average	summer average
		date/day	hour	date/day	hour		date/day	veh/day								
January	I	3/Thursday	0	22/Tuesday	16	0	16/Wednesday	309	22/Tuesday	727	378	57	254	182		
	II	2/Wednesday	2	22/Tuesday	14	0	13/Sunday	302	22/Tuesday	733	381	53	253	181		
	I+II	3/Thursday	0	22/Tuesday	14	0	16/Wednesday	617	22/Tuesday	1460	760	111	507	363		
February	I	1/Friday	1	28/Thursday	6	0	12/Tuesday	222	28/Thursday	501	348	44	293	100		
	II	1/Friday	3	8/Friday	13	0	12/Tuesday	236	8/Friday	515	335	57	293	100		
	I+II	1/Friday	3	28/Thursday	6	0	12/Tuesday	458	8/Friday	1012	684	101	586	199		
March	I	3/Sunday	2	9/Saturday	14	0	3/Sunday	408	9/Saturday	1042	501	56	366	192		
	II	1/Friday	3	11/Monday	15	0	3/Sunday	376	9/Saturday	1073	494	66	369	191		
	I+II	5/Tuesday	1	9/Saturday	14	0	3/Sunday	784	9/Saturday	2115	995	122	735	382		
April	I	1/Monday	3	4/Thursday	6	0	7/Sunday	423	30/Tuesday	658	474	63	401	135		
	II	4/Thursday	4	18/Thursday	15	0	7/Sunday	383	26/Friday	679	463	72	403	132		
	I+II	9/Tuesday	3	18/Thursday	15	0	7/Sunday	806	26/Friday	1322	937	135	804	267		
May	I	1/Wednesday	3	11/Saturday	15	0	9/Thursday	515	6/Monday	774	539	82	366	256		
	II	2/Thursday	4	31/Friday	15	0	9/Thursday	506	17/Friday	750	521	94	363	252		
	I+II	8/Wednesday	2	6/Monday	9	0	9/Thursday	1021	17/Friday	1465	1061	176	729	507		
June	I	4/Thursday	1	30/Sunday	13	0	16/Sunday	548	30/Sunday	813	546	86	419	212		
	II	3/Monday	1	30/Sunday	8	0	2/Sunday	533	30/Sunday	773	539	88	418	209		
	I+II	5/Wednesday	3	30/Sunday	14	0	2/Sunday	1101	30/Sunday	1586	1085	174	838	422		
July	I	2/Tuesday	1	31/Wednesday	6	0	2/Tuesday	579	20/Saturday	745	569	94	494	168		
	II	1/Monday	1	5/Friday	15	0	14/Sunday	567	19/Friday	763	565	88	489	164		
	I+II	2/Tuesday	1	12/Friday	6	0	2/Tuesday	1148	19/Friday	1506	1134	182	983	333		
August	I	6/Tuesday	1	18/Sunday	19	0	27/Tuesday	661	2/Friday	1541	679	100	551	228		
	II	1/Thursday	3	2/Friday	11	0	4/Sunday	580	2/Friday	1557	671	100	546	225		
	I+II	20/Tuesday	3	2/Friday	11	0	4/Sunday	1243	2/Friday	3098	1350	200	1097	453		
September	I	1/Sunday	1	20/Friday	6	0	17/Tuesday	604	20/Friday	792	637	68	495	210		
	II	3/Tuesday	1	23/Monday	14	0	17/Tuesday	605	27/Friday	821	620	84	497	207		
	I+II	6/Friday	2	23/Monday	14	0	17/Tuesday	1209	20/Friday	1587	1257	152	992	418		
October	I	1/Tuesday	0	11/Friday	6	0	13/Sunday	587	25/Friday	788	619	67	510	176		
	II	1/Tuesday	4	4/Friday	15	0	13/Sunday	553	25/Friday	825	615	73	516	172		
	I+II	2/Wednesday	2	19/Saturday	10	0	13/Sunday	1140	25/Friday	1613	1234	140	1026	348		
November	I	3/Sunday	4	1/Friday	6	0	27/Wednesday	501	8/Friday	859	591	71	443	218		
	II	1/Friday	2	20/Wednesday	14	0	27/Wednesday	495	8/Friday	884	587	78	447	218		
	I+II	7/Thursday	1	1/Friday	6	0	27/Wednesday	996	8/Friday	1743	1178	148	890	436		
December	I	1/Sunday	3	13/Friday	6	0	26/Thursday	375	23/Monday	608	445	57	363	139		
	II	1/Sunday	4	13/Friday	15	0	24/Tuesday	345	20/Friday	657	438	63	361	140		
	I+II	2/Monday	3	22/Sunday	17	0	24/Tuesday	726	20/Friday	1260	884	120	724	279		
Year	I	3.1/Thursday	0	18.8/Sunday	19	0	12.2/Tuesday	222	2.8/Friday	1541	528	71	604	588		
	II	2.1/Wednesday	2	2.8/Friday	11	0	12.2/Tuesday	236	2.8/Friday	1557	520	76	604	581		
	I+II	3.1/Thursday	0	2.8/Friday	11	0	12.2/Tuesday	458	2.8/Friday	3098	1049	147	1208	1169		

GODIŠNJA NERAVNOMJERNOST SAOBRAĆAJNOG TOKA TRAFFIC FLOW ANNUAL VARIATION

Automatski brojač broj - Automatic counter number
 Lokalizet - Location / Stacionaža - Mileage [km+m]
 Broj puta - Road number / Dionica - Section

000044
 Rudo Polje / 34+434,00
 M 6.1 / Klanci - Gacko 2

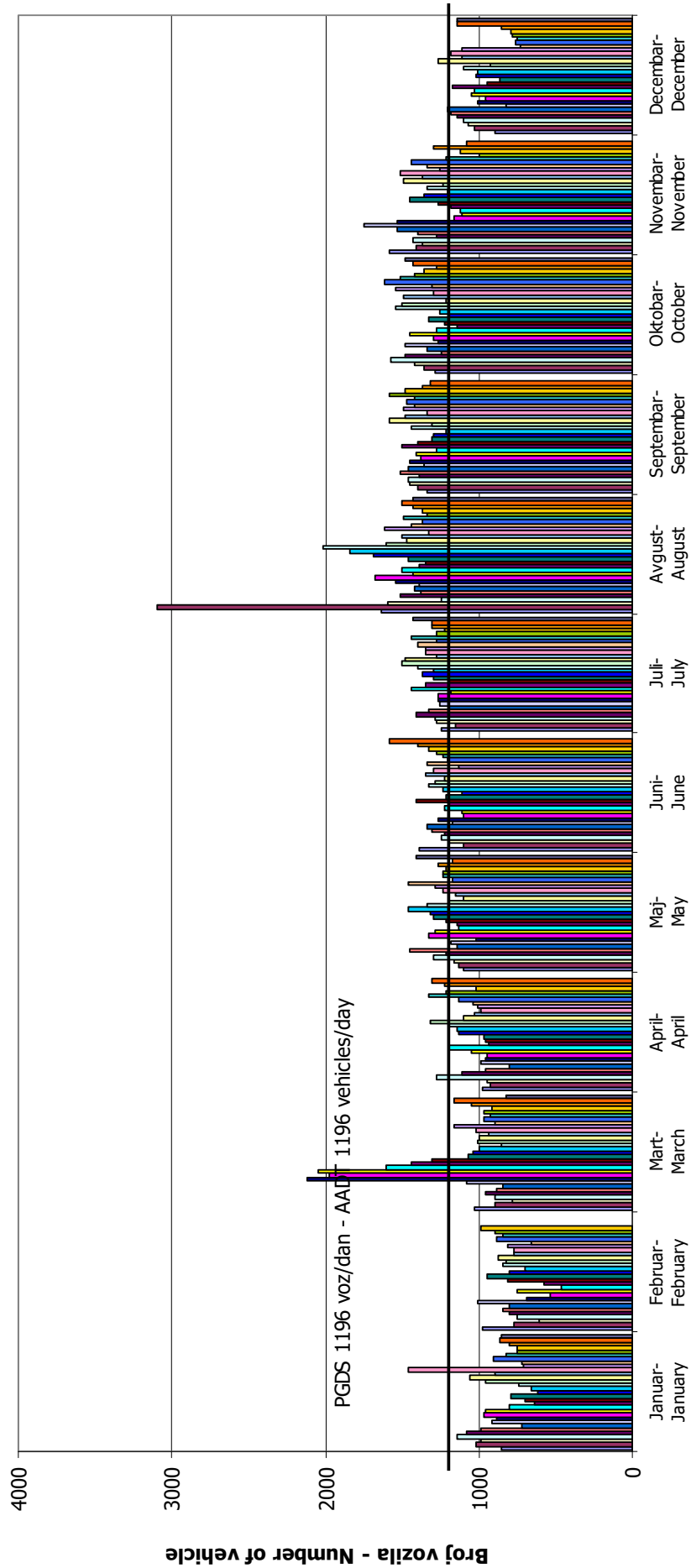


DNEVNA NERAVNOMJERNOST SAOBRAĆAJNOG TOKA
TRAFFIC FLOW DAILY VARIATION

Automatski brojač broj - Automatic counter number
 Lokalizet - Location / Stacionaža - Mileage [km+tm]
 Broj puta - Road number/ Dionica - Section

000044

Rudo Polje / 34+434,00
 M 6.1 / Klanci - Gacko 2

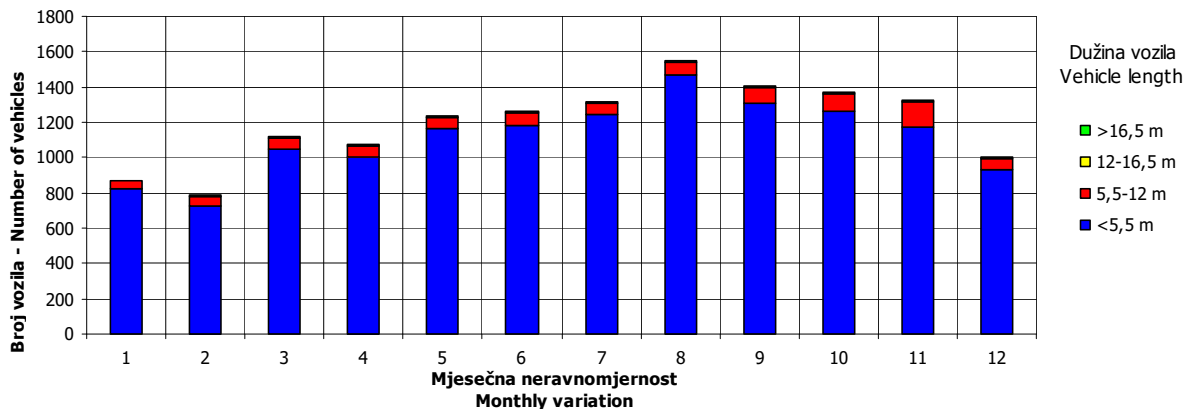
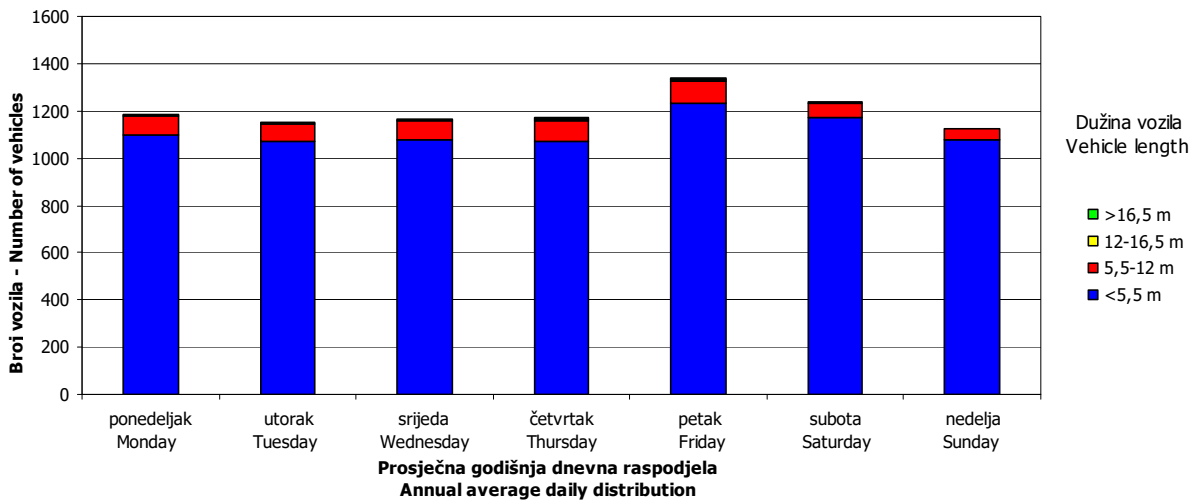
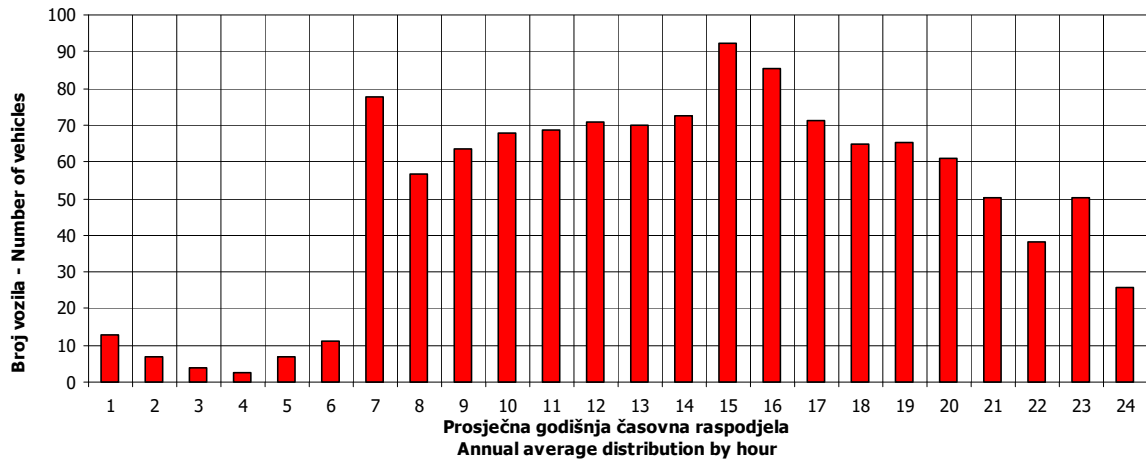


VREMENSKA RASPODJELA SAOBRAĆAJNOG TOKA TRAFFIC FLOW TIME DISTRIBUTION

Automatski brojač broj - Automatic counter number
 Lokalizet - Location / Stacionaža - Mileage [km+m]
 Broj puta - Road number / Dionica - Section

000044
 Rudo Polje / 34+434,00
 M 6.1 / Klanci - Gacko 2

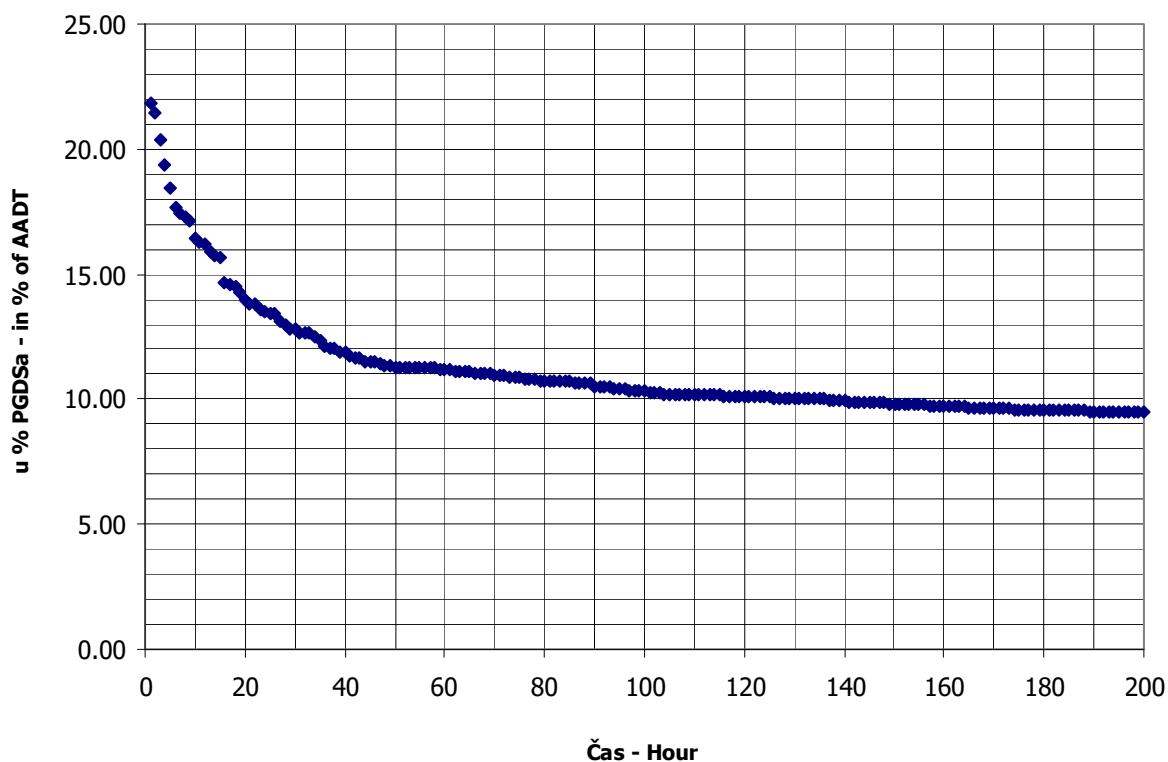
PGDS 1196 voz/dan AADT 1196 veh/day



SATNA DISTRIBUCIJA SAOBRAĆAJNOG TOKA TRAFFIC FLOW HOURLY DISTRIBUTION

Automatski brojač broj - Automatic counter number 000044
 Lokalitet - Location / Stacionaža - Mileage [km+m] Rudo Polje / 34+434,00
 Broj puta - Road number / Dionica - Section M 6.1 / Klanci - Gacko 2

PGDS - AADT	1196 voz/dan - veh/day							
Čas - Hour	Maksimalni vršni sat - Maximum peak hour	10	20	30	40	50	100	200
Sat u danu - Hour of day	11	17	12	17	14	15	14	14
Sat u godini - Hour in year	5123	1625	1644	1649	4334	1695	6422	7430
Dan - Day of week	petak - Friday	subota - Saturday	nedelja - Sunday	nedelja - Sunday	nedelja - Sunday	utorak - Tuesday	srijeda - Wednesday	srijeda - Wednesday
Datum - Date	2	9	10	10	30	12	25	6
Mjesec - Month	avgust - August	mart - March	mart - March	mart - March	juni - June	mart - March	septembar - September	novembar - November
Vrijednost - Value	265	198	168	154	143	137	125	115
% - percent	22.16	16.56	14.05	12.88	11.96	11.46	10.45	9.62



BROJANJE VOZILA NA MREŽI PUTEVA U REPUBLICI SRPSKOJ – 2013. GODINA
VEHICLE COUNTING ON THE ROAD NETWORK OF THE REPUBLIC OF SRPSKA – YEAR 2013

MJESEČNI BROJ VOZILA
MONTHLY NUMBER OF VEHICLES

Automatski brojač broj - Automatic counter number 000045
 Lokalitet - Location / Stacionaža - Mileage [km+m] Korita / 13+986,00
 Broj puta - Road number / Dionica - Section M 20 / Krivača - Avtovac 1

	Mjesec - Month											
	Januar- January	Februar- February	Mart- March	April- April	Maj- May	Jun- June	Juli- July	August- August	Septembar- September	Oktoibar- October	Novembar- November	Decembar- December
1	470	1085	955	776	1270	1010	1539	2000	1957	942	1378	744
2	725	625	826	735	1100	987	1305	2185	1541	957	990	808
3	787	522	677	727	1050	1033	1236	2475	1313	1016	1054	810
4	977	576	775	1035	1076	888	1323	2287	1356	1314	995	839
5	753	608	720	971	1090	903	1571	2370	1344	1170	935	923
6	520	674	751	780	1658	1080	1675	1830	1621	1146	967	1131
7	359	690	875	717	1128	1215	1595	1878	1548	929	1033	836
8	795	803	926	804	1049	1157	1480	1927	1616	1010	1294	678
9	749	475	810	760	866	1232	1305	2391	1474	979	1066	834
10	800	398	655	817	1212	1017	1398	2944	1321	1091	1020	834
11	833	597	722	893	974	925	1278	3173	1223	1212	987	964
12	702	528	707	1050	1031	1037	1708	2488	1311	1099	900	961
13	541	548	698	799	944	1086	1705	2096	1451	1103	872	1052
14	572	806	716	961	1118	1274	1842	1980	1291	1069	975	832
15	716	828	723	1025	997	1382	1728	2239	1424	952	1311	777
16	658	588	624	879	1012	1211	1501	2523	1264	1031	1022	962
17	570	557	629	933	1162	1159	1577	2935	1186	1044	1026	992
18	801	615	682	948	1045	1211	1571	3146	1318	1281	1016	1224
19	802	660	765	1104	986	1190	1801	2462	1220	1165	1195	1201
20	985	656	806	883	1004	1235	2174	2192	1543	1097	1259	1103
21	791	596	752	873	950	1379	2307	2071	1297	1048	825	822
22	455	705	923	905	944	1438	1795	1959	1361	992	1172	868
23	501	648	865	844	895	1613	1641	2226	1232	1032	869	897
24	829	525	749	829	1111	1311	1681	2278	1112	945	956	897
25	714	721	758	920	991	1377	1701	2468	1126	1263	1035	848
26	647	715	738	1236	945	1111	1849	1872	1310	1090	772	637
27	566	796	724	1269	914	1308	2167	1703	1505	1172	806	1054
28	590	671	840	1013	944	1474	2176	1568	1219	1057	854	944
29	658		908	1019	927	1548	1823	1644	1327	953	1078	846
30	719		907	1333	1023	1603	1788	1904	1137	1006	804	1141
31	852		609		1192		1679	1901		1081		1025
Ukupno- Total	21437	18216	23815	27838	32608	36394	51919	69115	40948	33246	30466	28484
Prosje- Average	692	1656	768	928	1052	1213	1675	2230	1365	1072	1016	919
Godišnji prosjek (PGDS) - Annual average (AADT)												1136

BROJANJE VOZILA NA MREŽI PUTEVA U REPUBLICI SRPSKOJ – 2013. GODINA
VEHICLE COUNTING ON THE ROAD NETWORK OF THE REPUBLIC OF SRPSKA – YEAR 2013

STRUKTURA SAOBRAĆAJNOG TOKA
TRAFFIC FLOW COMPOSITION

Automatski brojač broj - Automatic counter number
 Lokalitet - Location / Stacionaža - Mileage [km+m]
 Broj puta - Road number / Dionica - Section

000045
 Korita / 13+986,00
 M 20 / Krivača - Avtovac 1

Mjesec- Month	Smjer- Direction	Dužina vozila - Vehicle length								Ukupno- Total
		< 5,5 m	(%)	5,5 - 12 m	(%)	12 - 16,5 m	(%)	> 16,5 m	(%)	
Januar - January	I	10197	91.6	812	7.3	101	0.9	22	0.2	11132
	II	9494	92.1	765	7.4	44	0.4	2	0.0	10305
	ukupno - total	19691	91.9	1577	7.4	145	0.7	24	0.1	21437
Februar - February	I	8506	89.6	863	9.1	104	1.1	18	0.2	9491
	II	7857	90.1	782	9.0	83	1.0	3	0.0	8725
	ukupno - total	16363	89.8	1645	9.0	187	1.0	21	0.1	18216
Mart - March	I	11322	90.4	1038	8.3	140	1.1	21	0.2	12521
	II	10275	91.0	917	8.1	98	0.9	4	0.0	11294
	ukupno - total	21597	90.7	1955	8.2	238	1.0	25	0.1	23815
April - April	I	12182	86.5	1706	12.1	178	1.3	22	0.2	14088
	II	12091	87.9	1524	11.1	127	0.9	8	0.1	13750
	ukupno - total	24273	87.2	3230	11.6	305	1.1	30	0.1	27838
Maj - May	I	15285	90.7	1365	8.1	177	1.1	20	0.1	16847
	II	14393	91.3	1220	7.7	138	0.9	10	0.1	15761
	ukupno - total	29678	91.0	2585	7.9	315	1.0	30	0.1	32608
Juni - June	I	16430	90.6	1451	8.0	240	1.3	21	0.1	18142
	II	16712	91.6	1339	7.3	187	1.0	14	0.1	18252
	ukupno - total	33142	91.1	2790	7.7	427	1.2	35	0.1	36394
Juli - July	I	23020	92.5	1588	6.4	257	1.0	33	0.1	24898
	II	25369	93.9	1441	5.3	193	0.7	18	0.1	27021
	ukupno - total	48389	93.2	3029	5.8	450	0.9	51	0.1	51919
Avgust - August	I	33699	94.4	1638	4.6	326	0.9	38	0.1	35701
	II	31655	94.7	1489	4.5	253	0.8	17	0.1	33414
	ukupno - total	65354	94.6	3127	4.5	579	0.8	55	0.1	69115
Septembar - September	I	19834	91.1	1530	7.0	382	1.8	18	0.1	21764
	II	17396	90.7	1482	7.7	286	1.5	20	0.1	19184
	ukupno - total	37230	90.9	3012	7.4	668	1.6	38	0.1	40948
Oktobar - October	I	15721	90.2	1333	7.7	336	1.9	32	0.2	17422
	II	14380	90.9	1185	7.5	251	1.6	8	0.1	15824
	ukupno - total	30101	90.5	2518	7.6	587	1.8	40	0.1	33246
Novembar - November	I	14554	90.9	1148	7.2	291	1.8	23	0.1	16016
	II	13172	91.2	1061	7.3	206	1.4	11	0.1	14450
	ukupno - total	27726	91.0	2209	7.3	497	1.6	34	0.1	30466
Decembar - December	I	13686	90.7	1114	7.4	273	1.8	24	0.2	15097
	II	12202	91.1	981	7.3	195	1.5	9	0.1	13387
	ukupno - total	25888	90.9	2095	7.4	468	1.6	33	0.1	28484
Ukupno (godišnje) - Total (annual)	I	194436	91.2	15586	7.3	2805	1.3	292	0.1	213119
	II	184996	91.9	14186	7.0	2061	1.0	124	0.1	201367
	ukupno - total	379432	91.5	29772	7.2	4866	1.2	416	0.1	414486
Prosjeak (PGDS) - Average (AADT)	I	533	91.2	43	7.3	8	1.3	1	0.1	584
	II	507	91.9	39	7.0	6	1.0	0	0.1	552
	ukupno - total	1040	91.5	82	7.2	13	1.2	1	0.1	1136

BRONANJE VOZILA NA MREŽI PUTEVA U REPUBLICI SRPSKOJ – 2013. GODINA
VEHICLE COUNTING ON THE ROAD NETWORK OF THE REPUBLIC OF SRPSKA – YEAR 2013

SAOBRAĆAJNI POKAZATELJI

000045
 Korita / 13+986,00
 M 20 / Krivača - Avtovac 1

Automatski brojač broj
 Lokalit / Stacionaža [km+m]
 Broj puta / Dionica

Mjesec	Smjer	minimalni čas		maksimalni čas		voz/h	minimalni dan		maksimalni dan		dnevni prosjek (05-21 h)	noćni prosjek (21-05 h)	prosjek radnim danom	prosjek vikendom	ljetni prosjek
		datum/dan	čas	voz/h	datum/dan		voz/dan	datum/dan	voz/dan						
Januar	I	4/petak	3	0	4/petak	14	56	196	4/petak	510	325	34	216	143	
	II	1/utorak	0	0	20/nedjelja	9	61	163	7/ponedjeljak	500	302	31	204	128	
	I+II	4/petak	3	0	20/nedjelja	9	108	359	7/ponedjeljak	985	627	64	421	271	
Februar	I	1/petak	4	0	1/petak	14	65	201	10/nedjelja	537	309	30	257	82	
	II	1/petak	2	0	1/petak	13	79	197	10/nedjelja	548	286	26	238	73	
	I+II	9/subota	4	0	1/petak	13	117	398	10/nedjelja	1085	595	56	496	155	
Mart	I	2/subota	3	0	7/četvrtak	13	70	309	31/nedjelja	521	366	38	279	125	
	II	1/petak	1	0	1/petak	16	51	296	16/subota	434	332	33	252	112	
	I+II	3/nedjelja	1	0	7/četvrtak	13	91	609	31/nedjelja	955	698	71	531	237	
April	I	1/ponedjeljak	3	0	15/ponedjeljak	12	52	363	3/srijeda	627	423	47	349	121	
	II	1/ponedjeljak	3	0	28/nedjelja	17	65	350	2/utorak	716	412	46	336	122	
	I+II	1/ponedjeljak	3	0	30/utorak	14	102	717	7/nedjelja	1333	835	93	685	243	
Maj	I	3/petak	3	0	6/ponedjeljak	11	105	412	9/četvrtak	893	481	62	305	239	
	II	3/petak	2	0	6/ponedjeljak	18	81	423	4/subota	765	448	60	293	216	
	I+II	21/utorak	2	0	6/ponedjeljak	9	154	866	9/četvrtak	1658	930	122	598	454	
Juni	I	4/utorak	2	0	9/nedjelja	11	84	461	4/utorak	817	522	83	386	218	605
	II	9/nedjelja	5	0	22/subota	8	75	427	4/utorak	802	538	71	387	221	608
	I+II	4/utorak	2	1	30/nedjelja	18	138	888	4/utorak	1613	1060	154	774	439	1213
Juli	I	2/utorak	3	0	27/subota	13	96	588	3/srijeda	1100	696	107	564	240	803
	II	1/ponedjeljak	2	2	21/nedjelja	9	168	638	9/utorak	1228	764	108	607	265	872
	I+II	2/utorak	3	3	21/nedjelja	9	241	1236	3/srijeda	2307	1460	215	1170	505	1675
Avgust	I	30/petak	1	0	18/nedjelja	12	153	887	29/četvrtak	1680	1016	136	758	393	1152
	II	21/srijeda	1	1	11/nedjelja	8	143	641	27/utorak	1601	949	129	710	368	1078
	I+II	28/srijeda	3	3	10/subota	11	240	1568	28/srijeda	3173	1965	265	1468	762	2230
Septembar	I	14/subota	2	0	1/nedjelja	11	98	567	24/utorak	1047	652	73	493	233	725
	II	4/srijeda	1	0	20/petak	16	83	530	28/subota	910	576	63	438	202	639
	I+II	4/srijeda	1	2	1/nedjelja	14	139	1112	24/utorak	1957	1229	136	930	435	1365
Oktobar	I	2/srijeda	3	0	11/petak	15	62	488	24/četvrtak	692	507	55	411	151	
	II	3/četvrtak	3	0	4/petak	15	77	438	7/ponedjeljak	622	461	49	369	141	
	I+II	10/četvrtak	2	0	11/petak	15	123	929	7/ponedjeljak	1314	968	104	781	292	
Novembar	I	21/četvrtak	2	0	20/srijeda	16	65	410	26/utorak	739	478	56	371	163	
	II	4/ponedjeljak	1	0	1/petak	15	81	362	26/utorak	639	439	43	324	158	
	I+II	26/utorak	2	0	1/petak	15	122	772	26/utorak	1378	917	99	694	321	
Decembar	I	1/nedjelja	3	0	19/četvrtak	10	65	337	8/nedjelja	655	439	48	362	125	
	II	1/nedjelja	5	0	19/četvrtak	9	83	284	26/četvrtak	586	394	38	320	112	
	I+II	10/utorak	1	0	19/četvrtak	9	133	637	26/četvrtak	1224	833	86	682	237	
Godina	I	4.1/petak	3	0	18.8/nedjelja	12	153	196	7.1/ponedjeljak	1680	520	64	580	593	824
	II	1.1/utorak	0	0	21.7/nedjelja	9	168	163	11.8/nedjelja	1601	493	58	546	563	802
	I+II	4.1/petak	3	0	21.7/nedjelja	9	241	359	11.8/nedjelja	3173	1013	123	1126	1156	1626

BROJANJE VOZILA NA MREŽI PUTEVA U REPUBLICI SRPSKOJ – 2013. GODINA
VEHICLE COUNTING ON THE ROAD NETWORK OF THE REPUBLIC OF SRPSKA – YEAR 2013

TRAFFIC PARAMETERS

Automatic counter number
 Location / Mileage [km+m]
 Road number / Section

000045

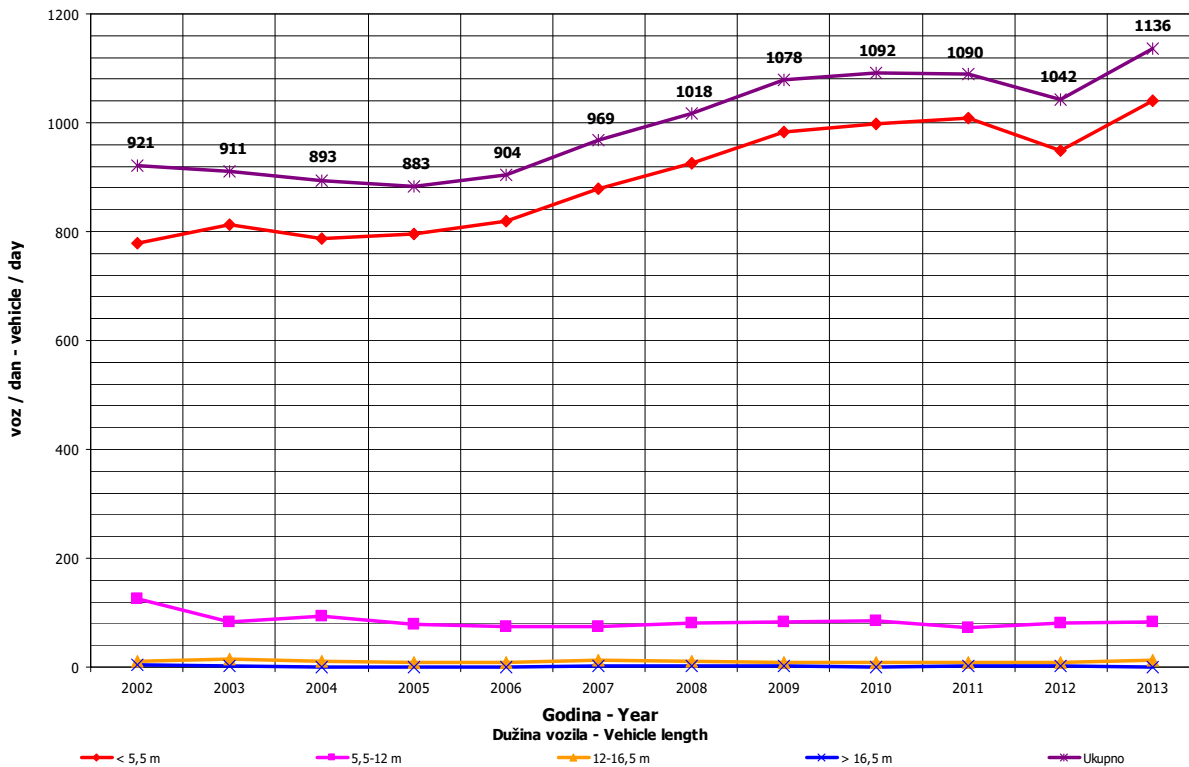
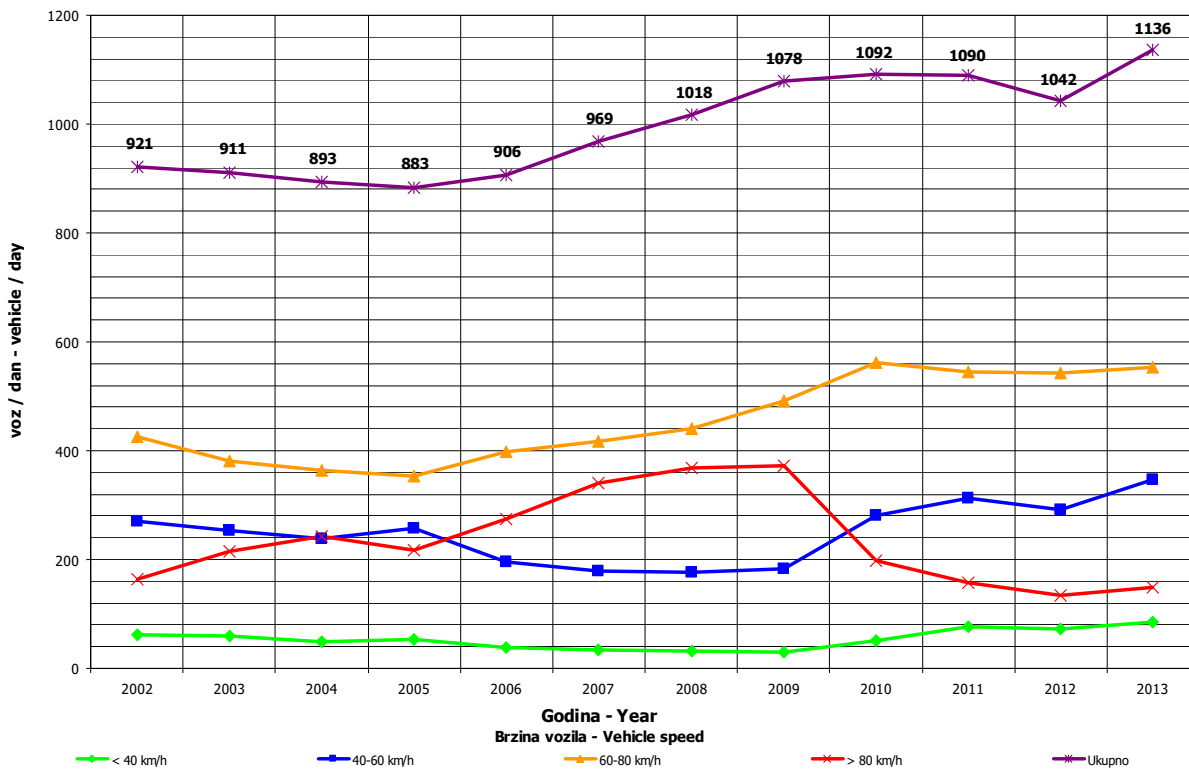
Korita / 13+986,00
 M 20 / Krivača - Avtovac 1

Month	Direction	minimum hour		maximum hour		veh/h	minimum day		maximum day		day time average (5-21 h)	night average (21-05 h)	working day average	weekend average	summer average
		date/day	hour	date/day	hour		date/day	veh/day	date/day	veh/day					
January	I	4/Friday	3	4/Friday	14	0	7/Monday	196	4/Friday	510	325	34	216	143	
	II	1/Tuesday	0	20/Sunday	9	0	7/Monday	163	20/Sunday	500	302	31	204	128	
	I+II	4/Friday	3	20/Sunday	9	0	7/Monday	359	20/Sunday	985	627	64	421	271	
February	I	1/Friday	4	1/Friday	14	0	10/Sunday	201	1/Friday	537	309	30	257	82	
	II	1/Friday	2	1/Friday	13	0	10/Sunday	197	1/Friday	548	286	26	238	73	
	I+II	9/Saturday	4	1/Friday	13	0	10/Sunday	398	1/Friday	1085	595	56	496	155	
March	I	2/Saturday	3	7/Thursday	13	0	31/Sunday	309	1/Friday	521	366	38	279	125	
	II	1/Friday	1	1/Friday	16	0	16/Saturday	296	1/Friday	434	332	33	252	112	
	I+II	3/Sunday	1	7/Thursday	13	0	31/Sunday	609	1/Friday	955	698	71	531	237	
April	I	1/Monday	3	15/Monday	12	0	3/Wednesday	363	26/Friday	627	423	47	349	121	
	II	1/Monday	3	28/Sunday	17	0	2/Tuesday	350	30/Tuesday	716	412	46	336	122	
	I+II	1/Monday	3	30/Tuesday	14	0	7/Sunday	717	30/Tuesday	1333	835	93	685	243	
May	I	3/Friday	3	6/Monday	11	0	9/Thursday	412	6/Monday	893	481	62	305	239	
	II	3/Friday	2	6/Monday	18	0	4/Saturday	423	6/Monday	765	448	60	293	216	
	I+II	21/Tuesday	2	6/Monday	9	0	9/Thursday	866	6/Monday	1658	930	122	598	454	
June	I	4/Tuesday	2	9/Sunday	11	0	4/Tuesday	461	23/Sunday	817	522	83	386	218	605
	II	9/Sunday	5	22/Saturday	8	0	4/Tuesday	427	30/Sunday	802	538	71	387	221	608
	I+II	4/Tuesday	2	30/Sunday	18	1	4/Tuesday	888	23/Sunday	1613	1060	154	774	439	1213
July	I	2/Tuesday	3	27/Saturday	13	0	3/Wednesday	588	28/Sunday	1100	696	107	564	240	803
	II	1/Monday	2	21/Sunday	9	0	9/Tuesday	638	20/Saturday	1228	764	108	607	265	872
	I+II	2/Tuesday	3	21/Sunday	9	0	3/Wednesday	1236	21/Sunday	2307	1460	215	1170	505	1675
August	I	30/Friday	1	18/Sunday	12	0	29/Thursday	887	18/Sunday	1680	1016	136	758	393	1152
	II	21/Wednesday	1	11/Sunday	8	0	27/Tuesday	641	11/Sunday	1601	949	129	710	368	1078
	I+II	28/Wednesday	3	10/Saturday	11	0	28/Wednesday	1568	11/Sunday	3173	1965	265	1468	762	2230
September	I	14/Saturday	2	1/Sunday	11	0	24/Tuesday	567	1/Sunday	1047	652	73	493	233	725
	II	4/Wednesday	1	20/Friday	16	0	28/Saturday	530	1/Sunday	910	576	63	438	202	639
	I+II	4/Wednesday	1	1/Sunday	14	0	24/Tuesday	1112	1/Sunday	1957	1229	136	930	435	1365
October	I	2/Wednesday	3	11/Friday	15	0	24/Thursday	488	4/Friday	692	507	55	411	151	
	II	3/Thursday	3	4/Friday	15	0	7/Monday	438	4/Friday	622	461	49	369	141	
	I+II	10/Thursday	2	11/Friday	15	0	7/Monday	929	4/Friday	1314	968	104	781	292	
November	I	21/Thursday	2	20/Wednesday	16	0	26/Tuesday	410	1/Friday	739	478	56	371	163	
	II	4/Monday	1	1/Friday	15	0	26/Tuesday	362	1/Friday	639	439	43	324	158	
	I+II	26/Tuesday	2	1/Friday	15	0	26/Tuesday	772	1/Friday	1378	917	99	694	321	
December	I	1/Sunday	3	19/Thursday	10	0	8/Sunday	337	18/Wednesday	655	439	48	362	125	
	II	10/Tuesday	5	19/Thursday	9	0	26/Thursday	284	19/Thursday	586	394	38	320	112	
	I+II	10/Tuesday	1	19/Thursday	9	0	26/Thursday	637	18/Wednesday	1224	833	86	682	237	
Year	I	4.1/Friday	3	18.8/Sunday	12	0	7.1/Monday	196	18.8/Sunday	1680	520	64	580	593	824
	II	1.1/Tuesday	0	21.7/Sunday	9	0	7.1/Monday	163	11.8/Sunday	1601	493	58	546	563	802
	I+II	4.1/Friday	3	21.7/Sunday	9	0	7.1/Monday	359	11.8/Sunday	3173	1013	123	1126	1156	1626

GODIŠNJA NERAVNOMJERNOST SAOBRAĆAJNOG TOKA TRAFFIC FLOW ANNUAL VARIATION

Automatski brojač broj - Automatic counter number
 Lokalizet - Location / Stacionaža - Mileage [km+m]
 Broj puta - Road number / Dionica - Section

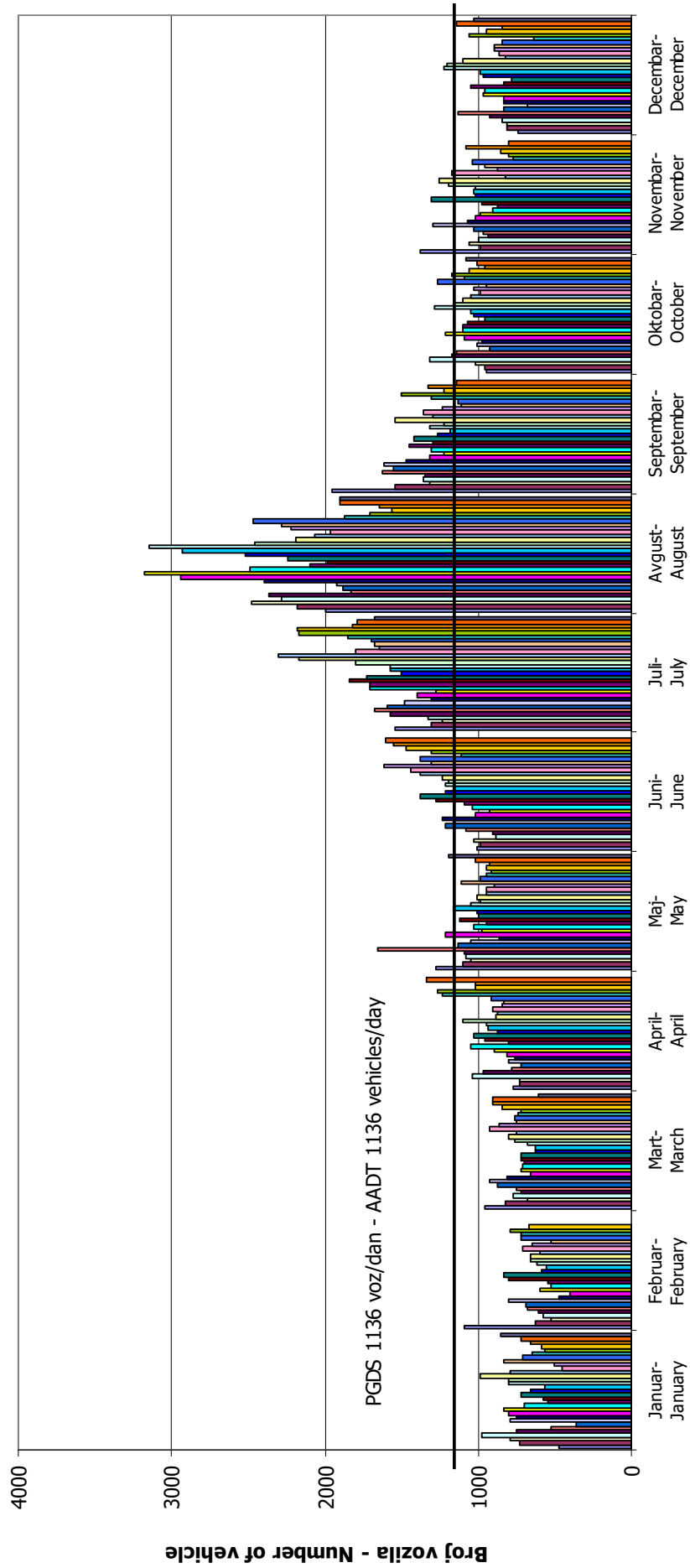
000045
 Korita / 13+986,00
 M 20 / Krivača - Avtovac 1



**DNEVNA NERAVNOMJERNOST SAOBRAĆAJNOG TOKA
 TRAFFIC FLOW DAILY VARIATION**

Automatski brojač broj - Automatic counter number
 Lokalityet - Location / Stacionaža - Mileage [km+m]
 Broj puta - Road number/ Dionica - Section

000045
 Korita / 13+986,00
 M 20 / Krivača - Avtovac 1

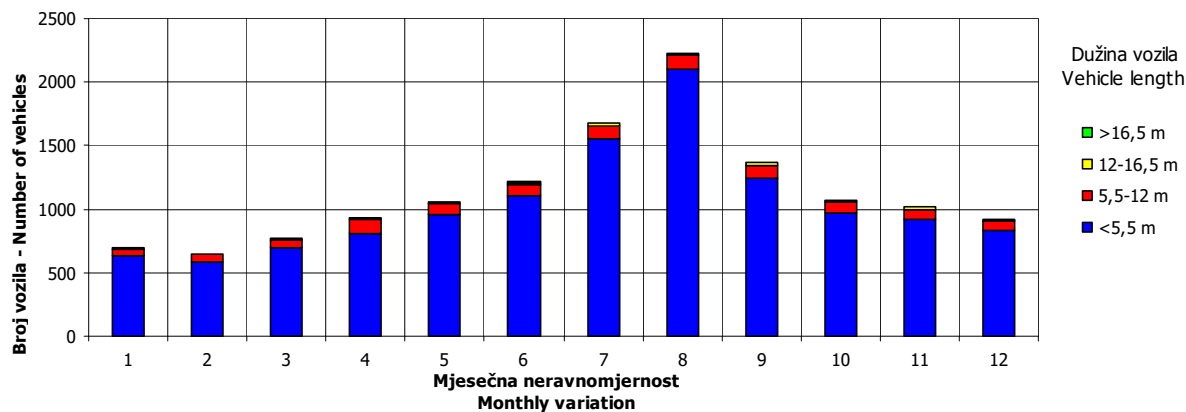
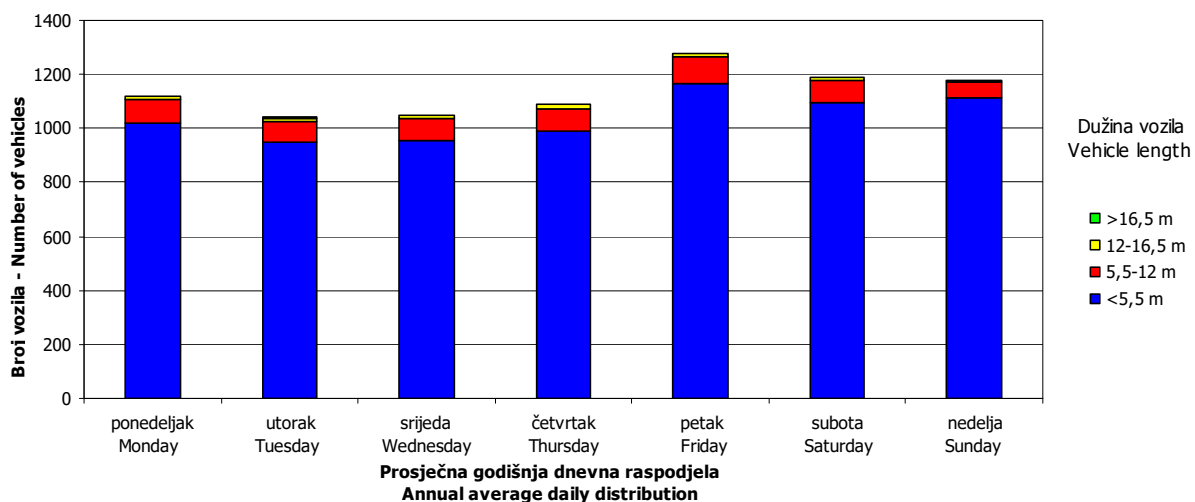
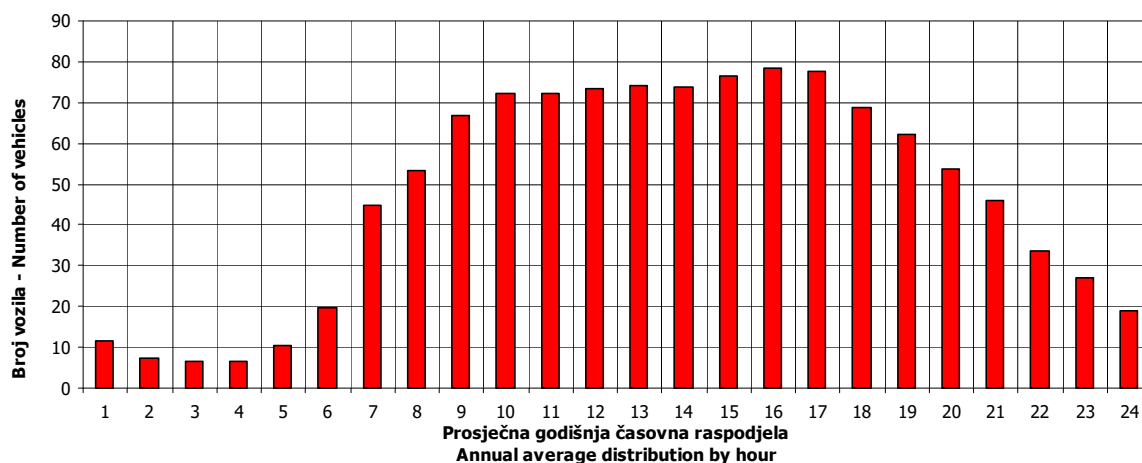


VREMENSKA RASPODJELA SAOBRAĆAJNOG TOKA TRAFFIC FLOW TIME DISTRIBUTION

Automatski brojač broj - Automatic counter number
 Lokalitet - Location / Stacionaža - Mileage [km+m]
 Broj puta - Road number / Dionica - Section

000045
 Korita / 13+986,00
 M 20 / Krivača - Avtovac 1

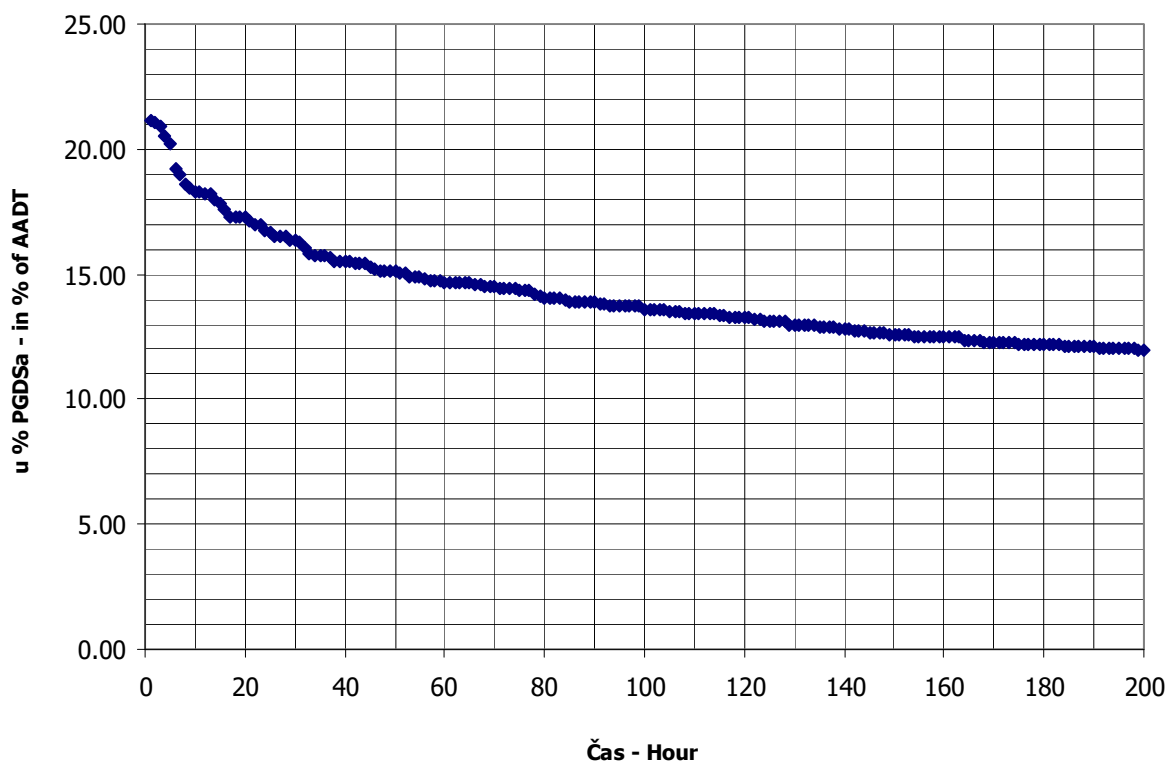
PGDS 1136 voz/dan AADT 1136 veh/day



SATNA DISTRIBUCIJA SAOBRAĆAJNOG TOKA TRAFFIC FLOW HOURLY DISTRIBUTION

Automatski brojač broj - Automatic counter number 000045
 Lokalitet - Location / Stacionaža - Mileage [km+m] Korita / 13+986,00
 Broj puta - Road number / Dionica - Section M 20 / Krivača - Avtovac 1

PGDS - AADT	1136 voz/dan - veh/day							
Čas - Hour	Maksimalni vršni sat - Maximum peak hour	10	20	30	40	50	100	200
Sat u danu - Hour of day	9	11	9	11	7	14	10	13
Sat u godini - Hour in year	4833	5507	5505	5483	5479	5462	5002	5557
Dan - Day of week	nedelja - Sunday	nedelja - Sunday	nedelja - Sunday	subota - Saturday	subota - Saturday	petak - Friday	nedelja - Sunday	utorak - Tuesday
Datum - Date	21	18	18	17	17	16	28	20
Mjesec - Month	juli - July	avgust - August	avgust - August	avgust - August	avgust - August	avgust - August	juli - July	avgust - August
Vrijednost - Value	241	208	195	185	177	171	155	136
% - percent	21.22	18.32	17.17	16.29	15.59	15.06	13.65	11.98



BROJANJE VOZILA NA MREŽI PUTEVA U REPUBLICI SRPSKOJ – 2013. GODINA
VEHICLE COUNTING ON THE ROAD NETWORK OF THE REPUBLIC OF SRPSKA – YEAR 2013

MJESEČNI BROJ VOZILA
MONTHLY NUMBER OF VEHICLES

Automatski brojač broj - Automatic counter number
 Lokalizet - Location / Stacionaža - Mileage [km+m]
 Broj puta - Road number / Dionica - Section

000046
 Aleksina Međa / 6+772,00
 M 20 / Duži - Aleksina Međa

	Mjesec - Month											
	Januar- January	Februar- February	Mart- March	April- April	Maj- May	Jun- June	Juli- July	August- August	Septembar- September	Oktober- October	Novembar- November	Decembar- December
1	1174	1625	1464	1830	2528	2007	2141	2981	2479	1908	2085	1565
2	1396	1518	1962	1352	2315	1612	2345	2775	2237	2044	1935	1596
3	1647	1218	1614	1486	1975	1781	2627	3378	2311	2094	1533	1607
4	1810	1428	1719	1754	2469	1743	2434	2948	2390	2129	1586	1478
5	1908	1460	1693	1844	1955	1712	2500	3197	2408	2290	1514	1447
6	1554	1444	1498	1890	1826	1697	2682	3109	2425	1643	1784	1637
7	1289	1573	1438	1339	1805	2030	2252	3039	2642	1868	1776	1628
8	1300	1588	1692	1685	2067	2277	2395	3003	2507	2188	1738	1246
9	1505	1409	1782	1559	1944	1956	2376	3225	2016	1658	2000	1393
10	1439	843	1296	1783	2052	1854	2455	3092	2076	1781	1558	1470
11	1457	1264	1565	1869	2186	2001	2457	2994	2025	1809	1418	1622
12	1648	1115	1332	1890	1465	2156	2552	3221	2139	2140	1635	1585
13	1044	1253	1286	2055	1935	2095	2936	3100	2316	1825	1725	1656
14	976	1544	1161	1646	2037	2378	2488	3149	2584	2105	1712	1612
15	1162	1582	1545	1852	1821	2563	2788	2740	2112	2011	1715	1130
16	1333	1796	1656	1723	1493	2064	2748	3254	1941	1730	1827	1551
17	1177	1328	1526	1804	2030	2347	2716	3626	1915	1984	1586	1318
18	1225	1405	1442	1738	2177	2375	2926	2977	2099	2058	1817	1595
19	1517	1388	1491	1816	1661	2523	2959	2680	1899	2338	1755	1332
20	1497	1412	1668	2097	2063	2386	3277	2952	2158	1944	1594	1570
21	1220	1261	1406	1624	2108	2565	2775	2656	2351	1957	1482	1530
22	1389	1462	1708	1564	1779	2854	2930	2895	1902	1910	1567	1250
23	1030	1610	1957	1803	1819	2507	2904	3122	2176	1908	1866	1211
24	1199	931	1464	1892	1970	2484	2912	2935	2112	1705	1435	1355
25	1443	1473	1532	1932	2110	2327	2969	2749	2129	1945	1551	1526
26	1555	1484	1467	1917	1486	2604	3167	2299	1932	2212	1541	1468
27	1235	1425	1623	2193	1816	2317	3363	2167	2047	1574	1261	1611
28	1520	1499	1753	1662	1810	2394	2996	2066	2450	1707	1441	1762
29	1472		1619	2065	1982	2478	3206	2365	1690	1859	1609	1465
30	1475		1744	2199	2112	2289	3021	2493	1708	1826	1762	1912
31	1469		1148		1896		2777	2805		1863		1588
Ukupno- Total	43065	39338	48251	53863	60692	66376	85074	89992	65176	60013	49808	46716
Prosje- Average	1389	3576	1556	1795	1958	2213	2744	2903	2173	1936	1660	1507
Godišnji prosjek (PGDS) - Annual average (AADT)												1941

BROJANJE VOZILA NA MREŽI PUTEVA U REPUBLICI SRPSKOJ – 2013. GODINA
VEHICLE COUNTING ON THE ROAD NETWORK OF THE REPUBLIC OF SRPSKA – YEAR 2013

STRUKTURA SAOBRAĆAJNOG TOKA
TRAFFIC FLOW COMPOSITION

Automatski brojač broj - Automatic counter number
 Lokalitet - Location / Stacionaža - Mileage [km+m]
 Broj puta - Road number / Dionica - Section

000046
 Aleksina Međa / 6+772,00
 M 20 / Duži - Aleksina Međa

Mjesec - Month	Smjer - Direction	Dužina vozila - Vehicle length								Ukupno - Total
		< 5,5 m	(%)	5,5 - 12 m	(%)	12 - 16,5 m	(%)	< 16,5 m	(%)	
Januar - January	I	21118	97.7	475	2.2	14	0.1	1	0.0	21608
	II	20837	97.1	613	2.9	7	0.0	0	0.0	21457
	ukupno - total	41955	97.4	1088	2.5	21	0.0	1	0.0	43065
Februar - February	I	19165	97.4	493	2.5	27	0.1	1	0.0	19686
	II	18952	96.4	684	3.5	14	0.1	2	0.0	19652
	ukupno - total	38117	96.9	1177	3.0	41	0.1	3	0.0	39338
Mart - March	I	23698	97.4	593	2.4	29	0.1	1	0.0	24321
	II	23124	96.6	782	3.3	23	0.1	1	0.0	23930
	ukupno - total	46822	97.0	1375	2.8	52	0.1	2	0.0	48251
April - April	I	25941	96.8	814	3.0	49	0.2	1	0.0	26805
	II	25986	96.0	1029	3.8	43	0.2	0	0.0	27058
	ukupno - total	51927	96.4	1843	3.4	92	0.2	1	0.0	53863
Maj - May	I	29605	97.3	778	2.6	33	0.1	2	0.0	30418
	II	29237	96.6	1001	3.3	36	0.1	0	0.0	30274
	ukupno - total	58842	97.0	1779	2.9	69	0.1	2	0.0	60692
Juni - June	I	32066	97.1	914	2.8	54	0.2	6	0.0	33040
	II	32128	96.4	1160	3.5	44	0.1	4	0.0	33336
	ukupno - total	64194	96.7	2074	3.1	98	0.1	10	0.0	66376
Juli - July	I	41430	97.8	880	2.1	52	0.1	4	0.0	42366
	II	41548	97.3	1104	2.6	51	0.1	5	0.0	42708
	ukupno - total	82978	97.5	1984	2.3	103	0.1	9	0.0	85074
Avgust - August	I	43992	97.8	951	2.1	52	0.1	3	0.0	44998
	II	43791	97.3	1153	2.6	46	0.1	4	0.0	44994
	ukupno - total	87783	97.5	2104	2.3	98	0.1	7	0.0	89992
Septembar - September	I	31561	96.8	971	3.0	82	0.3	7	0.0	32621
	II	31285	96.1	1218	3.7	49	0.2	3	0.0	32555
	ukupno - total	62846	96.4	2189	3.4	131	0.2	10	0.0	65176
Oktobar - October	I	29097	96.7	902	3.0	80	0.3	3	0.0	30082
	II	28713	95.9	1146	3.8	72	0.2	0	0.0	29931
	ukupno - total	57810	96.3	2048	3.4	152	0.3	3	0.0	60013
Novembar - November	I	24190	97.2	647	2.6	56	0.2	1	0.0	24894
	II	24000	96.3	848	3.4	64	0.3	2	0.0	24914
	ukupno - total	48190	96.8	1495	3.0	120	0.2	3	0.0	49808
Decembar - December	I	22850	97.5	544	2.3	41	0.2	3	0.0	23438
	II	22510	96.7	724	3.1	42	0.2	2	0.0	23278
	ukupno - total	45360	97.1	1268	2.7	83	0.2	5	0.0	46716
Ukupno (godišnje) - Total (annual)	I	344713	97.3	8962	2.5	569	0.2	33	0.0	354277
	II	342111	96.6	11462	3.2	491	0.1	23	0.0	354087
	ukupno - total	686824	97.0	20424	2.9	1060	0.1	56	0.0	708364
Prosjek (PGDS) - Average (AADT)	I	944	97.3	25	2.5	2	0.2	0	0.0	971
	II	937	96.6	31	3.2	1	0.1	0	0.0	970
	ukupno - total	1882	97.0	56	2.9	3	0.1	0	0.0	1941

BRONANJE VOZILA NA MREŽI PUTEVA U REPUBLICI SRPSKOJ – 2013. GODINA
VEHICLE COUNTING ON THE ROAD NETWORK OF THE REPUBLIC OF SRPSKA – YEAR 2013

SAOBRAĆAJNI POKAZATELJI

000046
 Aleksina Međa / 6+772,00
 M 20 / Duži - Aleksina Međa

Automatski brojač broj
 Lokaliteta / Stacionaža [km+m]
 Broj puta / Dionica

Mjesec	Smjer	minimalni čas		maksimalni čas		minimalni dan		maksimalni dan		dnevni prosjek (05-21 h)	noćni prosjek (21-05 h)	prosjek radnim danom	prosjek vikendom	ljetni prosjek
		datum/dan	čas	voz/h	voz/dan	datum/dan	voz/dan	datum/dan	voz/dan					
Januar	I	2/srijeda	4	0	4/petak	10	85	14/ponedjeljak	474	957	634	401	296	
	II	3/četvrtak	3	0	5/subota	14	107	14/ponedjeljak	502	951	624	398	294	
	I+II	8/utorak	4	0	5/subota	14	189	14/ponedjeljak	976	1908	1258	799	590	
Februar	I	2/subota	4	0	16/subota	10	87	10/nedjelja	409	896	657	513	190	
	II	1/petak	1	0	23/subota	14	121	10/nedjelja	434	900	643	511	191	
	I+II	5/utorak	3	0	23/subota	14	191	10/nedjelja	843	1796	1300	1024	380	
Mart	I	1/petak	4	0	18/ponedjeljak	16	100	14/četvrtak	572	1020	734	520	264	
	II	1/petak	4	0	18/ponedjeljak	14	112	31/nedjelja	559	961	709	515	257	
	I+II	1/petak	4	0	9/subota	10	176	31/nedjelja	1148	1962	1444	113	1036	521
April	I	1/ponedjeljak	1	0	27/subota	17	92	2/utorak	653	1101	823	652	242	
	II	1/ponedjeljak	1	0	23/utorak	14	107	7/nedjelja	684	1114	820	660	242	
	I+II	1/ponedjeljak	1	0	20/subota	14	173	7/nedjelja	1339	2199	1642	1312	484	
Maj	I	6/ponedjeljak	2	0	4/subota	10	111	26/nedjelja	731	1311	881	556	425	
	II	2/četvrtak	2	0	1/srijeda	13	127	12/nedjelja	727	1417	872	560	417	
	I+II	16/četvrtak	4	0	1/srijeda	13	207	12/nedjelja	1465	2528	1753	205	1116	842
Juni	I	8/subota	3	0	23/nedjelja	19	177	2/nedjelja	790	1416	962	725	376	1101
	II	3/ponedjeljak	3	0	15/subota	15	136	2/nedjelja	822	1438	980	734	377	1111
	I+II	10/ponedjeljak	3	0	23/nedjelja	19	242	2/nedjelja	1612	2854	1942	1459	754	2213
Juli	I	5/petak	2	0	25/četvrtak	19	203	1/ponedjeljak	1058	1697	1196	1000	367	1367
	II	1/ponedjeljak	2	0	27/subota	13	156	1/ponedjeljak	1083	1666	1213	1010	368	1378
	I+II	9/utorak	2	0	25/četvrtak	19	275	1/ponedjeljak	2141	3363	2409	2010	734	2744
Avgust	I	22/četvrtak	2	0	17/subota	19	222	28/srijeda	1039	1826	1288	1003	449	1452
	II	12/ponedjeljak	2	0	17/subota	14	188	28/srijeda	1027	1800	1286	1013	438	1451
	I+II	22/četvrtak	2	0	17/subota	19	316	28/srijeda	2066	3626	2574	2016	887	2903
Septembar	I	9/ponedjeljak	2	0	8/nedjelja	18	215	30/ponedjeljak	835	1315	996	740	348	1087
	II	11/srijeda	1	0	8/nedjelja	11	152	29/nedjelja	835	1327	980	742	343	1085
	I+II	13/petak	2	0	8/nedjelja	18	270	29/nedjelja	1690	2842	1977	1482	691	2173
Oktobar	I	3/četvrtak	3	0	19/subota	10	133	27/nedjelja	782	1178	902	711	259	
	II	10/četvrtak	1	0	8/utorak	15	112	27/nedjelja	792	1160	884	710	256	
	I+II	11/petak	2	0	19/subota	10	214	27/nedjelja	1574	2338	1785	1421	515	
Novembar	I	6/srijeda	2	0	1/petak	10	107	27/srijeda	636	1066	769	547	282	
	II	3/nedjelja	2	0	30/subota	14	107	27/srijeda	625	1019	759	547	284	
	I+II	6/srijeda	2	0	1/petak	13	180	27/srijeda	1261	2085	1528	1094	566	
Decembar	I	1/nedjelja	4	0	1/nedjelja	15	115	15/nedjelja	566	964	701	542	214	
	II	1/nedjelja	4	0	12/četvrtak	14	125	15/nedjelja	564	948	688	63	539	212
	I+II	1/nedjelja	4	0	12/četvrtak	14	192	15/nedjelja	1130	1912	1389	118	1082	425
Godina	I	21/srijeda	4	0	17/8/subota	19	222	10.2/nedjelja	409	1826	880	90	964	1254
	II	3.1/četvrtak	3	0	17.8/subota	14	188	10.2/nedjelja	434	1800	873	97	968	1259
	I+II	8.1/utorak	4	0	17.8/subota	19	316	10.2/nedjelja	843	3626	1753	1932	1960	2513

BROJANJE VOZILA NA MREŽI PUTEVA U REPUBLICI SRPSKOJ – 2013. GODINA
VEHICLE COUNTING ON THE ROAD NETWORK OF THE REPUBLIC OF SRPSKA – YEAR 2013

TRAFFIC PARAMETERS

Automatic counter number
 Location / Mileage [km+m]
 Road number / Section

000046

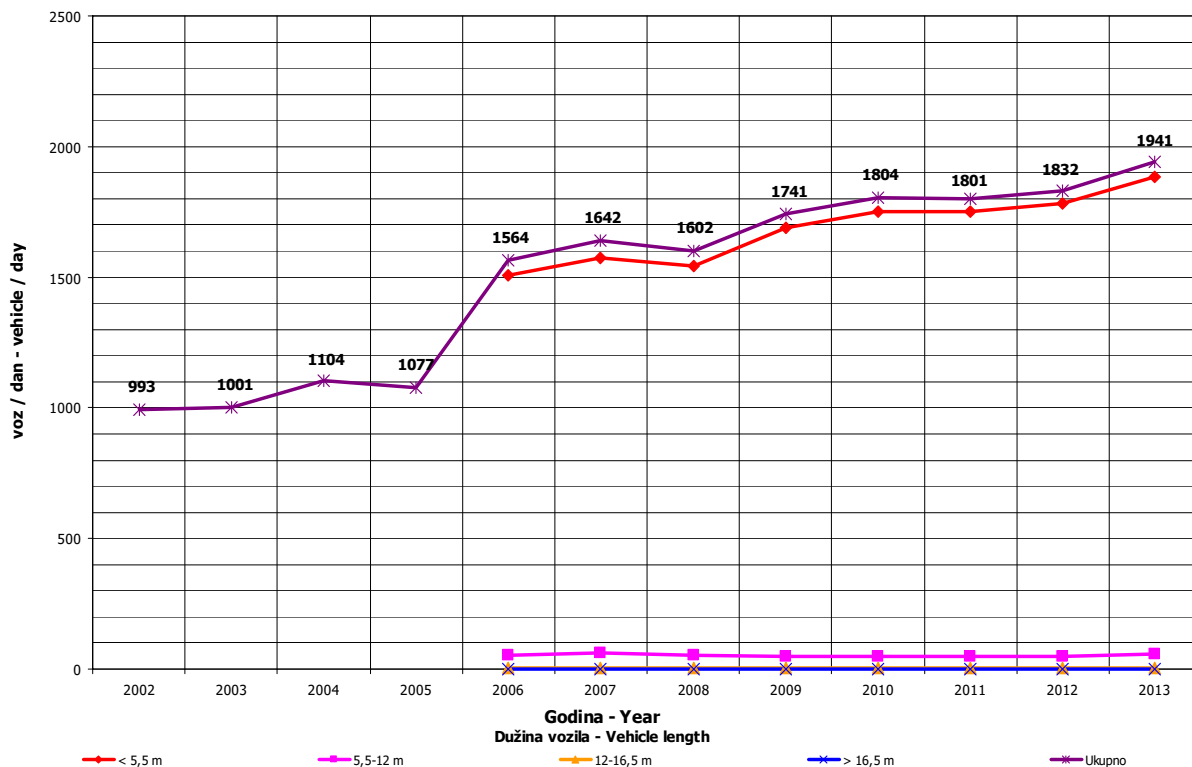
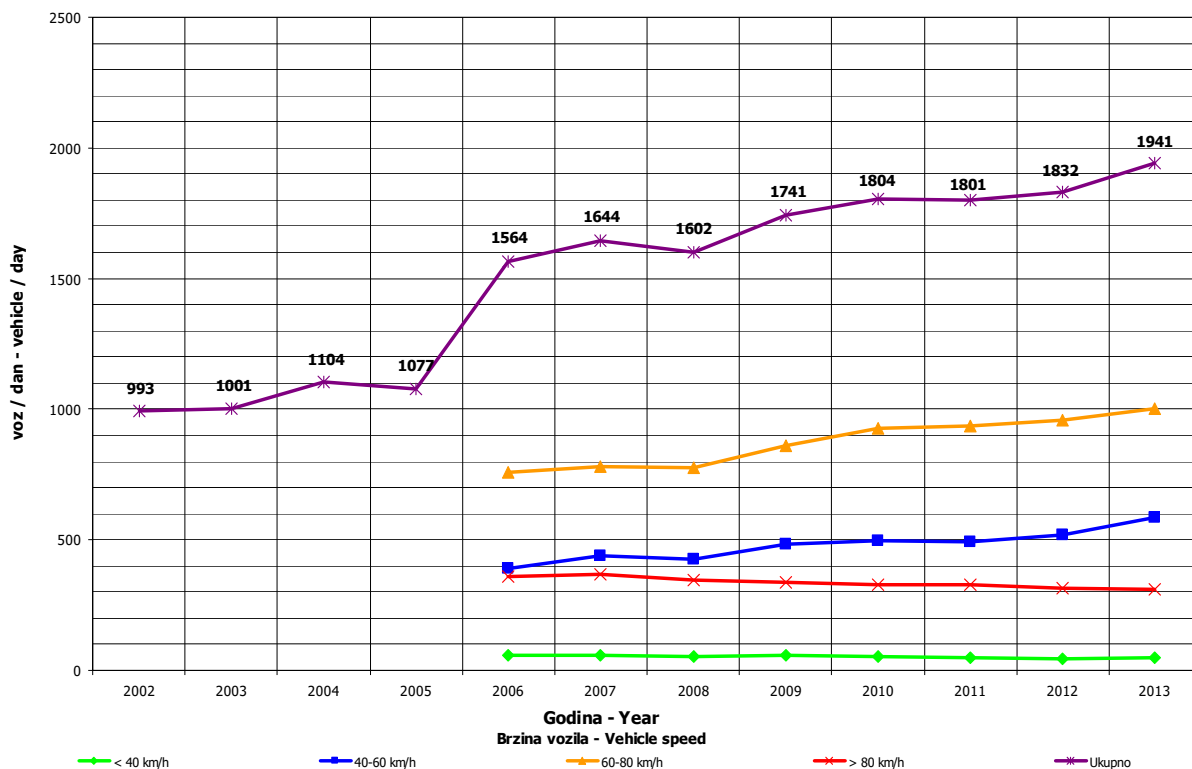
Aleksina Međa / 6+772,00
 M 20 / Duži - Aleksina Međa

Month	Direction	minimum hour		maximum hour		minimum day		maximum day		day time average (5-21 h)	night average (21-05 h)	working day average	weekend average	summer average
		date/day	hour	veh/h	date/day	hour	veh/h	date/day	veh/day					
January	I	2/Wednesday	4	0	4/Friday	10	85	14/Monday	474	634	63	401	296	
	II	3/Thursday	3	0	5/Saturday	14	107	14/Monday	502	624	68	398	294	
	I+II	8/Tuesday	4	0	5/Saturday	14	189	14/Monday	976	1258	131	799	590	
February	I	2/Saturday	4	0	16/Saturday	10	87	10/Sunday	409	657	46	513	190	
	II	1/Friday	1	0	23/Saturday	14	121	10/Sunday	434	643	59	511	191	
	I+II	5/Thursday	3	0	23/Saturday	14	191	10/Sunday	843	1300	105	1024	380	
March	I	1/Friday	4	0	18/Monday	16	100	14/Thursday	572	734	50	520	264	
	II	1/Friday	4	0	18/Monday	14	112	31/Sunday	559	709	63	515	257	
	I+II	1/Friday	4	0	9/Saturday	10	176	31/Sunday	1148	1444	113	1036	521	
April	I	1/Monday	1	0	27/Saturday	17	92	2/Thursday	653	823	71	652	242	
	II	1/Monday	1	0	23/Tuesday	14	107	7/Sunday	684	1114	82	660	242	
	I+II	1/Monday	1	0	20/Saturday	14	173	7/Sunday	1339	1642	153	1312	484	
May	I	6/Monday	2	0	4/Saturday	10	111	26/Sunday	731	881	101	556	425	
	II	2/Thursday	2	0	1/Wednesday	13	127	12/Sunday	727	872	105	560	417	
	I+II	16/Thursday	4	0	1/Wednesday	13	207	12/Sunday	1465	1753	205	1116	842	
June	I	8/Saturday	3	0	23/Saturday	19	177	2/Sunday	790	962	139	725	376	1101
	II	3/Monday	3	0	15/Saturday	15	136	2/Sunday	822	980	132	734	377	1111
	I+II	10/Monday	3	0	23/Sunday	19	242	2/Sunday	1612	1942	271	1459	754	2213
July	I	5/Friday	2	0	25/Thursday	19	203	1/Monday	1058	1196	171	1000	367	1367
	II	1/Monday	2	0	27/Saturday	13	156	1/Monday	1083	1213	165	1010	368	1378
	I+II	9/Tuesday	2	0	25/Thursday	19	275	1/Monday	2141	2409	336	2010	734	2744
August	I	22/Thursday	2	0	17/Saturday	19	222	28/Wednesday	1039	1288	163	1003	449	1452
	II	12/Monday	2	0	17/Saturday	14	188	28/Wednesday	1027	1286	166	1013	438	1451
	I+II	22/Thursday	2	0	17/Saturday	19	316	28/Wednesday	2066	2574	329	2016	887	2903
September	I	9/Monday	2	0	8/Sunday	18	215	30/Monday	835	996	91	740	348	1087
	II	11/Wednesday	1	0	8/Sunday	11	152	29/Sunday	835	980	105	742	343	1085
	I+II	13/Friday	2	0	8/Sunday	18	270	29/Sunday	1690	1977	196	1482	691	2173
October	I	3/Thursday	3	0	19/Saturday	10	133	27/Sunday	782	902	69	711	259	
	II	10/Thursday	1	0	8/Tuesday	15	112	27/Sunday	792	884	82	710	256	
	I+II	11/Friday	2	0	19/Saturday	10	214	27/Sunday	1574	1785	151	1421	515	
November	I	6/Wednesday	2	0	1/Friday	10	107	27/Wednesday	636	769	61	547	282	
	II	3/Sunday	2	0	30/Saturday	14	107	27/Wednesday	625	759	72	547	284	
	I+II	6/Wednesday	2	0	1/Friday	13	180	27/Wednesday	1261	1528	132	1094	566	
December	I	1/Sunday	4	0	1/Sunday	15	115	15/Sunday	566	701	55	542	214	
	II	1/Sunday	4	0	12/Thursday	14	125	15/Sunday	564	688	63	539	212	
	I+II	1/Sunday	4	0	12/Thursday	14	192	15/Sunday	1130	1389	118	1082	425	
Year	I	2.1/Wednesday	4	0	17.8/Saturday	19	222	10.2/Sunday	409	880	90	964	985	1254
	II	3.1/Thursday	3	0	17.8/Saturday	14	188	10.2/Sunday	434	873	97	968	976	1259
	I+II	8.1/Tuesday	4	0	17.8/Saturday	19	316	10.2/Sunday	843	1753	187	1932	1960	2513

GODIŠNJA NERAVNOMJERNOST SAOBRAĆAJNOG TOKA TRAFFIC FLOW ANNUAL VARIATION

Automatski brojač broj - Automatic counter number
 Lokalizet - Location / Stacionaža - Mileage [km+m]
 Broj puta - Road number / Dionica - Section

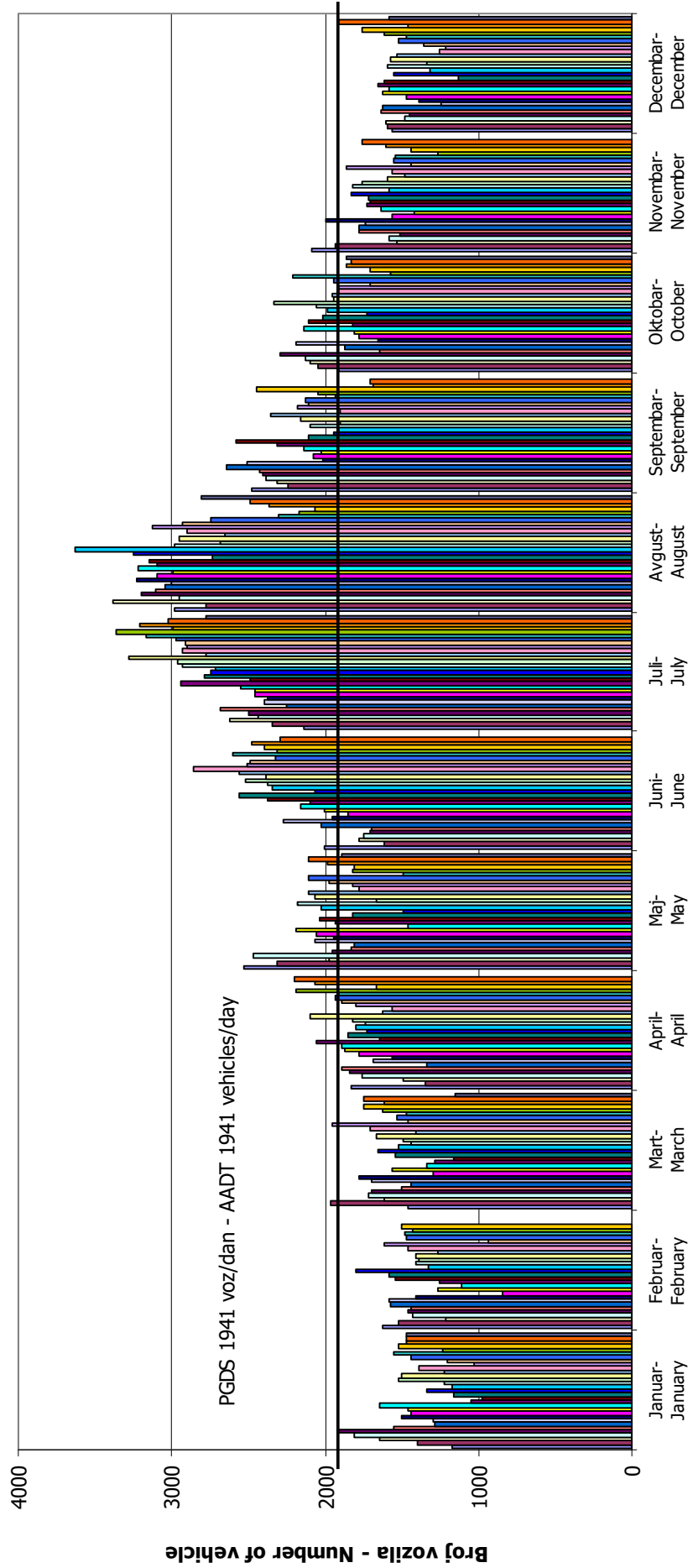
000046
 Aleksina Međa / 6+772,00
 M 20 / Duži - Aleksina Međa



**DNEVNA NERAVNOMJERNOST SAOBRAĆAJNOG TOKA
 TRAFFIC FLOW DAILY VARIATION**

Automatski brojač broj - Automatic counter number
 Lokalizet - Location / Stacionaža - Mileage [km+tm]
 Broj puta - Road number/ Dionica - Section

000046
 Aleksina Međa / 6+772,00
 M 20 / Duži - Aleksina Međa

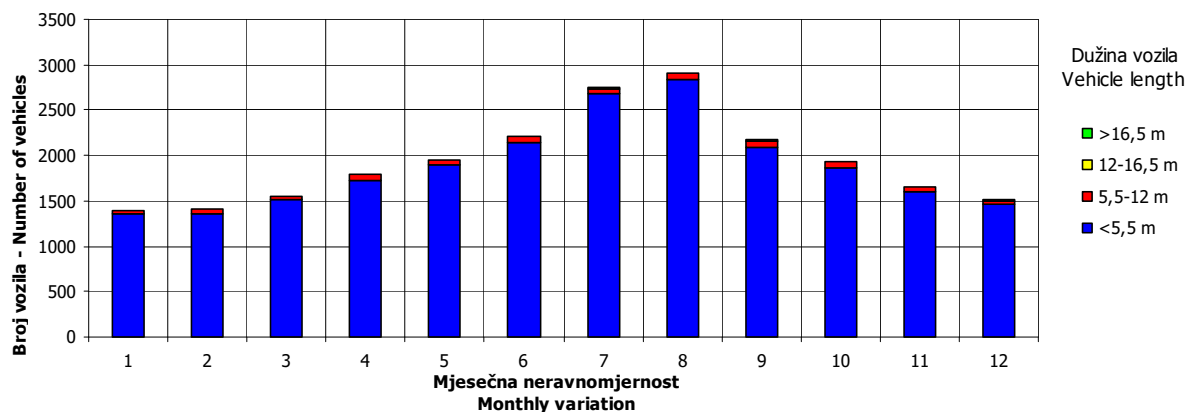
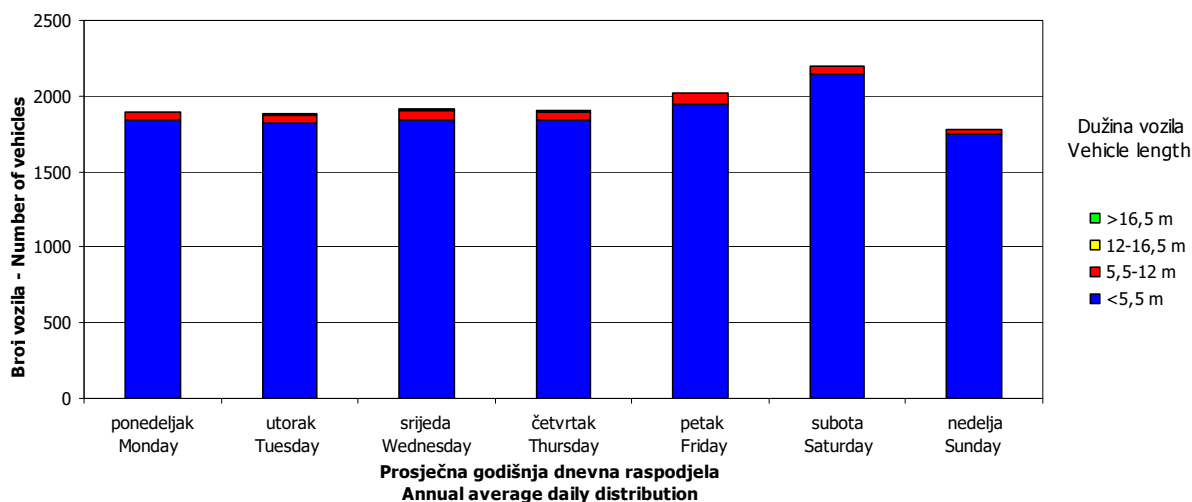
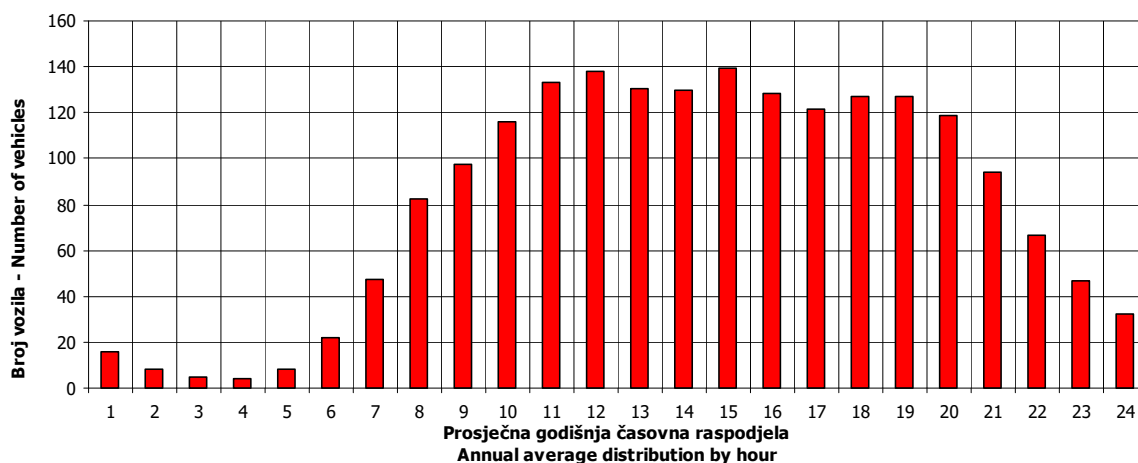


VREMENSKA RASPODJELA SAOBRAĆAJNOG TOKA TRAFFIC FLOW TIME DISTRIBUTION

Automatski brojač broj - Automatic counter number
 Lokalizet - Location / Stacionaža - Mileage [km+m]
 Broj puta - Road number / Dionica - Section

000046
 Aleksina Međa / 6+772,00
 M 20 / Duži - Aleksina Međa

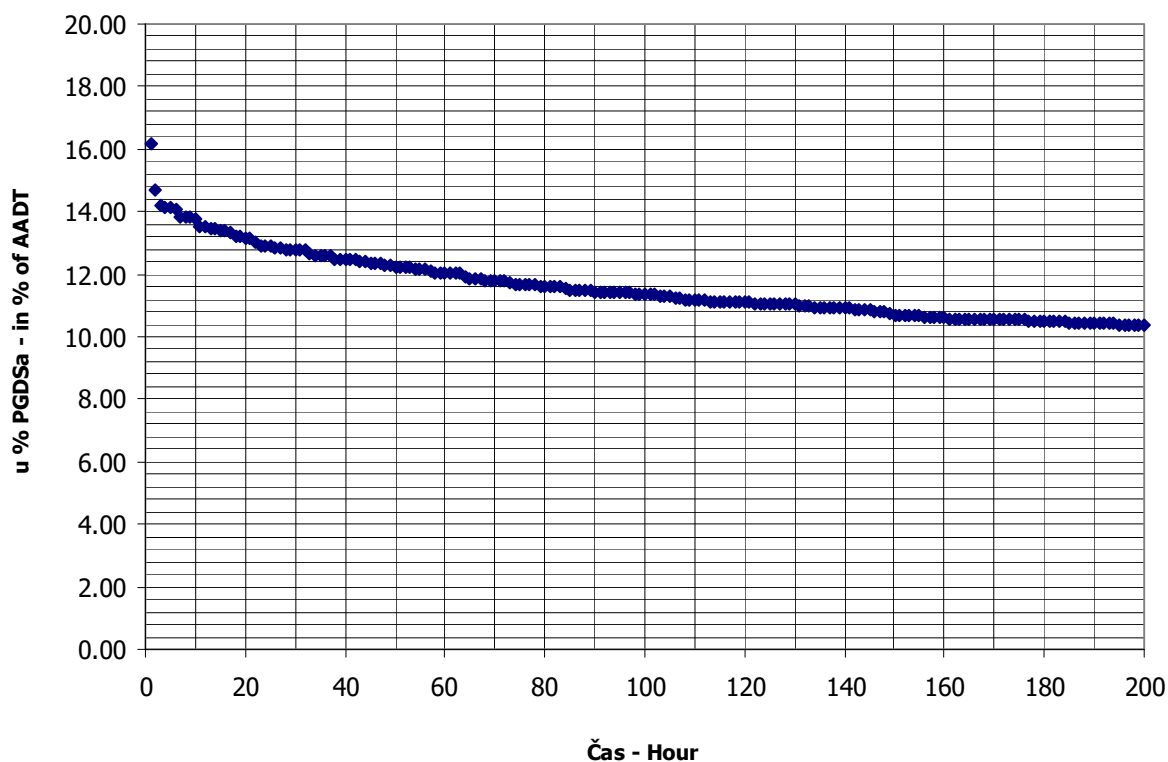
PGDS 1941 voz/dan AADT 1941 veh/day



SATNA DISTRIBUCIJA SAOBRAĆAJNOG TOKA TRAFFIC FLOW HOURLY DISTRIBUTION

Automatski brojač broj - Automatic counter number 000046
 Lokalizet - Location / Stacionaža - Mileage [km+m] Aleksina Međa / 6+772,00
 Broj puta - Road number / Dionica - Section M 20 / Duži - Aleksina Međa

PGDS - AADT	1941 voz/dan - veh/day							
Čas - Hour	Maksimalni vršni sat - Maximum peak hour	10	20	30	40	50	100	200
Sat u danu - Hour of day	19	19	20	19	19	19	18	10
Sat u godini - Hour in year	5491	5035	5396	5635	5275	5467	5418	5218
Dan - Day of week	subota - Saturday	ponedeljak - Monday	utorak - Tuesday	petak - Friday	četvrtak - Thursday	petak - Friday	srijeda - Wednesday	utorak - Tuesday
Datum - Date	17	29	13	23	8	16	14	6
Mjesec - Month	avgust - August	juli - July	avgust - August	avgust - August	avgust - August	avgust - August	avgust - August	avgust - August
Vrijednost - Value	316	265	257	250	244	239	222	203
% - percent	16.28	13.65	13.24	12.88	12.57	12.31	11.44	10.46



BROJANJE VOZILA NA MREŽI PUTEVA U REPUBLICI SRPSKOJ – 2013. GODINA
VEHICLE COUNTING ON THE ROAD NETWORK OF THE REPUBLIC OF SRPSKA – YEAR 2013

MJESEČNI BROJ VOZILA
MONTHLY NUMBER OF VEHICLES

Automatski brojač broj - Automatic counter number
 Lokalizet - Location / Stacionaža - Mileage [km+m]
 Broj puta - Road number / Dionica - Section

000047
 Lastva / 11+004,00
 M 6 / Trebinje 2 - Župa

	Mjesec - Month											
	Januar- January	Februar- February	Mart- March	April- April	Maj- May	Jun- June	Juli- July	August- August	Septembar- September	Oktober- October	Novembar- November	Decembar- December
1	747	754	832	816	858	943	1092	1417	1237	942	957	730
2	684	650	880	720	1003	1052	1001	1460	1089	958	954	806
3	792	585	738	750	994	849	1161	1679	1033	980	969	836
4	900	678	785	899	1180	937	1122	1675	1105	1097	814	821
5	898	728	770	951	791	914	1251	1456	1100	1199	728	834
6	730	622	770	967	895	923	1288	1419	1153	1217	789	826
7	658	737	789	879	866	1000	1420	1500	1222	913	859	817
8	944	726	742	812	882	1120	1187	1517	1136	957	923	800
9	660	651	927	849	1073	1189	1059	1531	945	886	1007	799
10	626	601	862	848	1137	1022	1213	1608	1000	938	961	790
11	724	559	669	823	936	944	1207	1757	955	1142	726	813
12	695	524	681	937	919	973	1314	1409	1000	1083	739	771
13	625	592	668	923	856	1086	1281	1450	1084	1060	788	812
14	500	721	696	909	860	1073	1294	1344	1190	1056	820	901
15	646	763	737	861	915	1122	1279	1421	1198	919	856	734
16	621	718	810	846	1050	1110	1312	1481	913	830	990	828
17	639	678	782	740	910	1100	1280	1768	951	908	938	946
18	697	653	627	866	990	1011	1457	1737	946	1006	834	925
19	924	699	711	904	938	1186	1314	1438	1009	1140	770	1065
20	1092	662	850	981	998	1193	1561	1404	1048	1118	837	888
21	622	712	723	920	1031	1282	1649	1273	1210	989	856	888
22	593	760	776	895	959	1226	1435	1233	1137	955	860	713
23	618	662	937	946	836	1205	1476	1464	1002	945	768	741
24	598	505	767	998	935	1143	1485	1498	970	907	796	735
25	692	753	659	1167	929	1048	1449	1456	1032	981	793	711
26	741	702	711	970	911	1086	1472	1088	1040	1071	718	746
27	607	735	802	1009	969	1130	1716	1099	1115	1127	702	783
28	637	622	781	835	938	1313	1789	1123	1152	910	741	858
29	713		750	1081	984	1095	1385	1184	1043	870	838	750
30	685		886	874	865	1122	1479	1236	833	977	915	845
31	728		732		980		1376	1287		986		992
Ukupno- Total	22036	18752	23850	26976	29388	32397	41804	44412	31848	31067	25246	25504
Prosje- Average	711	1705	769	899	948	1080	1349	1433	1062	1002	842	823
Godišnji prosjek (PGDS) - Annual average (AADT)												968

BROJANJE VOZILA NA MREŽI PUTEVA U REPUBLICI SRPSKOJ – 2013. GODINA
VEHICLE COUNTING ON THE ROAD NETWORK OF THE REPUBLIC OF SRPSKA – YEAR 2013

STRUKTURA SAOBRAĆAJNOG TOKA
TRAFFIC FLOW COMPOSITION

Automatski brojač broj - Automatic counter number
 Lokalizet - Location / Stacionaža - Mileage [km+m]
 Broj puta - Road number / Dionica - Section

000047
 Lastva / 11+004,00
 M 6 / Trebinje 2 - Župa

Mjesec - Month	Smjer - Direction	Dužina vozila - Vehicle length								Ukupno - Total
		< 5,5 m	(%)	5,5 - 12 m	(%)	12 - 16,5 m	(%)	< 16,5 m	(%)	
Januar - January	I	10158	92.5	455	4.1	369	3.4	4	0.0	10986
	II	10257	92.8	507	4.6	283	2.6	3	0.0	11050
	ukupno - total	20415	92.6	962	4.4	652	3.0	7	0.0	22036
Februar - February	I	8423	89.1	569	6.0	453	4.8	7	0.1	9452
	II	8400	90.3	556	6.0	343	3.7	1	0.0	9300
	ukupno - total	16823	89.7	1125	6.0	796	4.2	8	0.0	18752
Mart - March	I	10832	89.8	608	5.0	617	5.1	7	0.1	12064
	II	10752	91.2	633	5.4	398	3.4	3	0.0	11786
	ukupno - total	21584	90.5	1241	5.2	1015	4.3	10	0.0	23850
April - April	I	12103	88.8	758	5.6	760	5.6	8	0.1	13629
	II	12031	90.1	714	5.3	597	4.5	5	0.0	13347
	ukupno - total	24134	89.5	1472	5.5	1357	5.0	13	0.0	26976
Maj - May	I	13088	88.5	850	5.7	850	5.7	8	0.1	14796
	II	13160	90.2	826	5.7	601	4.1	5	0.0	14592
	ukupno - total	26248	89.3	1676	5.7	1451	4.9	13	0.0	29388
Juni - June	I	14517	89.4	963	5.9	753	4.6	9	0.1	16242
	II	14826	91.8	872	5.4	453	2.8	4	0.0	16155
	ukupno - total	29343	90.6	1835	5.7	1206	3.7	13	0.0	32397
Juli - July	I	19189	91.8	914	4.4	787	3.8	5	0.0	20895
	II	19481	93.2	910	4.4	512	2.4	6	0.0	20909
	ukupno - total	38670	92.5	1824	4.4	1299	3.1	11	0.0	41804
Avgust - August	I	19850	92.9	746	3.5	761	3.6	6	0.0	21363
	II	21840	94.8	787	3.4	417	1.8	5	0.0	23049
	ukupno - total	41690	93.9	1533	3.5	1178	2.7	11	0.0	44412
Septembar - September	I	14363	91.0	762	4.8	660	4.2	6	0.0	15791
	II	14983	93.3	732	4.6	336	2.1	6	0.0	16057
	ukupno - total	29346	92.1	1494	4.7	996	3.1	12	0.0	31848
Oktobar - October	I	14166	91.3	729	4.7	619	4.0	6	0.0	15520
	II	14357	92.3	772	5.0	415	2.7	3	0.0	15547
	ukupno - total	28523	91.8	1501	4.8	1034	3.3	9	0.0	31067
Novembar - November	I	11528	90.4	647	5.1	565	4.4	6	0.0	12746
	II	11416	91.3	672	5.4	410	3.3	2	0.0	12500
	ukupno - total	22944	90.9	1319	5.2	975	3.9	8	0.0	25246
Decembar - December	I	11540	88.8	740	5.7	709	5.5	3	0.0	12992
	II	11275	90.1	768	6.1	464	3.7	5	0.0	12512
	ukupno - total	22815	89.5	1508	5.9	1173	4.6	8	0.0	25504
Ukupno (godišnje) - Total (annual)	I	159757	90.5	8741	5.0	7903	4.5	75	0.0	176476
	II	162778	92.1	8749	4.9	5229	3.0	48	0.0	176804
	ukupno - total	322535	91.3	17490	5.0	13132	3.7	123	0.0	353280
Prosjeak (PGDS) - Average (AADT)	I	438	90.5	24	5.0	22	4.5	0	0.0	483
	II	446	92.1	24	4.9	14	3.0	0	0.0	484
	ukupno - total	884	91.3	48	5.0	36	3.7	0	0.0	968

BRONANJE VOZILA NA MREŽI PUTEVA U REPUBLICI SRPSKOJ – 2013. GODINA
VEHICLE COUNTING ON THE ROAD NETWORK OF THE REPUBLIC OF SRPSKA – YEAR 2013

SAOBRAĆAJNI POKAZATELJI

000047

Lastva / 11+004,00

M 6 / Trebinje 2 - Župa

Automatski brojač broj

Lokalitet / Stacionaža [km+m]

Broj puta / Dionica

Mjesec	Smjer	minimalni čas		maksimalni čas		minimalni dan		maksimalni dan		dnevni prosjek (05-21 h)	noćni prosjek (21-05 h)	prosjek radnim danom	prosjek vikendom	ljetni prosjek
		datum/dan	čas	voz/h	voz/dan	datum/dan	voz/dan	datum/dan	voz/dan					
Januar	I	4/petak	4	0	13	73	14/ponedjeljak	274	20/nedjelja	551	317	202	152	
	II	3/četvrtak	4	0	15	77	14/ponedjeljak	226	20/nedjelja	541	313	200	156	
	I+II	4/petak	4	0	16	120	14/ponedjeljak	500	20/nedjelja	1092	639	402	308	
Februar	I	1/petak	2	0	14	47	24/nedjelja	260	25/ponedjeljak	388	304	247	90	
	II	4/ponedjeljak	0	0	15	43	24/nedjelja	245	22/petak	388	305	27	242	90
	I+II	6/srijeda	3	0	14	74	24/nedjelja	505	15/petak	763	609	61	489	180
Mart	I	1/petak	2	0	13	72	18/ponedjeljak	311	9/subota	479	346	43	253	136
	II	1/petak	2	0	16	68	25/ponedjeljak	315	23/subota	483	347	248	133	
	I+II	1/petak	2	0	10	101	18/ponedjeljak	627	23/subota	937	694	75	501	268
April	I	1/ponedjeljak	3	0	13	57	17/srijeda	351	29/ponedjeljak	582	401	53	331	124
	II	1/ponedjeljak	2	0	19	61	2/utorak	351	25/četvrtak	607	402	43	321	124
	I+II	1/ponedjeljak	3	0	19	102	2/utorak	720	25/četvrtak	1167	803	97	652	247
Maj	I	5/nedjelja	4	0	14	58	7/utorak	377	4/subota	581	418	59	277	201
	II	1/srijeda	4	0	18	55	7/utorak	403	4/subota	599	419	52	271	200
	I+II	5/nedjelja	4	0	13	101	5/nedjelja	791	4/subota	1180	837	111	547	401
Juni	I	3/ponedjeljak	2	0	9	56	3/ponedjeljak	427	28/petak	640	473	69	354	187
	II	2/nedjelja	4	0	18	70	3/ponedjeljak	422	28/petak	673	473	65	353	186
	I+II	20/četvrtak	2	0	13	106	3/ponedjeljak	849	28/petak	1313	946	134	707	373
Juli	I	1/ponedjeljak	1	0	11	91	2/utorak	497	28/nedjelja	882	589	85	480	194
	II	6/subota	3	0	19	107	2/utorak	504	28/nedjelja	907	591	84	482	193
	I+II	10/srijeda	2	1	18	147	2/utorak	1001	28/nedjelja	1789	1179	169	961	387
Avgust	I	1/četvrtak	2	1	14	80	26/ponedjeljak	499	11/nedjelja	843	604	85	466	223
	II	1/četvrtak	1	0	19	133	28/srijeda	562	17/subota	929	662	81	500	243
	I+II	14/srijeda	3	1	17	177	26/ponedjeljak	1088	17/subota	1768	1266	166	966	467
Septembar	I	2/ponedjeljak	1	0	14	56	30/ponedjeljak	413	7/subota	611	470	56	354	173
	II	4/srijeda	3	0	18	72	30/ponedjeljak	420	1/nedjelja	628	489	47	357	178
	I+II	9/ponedjeljak	3	0	18	103	30/ponedjeljak	833	1/nedjelja	1237	959	102	711	351
Oktobar	I	1/utorak	4	0	14	91	9/srijeda	417	6/nedjelja	617	452	49	354	147
	II	2/srijeda	1	0	15	73	16/srijeda	411	6/nedjelja	600	464	38	358	144
	I+II	2/srijeda	1	0	14	121	16/srijeda	830	6/nedjelja	1217	916	86	711	291
Novembar	I	4/ponedjeljak	2	0	16	60	26/utorak	357	16/subota	510	383	42	271	154
	II	1/petak	2	0	16	58	27/srijeda	335	9/subota	515	382	35	265	151
	I+II	20/srijeda	1	0	14	91	27/srijeda	702	9/subota	1007	765	77	536	305
Decembar	I	1/nedjelja	1	0	13	63	29/ponedjeljak	367	19/četvrtak	547	378	41	301	118
	II	1/nedjelja	2	0	13	49	25/srijeda	335	19/četvrtak	518	374	30	290	114
	I+II	2/ponedjeljak	2	0	10	108	25/srijeda	711	19/četvrtak	1065	752	71	591	232
Godina	I	4.1/petak	4	0	11	91	24.2/nedjelja	260	28.7/nedjelja	882	429	55	474	504
	II	3.1/četvrtak	4	0	19	133	14.1/ponedjeljak	226	17.8/subota	929	437	47	474	507
	I+II	4.1/petak	4	0	17	177	14.1/ponedjeljak	500	28.7/nedjelja	1789	866	102	948	1011

BROJANJE VOZILA NA MREŽI PUTEVA U REPUBLICI SRPSKOJ – 2013. GODINA
VEHICLE COUNTING ON THE ROAD NETWORK OF THE REPUBLIC OF SRPSKA – YEAR 2013

TRAFFIC PARAMETERS

000047

Lastva / 11+004,00

M 6 / Trebinje 2 - Župa

Automatic counter number

Location / Mileage [km+m]

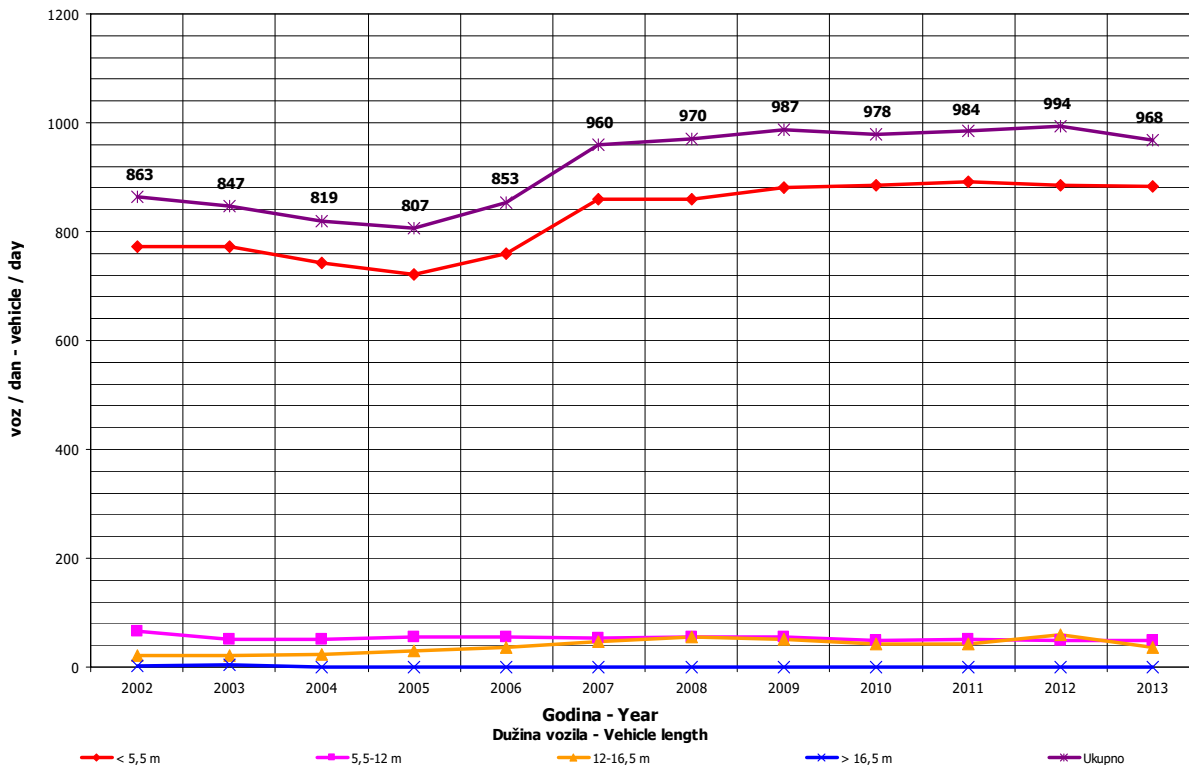
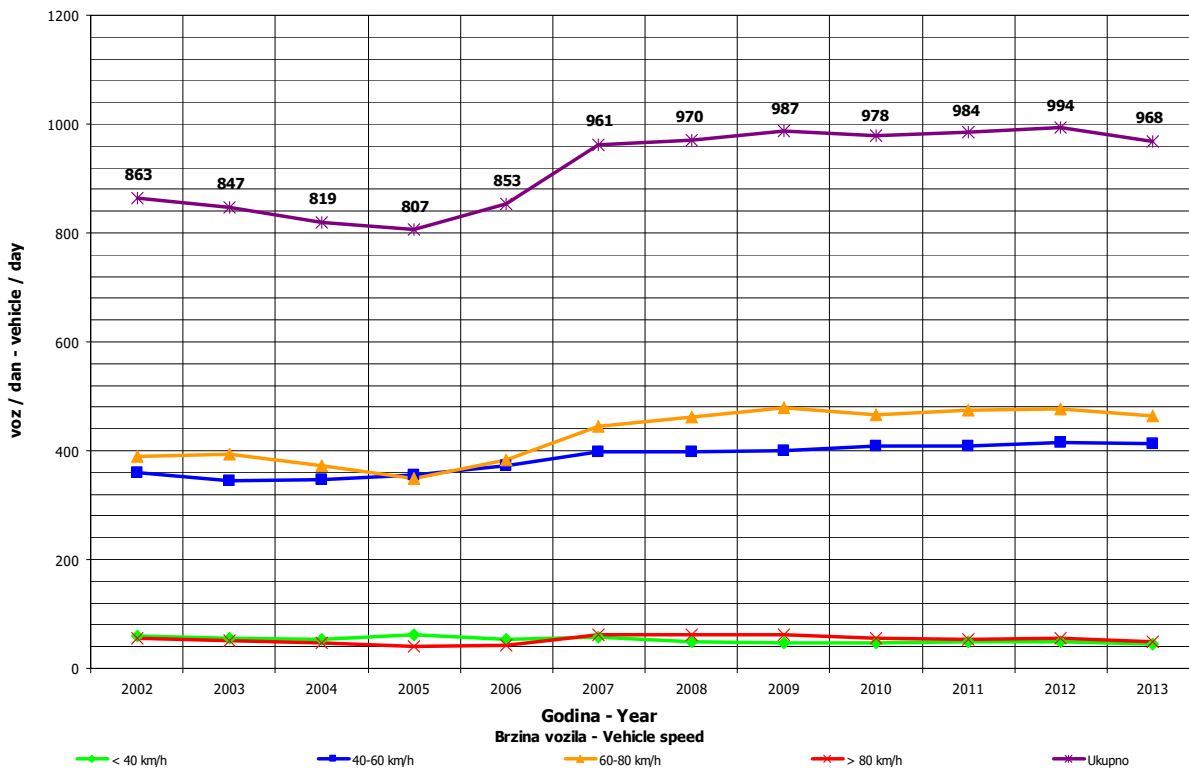
Road number / Section

Month	Direction	minimum hour		maximum hour		minimum day		maximum day		day time average (5-21 h)	night average (21-05 h)	working day average	weekend average	summer average
		date/day	hour	veh/h	date/day	hour	veh/h	date/day	veh/day					
January	I	4/Friday	4	0	8/Tuesday	13	73	14/Monday	274	317	38	202	152	
	II	3/Thursday	4	0	8/Tuesday	15	77	14/Monday	226	323	34	200	156	
	I+II	4/Friday	4	0	20/Sunday	16	120	14/Monday	500	639	72	402	308	
February	I	1/Friday	2	0	1/Friday	14	47	24/Sunday	260	304	34	247	90	
	II	4/Monday	0	0	17/Sunday	15	43	24/Sunday	245	305	27	242	90	
	I+II	6/Wednesday	3	0	1/Friday	14	74	24/Sunday	505	609	61	489	180	
March	I	1/Friday	2	0	10/Sunday	13	72	18/Monday	311	346	43	253	136	
	II	1/Friday	2	0	2/Saturday	16	68	25/Monday	315	347	33	248	133	
	I+II	1/Friday	2	0	9/Saturday	10	101	18/Monday	627	694	75	501	268	
April	I	1/Monday	3	0	4/Thursday	13	57	17/Wednesday	351	401	53	331	124	
	II	1/Monday	2	0	25/Thursday	19	61	2/Thursday	351	402	43	321	124	
	I+II	1/Monday	3	0	25/Thursday	19	102	2/Thursday	720	803	97	652	247	
May	I	5/Sunday	4	0	7/Tuesday	14	58	5/Sunday	377	418	59	277	201	
	II	1/Wednesday	4	0	19/Sunday	18	55	7/Thursday	403	419	52	271	200	
	I+II	5/Sunday	4	0	4/Saturday	13	101	5/Sunday	791	837	111	547	401	
June	I	3/Monday	2	0	9/Sunday	9	56	3/Monday	427	473	69	354	187	541
	II	2/Sunday	4	0	23/Sunday	18	70	3/Monday	422	473	65	353	186	539
	I+II	20/Thursday	2	0	8/Saturday	13	106	3/Monday	849	946	134	707	373	1080
July	I	1/Monday	1	0	28/Sunday	11	91	2/Thursday	497	589	85	480	194	674
	II	6/Saturday	3	0	30/Tuesday	19	107	2/Thursday	504	591	84	482	193	674
	I+II	10/Wednesday	2	1	28/Sunday	18	147	2/Thursday	1001	1179	169	961	387	1349
August	I	1/Thursday	2	1	11/Sunday	14	80	26/Monday	499	604	85	466	223	689
	II	1/Thursday	1	0	18/Sunday	19	133	28/Wednesday	562	662	81	500	243	744
	I+II	14/Wednesday	3	1	11/Sunday	17	177	26/Monday	1088	1266	166	966	467	1433
September	I	2/Monday	1	0	21/Saturday	14	56	30/Monday	413	470	56	354	173	526
	II	4/Wednesday	3	0	15/Sunday	18	72	30/Monday	420	489	47	357	178	535
	I+II	9/Monday	3	0	15/Sunday	18	103	30/Monday	833	959	102	711	351	1062
October	I	1/Thursday	4	0	11/Friday	14	91	9/Wednesday	417	452	49	354	147	
	II	2/Wednesday	1	0	11/Friday	15	73	16/Wednesday	411	464	38	358	144	
	I+II	2/Wednesday	1	0	8/Tuesday	14	121	16/Wednesday	830	916	86	711	291	
November	I	4/Monday	2	0	16/Saturday	11	60	26/Tuesday	357	383	42	271	154	
	II	1/Friday	2	0	3/Sunday	16	58	27/Wednesday	335	382	35	265	151	
	I+II	20/Wednesday	1	0	22/Friday	14	91	27/Wednesday	702	765	77	536	305	
December	I	1/Sunday	1	0	9/Monday	13	63	29/Sunday	367	378	41	301	118	
	II	1/Sunday	2	0	3/Thursday	13	49	25/Wednesday	335	374	30	290	114	
	I+II	2/Monday	2	0	19/Thursday	10	108	25/Wednesday	711	752	71	591	232	
Year	I	4.1/Friday	4	0	28.7/Sunday	11	91	28.2/Sunday	1065	1065	49	474	504	609
	II	3.1/Thursday	4	0	18.8/Sunday	19	133	14.1/Monday	226	437	47	474	507	624
	I+II	4.1/Friday	4	0	1.8/Sunday	17	177	14.1/Monday	500	866	102	948	1011	1233

GODIŠNJA NERAVNOMJERNOST SAOBRAĆAJNOG TOKA TRAFFIC FLOW ANNUAL VARIATION

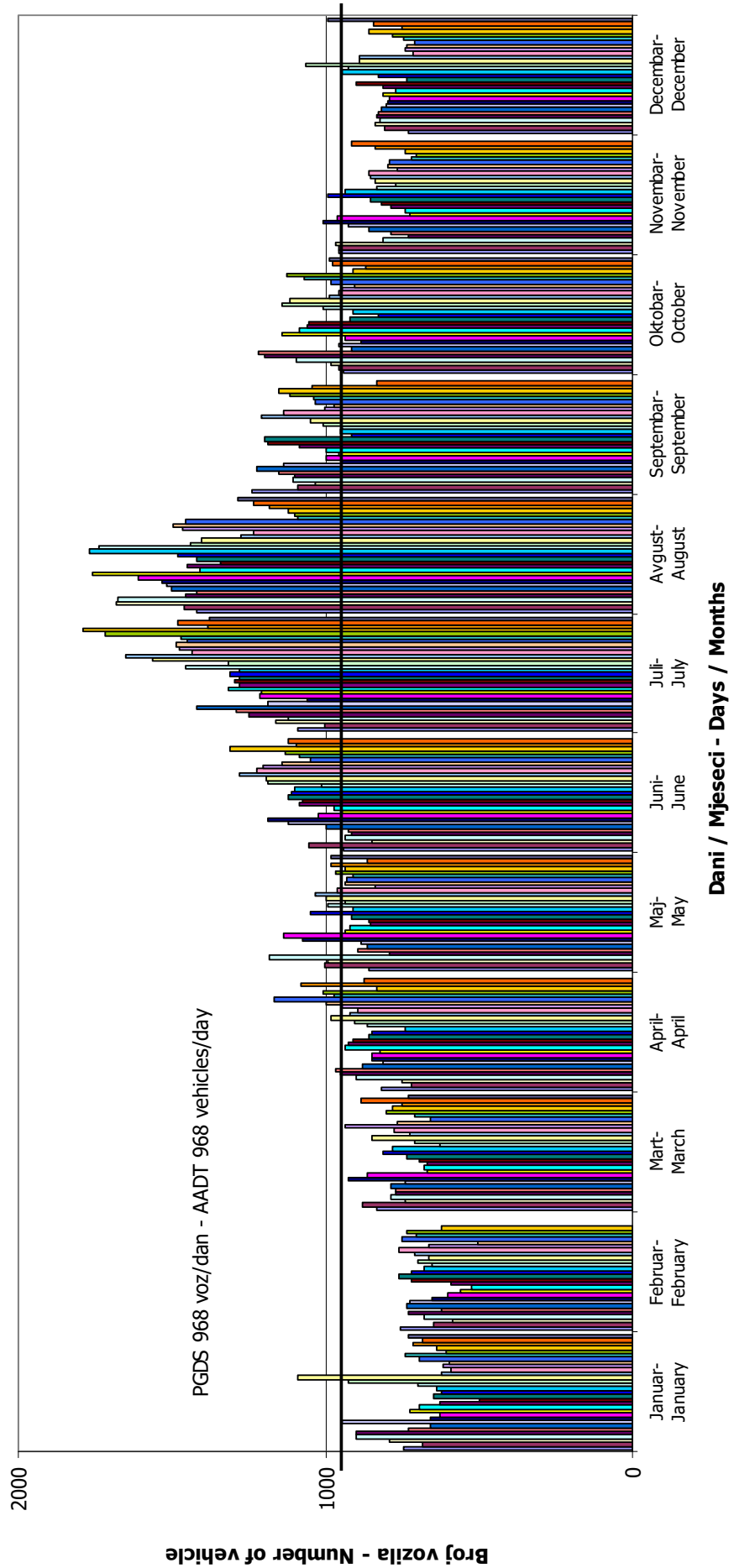
Automatski brojač broj - Automatic counter number
 Lokalizet - Location / Stacionaža - Mileage [km+m]
 Broj puta - Road number / Dionica - Section

000047
 Lastva / 11+004,00
 M 6 / Trebinje 2 - Župa



DNEVNA NERAVNOMJERNOST SAOBRAĆAJNOG TOKA
TRAFFIC FLOW DAILY VARIATION

Automatski brojač broj - Automatic counter number 000047
 Lokalizet - Location / Stacionaža - Mileage [km+tm] Lastva / 11+004,00
 Broj puta - Road number/ Dionica - Section M 6 / Trebinje 2 - Župa

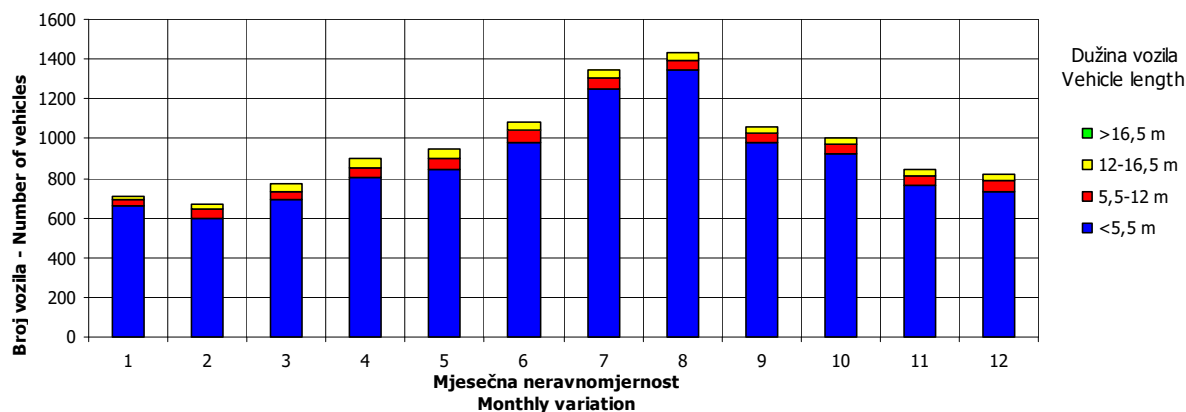
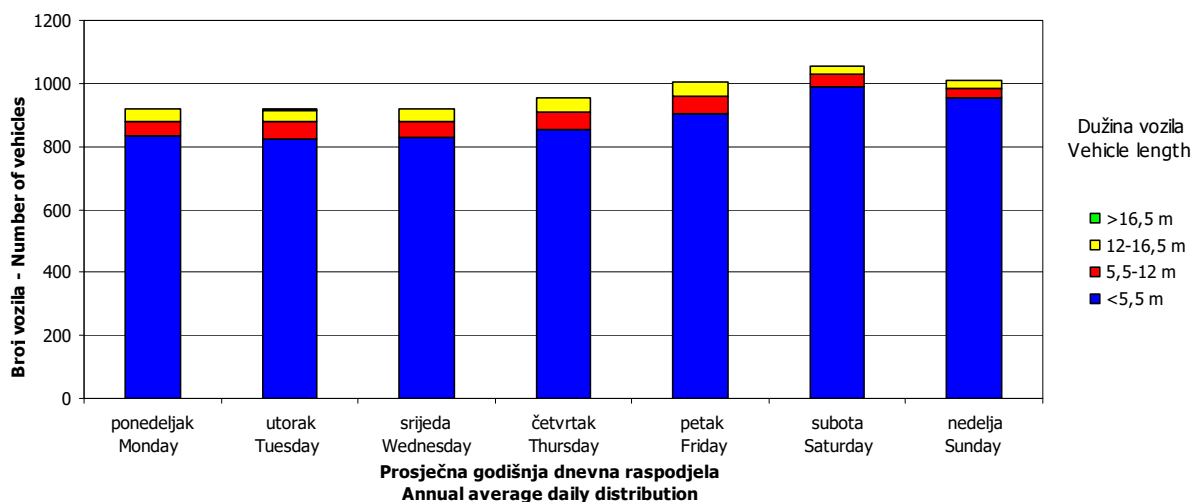
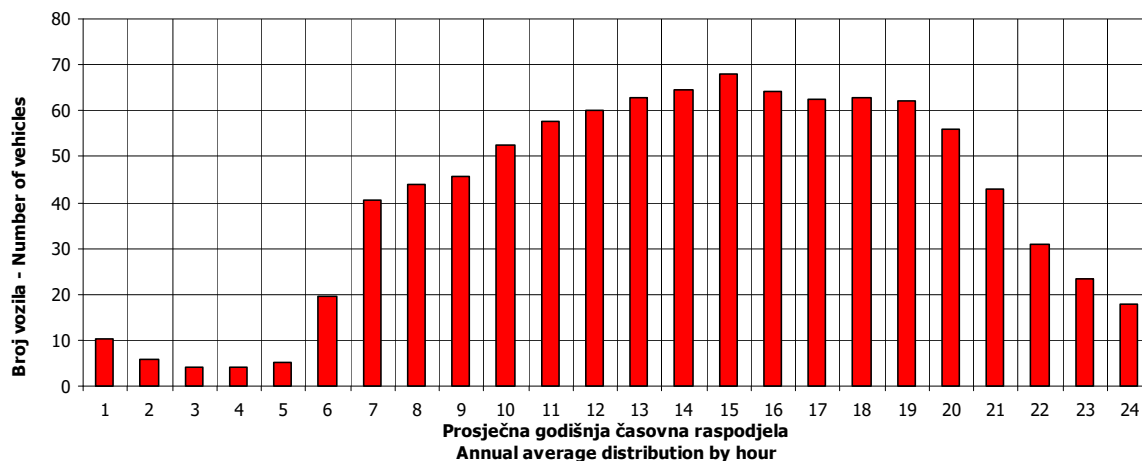


VREMENSKA RASPODJELA SAOBRAĆAJNOG TOKA TRAFFIC FLOW TIME DISTRIBUTION

Automatski brojač broj - Automatic counter number
 Lokalizet - Location / Stacionaža - Mileage [km+m]
 Broj puta - Road number / Dionica - Section

000047
 Lastva / 11+004,00
 M 6 / Trebinje 2 - Župa

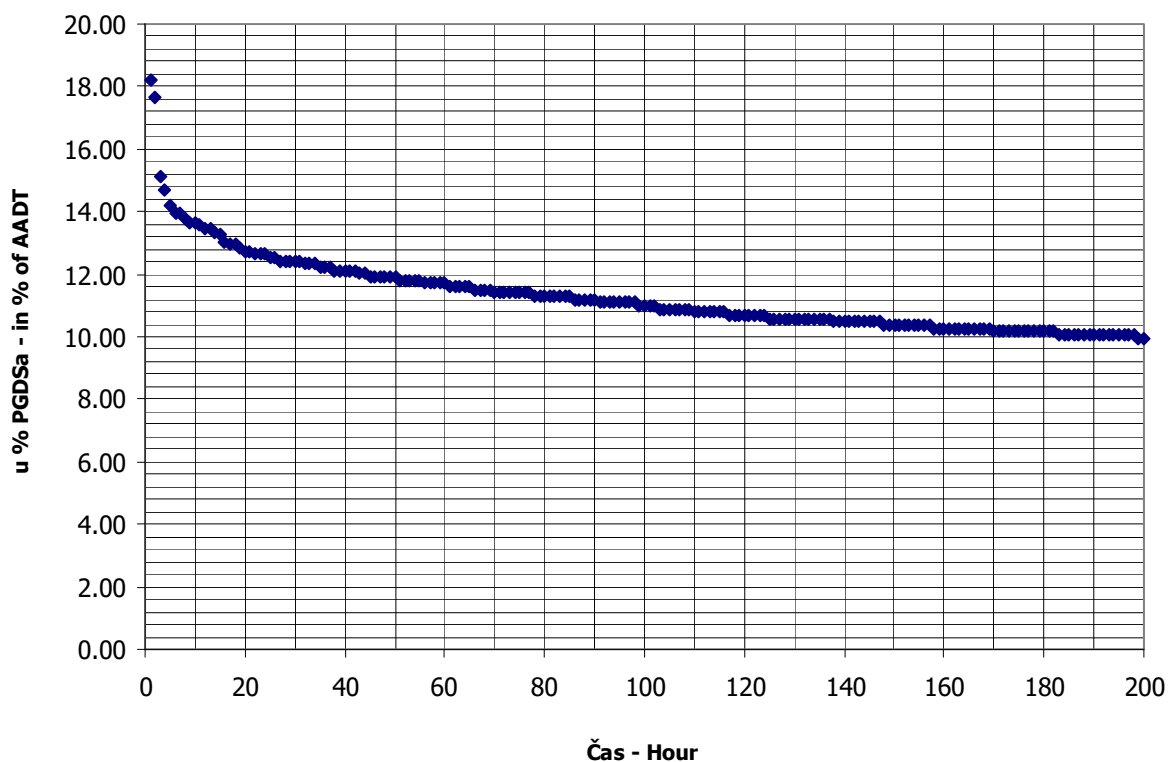
PGDS 968 voz/dan AADT 968 veh/day



SATNA DISTRIBUCIJA SAOBRAĆAJNOG TOKA
TRAFFIC FLOW HOURLY DISTRIBUTION

Automatski brojač broj - Automatic counter number 000047
 Lokalitet - Location / Stacionaža - Mileage [km+m] Lastva / 11+004,00
 Broj puta - Road number / Dionica - Section M 6 / Trebinje 2 - Župa

PGDS - AADT	968 voz/dan - veh/day							
Čas - Hour	Maksimalni vršni sat - Maximum peak hour	10	20	30	40	50	100	200
Sat u danu - Hour of day	17	12	14	14	19	17	14	11
Sat u godini - Hour in year	5345	5676	5102	6806	5347	5057	4934	4667
Dan - Day of week	nedelja - Sunday	nedelja - Sunday	četvrtak - Thursday	petak - Friday	nedelja - Sunday	utorak - Tuesday	četvrtak - Thursday	nedelja - Sunday
Datum - Date	11	25	1	11	11	30	25	14
Mjesec - Month	avgust - August	avgust - August	avgust - August	oktobar - October	avgust - August	juli - July	juli - July	juli - July
Vrijednost - Value	177	132	124	121	118	115	107	97
% - percent	18.29	13.64	12.81	12.50	12.19	11.88	11.05	10.02



AUTOMATSKI BROJAČ UNIŠTEN
AUTOMATIC COUNTER DESTROYED

BROJANJE VOZILA NA MREŽI PUTEVA U REPUBLICI SRPSKOJ – 2013. GODINA
VEHICLE COUNTING ON THE ROAD NETWORK OF THE REPUBLIC OF SRPSKA – YEAR 2013

MJESEČNI BROJ VOZILA
MONTHLY NUMBER OF VEHICLES

Automatski brojač broj - Automatic counter number
 Lokalitet - Location / Stacionaža - Mileage [km+m]
 Broj puta - Road number / Dionica - Section

000049
 Trn / 5+697,00
 M 16 / Klašnice 2 - Šargovac

	Mjesec - Month											
	Januar- January	Februar- February	Mart- March	April- April	Maj- May	Juni- June	Juli- July	August- August	Septembar- September	Oktober- October	Novembar- November	Decembar- December
1	6631	9345	12614	12393	11030	10909	12636	13037	12263	12716	13799	9510
2	7974	6275	11497	12057	8975	9253	12145	13126	13734	12457	13094	12286
3	10038	9021	9794	12332	10349	12036	11996	12694	13133	12759	11030	11787
4	10690	9444	12051	12112	11138	11773	11841	11705	12928	14297	13227	11987
5	11014	9151	11823	13195	8284	11314	12582	12924	13085	12666	11802	11824
6	7200	9280	12121	12288	11310	12374	11096	13005	13838	11537	12719	13322
7	5475	10448	11971	10439	12800	12555	9361	13088	12715	12885	12559	11350
8	9221	8818	13395	12882	13233	11606	10845	13611	11135	12688	13327	8803
9	8019	6557	11576	13655	9630	9431	11994	13658	13165	12756	12260	12062
10	9921	9443	9735	12717	13976	11981	12381	13089	13099	13059	9639	11975
11	10157	9347	12083	12943	11345	11402	12799	12382	13088	14427	12669	11156
12	10142	8671	12196	14172	8773	12388	13322	13233	12867	13216	12559	11562
13	7394	9759	12151	13484	12368	12533	11978	13112	14450	10819	12182	12384
14	8422	10091	12532	10599	12362	13579	10448	12998	12795	12930	12618	10888
15	10639	8999	13052	16000	12581	12577	11338	13142	10608	12884	13321	7940
16	8008	7270	12293	13698	12361	11409	12089	14279	12816	13201	12129	10649
17	9977	9323	9832	13032	13917	11928	11061	13618	12770	13305	9674	8789
18	11074	9577	12082	13732	12368	11601	11983	12947	12666	14587	12551	9838
19	9604	9222	12461	9978	9935	11961	12817	13204	12604	13077	12442	10394
20	7314	9833	12357	10981	12570	12076	12078	12809	14161	10094	12439	11159
21	9861	10122	12721	8867	12387	12416	11063	13280	12397	12795	10525	7528
22	9846	8763	13189	10966	12116	11844	12357	12628	11117	13100	13463	6477
23	8910	10299	11807	13534	11835	9852	12805	13909	13884	12937	9852	9754
24	9490	9643	9885	13199	13289	12849	12018	12453	13188	12805	9601	10860
25	8390	10264	12209	12708	10900	12366	11899	10573	12958	13716	12275	11916
26	6473	9145	11507	13968	8567	12640	12657	12969	12846	12325	12558	12796
27	8728	11224	11950	13380	12156	12704	12448	12707	14038	10171	12399	13416
28	9860	11938	11786	9566	11972	13483	11689	12512	12726	13921	12402	12327
29	8578		13063	12606	12872	12194	12949	13312	11275	13238	12991	9294
30	9419		11879	14635	13092	11222	12206	13489	13011	12557	10959	13336
31	10377		9532		13278		12395	12067		12456		13650
Ukupno- Total	278846	261272	367144	376118	361769	356256	371276	401560	385360	396381	363065	341019
Prosje- Average	8995	23752	11843	12537	11670	11875	11977	12954	12845	12786	12102	11001
Godišnji prosjek (PGDS) - Annual average (AADT)												11671

BROJANJE VOZILA NA MREŽI PUTEVA U REPUBLICI SRPSKOJ – 2013. GODINA
VEHICLE COUNTING ON THE ROAD NETWORK OF THE REPUBLIC OF SRPSKA – YEAR 2013

STRUKTURA SAOBRAĆAJNOG TOKA
TRAFFIC FLOW COMPOSITION

Automatski brojač broj - Automatic counter number
 Lokalitet - Location / Stacionaža - Mileage [km+m]
 Broj puta - Road number / Dionica - Section

000049
 Trn / 5+697,00
 M 16 / Klašnice 2 - Šargovac

Mjesec - Month	Smjer - Direction	Dužina vozila - Vehicle length								Ukupno - Total
		< 5,5 m	(%)	5,5 - 12 m	(%)	12 - 16,5 m	(%)	< 16,5 m	(%)	
Januar - January	I	175490	90.1	14132	7.3	4207	2.2	1031	0.5	194860
	II	82588	98.3	1203	1.4	177	0.2	18	0.0	83986
	ukupno - total	258078	92.6	15335	5.5	4384	1.6	1049	0.4	278846
Februar - February	I	161302	88.1	15555	8.5	4977	2.7	1352	0.7	183186
	II	76611	98.1	1232	1.6	224	0.3	19	0.0	78086
	ukupno - total	237913	91.1	16787	6.4	5201	2.0	1371	0.5	261272
Mart - March	I	234248	95.3	10428	4.2	932	0.4	161	0.1	245769
	II	119521	98.5	1429	1.2	174	0.1	251	0.2	121375
	ukupno - total	353769	96.4	11857	3.2	1106	0.3	412	0.1	367144
April - April	I	238890	96.3	8390	3.4	649	0.3	101	0.0	248030
	II	126438	98.7	1267	1.0	158	0.1	225	0.2	128088
	ukupno - total	365328	97.1	9657	2.6	807	0.2	326	0.1	376118
Maj - May	I	224405	93.7	12827	5.4	1979	0.8	209	0.1	239420
	II	120237	98.3	1921	1.6	152	0.1	39	0.0	122349
	ukupno - total	344642	95.3	14748	4.1	2131	0.6	248	0.1	361769
Juni - June	I	233618	97.0	6754	2.8	297	0.1	106	0.0	240775
	II	113779	98.5	1264	1.1	184	0.2	254	0.2	115481
	ukupno - total	347397	97.5	8018	2.3	481	0.1	360	0.1	356256
Juli - July	I	246827	96.9	6984	2.7	422	0.2	376	0.1	254609
	II	115091	98.6	1122	1.0	200	0.2	254	0.2	116667
	ukupno - total	361918	97.5	8106	2.2	622	0.2	630	0.2	371276
Avgust - August	I	258950	97.2	6939	2.6	308	0.1	239	0.1	266436
	II	134082	99.2	762	0.6	123	0.1	157	0.1	135124
	ukupno - total	393032	97.9	7701	1.9	431	0.1	396	0.1	401560
Septembar - September	I	245871	96.6	8141	3.2	376	0.1	179	0.1	254567
	II	129367	98.9	1063	0.8	149	0.1	214	0.2	130793
	ukupno - total	375238	97.4	9204	2.4	525	0.1	393	0.1	385360
Oktobar - October	I	247739	95.6	10623	4.1	780	0.3	92	0.0	259234
	II	135619	98.9	1204	0.9	162	0.1	162	0.1	137147
	ukupno - total	383358	96.7	11827	3.0	942	0.2	254	0.1	396381
Novembar - November	I	227978	95.3	10234	4.3	923	0.4	117	0.0	239252
	II	122208	98.7	1298	1.0	136	0.1	171	0.1	123813
	ukupno - total	350186	96.5	11532	3.2	1059	0.3	288	0.1	363065
Decembar - December	I	213815	95.2	9852	4.4	909	0.4	112	0.0	224688
	II	114536	98.5	1534	1.3	116	0.1	145	0.1	116331
	ukupno - total	328351	96.3	11386	3.3	1025	0.3	257	0.1	341019
Ukupno (godišnje) - Total (annual)	I	2709133	95.0	120859	4.2	16759	0.6	4075	0.1	2850826
	II	1390077	98.6	15299	1.1	1955	0.1	1909	0.1	1409240
	ukupno - total	4099210	96.2	136158	3.2	18714	0.4	5984	0.1	4260066
Prosjeak (PGDS) - Average (AADT)	I	7422	95.0	331	4.2	46	0.6	11	0.1	7810
	II	3808	98.6	42	1.1	5	0.1	5	0.1	3861
	ukupno - total	11231	96.2	373	3.2	51	0.4	16	0.1	11671

BRONANJE VOZILA NA MREŽI PUTEVA U REPUBLICI SRPSKOJ – 2013. GODINA
VEHICLE COUNTING ON THE ROAD NETWORK OF THE REPUBLIC OF SRPSKA – YEAR 2013

SAOBRAĆAJNI POKAZATELJI

000049
 Trn / 5+697,00
 M 16 / Klačnice 2 - Šargovac

Automatski brojač broj
 Lokalizacija / Stacionaža [km+m]
 Broj puta / Dionica

Mjesec	Smjer	minimalni čas		maksimalni čas		minimalni dan		maksimalni dan		dnevni prosjek (05-21 h)	noćni prosjek (21-05 h)	prosjek radnim danom	prosjek vikendom	ljetni prosjek
		datum/dan	čas	voz/h	voz/dan	datum/dan	voz/dan	datum/dan	voz/dan					
Januar	I	15/utorak	1	13	11/petak	16	644	4325	7/ponedjeljak	7499	5883	703	3821	2465
	II	24/četvrtak	2	0	4/petak	15	372	1150	18/petak	3936	2563	146	1807	902
	I+II	17/četvrtak	2	23	11/petak	16	976	5475	18/petak	11074	8146	849	5628	3367
Februar	I	5/utorak	2	16	14/četvrtak	15	643	4747	28/četvrtak	7873	5874	668	4835	1708
	II	2/subota	7	0	18/ponedjeljak	12	381	1528	28/četvrtak	4065	2671	117	2074	715
	I+II	5/utorak	2	16	21/četvrtak	16	986	6275	28/četvrtak	11938	8546	785	6909	2423
Mart	I	30/subota	2	0	15/petak	16	657	6610	31/nedjelja	8651	7147	781	5565	2363
	II	30/subota	2	0	15/petak	16	448	2922	31/nedjelja	4754	3683	232	2800	1115
	I+II	30/subota	2	0	15/petak	16	1105	9532	31/nedjelja	13395	10831	1013	8365	3478
April	I	2/utorak	2	22	13/subota	13	657	6062	21/nedjelja	9452	7344	924	6232	2035
	II	29/ponedjeljak	2	1	15/ponedjeljak	16	599	2729	28/nedjelja	6548	3984	286	3318	952
	I+II	2/utorak	2	28	15/ponedjeljak	16	1246	8867	21/nedjelja	16000	11327	1210	9550	2987
Maj	I	29/srijeda	2	25	20/ponedjeljak	7	637	5970	5/nedjelja	8880	6660	1064	4782	2941
	II	16/četvrtak	1	1	13/ponedjeljak	7	491	2268	26/nedjelja	5136	3645	302	2611	1336
	I+II	29/srijeda	2	27	13/ponedjeljak	7	1096	8284	5/nedjelja	13976	10304	1366	7392	4278
Juni	I	24/ponedjeljak	2	16	26/srijeda	16	647	6537	9/nedjelja	9085	7004	1022	5503	2523
	II	5/srijeda	2	2	3/ponedjeljak	7	455	2671	2/nedjelja	4661	3541	309	2696	1154
	I+II	5/srijeda	2	26	3/ponedjeljak	7	1046	9253	2/nedjelja	13579	10544	1331	8199	3677
Juli	I	10/srijeda	2	24	28/nedjelja	12	628	6721	7/nedjelja	8980	7089	1124	6179	2034
	II	9/utorak	2	2	2/utorak	7	387	2640	7/nedjelja	4342	3440	323	2889	874
	I+II	10/srijeda	2	33	28/nedjelja	12	1000	9361	7/nedjelja	13322	10529	1447	9068	2908
Avgust	I	6/utorak	2	34	11/nedjelja	12	658	7337	25/nedjelja	9205	7441	1154	6156	2438
	II	27/utorak	2	2	11/nedjelja	12	457	3236	25/nedjelja	5160	4019	340	3199	1159
	I+II	27/utorak	2	36	11/nedjelja	12	1115	10573	25/nedjelja	14279	11460	1494	9356	3598
Septembar	I	12/četvrtak	2	20	20/petak	15	680	7282	15/nedjelja	9148	7521	965	6069	2416
	II	26/četvrtak	2	2	13/petak	16	488	3326	15/nedjelja	5508	4075	285	3208	1151
	I+II	30/ponedjeljak	2	26	27/petak	15	1110	10608	15/nedjelja	14450	11596	1249	9278	3568
Oktobar	I	16/srijeda	2	19	18/petak	15	680	6803	20/nedjelja	9225	7477	885	6358	2004
	II	1/utorak	2	4	25/petak	15	470	3291	18/petak	5362	4162	263	3399	1025
	I+II	15/utorak	2	28	18/petak	16	1129	10094	20/nedjelja	14587	11639	1148	9757	3029
Novembar	I	5/utorak	1	16	8/petak	15	652	6459	10/nedjelja	8877	7205	770	5533	2442
	II	26/utorak	2	3	1/petak	17	466	3046	24/nedjelja	4922	3903	224	2943	1184
	I+II	12/utorak	1	26	8/petak	16	1090	9601	24/nedjelja	13799	11108	994	8477	3625
Decembar	I	17/utorak	2	7	30/ponedjeljak	16	675	4184	22/nedjelja	8717	6547	701	5398	1850
	II	5/četvrtak	3	2	31/utorak	16	462	2293	22/nedjelja	5041	3519	234	2889	864
	I+II	17/utorak	2	17	30/ponedjeljak	16	1115	6477	22/nedjelja	13650	10065	935	8287	2713
Godina	I	30.3/subota	2	0	20.9/petak	15	680	4184	22.12/nedjelja	9452	6912	898	8086	7211
	II	24.1/četvrtak	2	0	15.4/ponedjeljak	16	599	1150	7.1/ponedjeljak	6548	3605	256	4122	4083
	I+II	30.3/subota	2	0	15.4/ponedjeljak	16	1246	5475	7.1/ponedjeljak	16000	10517	1154	12208	12414

BROJANJE VOZILA NA MREŽI PUTEVA U REPUBLICI SRPSKOJ – 2013. GODINA
VEHICLE COUNTING ON THE ROAD NETWORK OF THE REPUBLIC OF SRPSKA – YEAR 2013

TRAFFIC PARAMETERS

Automatic counter number
 Location / Mileage [km+m]
 Road number / Section

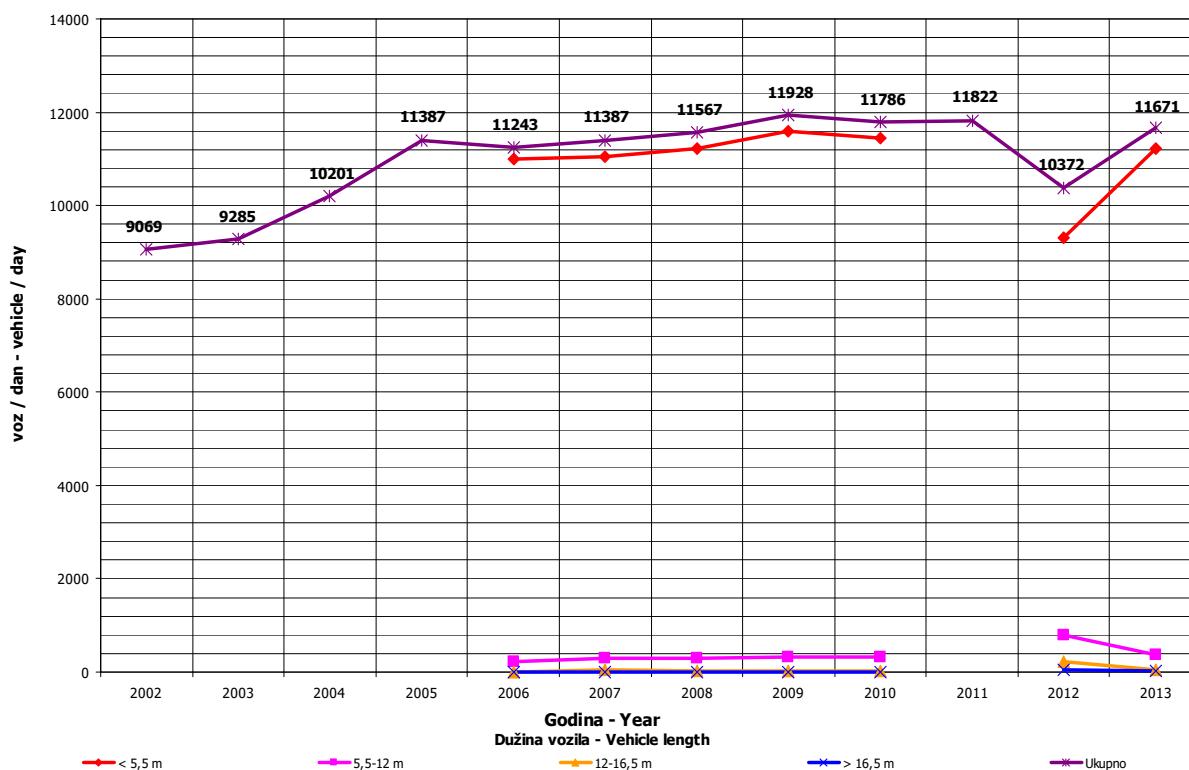
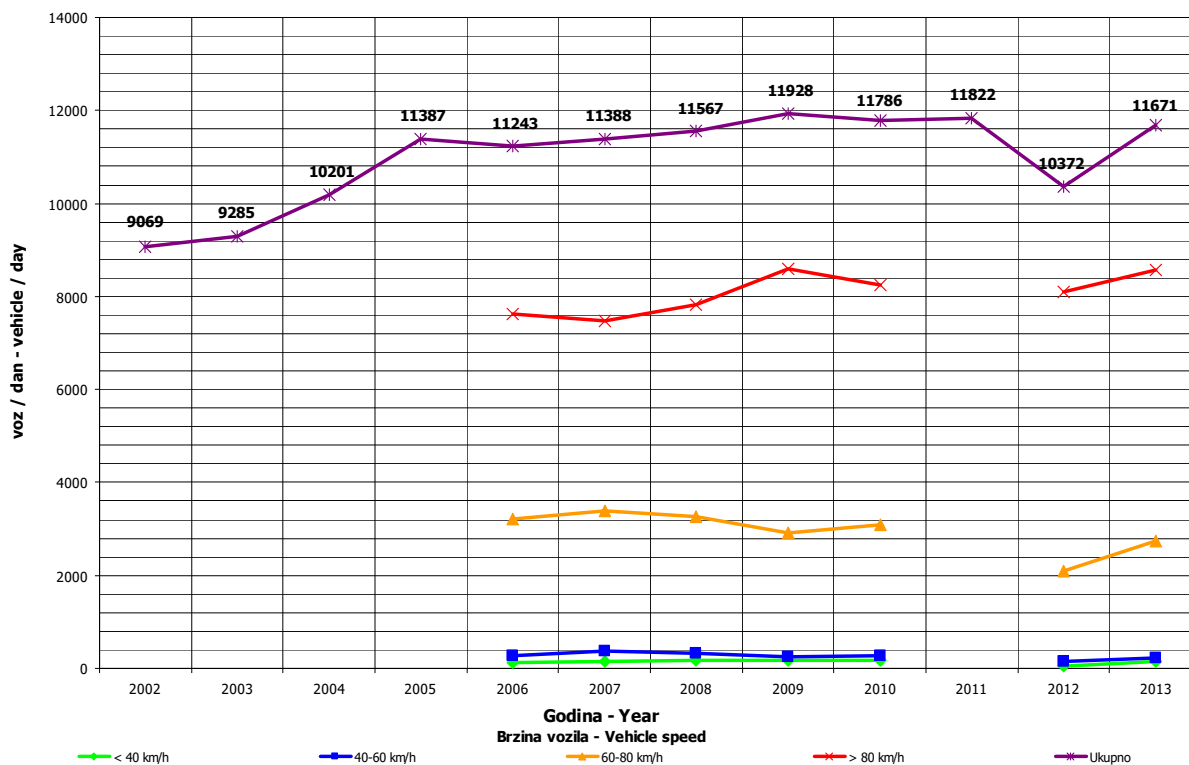
000049
 Trn / 5+697,00
 M 16 / Klačnice 2 - Šargovac

Month	Direction	minimum hour		maximum hour		veh/h	veh/day	minimum day		maximum day		day time average (5-21 h)	night average (21-05 h)	working day average	weekend average	summer average
		date/day	hour	date/day	hour			date/day	veh/day	date/day	veh/day					
January	I	15/Tuesday	1	11/Friday	16	644	4325	7/Monday	7499	5/Saturday	7499	5583	703	3821	2465	
	II	24/Thursday	2	4/Friday	15	372	1150	7/Monday	3936	18/Friday	3936	2563	146	1807	902	
	I+II	17/Thursday	2	11/Friday	16	976	5475	7/Monday	11074	18/Friday	11074	8146	849	5628	3367	
February	I	5/Tuesday	2	14/Thursday	15	643	4747	2/Saturday	7873	28/Thursday	7873	5874	668	4835	1708	
	II	2/Saturday	7	18/Monday	12	381	1528	2/Saturday	4065	28/Thursday	4065	2671	117	2074	715	
	I+II	5/Tuesday	2	21/Thursday	16	986	6275	2/Saturday	11938	28/Thursday	11938	8546	785	6909	2423	
March	I	30/Saturday	2	15/Friday	16	657	6610	31/Sunday	8651	22/Friday	8651	7147	781	5565	2363	
	II	30/Saturday	2	15/Friday	16	448	2922	31/Sunday	4754	8/Friday	4754	3683	232	2800	1115	
	I+II	30/Saturday	2	15/Friday	16	1105	9532	31/Sunday	13395	8/Friday	13395	10831	1013	8365	3478	
April	I	2/Tuesday	2	13/Saturday	13	657	6062	21/Sunday	9452	15/Monday	9452	7344	924	6232	2035	
	II	29/Monday	2	15/Monday	16	599	2729	28/Sunday	6548	15/Monday	6548	3984	286	3318	952	
	I+II	2/Tuesday	2	15/Monday	16	1246	8867	21/Sunday	16000	15/Monday	16000	11327	1210	9550	2987	
May	I	29/Wednesday	2	20/Monday	7	637	5970	5/Sunday	8880	17/Friday	8880	6660	1064	4782	2941	
	II	16/Thursday	1	13/Monday	7	491	2268	26/Sunday	5136	10/Friday	5136	3645	302	2611	1336	
	I+II	29/Wednesday	2	13/Monday	7	1096	8284	5/Sunday	13976	10/Friday	13976	10304	1366	7392	4278	
June	I	24/Monday	2	26/Wednesday	16	647	6537	9/Sunday	9085	14/Friday	9085	7004	1022	5503	2523	8026
	II	5/Wednesday	2	3/Monday	7	455	2671	2/Sunday	4661	28/Friday	4661	3541	309	2696	1154	3849
	I+II	5/Wednesday	2	3/Monday	7	1046	9253	2/Sunday	13579	14/Friday	13579	10544	1331	8199	3677	11875
July	I	10/Wednesday	2	28/Sunday	12	628	6721	7/Sunday	8980	12/Friday	8980	7089	1124	6179	2034	8213
	II	9/Tuesday	2	2/Tuesday	7	387	2640	7/Sunday	4342	12/Friday	4342	3440	323	2889	874	3763
	I+II	10/Wednesday	2	28/Sunday	12	1000	9361	7/Sunday	13322	12/Friday	13322	10529	1447	9068	2908	11977
August	I	6/Tuesday	2	11/Sunday	12	658	7337	25/Sunday	9205	9/Friday	9205	7441	1154	6156	2438	8995
	II	27/Tuesday	2	11/Sunday	12	457	3236	25/Sunday	5160	16/Friday	5160	4019	340	3199	1159	4359
	I+II	27/Tuesday	2	11/Sunday	12	1115	10573	25/Sunday	14279	16/Friday	14279	11460	1494	9356	3598	12954
September	I	12/Thursday	2	20/Friday	15	680	7282	15/Sunday	9148	20/Friday	9148	7521	965	6069	2416	8486
	II	26/Thursday	2	13/Friday	16	488	3326	15/Sunday	5508	13/Friday	5508	4075	285	3208	1151	4360
	I+II	30/Monday	2	27/Friday	15	1110	10608	15/Sunday	14450	13/Friday	14450	11596	1249	9278	3568	12845
October	I	16/Wednesday	2	18/Friday	15	680	6803	20/Sunday	9225	18/Friday	9225	7477	885	6358	2004	
	II	1/Tuesday	2	25/Friday	15	470	3291	20/Sunday	5362	18/Friday	5362	4162	263	3399	1025	
	I+II	15/Tuesday	2	18/Friday	16	1129	10094	20/Sunday	14587	18/Friday	14587	11639	1148	9757	3029	
November	I	5/Tuesday	1	8/Friday	15	652	6459	10/Sunday	8877	1/Friday	8877	7205	770	5533	2442	
	II	26/Tuesday	2	1/Friday	17	466	3046	24/Sunday	4922	1/Friday	4922	3903	224	2943	1184	
	I+II	12/Tuesday	1	8/Friday	16	1090	9601	24/Sunday	13799	1/Friday	13799	11108	994	8477	3625	
December	I	17/Tuesday	2	30/Monday	16	675	4184	22/Sunday	4184	27/Friday	4184	6547	701	5398	1850	
	II	5/Thursday	3	31/Tuesday	16	462	2293	22/Sunday	5041	31/Tuesday	5041	3519	234	2889	864	
	I+II	17/Tuesday	2	30/Monday	16	1115	6477	22/Sunday	13650	31/Tuesday	13650	10065	935	8287	2713	
Year	I	30.3/Saturday	2	20.9/Friday	15	680	4184	22.12/Sunday	4184	15.4/Monday	9452	6012	898	8086	7211	8331
	II	24.1/Thursday	2	15.4/Monday	16	599	1150	7.1/Monday	6548	15.4/Monday	6548	3605	256	4122	3294	4083
	I+II	30.3/Saturday	2	15.4/Monday	16	1246	5475	7.1/Monday	16000	15.4/Monday	16000	10517	1154	12208	10505	12414

GODIŠNJA NERAVNOMJERNOST SAOBRAĆAJNOG TOKA TRAFFIC FLOW ANNUAL VARIATION

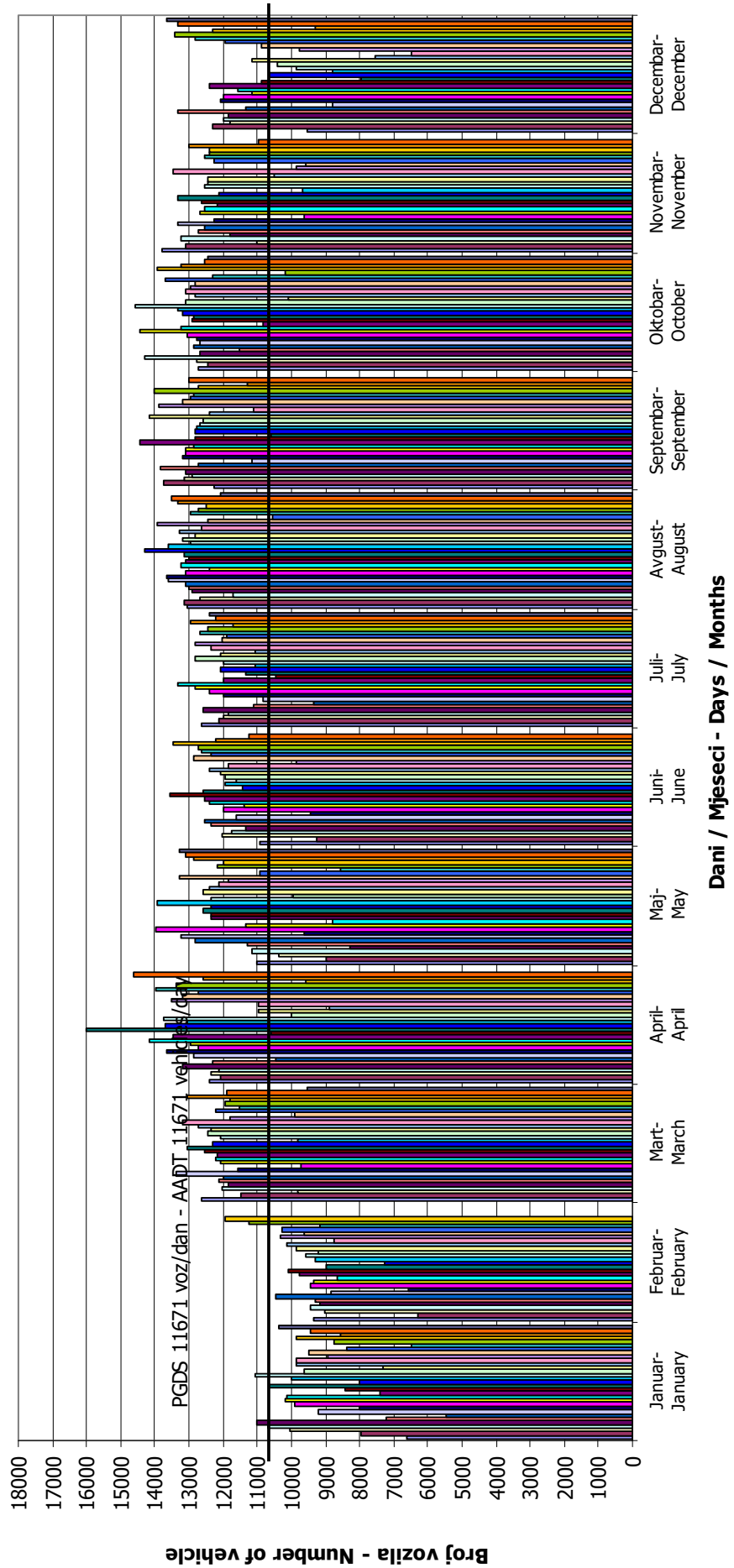
Automatski brojač broj - Automatic counter number
 Lokalizet - Location / Stacionaža - Mileage [km+m]
 Broj puta - Road number / Dionica - Section

000049
 Trn / 5+697,00
 M 16 / Klašnice 2 - Šargovac



**DNEVNA NERAVNOMJERNOST SAOBRAĆAJNOG TOKA
 TRAFFIC FLOW DAILY VARIATION**

Automatski brojač broj - Automatic counter number 000049
 Lokalizet - Location / Stacionaža - Mileage [km+mm] Trn / 5+697,00
 Broj puta - Road number/ Dionica - Section M 16 / Klačnice 2 - Šargovac

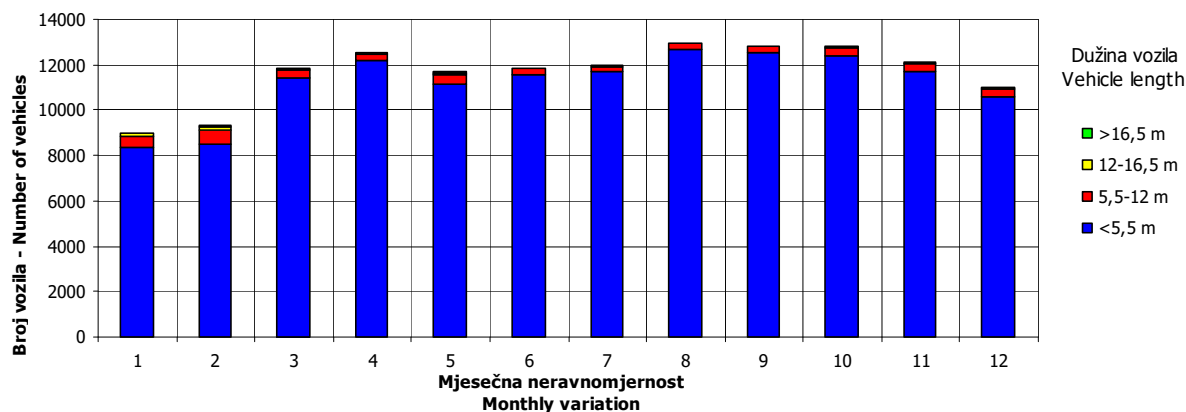
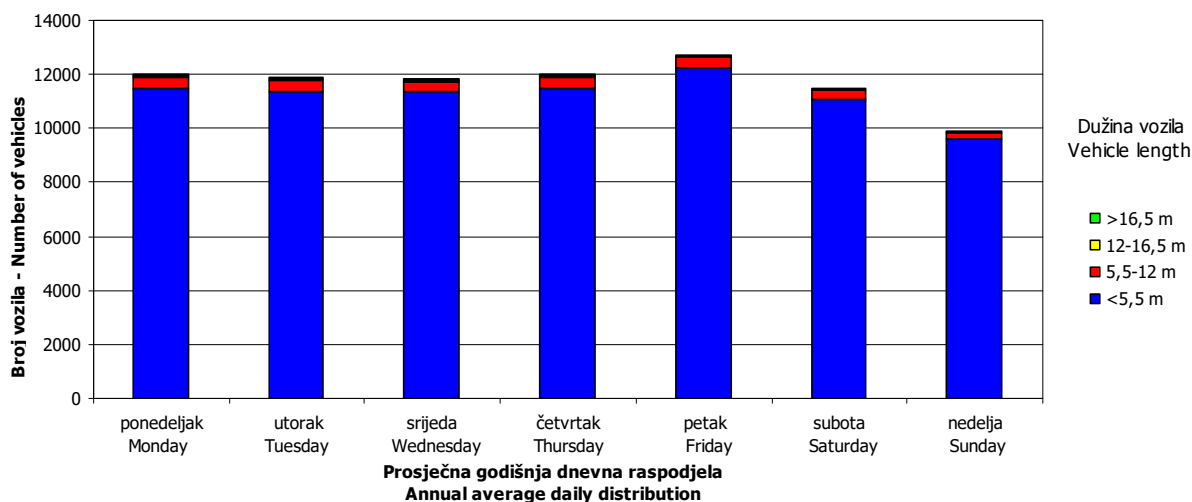
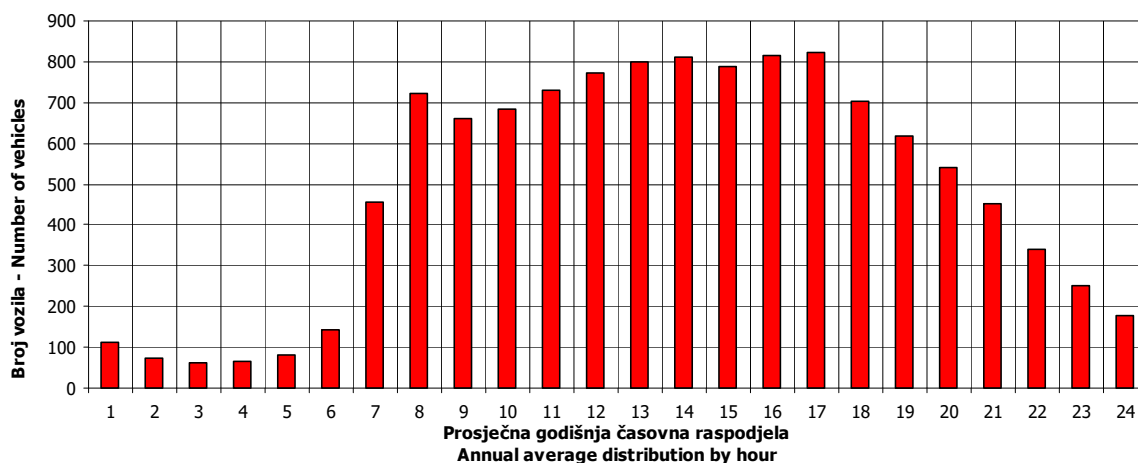


VREMENSKA RASPODJELA SAOBRAĆAJNOG TOKA TRAFFIC FLOW TIME DISTRIBUTION

Automatski brojač broj - Automatic counter number
 Lokalizet - Location / Stacionaža - Mileage [km+m]
 Broj puta - Road number / Dionica - Section

000049
 Trn / 5+697,00
 M 16 / Klašnice 2 - Šargovac

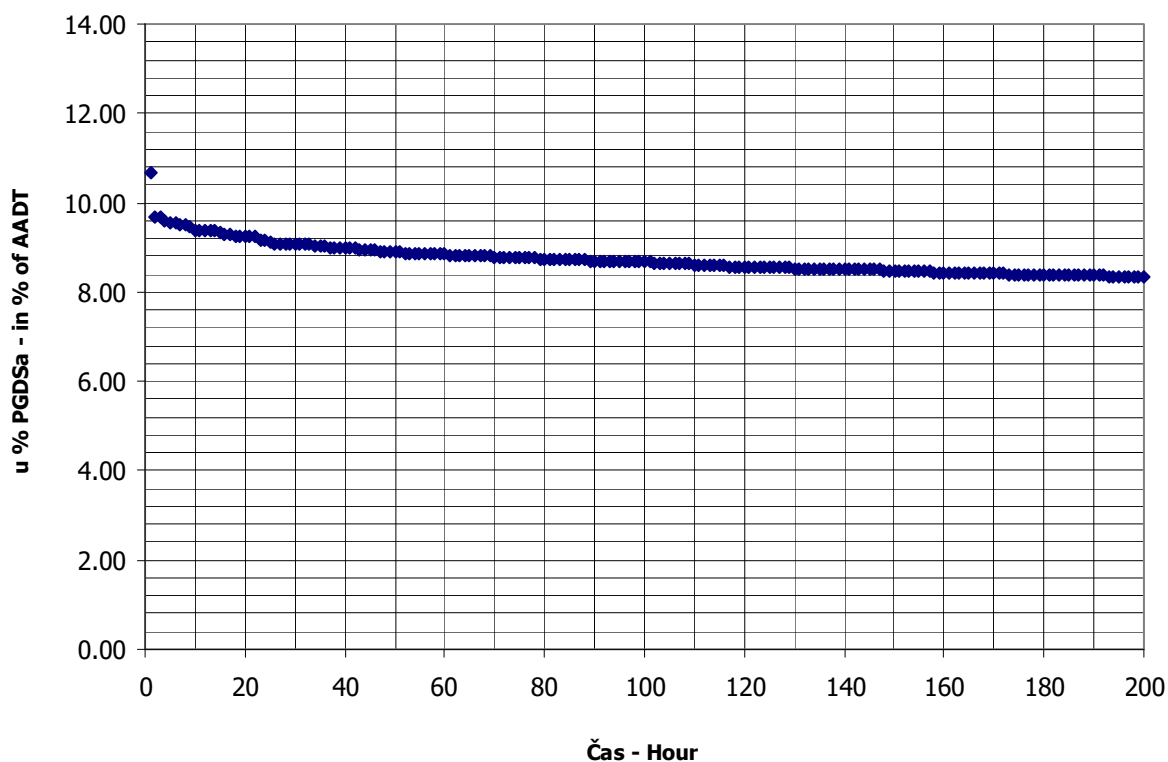
PGDS 11671 voz/dan AADT 11671 veh/day



SATNA DISTRIBUCIJA SAOBRAĆAJNOG TOKA TRAFFIC FLOW HOURLY DISTRIBUTION

Automatski brojač broj - Automatic counter number 000049
 Lokalitet - Location / Stacionaža - Mileage [km+m] Trn / 5+697,00
 Broj puta - Road number / Dionica - Section M 16 / Klašnice 2 - Šargovac

PGDS - AADT	11671 voz/dan - veh/day							
Čas - Hour	Maksimalni vršni sat - Maximum peak hour	10	20	30	40	50	100	200
Sat u danu - Hour of day	16	15	11	11	16	16	16	13
Sat u godini - Hour in year	2512	6639	2507	7331	2872	7216	7384	2461
Dan - Day of week	ponedeljak - Monday	petak - Friday	ponedeljak - Monday	subota - Saturday	utorak - Tuesday	ponedeljak - Monday	ponedeljak - Monday	subota - Saturday
Datum - Date	15	4	15	2	30	28	4	13
Mjesec - Month	april - April	oktobar - October	april - April	novembar - November	april - April	oktobar - October	novembar - November	april - April
Vrijednost - Value	1246	1095	1077	1059	1047	1037	1012	973
% - percent	10.68	9.38	9.23	9.07	8.97	8.88	8.67	8.34



BROJANJE VOZILA NA MREŽI PUTEVA U REPUBLICI SRPSKOJ – 2013. GODINA
VEHICLE COUNTING ON THE ROAD NETWORK OF THE REPUBLIC OF SRPSKA – YEAR 2013

MJESEČNI BROJ VOZILA
MONTHLY NUMBER OF VEHICLES

Automatski brojač broj - Automatic counter number 000050
 Lokalitet - Location / Stacionaža - Mileage [km+m] Trn / 5+650,00
 Broj puta - Road number / Dionica - Section M 16L / Klašnice 2 - Šargovac

	Mjesec - Month											
	Januar- January	Februar- February	Mart- March	April- April	Maj- May	Juni- June	Juli- July	August- August	Septembar- September	Oktober- October	Novembar- November	Decembar- December
1	5037	9098	9508	10964	11487	11251	10826	12834	12383	12100	12824	9219
2	7319	9223	8112	10297	8236	10315	11171	13273	13088	12062	11640	11259
3	10582	9649	10790	10691	9372	10997	11235	13168	12754	11855	9170	10813
4	11674	9890	11081	11222	9916	10995	11443	10719	12616	13116	11076	11276
5	9679	9780	10837	11730	8794	11763	12540	11836	12870	11756	11229	12549
6	5822	10006	11094	9636	11669	12327	12033	11654	13205	9853	11962	13133
7	5431	11077	11802	7747	12834	12409	9892	11424	13169	12133	12227	11497
8	9126	8601	9865	10818	13739	10853	10686	12379	11202	11896	13617	8878
9	7657	9462	7866	11073	8730	9601	12154	12945	12917	11774	12516	11040
10	10418	9991	10752	11134	11194	10444	11946	12426	12335	11802	9928	10946
11	10833	9990	10755	11617	11522	11007	12563	10709	12466	12807	11811	11047
12	9121	9653	10773	12453	9784	10812	12887	12178	12042	11542	11749	11608
13	6878	9834	10481	10239	11666	10550	11490	12374	14608	11072	11910	12509
14	7997	10929	11199	8810	11280	11329	10950	12410	12943	11824	12422	12387
15	9647	8724	9408	11682	12136	10715	11180	11637	9737	11818	13837	9657
16	9886	10376	8099	11653	11538	9981	11037	12335	11898	11689	12809	12071
17	11051	10212	10820	11810	13270	10669	11047	11641	11624	11542	9845	10936
18	11242	10002	10977	11880	11527	10201	11510	10184	13036	12846	11860	11710
19	10130	10049	11085	13205	9487	10242	12564	11451	12130	11481	11728	12697
20	8160	9869	10610	11107	11811	10628	11787	11554	13442	9013	11250	16542
21	10174	10606	12125	8949	11390	12661	9983	11494	12266	10448	11636	18378
22	10351	8610	10668	11641	11686	11925	11273	11614	9504	10700	13373	13317
23	10037	9730	7595	11801	11237	10615	14026	12337	9931	11139	11832	13198
24	10088	10292	10710	11824	12322	12255	11615	11248	12439	11419	9555	13002
25	8106	10082	10149	11811	11032	10878	11893	10385	12550	13065	11442	13238
26	9033	10128	10849	11936	9017	10703	12782	10829	12933	11658	11005	13925
27	9753	10451	11618	12185	11645	11353	12311	11540	14417	8982	10991	15340
28	10223	11579	11955	9601	11214	11921	10685	12425	13952	11584	11155	13711
29	9985		11624	10651	11191	10939	12468	13583	10712	12099	12433	10186
30	10361		11610	12846	11137	9501	12109	15045	12514	13121	11539	8177
31	10869		8109		13053		12416	14029		13831		10749
Ukupno- Total	286670	277893	322926	333013	344916	329840	362502	373660	371683	362027	350371	374995
Prosjek- Average	9247	25263	10417	11100	11126	10995	11694	12054	12389	11678	11679	12097
Godišnji prosjek (PGDS) - Annual average (AADT)												11207

BROJANJE VOZILA NA MREŽI PUTEVA U REPUBLICI SRPSKOJ – 2013. GODINA
VEHICLE COUNTING ON THE ROAD NETWORK OF THE REPUBLIC OF SRPSKA – YEAR 2013

STRUKTURA SAOBRAĆAJNOG TOKA
TRAFFIC FLOW COMPOSITION

Automatski brojač broj - Automatic counter number
 Lokalizet - Location / Stacionaža - Mileage [km+m]
 Broj puta - Road number / Dionica - Section

000050
 Trn / 5+650,00
 M 16L / Klašnice 2 - Šargovac

Mjesec - Month	Smjer - Direction	Dužina vozila - Vehicle length								Ukupno - Total
		< 5,5 m	(%)	5,5 - 12 m	(%)	12 - 16,5 m	(%)	< 16,5 m	(%)	
Januar - January	I	176751	93.0	10391	5.5	2642	1.4	181	0.1	189965
	II	92584	95.7	3334	3.4	759	0.8	28	0.0	96705
	ukupno - total	269335	94.0	13725	4.8	3401	1.2	209	0.1	286670
Februar - February	I	167875	92.0	11615	6.4	2726	1.5	219	0.1	182435
	II	91833	96.2	3081	3.2	529	0.6	15	0.0	95458
	ukupno - total	259708	93.5	14696	5.3	3255	1.2	234	0.1	277893
Mart - March	I	197369	92.1	13463	6.3	3126	1.5	237	0.1	214195
	II	105388	96.9	2772	2.5	542	0.5	29	0.0	108731
	ukupno - total	302757	93.8	16235	5.0	3668	1.1	266	0.1	322926
April - April	I	203284	91.9	14711	6.7	2810	1.3	334	0.2	221139
	II	109875	98.2	1798	1.6	178	0.2	23	0.0	111874
	ukupno - total	313159	94.0	16509	5.0	2988	0.9	357	0.1	333013
Maj - May	I	202698	87.2	21930	9.4	6414	2.8	1427	0.6	232469
	II	110608	98.4	1535	1.4	279	0.2	25	0.0	112447
	ukupno - total	313306	90.8	23465	6.8	6693	1.9	1452	0.4	344916
Juni - June	I	182484	96.4	5475	2.9	1107	0.6	193	0.1	189259
	II	137882	98.1	2102	1.5	542	0.4	55	0.0	140581
	ukupno - total	320366	97.1	7577	2.3	1649	0.5	248	0.1	329840
Juli - July	I	197257	98.2	3316	1.7	306	0.2	80	0.0	200959
	II	160000	99.0	1209	0.7	256	0.2	78	0.0	161543
	ukupno - total	357257	98.6	4525	1.2	562	0.2	158	0.0	362502
Avgust - August	I	199849	97.2	4829	2.3	792	0.4	58	0.0	205528
	II	163938	97.5	3308	2.0	793	0.5	93	0.1	168132
	ukupno - total	363787	97.4	8137	2.2	1585	0.4	151	0.0	373660
Septembar - September	I	178831	91.6	12272	6.3	4165	2.1	60	0.0	195328
	II	156819	88.9	14933	8.5	4517	2.6	86	0.0	176355
	ukupno - total	335650	90.3	27205	7.3	8682	2.3	146	0.0	371683
Oktobar - October	I	193493	95.2	8793	4.3	830	0.4	213	0.1	203329
	II	155796	98.2	2535	1.6	337	0.2	30	0.0	158698
	ukupno - total	349289	96.5	11328	3.1	1167	0.3	243	0.1	362027
Novembar - November	I	178522	91.0	12448	6.3	5121	2.6	93	0.0	196184
	II	139038	90.2	11453	7.4	3629	2.4	67	0.0	154187
	ukupno - total	317560	90.6	23901	6.8	8750	2.5	160	0.0	350371
Decembar - December	I	189155	92.4	11261	5.5	4269	2.1	128	0.1	204813
	II	152399	89.6	13725	8.1	3784	2.2	274	0.2	170182
	ukupno - total	341554	91.1	24986	6.7	8053	2.1	402	0.1	374995
Ukupno (godišnje) - Total (annual)	I	2267568	93.1	130504	5.4	34308	1.4	3223	0.1	2435603
	II	1576160	95.2	61785	3.7	16145	1.0	803	0.0	1654893
	ukupno - total	3843728	94.0	192289	4.7	50453	1.2	4026	0.1	4090496
Prosjeak (PGDS) - Average (AADT)	I	6213	93.1	358	5.4	94	1.4	9	0.1	6673
	II	4318	95.2	169	3.7	44	1.0	2	0.0	4534
	ukupno - total	10531	94.0	527	4.7	138	1.2	11	0.1	11207

BRONANJE VOZILA NA MREŽI PUTEVA U REPUBLICI SRPSKOJ – 2013. GODINA
VEHICLE COUNTING ON THE ROAD NETWORK OF THE REPUBLIC OF SRPSKA – YEAR 2013

SAOBRAĆAJNI POKAZATELJI

000050
 Trn / 5+650,00
 M 16L / Klašnice 2 - Šargovac

Automatski brojač broj
 Lokalizet / Stacionaža [km+m]
 Broj puta / Dionica

Mjesec	Smjer	minimalni čas			maksimalni čas			minimalni dan		maksimalni dan		dnevni prosjek (05-21 h)	noćni prosjek (21-05 h)	prosjek radnim danom	prosjek vikendom	ljetni prosjek
		datum/dan	čas	voz/h	datum/dan	čas	voz/h	datum/dan	voz/dan							
Januar	I	15/utorak	3	14	15	589	4072	1/utorak	4072	4/petak	7877	5391	736	3872	2256	
	II	11/petak	2	0	418	11/petak	965	1/utorak	965	18/petak	5185	2871	248	2085	1035	
	I+II	27/nedjelja	3	16	1007	11/petak	5037	1/utorak	5037	4/petak	11674	8263	985	5957	3291	
Februar	I	20/srijeda	3	5	594	21/četvrtak	4632	2/subota	4632	28/četvrtak	7710	5749	767	4855	1660	
	II	6/srijeda	4	0	461	17/nedjelja	2350	8/petak	2350	16/subota	5278	3157	252	2250	1159	
	I+II	25/ponedjeljak	2	15	1041	17/nedjelja	8601	8/petak	8601	28/četvrtak	11579	8906	1019	7106	2819	
Mart	I	29/petak	2	0	626	18/ponedjeljak	5613	23/subota	5613	21/četvrtak	8050	6183	726	4815	2094	
	II	4/ponedjeljak	3	0	455	11/ponedjeljak	1982	23/subota	1982	29/petak	5508	3308	200	2555	953	
	I+II	29/petak	2	0	1057	11/ponedjeljak	7595	23/subota	7595	21/četvrtak	12125	9491	926	7370	3047	
April	I	9/utorak	2	17	673	30/utorak	5738	7/nedjelja	5738	19/petak	8496	6945	826	5543	1828	
	II	1/ponedjeljak	3	0	489	22/ponedjeljak	2009	7/nedjelja	2009	25/četvrtak	5230	3524	206	2948	781	
	I+II	9/utorak	2	18	1114	22/ponedjeljak	7747	7/nedjelja	7747	19/petak	13205	10069	1032	8491	2609	
Maj	I	13/srijeda	2	16	758	6/ponedjeljak	5936	2/četvrtak	5936	8/srijeda	9332	6564	935	4577	2922	
	II	13/ponedjeljak	2	0	452	6/ponedjeljak	2231	26/nedjelja	2231	1/srijeda	4970	3434	194	2337	1291	
	I+II	21/utorak	2	19	1210	6/ponedjeljak	8236	2/četvrtak	8236	8/srijeda	13739	9997	1129	6914	4212	
Juni	I	26/srijeda	2	17	642	1/subota	5037	25/utorak	5037	1/subota	7787	5282	1027	4129	2179	6309
	II	3/ponedjeljak	1	6	488	21/petak	3128	2/nedjelja	3128	21/petak	5942	4108	578	3342	1344	4686
	I+II	26/srijeda	2	35	968	21/petak	9501	30/nedjelja	9501	21/petak	12661	9390	1605	7471	3523	10995
Juli	I	4/četvrtak	2	19	538	23/utorak	5867	8/ponedjeljak	5867	23/utorak	7635	5308	1175	4792	1690	6483
	II	8/ponedjeljak	2	7	499	9/utorak	3658	7/nedjelja	3658	23/utorak	6391	4528	683	4026	1185	5211
	I+II	3/srijeda	2	40	922	23/utorak	9892	7/nedjelja	9892	23/utorak	14026	9836	1858	8818	2875	11694
Avgust	I	29/četvrtak	2	20	539	29/četvrtak	6031	26/ponedjeljak	6031	30/petak	7555	5533	1097	4682	1948	6630
	II	20/utorak	2	11	490	2/petak	3787	18/nedjelja	3787	30/petak	7490	4758	665	4000	1423	5424
	I+II	21/srijeda	2	48	989	29/četvrtak	10184	18/nedjelja	10184	30/petak	15045	10291	1763	8682	3371	12054
Septembar	I	6/petak	22	0	617	27/petak	4403	23/ponedjeljak	4403	27/petak	7915	5719	792	4675	1836	6511
	II	16/ponedjeljak	2	16	574	1/nedjelja	4394	15/nedjelja	4394	13/petak	6810	5113	765	4185	1693	5879
	I+II	25/srijeda	2	36	1003	27/petak	9504	22/nedjelja	9504	13/petak	14608	10832	1557	8861	3529	12389
Oktobar	I	10/četvrtak	2	14	551	30/srijeda	5453	20/nedjelja	5453	31/četvrtak	7161	5787	772	4942	1617	
	II	14/ponedjeljak	2	9	531	31/četvrtak	3484	27/nedjelja	3484	31/četvrtak	6670	4646	473	3983	1137	
	I+II	10/četvrtak	2	31	1026	30/srijeda	8982	27/nedjelja	8982	31/četvrtak	13831	10433	1245	8925	2753	
Novembar	I	27/srijeda	2	9	633	8/petak	5480	10/nedjelja	5480	22/petak	7609	5786	754	4449	2090	
	II	5/utorak	2	7	504	5/utorak	3447	3/nedjelja	3447	15/petak	6240	4587	552	3548	1592	
	I+II	27/srijeda	2	23	1068	8/petak	9170	3/nedjelja	9170	15/petak	13837	10373	1306	7997	3682	
Decembar	I	17/utorak	2	9	713	29/srijeda	4336	30/ponedjeljak	4336	21/subota	9678	5782	825	4736	1871	
	II	12/četvrtak	2	9	575	21/subota	3813	8/nedjelja	3813	21/subota	8700	4818	672	3902	1588	
	I+II	12/četvrtak	2	21	1241	21/subota	8177	30/ponedjeljak	8177	21/subota	18378	10600	1496	8638	3459	
Godina	I	29.3/petak	2	0	758	6.5/ponedjeljak	4072	1.1/utorak	4072	21.12/subota	9678	5802	870	6819	6355	6484
	II	11.1/petak	2	0	575	21.12/subota	965	1.1/utorak	965	21.12/subota	8700	4076	458	4773	4015	5300
	I+II	29.3/petak	2	0	1241	21.12/subota	5037	1.1/utorak	5037	21.12/subota	18378	9878	1329	11592	10370	11784

BROJANJE VOZILA NA MREŽI PUTEVA U REPUBLICI SRPSKOJ – 2013. GODINA
VEHICLE COUNTING ON THE ROAD NETWORK OF THE REPUBLIC OF SRPSKA – YEAR 2013

TRAFFIC PARAMETERS

Automatic counter number
 Location / Mileage [km+m]
 Road number / Section

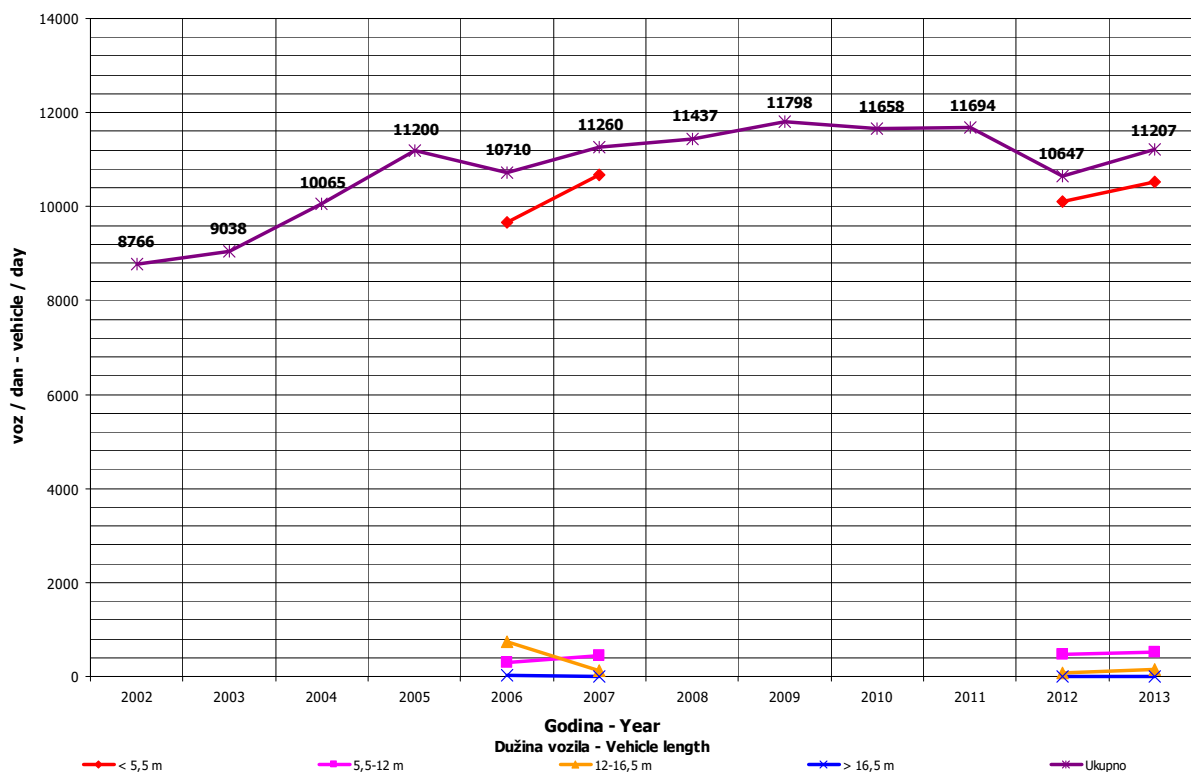
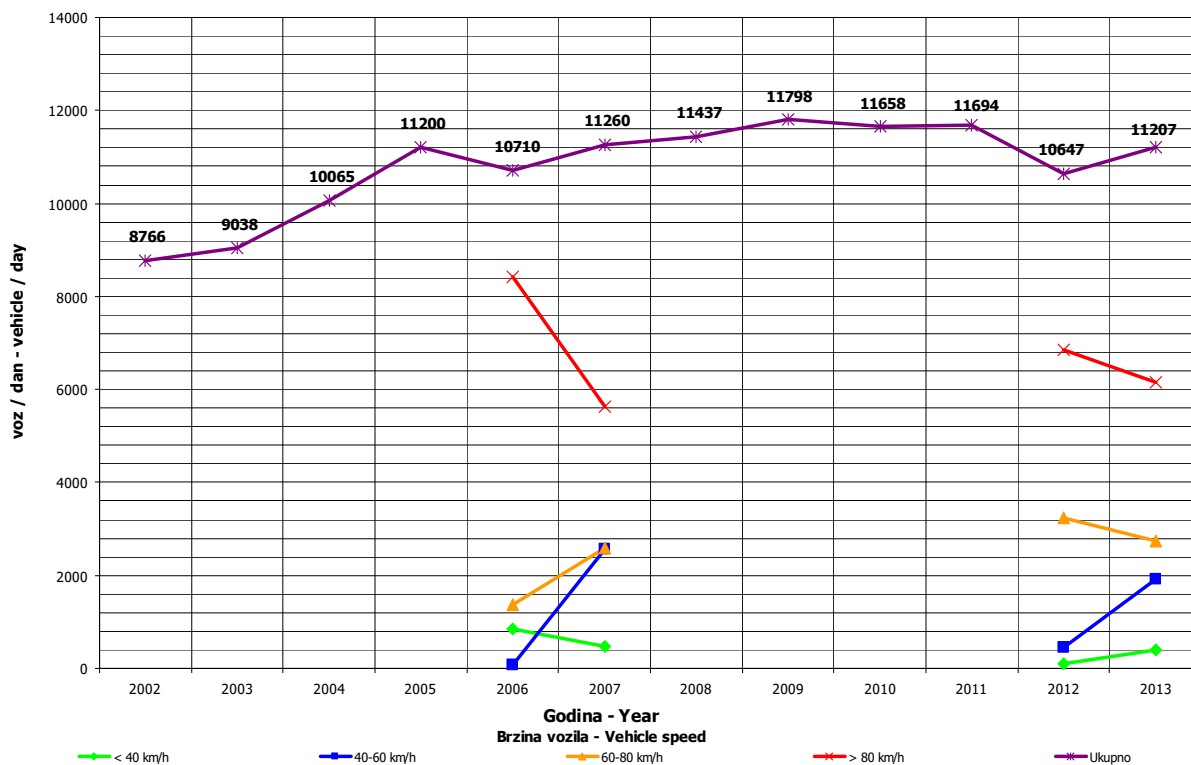
000050
 Trn / 5+650,00
 M 16L / Klačnice 2 - Šargovac

Month	Direction	minimum hour		maximum hour		veh/h	veh/day	minimum day		maximum day		day time average (5-21 h)	night average (21-05 h)	working day average	weekend average	summer average
		date/day	hour	date/day	hour			date/day	veh/day	date/day	veh/day					
January	I	15/Tuesday	3	14	11/Friday	15	4072	1/Tuesday	7877	4/Friday	5391	736	3872	2256		
	II	11/Friday	2	0	11/Friday	15	965	1/Tuesday	5185	18/Friday	2871	248	2085	1035		
	I+II	27/Sunday	3	16	11/Friday	15	1007	1/Tuesday	11674	4/Friday	8263	985	5957	3291		
February	I	20/Wednesday	3	5	21/Thursday	8	594	2/Saturday	4632	28/Thursday	5749	767	4855	1660		
	II	6/Wednesday	4	0	17/Sunday	8	461	8/Friday	2350	16/Saturday	5278	252	2250	1159		
	I+II	25/Monday	2	15	17/Sunday	8	1041	8/Friday	8601	28/Thursday	8906	1019	7106	2819		
March	I	29/Friday	2	0	18/Monday	7	626	23/Saturday	5613	21/Thursday	6183	726	4815	2094		
	II	4/Monday	3	0	11/Monday	7	455	23/Saturday	1982	29/Friday	3308	200	2555	953		
	I+II	29/Friday	2	0	11/Monday	7	1057	23/Saturday	7595	21/Thursday	9491	926	7370	3047		
April	I	9/Thursday	2	17	30/Tuesday	13	673	7/Sunday	5738	19/Friday	6545	826	5543	1828		
	II	1/Monday	3	0	22/Monday	7	489	7/Sunday	2009	25/Thursday	3524	206	2948	781		
	I+II	9/Thursday	2	18	22/Monday	7	1114	7/Sunday	7747	19/Friday	10069	1032	8491	2609		
May	I	1/Wednesday	2	16	6/Monday	12	758	2/Thursday	5936	8/Wednesday	6564	935	4577	2922		
	II	13/Monday	2	0	6/Monday	12	452	26/Sunday	2231	1/Wednesday	3434	194	2337	1291		
	I+II	21/Thursday	2	19	6/Monday	12	1210	2/Thursday	8236	1/Wednesday	9997	1129	6914	4212		
June	I	26/Wednesday	2	17	1/Saturday	16	642	25/Thursday	5037	8/Wednesday	7787	1027	4129	2179	6309	
	II	3/Monday	1	6	21/Friday	7	488	2/Sunday	3128	21/Friday	4108	578	3342	1344	4686	
	I+II	26/Wednesday	2	35	21/Friday	7	968	30/Sunday	9501	21/Friday	9390	1605	7471	3523	10995	
July	I	4/Thursday	2	19	23/Tuesday	15	538	8/Monday	5867	23/Tuesday	7635	1175	4792	1690	6483	
	II	8/Monday	2	7	9/Thursday	13	499	7/Sunday	3658	23/Tuesday	6391	4528	683	4026	1185	5211
	I+II	3/Wednesday	2	40	23/Tuesday	11	922	7/Sunday	9892	23/Tuesday	14026	9836	1858	8818	2875	11694
August	I	29/Thursday	2	20	29/Thursday	15	539	26/Monday	6031	30/Friday	7555	5533	1097	4682	1948	6630
	II	20/Tuesday	2	11	2/Friday	16	490	18/Sunday	3787	30/Friday	7490	4758	665	4000	1423	5424
	I+II	21/Wednesday	2	48	29/Thursday	15	989	18/Sunday	10184	30/Friday	15045	10291	1763	8682	3371	12054
September	I	6/Friday	22	0	27/Friday	17	617	23/Monday	4403	27/Friday	7915	5719	792	4675	1836	6511
	II	16/Monday	2	16	1/Sunday	20	574	15/Sunday	4394	13/Friday	6810	5113	4185	1693	5879	
	I+II	25/Wednesday	2	36	27/Friday	17	1003	22/Sunday	9504	13/Friday	14608	10832	1557	8861	3529	12389
October	I	10/Thursday	2	14	30/Wednesday	16	551	20/Sunday	5453	31/Thursday	7161	5787	772	4942	1617	
	II	14/Monday	2	9	31/Thursday	10	531	27/Sunday	3484	31/Thursday	6670	4646	473	3983	1137	
	I+II	10/Thursday	2	31	30/Wednesday	16	1026	27/Sunday	8982	31/Thursday	13831	10433	1245	8925	2753	
November	I	27/Wednesday	2	9	8/Friday	15	633	10/Sunday	5480	22/Friday	7609	5786	754	4449	2090	
	II	5/Thursday	2	7	5/Thursday	16	504	3/Sunday	3447	15/Friday	6240	4587	552	3548	1592	
	I+II	27/Wednesday	2	23	8/Friday	15	1068	3/Sunday	9170	15/Friday	13837	10373	1306	7997	3682	
December	I	17/Thursday	2	9	25/Wednesday	15	713	30/Monday	4336	21/Saturday	9678	5782	825	4736	1871	
	II	12/Thursday	2	9	21/Saturday	16	575	8/Sunday	3813	21/Saturday	8700	4818	672	3902	1588	
	I+II	12/Thursday	2	21	21/Saturday	15	1241	30/Monday	8177	21/Saturday	18378	10600	1496	8638	3459	
Year	I	29.3/Friday	2	0	6.5/Monday	12	758	1.1/Thursday	4072	21.12/Saturday	9678	5802	870	6819	6355	6484
	II	1.1.1/Friday	2	0	21.12/Saturday	16	575	1.1/Thursday	965	21.12/Saturday	8700	4076	458	4773	4015	5300
	I+II	29.3/Friday	2	0	21.12/Saturday	15	1241	1.1/Thursday	5037	21.12/Saturday	18378	9878	1329	11592	10370	11784

GODIŠNJA NERAVNOMJERNOST SAOBRAĆAJNOG TOKA TRAFFIC FLOW ANNUAL VARIATION

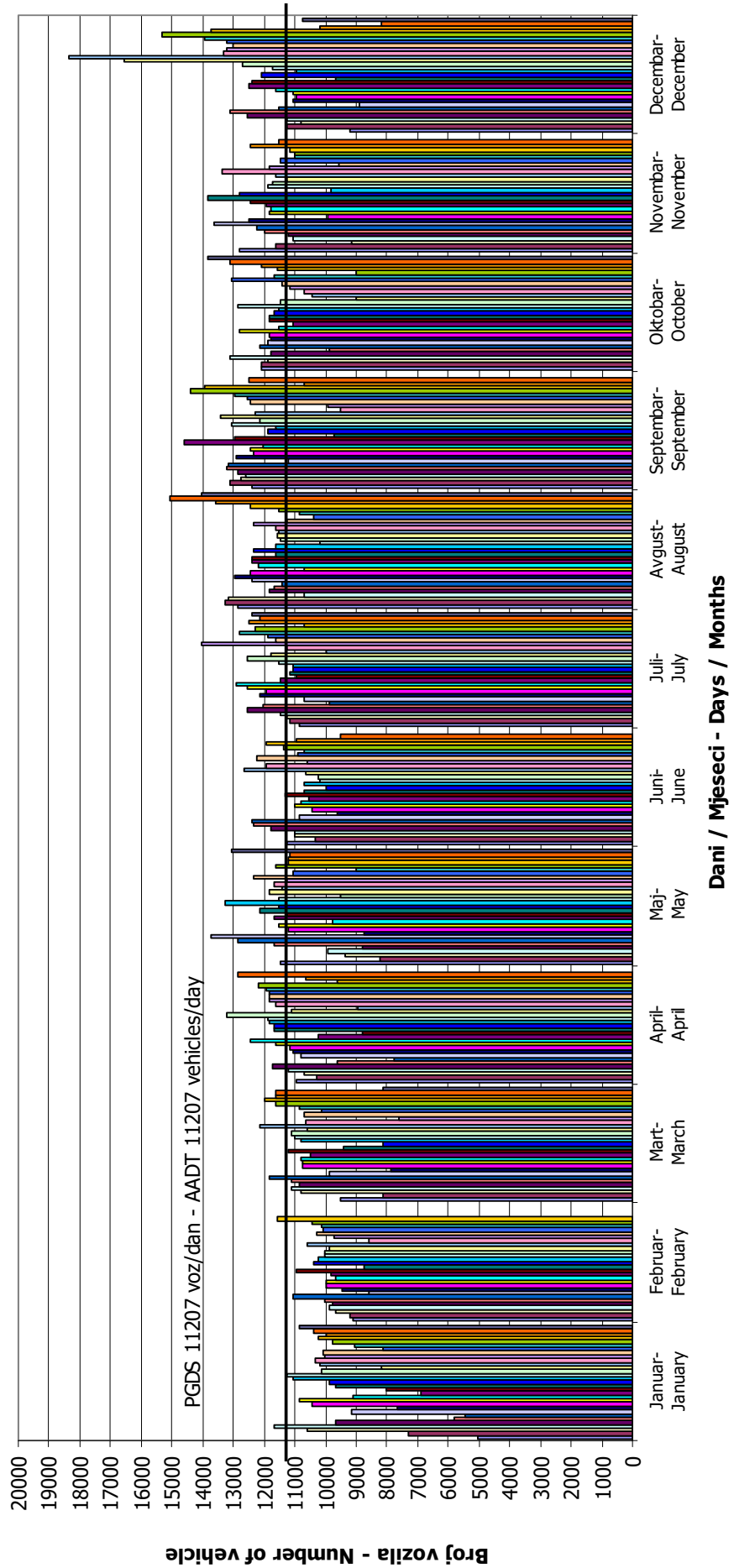
Automatski brojač broj - Automatic counter number
 Lokalizet - Location / Stacionaža - Mileage [km+m]
 Broj puta - Road number / Dionica - Section

000050
 Trn / 5+650,00
 M 16L / Klašnice 2 - Šargovac



DNEVNA NERAVNOMJERNOST SAOBRAĆAJNOG TOKA
TRAFFIC FLOW DAILY VARIATION

Automatski brojač broj - Automatic counter number 000050
 Lokalizet - Location / Stacionaža - Mileage [km+mm] Trn / 5+650,00
 Broj puta - Road number/ Dionica - Section M 16L / Klačnice 2 - Šargovac

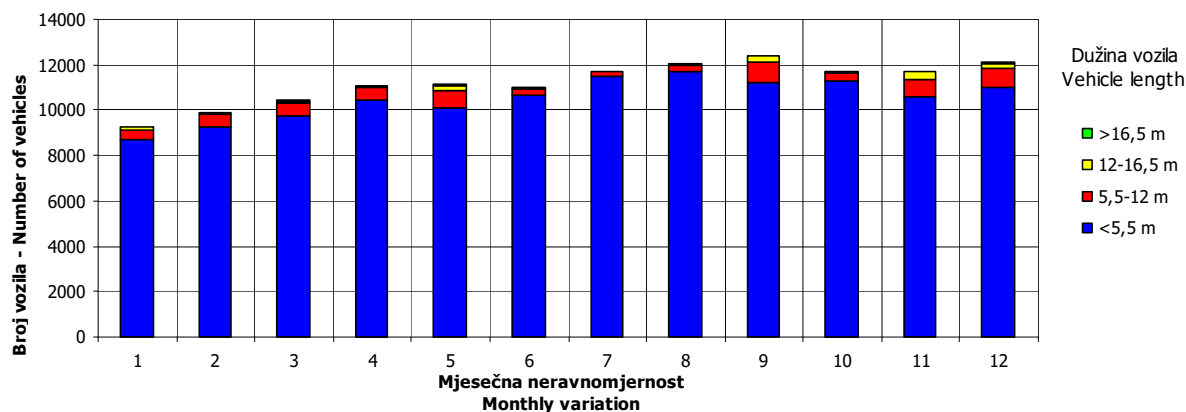
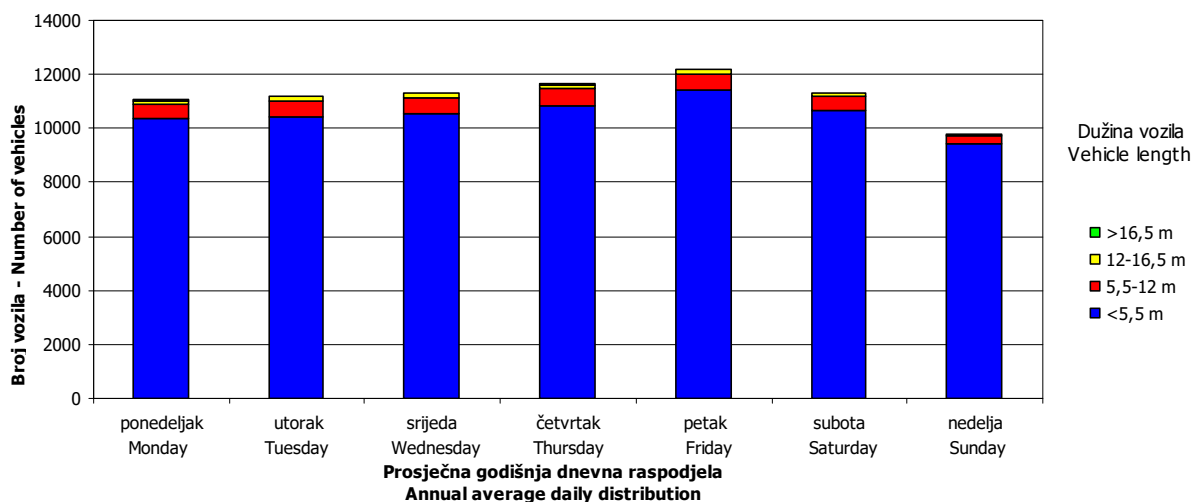
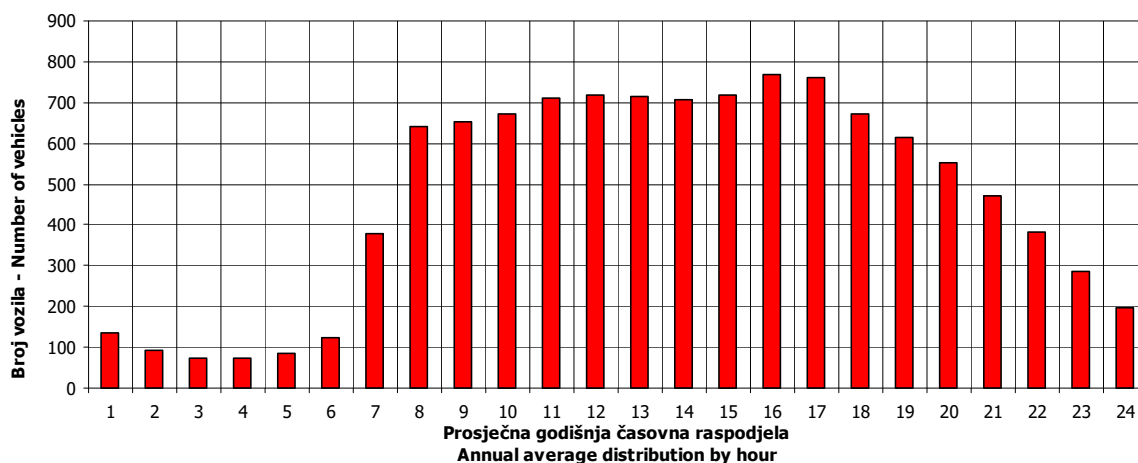


VREMENSKA RASPODJELA SAOBRAĆAJNOG TOKA TRAFFIC FLOW TIME DISTRIBUTION

Automatski brojač broj - Automatic counter number
 Lokalizet - Location / Stacionaža - Mileage [km+m]
 Broj puta - Road number / Dionica - Section

000050
 Trn / 5+650,00
 M 16L / Klašnice 2 - Šargovac

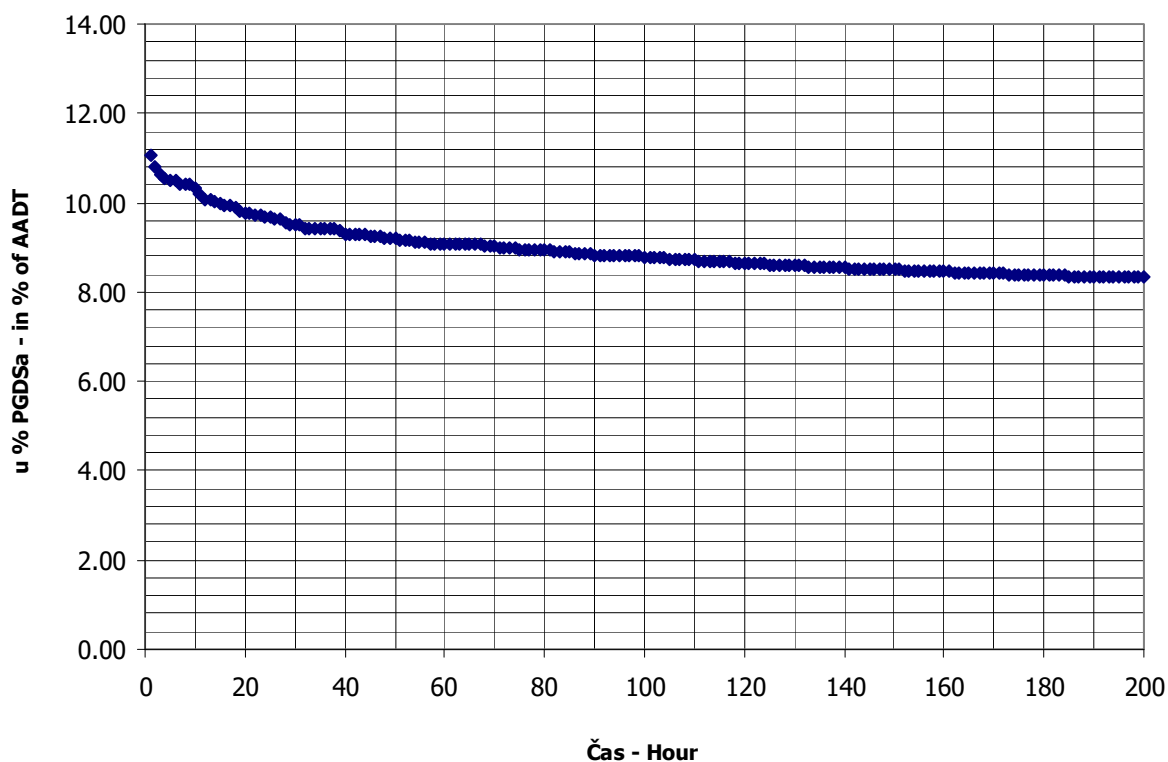
PGDS 11207 voz/dan AADT 11207 veh/day



SATNA DISTRIBUCIJA SAOBRAĆAJNOG TOKA
TRAFFIC FLOW HOURLY DISTRIBUTION

Automatski brojač broj - Automatic counter number 000050
 Lokalitet - Location / Stacionaža - Mileage [km+m] Trn / 5+650,00
 Broj puta - Road number / Dionica - Section M 16L / Klašnice 2 - Šargovac

PGDS - AADT	11207 voz/dan - veh/day							
Čas - Hour	Maksimalni vršni sat - Maximum peak hour	10	20	30	40	50	100	200
Sat u danu - Hour of day	15	12	16	13	15	14	16	11
Sat u godini - Hour in year	8511	8652	8488	8485	7815	8582	3256	5987
Dan - Day of week	subota - Saturday	petak - Friday	petak - Friday	petak - Friday	petak - Friday	utorak - Tuesday	četvrtak - Thursday	subota - Saturday
Datum - Date	21	27	20	20	22	24	16	7
Mjesec - Month	decembar - December	decembar - December	decembar - December	decembar - December	novembar - November	decembar - December	maj - May	septembar - September
Vrijednost - Value	1241	1141	1092	1063	1042	1027	983	933
% - percent	11.07	10.18	9.74	9.49	9.30	9.16	8.77	8.33



BROJANJE VOZILA NA MREŽI PUTEVA U REPUBLICI SRPSKOJ – 2013. GODINA
VEHICLE COUNTING ON THE ROAD NETWORK OF THE REPUBLIC OF SRPSKA – YEAR 2013

MJESEČNI BROJ VOZILA
MONTHLY NUMBER OF VEHICLES

Automatski brojač broj - Automatic counter number
 Lokalitet - Location / Stacionaža - Mileage [km+m]
 Broj puta - Road number / Dionica - Section

000051
 Podnovlje / 0+916,00
 M 17 / Podnovlje - Šešlije

	Mjesec - Month											
	Januar- January	Februar- February	Mart- March	April- April	Maj- May	Jun- June	Juli- July	August- August	Septembar- September	Oktoibar- October	Novembar- November	Decembar- December
1	2075	3340	3452	4066	4627	3843	4104	5732	4467	4226	4604	2618
2	3151	2983	3330	3519	4624	3716	4109	6163	4268	4004	4194	3395
3	3459	2218	2869	3470	5192	3816	4124	5884	3913	3968	4160	3623
4	3638	2765	3153	3489	4491	3600	4159	5282	4484	4264	3720	3551
5	3565	2903	3250	3840	3423	3562	4848	5527	4561	4116	3628	3527
6	2391	2962	3197	3505	4102	3624	4835	5128	4639	3833	3817	3775
7	2490	3025	3614	3205	3998	3981	4015	5130	4606	3802	3971	3318
8	3302	3262	3794	3526	4094	3701	3987	4771	4381	3919	4749	2463
9	3252	2967	3454	3647	4479	3427	4295	5403	3961	3893	4065	3513
10	3340	2275	2908	3617	4743	3517	4512	6159	4188	4106	3234	3622
11	3465	3035	3268	3963	4398	3675	4711	5410	3992	4465	3793	3489
12	3116	2993	3240	4051	4001	3681	5214	5003	4086	4080	3721	3779
13	2535	3036	3256	3685	3359	4101	4934	5130	4554	3706	3911	3900
14	2593	3243	3207	3351	4027	4266	4186	5168	4177	3747	4362	3353
15	2981	3596	3294	3557	3994	4059	4658	5038	3746	3978	4374	2473
16	3059	3207	2929	3726	4092	3804	4703	5669	4018	4030	4058	3413
17	3125	2772	2589	3746	4449	3787	4554	5999	4031	4001	3234	3730
18	3269	3104	3206	3775	4087	3890	4459	5451	4021	4659	3577	3802
19	2876	3250	3351	4239	3712	3882	5234	5763	4095	3953	3862	4011
20	2387	3069	3474	4041	3950	3883	5344	5413	4579	3733	3973	3938
21	3086	3058	3304	3436	3799	4533	4822	5038	4159	3742	3624	3922
22	3382	3384	3682	3802	3746	4517	4792	4933	4013	3863	4328	3057
23	3090	2924	3677	4171	4027	4475	4336	5533	3833	3844	3720	3711
24	3003	2589	2729	4490	4368	4222	4706	4961	3759	3921	3059	3932
25	3142	3082	3189	5044	3997	4654	4709	4575	4188	4366	3423	3484
26	2617	3166	3320	4725	3242	4260	5298	4535	4266	4028	3608	3862
27	2239	3139	3548	4329	3584	4456	5356	4276	4508	3746	3146	4211
28	2836	3409	3959	3712	3617	4893	4755	4337	4252	3906	3467	4172
29	2921		4221	5475	3845	4458	4786	4635	3671	3911	4039	3214
30	2951		3559	4727	4200	3964	4818	4878	3771	3942	3471	3805
31	3134		3052		4135		5140	4730		4740		3085
Ukupno- Total	92470	84756	103075	117929	126402	120247	144503	161654	125187	124492	114892	109748
Prosje- Average	2983	7705	3325	3931	4077	4008	4661	5215	4173	4016	3830	3540
Godišnji prosjek (PGDS) - Annual average (AADT)												3905

BROJANJE VOZILA NA MREŽI PUTEVA U REPUBLICI SRPSKOJ – 2013. GODINA
VEHICLE COUNTING ON THE ROAD NETWORK OF THE REPUBLIC OF SRPSKA – YEAR 2013

STRUKTURA SAOBRAĆAJNOG TOKA
TRAFFIC FLOW COMPOSITION

Automatski brojač broj - Automatic counter number
 Lokalizet - Location / Stacionaža - Mileage [km+m]
 Broj puta - Road number / Dionica - Section

000051
 Podnovlje / 0+916,00
 M 17 / Podnovlje - Šešilje

Mjesec - Month	Smjer - Direction	Dužina vozila - Vehicle length								Ukupno - Total
		< 5,5 m	(%)	5,5 - 12 m	(%)	12 - 16,5 m	(%)	< 16,5 m	(%)	
Januar - January	I	35565	77.7	5228	11.4	4681	10.2	288	0.6	45762
	II	36614	78.4	5515	11.8	4412	9.4	167	0.4	46708
	ukupno - total	72179	78.1	10743	11.6	9093	9.8	455	0.5	92470
Februar - February	I	31776	75.2	5278	12.5	4929	11.7	293	0.7	42276
	II	32181	75.8	5478	12.9	4667	11.0	154	0.4	42480
	ukupno - total	63957	75.5	10756	12.7	9596	11.3	447	0.5	84756
Mart - March	I	39125	75.4	6241	12.0	6216	12.0	315	0.6	51897
	II	38820	75.9	6530	12.8	5709	11.2	119	0.2	51178
	ukupno - total	77945	75.6	12771	12.4	11925	11.6	434	0.4	103075
April - April	I	44969	76.1	7151	12.1	6808	11.5	192	0.3	59120
	II	45141	76.8	7384	12.6	6212	10.6	72	0.1	58809
	ukupno - total	90110	76.4	14535	12.3	13020	11.0	264	0.2	117929
Maj - May	I	47383	74.9	7997	12.6	7699	12.2	189	0.3	63268
	II	48448	76.7	8089	12.8	6542	10.4	55	0.1	63134
	ukupno - total	95831	75.8	16086	12.7	14241	11.3	244	0.2	126402
Juni - June	I	46313	76.7	6981	11.6	6971	11.5	118	0.2	60383
	II	46064	76.9	7414	12.4	6349	10.6	37	0.1	59864
	ukupno - total	92377	76.8	14395	12.0	13320	11.1	155	0.1	120247
Juli - July	I	55127	75.3	10457	14.3	7455	10.2	159	0.2	73198
	II	53236	74.7	11224	15.7	6821	9.6	24	0.0	71305
	ukupno - total	108363	75.0	21681	15.0	14276	9.9	183	0.1	144503
Avgust - August	I	62392	78.0	9726	12.2	7683	9.6	138	0.2	79939
	II	64954	79.5	9943	12.2	6779	8.3	39	0.0	81715
	ukupno - total	127346	78.8	19669	12.2	14462	8.9	177	0.1	161654
Septembar - September	I	45942	74.8	7622	12.4	7735	12.6	136	0.2	61435
	II	48787	76.5	8051	12.6	6866	10.8	48	0.1	63752
	ukupno - total	94729	75.7	15673	12.5	14601	11.7	184	0.1	125187
Oktobar - October	I	44859	71.7	9292	14.9	8157	13.0	250	0.4	62558
	II	45109	72.8	9603	15.5	7159	11.6	63	0.1	61934
	ukupno - total	89968	72.3	18895	15.2	15316	12.3	313	0.3	124492
Novembar - November	I	39953	70.1	10171	17.8	6540	11.5	320	0.6	56984
	II	41089	71.0	10738	18.5	5914	10.2	167	0.3	57908
	ukupno - total	81042	70.5	20909	18.2	12454	10.8	487	0.4	114892
Decembar - December	I	39165	71.4	9599	17.5	5676	10.3	409	0.7	54849
	II	38807	70.7	10210	18.6	5639	10.3	243	0.4	54899
	ukupno - total	77972	71.0	19809	18.0	11315	10.3	652	0.6	109748
Ukupno (godišnje) - Total (annual)	I	532569	74.8	95743	13.5	80550	11.3	2807	0.4	711669
	II	539250	75.6	100179	14.0	73069	10.2	1188	0.2	713686
	ukupno - total	1071819	75.2	195922	13.7	153619	10.8	3995	0.3	1425355
Prosjek (PGDS) - Average (AADT)	I	1459	74.8	262	13.5	221	11.3	8	0.4	1950
	II	1477	75.6	274	14.0	200	10.2	3	0.2	1955
	ukupno - total	2936	75.2	537	13.7	421	10.8	11	0.3	3905

BRONANJE VOZILA NA MREŽI PUTEVA U REPUBLICI SRPSKOJ – 2013. GODINA
VEHICLE COUNTING ON THE ROAD NETWORK OF THE REPUBLIC OF SRPSKA – YEAR 2013

SAOBRAĆAJNI POKAZATELJI

000051
 Podnovlje / 0+916,00
 M 17 / Podnovlje - Šešilje

Automatski brojač broj
 Lokalizet / Stacionaža [km+m]
 Broj puta / Dionica

Mjesec	Smjer	minimalni čas		maksimalni čas		voz/h	minimalni dan		maksimalni dan		dnevni prosjek (05-21 h)	noćni prosjek (21-05 h)	prosjek radnim danom	prosjek vikendom	ljetni prosjek
		datum/dan	čas	datum/dan	čas		datum/dan	voz/dan							
Januar	I	9/srijeda	4	11/petak	13	163	1/utorak	1002	4/petak	1820	1348	128	928	549	
	II	10/četvrtak	3	5/subota	13	199	1/utorak	1073	5/subota	1949	1378	129	917	590	
	I+II	10/četvrtak	3	5/subota	13	327	1/utorak	2075	4/petak	3638	2725	258	1845	1138	
Februar	I	11/ponedjeljak	1	14/četvrtak	13	161	3/nedjelja	1045	15/petak	1891	1376	134	1133	377	
	II	4/ponedjeljak	3	28/četvrtak	15	155	3/nedjelja	1173	28/četvrtak	1729	1389	128	1111	406	
	I+II	6/srijeda	1	16/subota	12	292	3/nedjelja	2218	15/petak	3596	2766	261	2244	783	
Mart	I	6/srijeda	1	29/petak	12	190	17/nedjelja	1207	29/petak	2218	1526	148	1178	496	
	II	7/četvrtak	3	28/četvrtak	12	161	17/nedjelja	1382	29/petak	2003	1503	148	1144	507	
	I+II	6/srijeda	1	29/petak	12	325	17/nedjelja	2589	29/petak	4221	3029	296	2322	1003	
April	I	1/ponedjeljak	1	26/petak	14	254	7/nedjelja	1552	26/petak	2740	1773	197	1483	487	
	II	10/srijeda	3	29/ponedjeljak	13	294	7/nedjelja	1653	29/ponedjeljak	3186	1768	192	1472	488	
	I+II	1/ponedjeljak	1	29/ponedjeljak	13	470	7/nedjelja	3205	29/ponedjeljak	5475	3542	389	2956	975	
Maj	I	28/utorak	1	3/petak	15	207	26/nedjelja	1500	3/petak	2654	1827	214	1176	865	
	II	16/četvrtak	3	3/petak	15	208	5/nedjelja	1647	3/petak	2538	1825	212	1147	889	
	I+II	14/utorak	1	3/petak	15	415	26/nedjelja	3242	3/petak	5192	3652	426	2323	1754	
Juni	I	5/srijeda	1	27/četvrtak	15	220	9/nedjelja	1672	28/petak	2549	1765	248	1351	661	2013
	II	5/srijeda	4	25/utorak	16	199	9/nedjelja	1755	25/utorak	2426	1747	249	1325	671	1995
	I+II	5/srijeda	4	28/petak	14	364	9/nedjelja	3427	28/petak	4893	3512	496	2676	1332	4008
Juli	I	9/utorak	1	19/petak	13	204	7/nedjelja	1884	27/subota	2830	2054	307	1746	616	2361
	II	1/ponedjeljak	3	21/nedjelja	13	235	8/ponedjeljak	1972	20/subota	2555	2009	291	1682	618	2300
	I+II	23/utorak	3	19/petak	16	387	8/ponedjeljak	3987	27/subota	5356	4063	598	3428	1234	4661
Avgust	I	28/srijeda	1	17/subota	13	270	25/nedjelja	1899	2/petak	3320	2227	352	1818	761	2579
	II	7/srijeda	4	19/ponedjeljak	17	267	28/srijeda	2185	19/ponedjeljak	3231	2294	342	1834	802	2636
	I+II	27/utorak	2	2/petak	11	455	27/utorak	4276	2/petak	6163	4521	694	3652	1563	5215
Septembar	I	17/utorak	1	5/četvrtak	15	182	15/nedjelja	1706	13/petak	2374	1819	228	1456	592	2048
	II	26/četvrtak	3	1/nedjelja	17	213	24/utorak	1867	1/nedjelja	2696	1890	235	1468	657	2125
	I+II	17/utorak	2	1/nedjelja	18	351	29/nedjelja	3671	6/petak	4639	3710	463	2924	1249	4173
Oktobar	I	1/utorak	1	11/petak	15	209	13/nedjelja	1713	31/četvrtak	2515	1829	189	1524	494	
	II	27/nedjelja	3	27/nedjelja	16	199	21/ponedjeljak	1889	31/četvrtak	2225	1811	187	1486	512	
	I+II	30/srijeda	1	11/petak	15	389	13/nedjelja	3706	31/četvrtak	4740	3640	376	3010	1006	
Novembar	I	18/ponedjeljak	2	8/petak	14	190	24/nedjelja	1389	8/petak	2443	1721	179	1307	593	
	II	11/ponedjeljak	3	3/nedjelja	16	237	27/srijeda	1577	3/nedjelja	2439	1751	180	1296	635	
	I+II	18/ponedjeljak	2	3/nedjelja	16	375	24/nedjelja	3059	8/petak	4749	3471	358	2602	1227	
Decembar	I	2/ponedjeljak	1	26/četvrtak	13	194	8/nedjelja	1146	27/petak	2156	1615	154	1311	458	
	II	8/nedjelja	3	1/nedjelja	15	183	15/nedjelja	1300	27/petak	2055	1613	158	1307	464	
	I+II	2/ponedjeljak	1	26/četvrtak	13	351	8/nedjelja	2463	27/petak	4211	3228	312	2618	922	
Godina	I	9.1/srijeda	4	2	17.8/subota	13	270	1002	2.8/petak	3320	1743	207	1999	1843	2254
	II	10.1/četvrtak	3	0	29.4/ponedjeljak	13	294	1073	19.8/ponedjeljak	3231	1751	205	1972	1920	2268
	I+II	10.1/četvrtak	3	3	29.4/ponedjeljak	13	470	2075	2.8/petak	6163	3493	412	3971	3763	4521

BROJANJE VOZILA NA MREŽI PUTEVA U REPUBLICI SRPSKOJ – 2013. GODINA
VEHICLE COUNTING ON THE ROAD NETWORK OF THE REPUBLIC OF SRPSKA – YEAR 2013

TRAFFIC PARAMETERS

000051

Automatic counter number
 Location / Mileage [km+m]
 Road number / Section

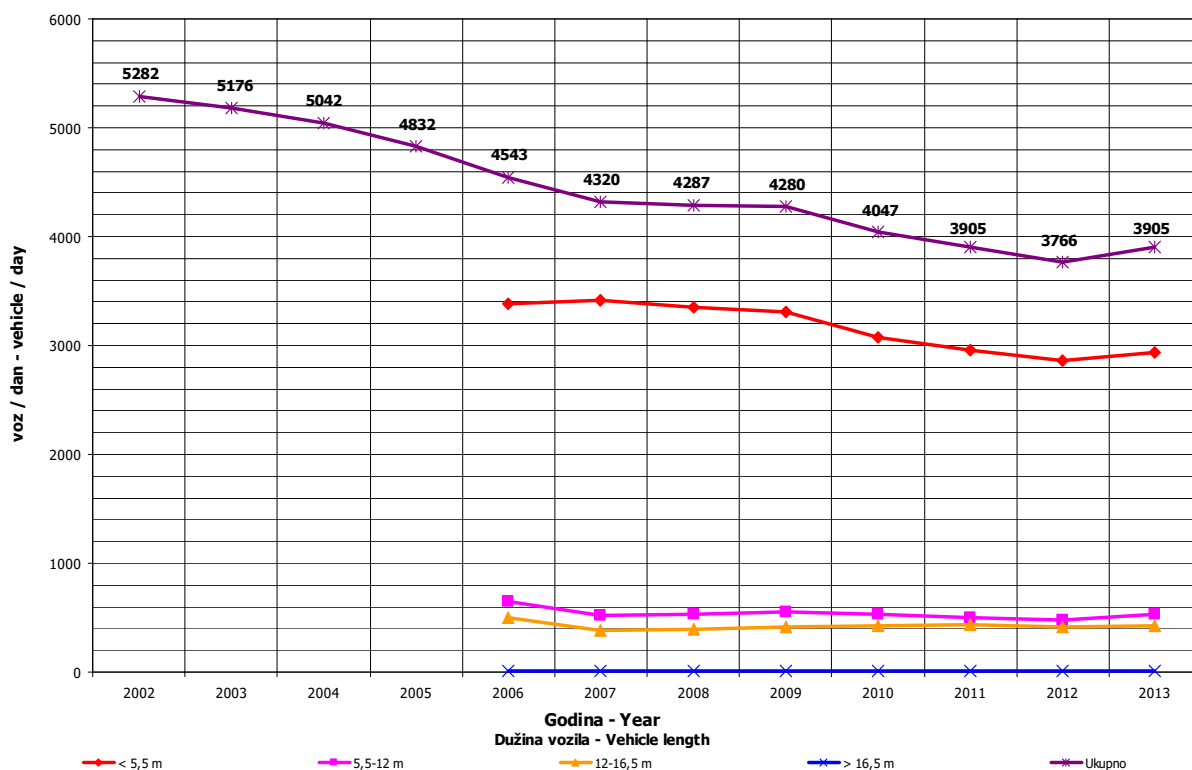
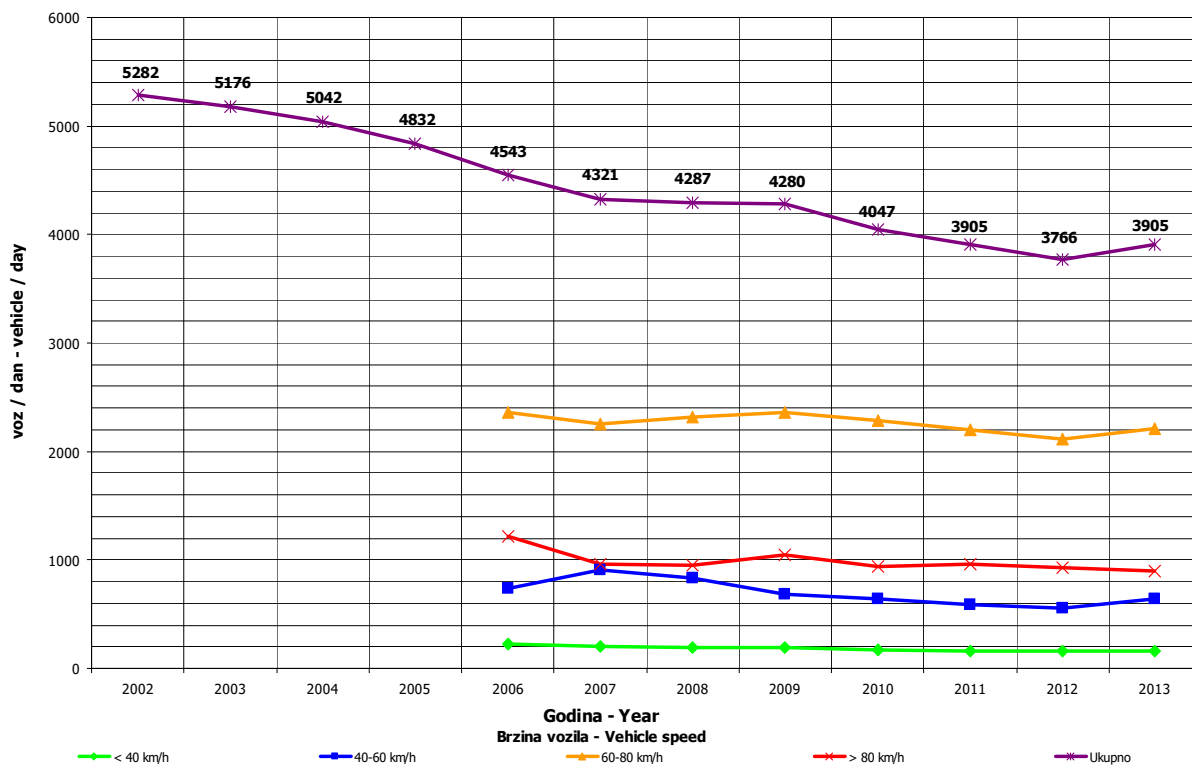
Podnovlje / 0+916,00
 M 17 / Podnovlje - Šešilje

Month	Direction	minimum hour		maximum hour		veh/h	veh/day	minimum day		maximum day		day time average (5-21 h)	night average (21-05 h)	working day average	weekend average	summer average
		date/day	hour	date/day	hour			date/day	veh/day	date/day	veh/day					
January	I	9/Wednesday	4	11/Friday	13	163	1002	1/Tuesday	1820	4/Friday	1820	1348	128	928	549	
	II	10/Thursday	3	5/Saturday	13	199	1073	1/Tuesday	1949	5/Saturday	1949	1378	129	917	590	
	I+II	10/Thursday	3	5/Saturday	13	327	2075	1/Tuesday	3638	4/Friday	3638	2725	258	1845	1138	
February	I	11/Monday	1	14/Thursday	13	161	1045	3/Sunday	1891	15/Friday	1891	1376	134	1133	377	
	II	4/Monday	3	28/Thursday	15	155	1173	3/Sunday	1729	28/Thursday	1729	1389	128	1111	406	
	I+II	6/Wednesday	1	16/Saturday	12	292	2218	3/Sunday	3596	15/Friday	3596	2766	261	2244	783	
March	I	6/Wednesday	1	29/Friday	12	190	1207	17/Sunday	2218	29/Friday	2218	1526	148	1178	496	
	II	7/Thursday	3	28/Thursday	12	161	1382	17/Sunday	2003	29/Friday	2003	1503	148	1144	507	
	I+II	6/Wednesday	1	29/Friday	12	325	2589	17/Sunday	4221	29/Friday	4221	3029	296	2322	1003	
April	I	1/Monday	1	26/Friday	14	254	1552	7/Sunday	2740	26/Friday	2740	1773	197	1483	487	
	II	10/Wednesday	3	29/Monday	13	294	1653	7/Sunday	3186	29/Monday	3186	1768	192	1472	488	
	I+II	1/Monday	1	29/Monday	13	470	3205	7/Sunday	5475	29/Monday	5475	3542	389	2956	975	
May	I	28/Tuesday	1	3/Friday	15	207	1500	26/Sunday	2654	3/Friday	2654	1827	214	1176	865	
	II	16/Thursday	3	3/Friday	15	208	1647	5/Sunday	2538	3/Friday	2538	1825	212	1147	889	
	I+II	14/Tuesday	1	3/Friday	15	415	3242	26/Sunday	5192	3/Friday	5192	3652	426	2323	1754	
June	I	5/Wednesday	1	27/Thursday	15	220	1672	9/Sunday	2549	28/Friday	2549	1765	248	1351	661	2013
	II	5/Wednesday	4	25/Tuesday	16	199	1755	9/Sunday	2426	25/Tuesday	2426	1747	249	1325	671	1995
	I+II	5/Wednesday	4	28/Friday	14	364	3427	9/Sunday	4893	28/Friday	4893	3512	496	2676	1332	4008
July	I	9/Tuesday	1	19/Friday	13	204	1884	7/Sunday	2830	27/Saturday	2830	2054	307	1746	616	2361
	II	1/Monday	3	21/Sunday	13	235	1972	8/Monday	2555	20/Saturday	2555	2009	291	1682	618	2300
	I+II	23/Tuesday	3	19/Friday	16	387	3987	8/Monday	5356	27/Saturday	5356	4063	598	3428	1234	4661
August	I	28/Wednesday	1	17/Saturday	13	270	1899	25/Sunday	3320	2/Friday	3320	2227	352	1818	761	2579
	II	7/Wednesday	4	19/Monday	17	267	2185	28/Wednesday	4276	19/Monday	4276	2294	342	1834	802	2636
	I+II	27/Tuesday	2	2/Friday	11	455	4276	27/Tuesday	6163	2/Friday	6163	4521	694	3652	1563	5215
September	I	17/Tuesday	1	5/Thursday	15	182	1706	15/Sunday	2374	13/Friday	2374	1819	228	1456	592	2048
	II	26/Thursday	3	1/Sunday	17	213	1867	24/Tuesday	2696	1/Sunday	2696	1890	235	1468	657	2125
	I+II	17/Tuesday	2	1/Sunday	18	351	3671	29/Sunday	4639	6/Friday	4639	3710	463	2924	1249	4173
October	I	1/Tuesday	1	11/Friday	15	209	1713	13/Sunday	2515	31/Thursday	2515	1829	189	1524	494	
	II	27/Sunday	3	27/Sunday	16	199	1889	21/Monday	2225	31/Thursday	2225	1811	187	1486	512	
	I+II	30/Wednesday	1	11/Friday	15	389	3706	13/Sunday	4740	31/Thursday	4740	3640	376	3010	1006	
November	I	18/Monday	2	8/Friday	14	190	1389	24/Sunday	2443	8/Friday	2443	1721	179	1307	593	
	II	11/Monday	3	3/Sunday	16	237	1577	27/Wednesday	2439	3/Sunday	2439	1751	180	1296	635	
	I+II	18/Monday	2	3/Sunday	16	375	3059	24/Sunday	4749	8/Friday	4749	3471	358	2602	1227	
December	I	2/Monday	1	26/Thursday	13	194	1146	8/Sunday	2156	27/Friday	2156	1615	154	1311	458	
	II	8/Sunday	3	29/Sunday	15	183	1300	15/Sunday	2055	27/Friday	2055	1613	158	1307	464	
	I+II	2/Monday	1	26/Thursday	13	351	2463	8/Sunday	4211	27/Friday	4211	3228	312	2618	922	
Year	I	9.1/Wednesday	4	17.8/Saturday	13	270	1002	1.1/Tuesday	3320	2.8/Friday	3320	1743	207	1999	1843	2254
	II	10.1/Thursday	3	29.4/Monday	13	294	1073	1.1/Tuesday	3231	19.8/Monday	3231	1751	205	1972	1920	2268
	I+II	10.1/Thursday	3	29.4/Monday	13	470	2075	1.1/Tuesday	6163	2.8/Friday	6163	3493	412	3971	3763	4521

GODIŠNJA NERAVNOMJERNOST SAOBRAĆAJNOG TOKA TRAFFIC FLOW ANNUAL VARIATION

Automatski brojač broj - Automatic counter number
 Lokalizet - Location / Stacionaža - Mileage [km+m]
 Broj puta - Road number / Dionica - Section

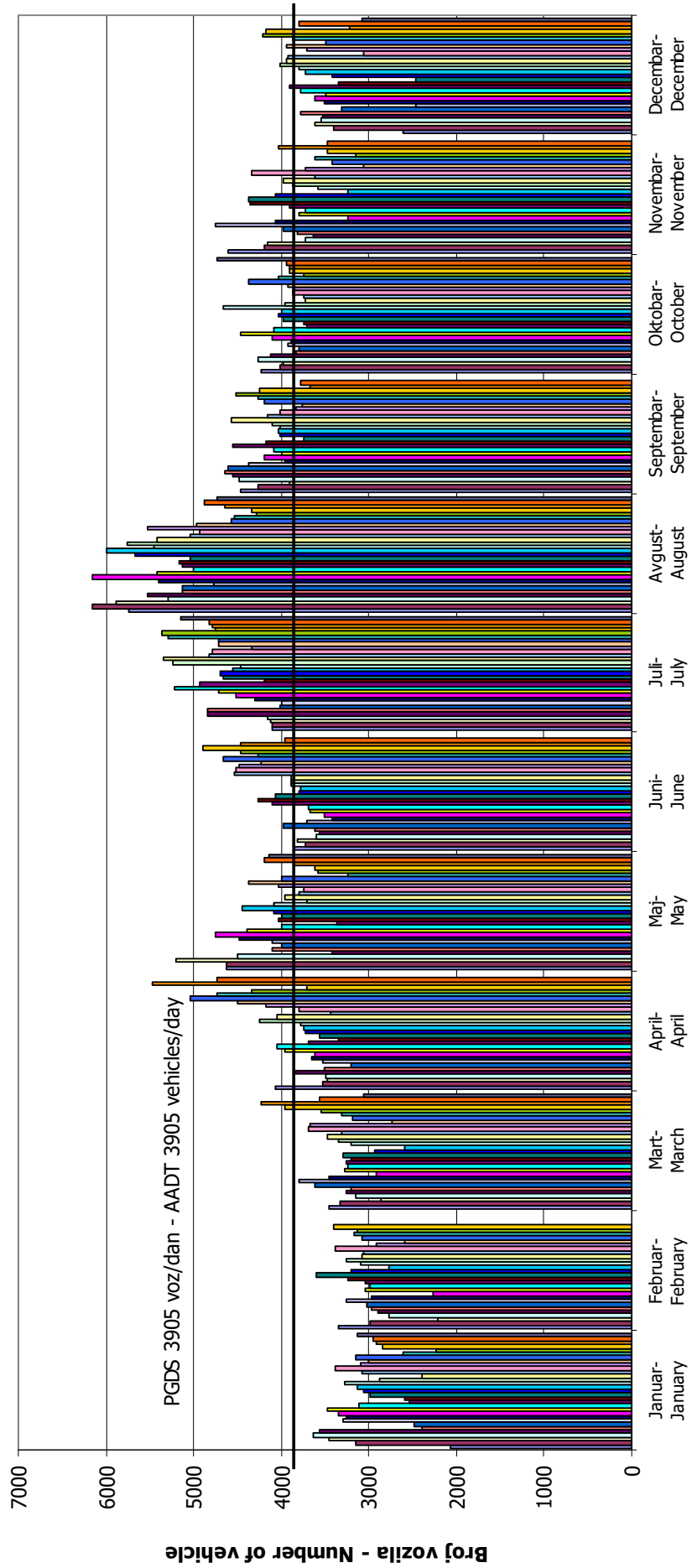
000051
 Podnovlje / 0+916,00
 M 17 / Podnovlje - Šešilje



DNEVNA NERAVNOMJERNOST SAOBRAĆAJNOG TOKA
TRAFFIC FLOW DAILY VARIATION

Automatski brojač broj - Automatic counter number
 Lokalityet - Location / Stacionaža - Mileage [km+tm]
 Broj puta - Road number/ Dionica - Section

000051
 Podnovlje / 0+916,00
 M 17 / Podnovlje - Šešilje



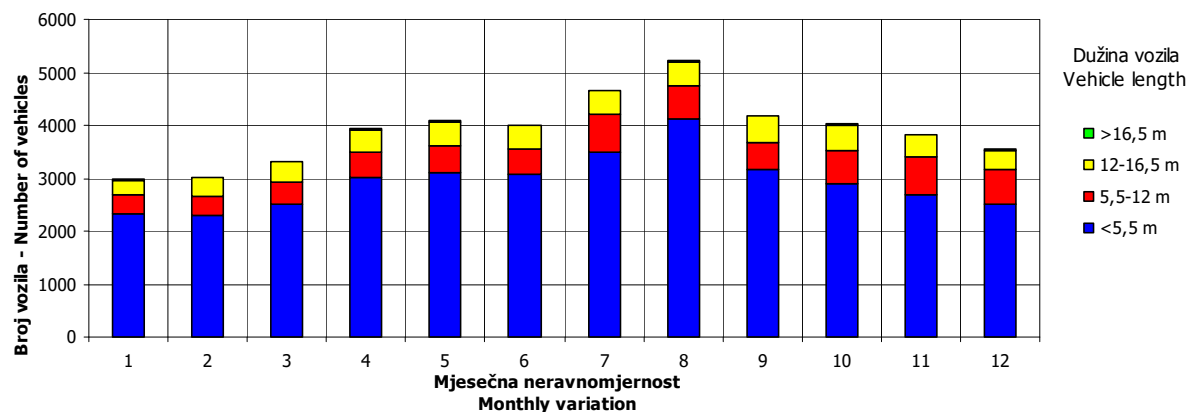
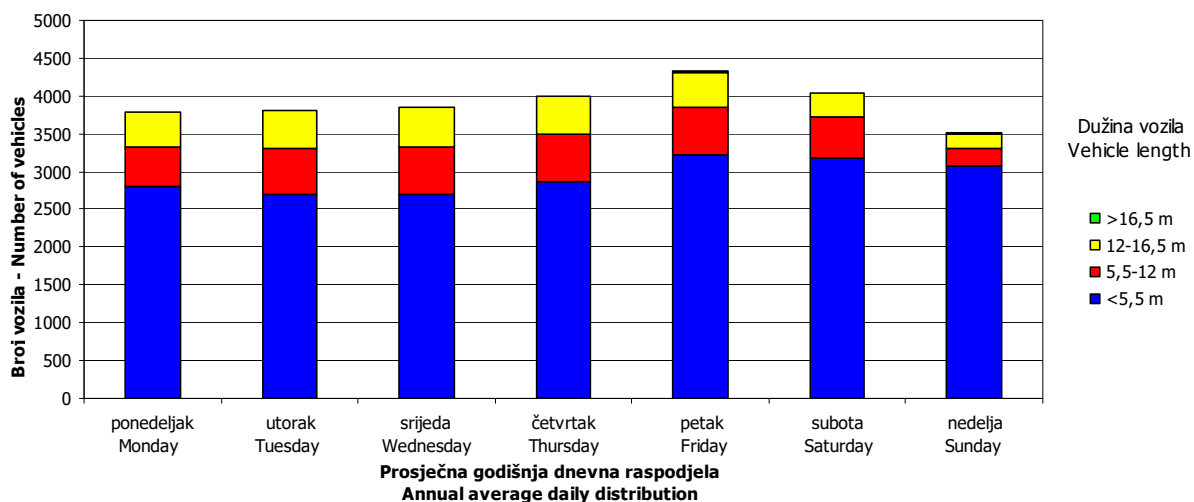
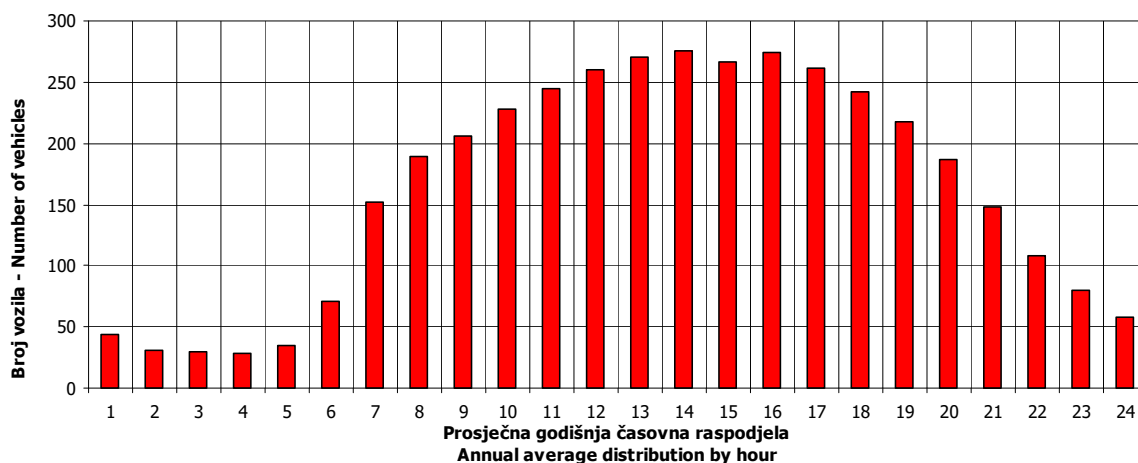
Dani / Mjeseci - Days / Months

VREMENSKA RASPODJELA SAOBRAĆAJNOG TOKA TRAFFIC FLOW TIME DISTRIBUTION

Automatski brojač broj - Automatic counter number
 Lokalitet - Location / Stacionaža - Mileage [km+m]
 Broj puta - Road number / Dionica - Section

000051
 Podnovlje / 0+916,00
 M 17 / Podnovlje - Šešlije

PGDS 3905 voz/dan AADT 3905 veh/day

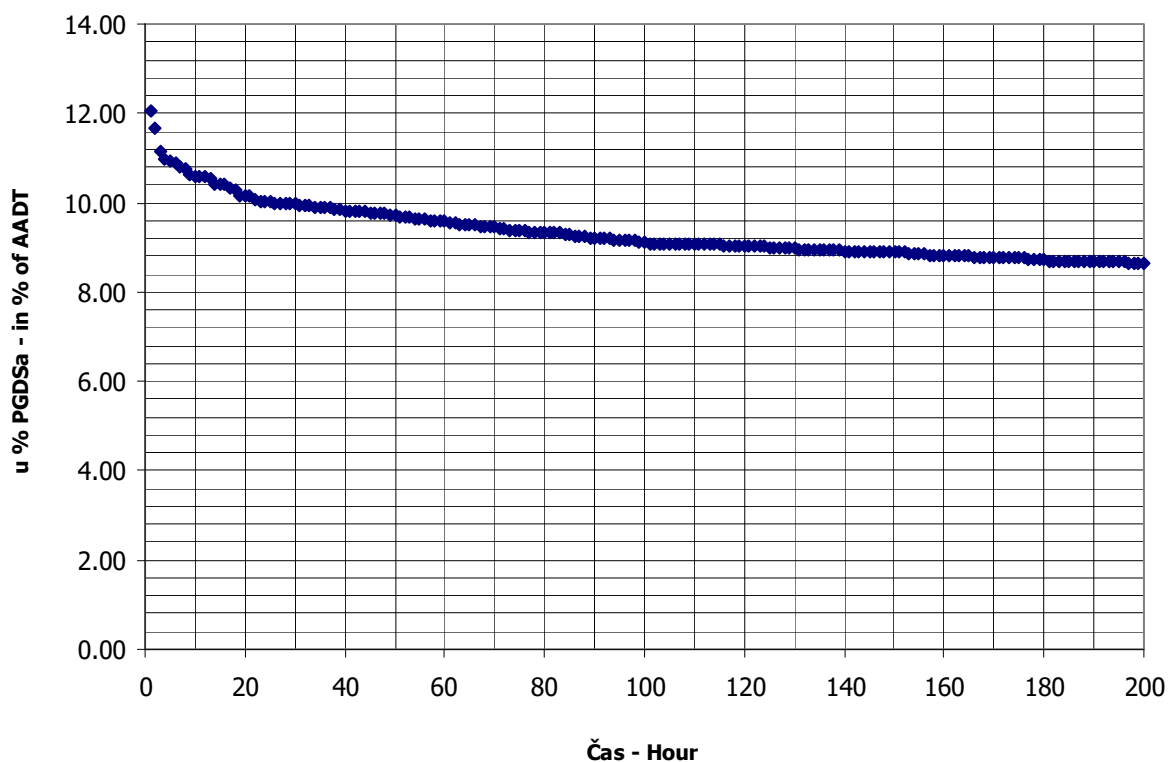


SATNA DISTRIBUCIJA SAOBRAĆAJNOG TOKA TRAFFIC FLOW HOURLY DISTRIBUTION

Automatski brojač broj - Automatic counter number
 Lokalitet - Location / Stacionaža - Mileage [km+m]
 Broj puta - Road number / Dionica - Section

000051
 Podnovlje / 0+916,00
 M 17 / Podnovlje - Šešlije

PGDS - AADT	3905 voz/dan - veh/day							
Čas - Hour	Maksimalni vršni sat - Maximum peak hour	10	20	30	40	50	100	200
Sat u danu - Hour of day	13	13	16	11	16	13	13	18
Sat u godini - Hour in year	2845	5317	5536	2843	5320	4789	4957	5298
Dan - Day of week	ponedeljak - Monday	subota - Saturday	ponedeljak - Monday	ponedeljak - Monday	subota - Saturday	petak - Friday	petak - Friday	petak - Friday
Datum - Date	29	10	19	29	10	19	26	9
Mjesec - Month	april - April	avgust - August	avgust - August	april - April	avgust - August	juli - July	juli - July	avgust - August
Vrijednost - Value	470	414	397	388	383	378	355	338
% - percent	12.04	10.60	10.17	9.94	9.81	9.68	9.09	8.66



BROJANJE VOZILA NA MREŽI PUTEVA U REPUBLICI SRPSKOJ – 2013. GODINA
VEHICLE COUNTING ON THE ROAD NETWORK OF THE REPUBLIC OF SRPSKA – YEAR 2013

MJESEČNI BROJ VOZILA
MONTHLY NUMBER OF VEHICLES

Automatski brojač broj - Automatic counter number 000052
 Lokalitet - Location / Stacionaža - Mileage [km+m] Batkuša / 8+812,00
 Broj puta - Road number / Dionica - Section R 462a / Grebnice - Obudovac 1

	Mjesec - Month											
	Januar- January	Februar- February	Mart- March	April- April	Maj- May	Jun- June	Juli- July	August- August	Septembar- September	Oktober- October	Novembar- November	Decembar- December
1	1667	2766	2995	2992	2680	3341	3327	4067	4270	3223	4026	2428
2	2418	2597	2850	2843	3125	2949	3565	4626	3476	3332	3751	2736
3	2793	1919	2523	2866	3432	3104	3438	4638	3501	3604	3318	2726
4	3277	2415	2742	3016	3606	3342	3557	4542	3639	3971	3130	2790
5	3012	2512	2882	3190	3146	3050	3751	4069	3697	3969	3162	2776
6	1705	2658	2864	3005	4697	3145	3677	3925	3856	3362	3231	3124
7	1838	2641	3003	2635	4091	3490	3391	3754	3684	3312	3353	2789
8	2968	2724	3116	2949	4201	3330	3269	3719	3617	3578	3815	2427
9	2998	2562	3121	2833	3373	2918	3511	4278	3518	3404	3457	2702
10	2779	1988	2696	2988	4070	3211	3598	4313	3488	3477	3005	2824
11	2837	2404	2662	2939	4006	3154	3800	4398	3672	4150	3177	2880
12	2679	2548	2857	3338	3879	3104	4747	3941	3475	3975	3065	2987
13	2128	2554	2862	3015	2955	3601	4229	4136	3813	3436	3033	3104
14	2265	2774	2852	2885	3358	3716	3779	4023	3989	3722	3416	2813
15	2632	2836	2768	3103	3412	3418	3574	4239	3693	3238	3541	2345
16	2530	2735	2648	3242	3357	3145	3699	4269	3502	3350	3482	2673
17	2600	2296	2468	3304	3614	3239	3592	4157	3777	3474	3197	3015
18	2649	2468	2627	3271	3437	3259	3618	4156	3419	3970	3176	3315
19	2723	2541	2833	3524	3400	3299	4236	3881	3496	3850	3229	3752
20	2210	2612	2918	3406	3243	3217	3954	3780	3881	3646	3316	3261
21	2504	2512	2814	2815	3184	3663	3994	3778	4092	3303	3269	3211
22	3035	2695	3210	3123	3135	3602	3618	3719	3549	3307	3470	2851
23	2657	2528	2950	3353	3194	3615	3657	4024	3388	3295	3156	3519
24	2525	2186	2459	3416	3698	3585	3747	3897	3497	3355	2844	3269
25	2478	2547	2716	3577	3254	3469	3622	3971	3516	3796	2843	3117
26	2186	3133	2628	3880	3754	3388	4355	3629	3589	3690	2766	3155
27	1939	2617	2801	3848	3173	3319	4275	3641	4138	3538	2670	3492
28	2428	2888	2985	3426	3174	3676	3903	4114	3735	3523	2808	3308
29	2539		3425	3523	3163	3454	3524	3869	3296	3315	3171	2622
30	2574		3234	4156	3502	3108	4006	4095	3297	3320	2765	3412
31	2597		2606		3543		3847	4338		3696		2886
Ukupno- Total	78170	71656	88115	96461	107856	99911	116860	125986	109560	110181	96642	92309
Prosje- Average	2522	6514	2842	3215	3479	3330	3770	4064	3652	3554	3221	2978
Godišnji prosjek (PGDS) - Annual average (AADT)												3270

BROJANJE VOZILA NA MREŽI PUTEVA U REPUBLICI SRPSKOJ – 2013. GODINA
VEHICLE COUNTING ON THE ROAD NETWORK OF THE REPUBLIC OF SRPSKA – YEAR 2013

STRUKTURA SAOBRAĆAJNOG TOKA
TRAFFIC FLOW COMPOSITION

Automatski brojač broj - Automatic counter number
 Lokalizet - Location / Stacionaža - Mileage [km+m]
 Broj puta - Road number / Dionica - Section

000052
 Batkuša / 8+812,00
 R 462a / Grebnice - Obudovac 1

Mjesec - Month	Smjer - Direction	Dužina vozila - Vehicle length								Ukupno - Total
		< 5,5 m	(%)	5,5 - 12 m	(%)	12 - 16,5 m	(%)	< 16,5 m	(%)	
Januar - January	I	32120	83.3	4138	10.7	2212	5.7	70	0.2	38540
	II	32655	82.4	4446	11.2	2466	6.2	63	0.2	39630
	ukupno - total	64775	82.9	8584	11.0	4678	6.0	133	0.2	78170
Februar - February	I	28662	81.5	4178	11.9	2257	6.4	63	0.2	35160
	II	29264	80.2	4546	12.5	2632	7.2	54	0.1	36496
	ukupno - total	57926	80.8	8724	12.2	4889	6.8	117	0.2	71656
Mart - March	I	35196	81.7	4892	11.4	2921	6.8	59	0.1	43068
	II	36285	80.5	5380	11.9	3319	7.4	63	0.1	45047
	ukupno - total	71481	81.1	10272	11.7	6240	7.1	122	0.1	88115
April - April	I	38140	81.3	5445	11.6	3287	7.0	48	0.1	46920
	II	39945	80.6	5744	11.6	3822	7.7	30	0.1	49541
	ukupno - total	78085	80.9	11189	11.6	7109	7.4	78	0.1	96461
Maj - May	I	45171	84.4	5329	10.0	3002	5.6	24	0.0	53526
	II	45052	82.9	5753	10.6	3488	6.4	37	0.1	54330
	ukupno - total	90223	83.7	11082	10.3	6490	6.0	61	0.1	107856
Juni - June	I	41034	83.8	4883	10.0	3023	6.2	18	0.0	48958
	II	42247	82.9	5310	10.4	3367	6.6	29	0.1	50953
	ukupno - total	83281	83.4	10193	10.2	6390	6.4	47	0.0	99911
Juli - July	I	48547	84.3	5388	9.4	3619	6.3	18	0.0	57572
	II	49689	83.8	5739	9.7	3835	6.5	25	0.0	59288
	ukupno - total	98236	84.1	11127	9.5	7454	6.4	43	0.0	116860
Avgust - August	I	53047	85.0	5613	9.0	3712	5.9	24	0.0	62396
	II	53366	83.9	6183	9.7	4013	6.3	28	0.0	63590
	ukupno - total	106413	84.5	11796	9.4	7725	6.1	52	0.0	125986
Septembar - September	I	44481	82.6	5789	10.8	3533	6.6	36	0.1	53839
	II	45201	81.1	6509	11.7	3971	7.1	40	0.1	55721
	ukupno - total	89682	81.9	12298	11.2	7504	6.8	76	0.1	109560
Oktobar - October	I	44465	82.0	6057	11.2	3669	6.8	32	0.1	54223
	II	45015	80.4	6730	12.0	4173	7.5	40	0.1	55958
	ukupno - total	89480	81.2	12787	11.6	7842	7.1	72	0.1	110181
Novembar - November	I	38984	82.5	5222	11.0	3001	6.3	61	0.1	47268
	II	39791	80.6	5905	12.0	3638	7.4	40	0.1	49374
	ukupno - total	78775	81.5	11127	11.5	6639	6.9	101	0.1	96642
Decembar - December	I	37648	82.9	4807	10.6	2863	6.3	87	0.2	45405
	II	37936	80.9	5379	11.5	3515	7.5	74	0.2	46904
	ukupno - total	75584	81.9	10186	11.0	6378	6.9	161	0.2	92309
Ukupno (godišnje) - Total (annual)	I	487495	83.1	61741	10.5	37099	6.3	540	0.1	586875
	II	496446	81.8	67624	11.1	42239	7.0	523	0.1	606832
	ukupno - total	983941	82.4	129365	10.8	79338	6.6	1063	0.1	1193707
Prosjeak (PGDS) - Average (AADT)	I	1336	83.1	169	10.5	102	6.3	1	0.1	1608
	II	1360	81.8	185	11.1	116	7.0	1	0.1	1663
	ukupno - total	2696	82.4	354	10.8	217	6.6	3	0.1	3270

BROJANJE VOZILA NA MREŽI PUTEVA U REPUBLICI SRPSKOJ – 2013. GODINA
VEHICLE COUNTING ON THE ROAD NETWORK OF THE REPUBLIC OF SRPSKA – YEAR 2013

SAOBRAĆAJNI POKAZATELJI

Automatski brojač broj
 Lokaliteta / Stacionaža [km+m]
 Broj puta / Dionica

000052
 Batkuša / 8+812,00
 R 462a / Grebnice - Obudovac 1

Mjesec	Smjer	minimalni čas		maksimalni čas		voz/h	minimalni dan		maksimalni dan		dnevni prosjek (05-21 h)	noćni prosjek (21-05 h)	prosjek radnim danom	prosjek vikendom	ljetni prosjek
		datum/dan	čas	voz/h	datum/dan		voz/dan	datum/dan	voz/dan						
Januar	I	3/četvrtak	3	2	8/utorak	15	150	1/utorak	773	4/petak	1574	118	768	475	
	II	6/nedelja	4	2	5/subota	14	151	6/nedelja	867	4/petak	1703	120	793	485	
	I+II	7/ponedeljak	3	7	9/srijeda	12	289	1/utorak	1667	4/petak	3277	238	1561	960	
Februar	I	6/srijeda	4	1	26/utorak	11	149	3/nedelja	967	26/utorak	1549	114	970	336	
	II	1/petak	4	4	28/četvrtak	11	135	3/nedelja	952	26/utorak	1584	118	967	336	
	I+II	1/petak	1	8	26/utorak	11	274	3/nedelja	1919	26/utorak	3133	232	1887	672	
Mart	I	18/ponedeljak	4	1	22/petak	11	145	17/nedelja	1220	29/petak	1637	128	950	439	
	II	24/nedelja	5	4	9/subota	12	155	24/nedelja	1196	29/petak	1788	1315	138	1003	450
	I+II	10/nedelja	4	10	22/petak	11	286	24/nedelja	2459	29/petak	3425	2577	266	1954	889
April	I	4/četvrtak	3	2	20/subota	15	147	7/nedelja	1328	30/utorak	1924	162	1152	412	
	II	25/četvrtak	0	1	27/subota	12	170	7/nedelja	1307	30/utorak	2232	1487	165	1229	422
	I+II	11/četvrtak	2	9	27/subota	12	301	7/nedelja	2635	30/utorak	4156	2899	317	2381	835
Maj	I	2/četvrtak	3	2	6/ponedeljak	12	257	1/srijeda	1196	6/ponedeljak	2621	1551	175	984	743
	II	19/nedelja	4	3	26/nedelja	16	205	1/srijeda	1484	10/petak	2145	1553	200	1019	734
	I+II	15/srijeda	3	10	6/ponedeljak	12	446	1/srijeda	2680	6/ponedeljak	4697	3104	375	2002	1477
Juni	I	26/srijeda	2	3	23/nedelja	18	180	9/nedelja	1450	23/nedelja	1835	1429	203	1088	544
	II	3/ponedeljak	3	5	23/nedelja	12	221	2/nedelja	1340	21/petak	1899	1500	198	1147	552
	I+II	5/srijeda	3	10	24/ponedeljak	12	308	9/nedelja	2918	14/petak	3716	2929	402	2234	1096
Juli	I	15/ponedeljak	3	5	12/petak	19	171	8/ponedeljak	1594	12/petak	2358	1611	246	1351	507
	II	7/nedelja	3	8	27/subota	11	185	7/nedelja	1665	12/petak	2389	1631	281	1413	507
	I+II	15/ponedeljak	3	17	30/utorak	14	316	8/ponedeljak	3269	12/petak	4747	3242	527	2763	1007
Avgust	I	20/utorak	3	3	3/subota	11	169	27/utorak	1741	4/nedelja	2537	1756	257	1390	623
	II	21/srijeda	3	7	16/petak	19	181	26/ponedeljak	1813	2/petak	2433	1776	275	1435	616
	I+II	21/srijeda	3	17	28/srijeda	13	333	26/ponedeljak	3629	3/subota	4638	3532	532	2825	1239
Septembar	I	16/ponedeljak	3	4	1/nedelja	16	192	30/ponedeljak	1578	1/nedelja	2077	1609	186	1230	564
	II	18/srijeda	1	3	14/subota	19	212	29/nedelja	1591	1/nedelja	2193	1655	203	1291	567
	I+II	18/srijeda	2	10	21/subota	11	329	29/nedelja	3296	1/nedelja	4270	3263	389	2521	1131
Oktobar	I	15/utorak	3	2	25/petak	14	161	21/ponedeljak	1576	11/petak	1983	1587	162	1273	476
	II	24/četvrtak	1	3	27/nedelja	16	176	15/utorak	1606	11/petak	2167	1631	174	1331	474
	I+II	16/srijeda	1	10	27/nedelja	16	321	1/utorak	3223	11/petak	4150	3218	336	2604	951
Novembar	I	5/utorak	4	1	1/petak	15	164	27/srijeda	1315	1/petak	1919	1439	137	1046	529
	II	27/srijeda	4	7	17/nedelja	18	197	24/nedelja	1351	1/petak	2107	1498	147	1100	546
	I+II	27/srijeda	4	7	1/petak	15	322	27/srijeda	2670	1/petak	4026	2937	285	2147	1075
Decembar	I	11/srijeda	2	2	19/četvrtak	11	177	15/nedelja	1182	19/četvrtak	1845	1333	132	1062	402
	II	5/četvrtak	0	2	23/ponedeljak	16	201	1/nedelja	1157	19/četvrtak	1907	1376	137	1116	397
	I+II	11/srijeda	3	7	19/četvrtak	12	364	15/nedelja	2345	19/četvrtak	3752	2709	269	2178	800
Godina	I	6.2/srijeda	4	1	6.5/ponedeljak	12	257	1.1/utorak	773	6.5/ponedeljak	2621	1440	168	1609	1605
	II	25.4/četvrtak	0	1	23.6/nedelja	12	221	6.1/nedelja	867	2.8/petak	2433	1482	180	1686	1612
	I+II	7.1/ponedeljak	3	7	6.5/ponedeljak	12	446	1.1/utorak	1667	12.7/petak	4747	2922	348	3295	3216

BROJANJE VOZILA NA MREŽI PUTEVA U REPUBLICI SRPSKOJ – 2013. GODINA
VEHICLE COUNTING ON THE ROAD NETWORK OF THE REPUBLIC OF SRPSKA – YEAR 2013

TRAFFIC PARAMETERS

Automatic counter number
 Location / Mileage [km+m]
 Road number / Section

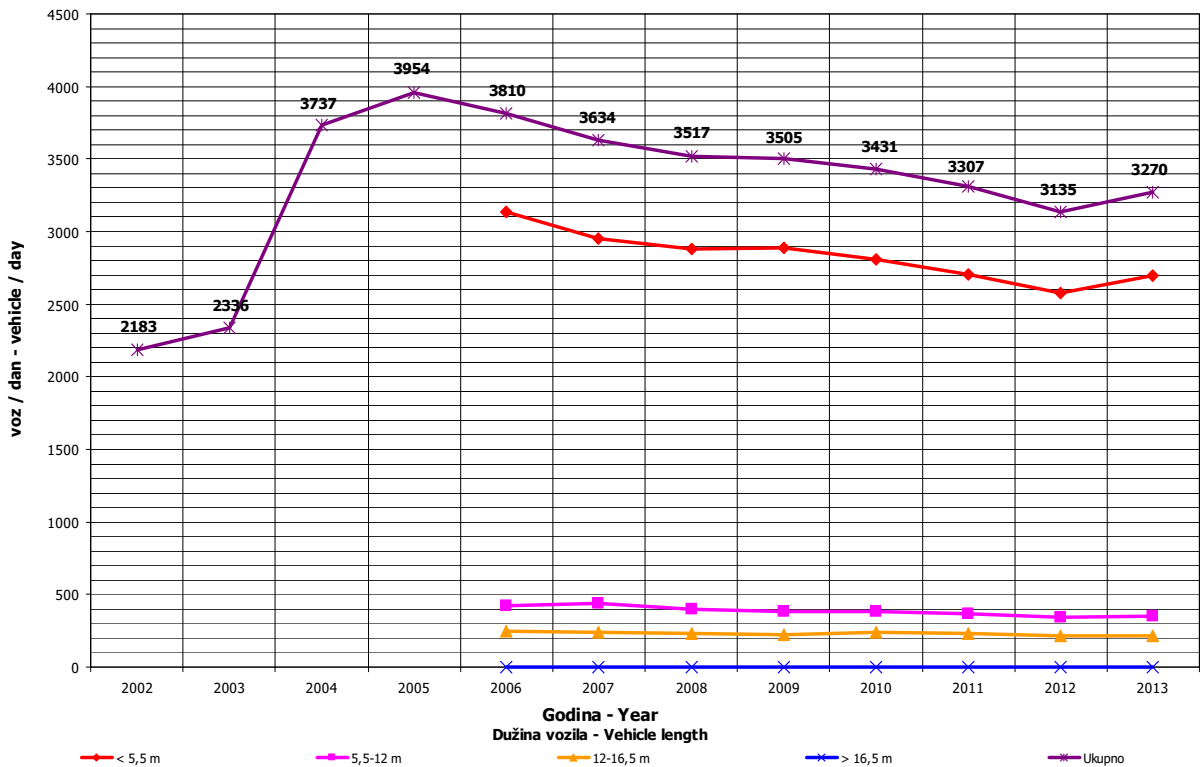
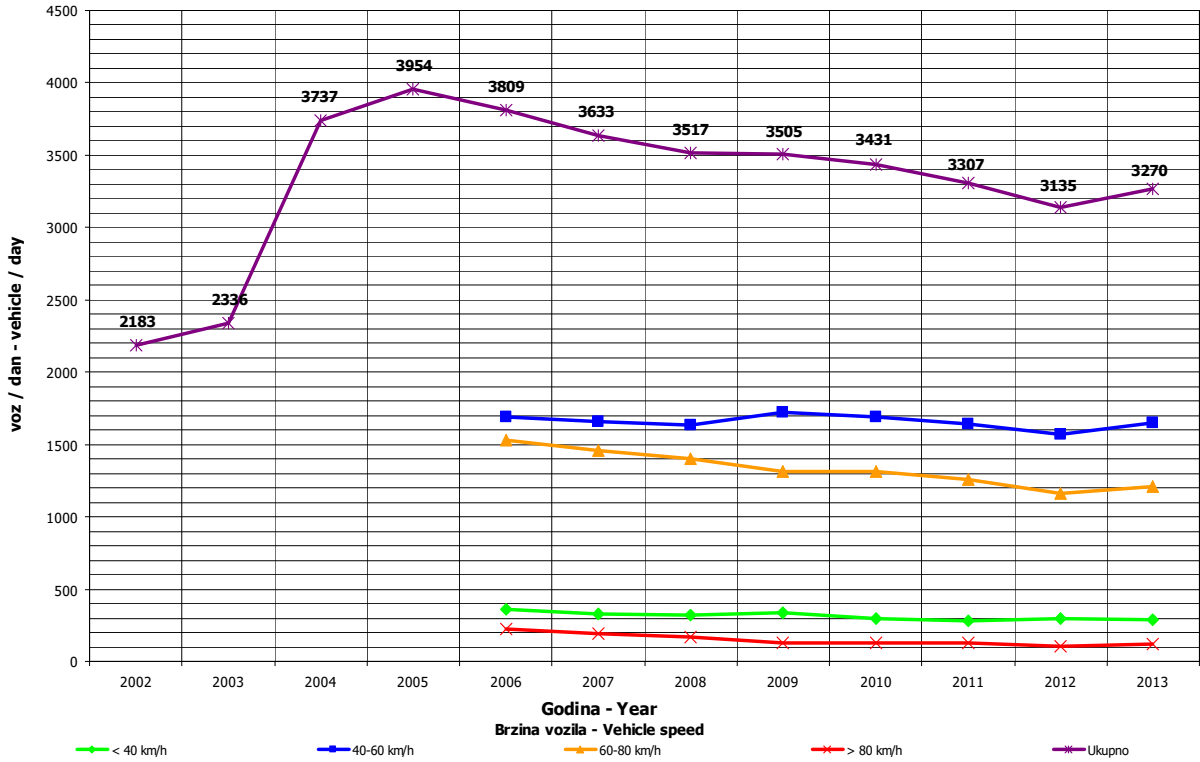
000052
 Batkuša / 8+812,00
 R 462a / Grebnice - Obudovac 1

Month	Direction	minimum hour		maximum hour		veh/h	veh/day	minimum day		maximum day		day time average (5-21 h)	night average (21-05 h)	working day average	weekend average	summer average
		date/day	hour	date/day	hour			date/day	date/day	veh/day	veh/day					
January	I	3/Thursday	3	8/Tuesday	15	150	773	1/Thursday	1574	4/Friday	1125	118	768	475		
	II	6/Sunday	4	5/Saturday	14	151	867	6/Sunday	1703	4/Friday	1158	120	793	485		
	I+II	7/Monday	3	9/Wednesday	12	289	1667	1/Thursday	3277	4/Friday	2283	238	1561	960		
February	I	6/Wednesday	4	26/Tuesday	11	149	967	3/Sunday	1549	26/Tuesday	1142	114	970	336		
	II	1/Friday	1	28/Thursday	11	135	952	3/Sunday	1584	26/Tuesday	1186	118	967	336		
	I+II	1/Friday	1	26/Tuesday	11	274	1919	3/Sunday	3133	26/Tuesday	2328	232	1887	672		
March	I	18/Monday	4	22/Friday	11	145	1220	1/Thursday	1637	29/Friday	1261	128	950	439		
	II	24/Sunday	5	9/Saturday	12	155	1196	24/Sunday	1788	29/Friday	1315	138	1003	450		
	I+II	10/Thursday	4	22/Friday	11	286	2459	24/Sunday	3425	29/Friday	2577	266	1954	889		
April	I	4/Thursday	3	20/Saturday	15	147	1328	7/Sunday	1924	30/Tuesday	1412	152	1152	412		
	II	25/Thursday	0	27/Saturday	12	170	1307	7/Sunday	2232	30/Tuesday	1487	165	1229	422		
	I+II	11/Thursday	2	27/Saturday	12	301	2635	7/Sunday	4156	30/Tuesday	2899	317	2381	835		
May	I	2/Thursday	3	6/Monday	12	257	1196	1/Wednesday	2621	6/Monday	1551	175	984	743		
	II	19/Sunday	4	26/Sunday	16	205	1484	1/Wednesday	2145	10/Friday	1553	200	1019	734		
	I+II	15/Wednesday	3	6/Monday	12	446	2680	1/Wednesday	4697	6/Monday	3104	375	2002	1477		
June	I	26/Wednesday	2	23/Sunday	18	180	1450	9/Sunday	1835	23/Sunday	1429	203	1088	544	1632	
	II	3/Monday	3	23/Sunday	12	221	1340	2/Sunday	1899	21/Friday	1500	198	1147	552	1698	
	I+II	5/Wednesday	3	24/Monday	12	308	2918	9/Sunday	3716	14/Friday	2929	402	2234	1096	3330	
July	I	15/Monday	3	12/Friday	19	171	1594	8/Monday	2358	12/Friday	1611	246	1351	507	1857	
	II	7/Sunday	3	27/Saturday	11	185	1665	7/Sunday	2389	12/Friday	1631	281	1413	500	1913	
	I+II	15/Monday	3	30/Tuesday	14	316	3269	8/Monday	4747	12/Friday	3242	527	2763	1007	3770	
August	I	20/Tuesday	3	3/Saturday	11	169	1741	27/Tuesday	2537	4/Sunday	1756	257	1390	623	2013	
	II	21/Wednesday	3	16/Friday	19	181	1813	26/Monday	2433	2/Friday	1776	275	1435	616	2051	
	I+II	21/Wednesday	3	28/Wednesday	13	333	3629	26/Monday	4638	3/Saturday	3532	532	2825	1239	4064	
September	I	16/Monday	3	1/Sunday	16	192	1578	30/Monday	2077	1/Sunday	1609	186	1230	564	1795	
	II	18/Wednesday	1	14/Saturday	19	212	1591	29/Sunday	2193	1/Sunday	1655	203	1291	567	1857	
	I+II	18/Wednesday	2	21/Saturday	11	329	3296	29/Sunday	4270	1/Sunday	3263	389	2521	1131	3652	
October	I	15/Thursday	3	25/Friday	14	161	1576	21/Monday	1983	11/Friday	1587	162	1273	476		
	II	24/Thursday	1	27/Sunday	16	176	1606	15/Thursday	2167	11/Friday	1631	174	1331	474		
	I+II	16/Wednesday	1	27/Sunday	16	321	3223	1/Thursday	4150	11/Friday	3218	336	2604	951		
November	I	27/Wednesday	4	1/Friday	15	164	1315	27/Wednesday	1919	1/Friday	1439	137	1046	529		
	II	5/Thursday	1	17/Sunday	18	197	1351	24/Sunday	2107	1/Friday	1498	147	1100	546		
	I+II	27/Wednesday	4	1/Friday	15	322	2670	27/Wednesday	4026	1/Friday	2937	285	2147	1075		
December	I	11/Wednesday	2	19/Thursday	11	177	1182	15/Sunday	1845	19/Thursday	1333	132	1062	402		
	II	5/Thursday	0	23/Monday	16	201	1157	15/Sunday	1907	19/Thursday	1376	137	1116	397		
	I+II	11/Wednesday	3	19/Thursday	12	364	2345	15/Sunday	3752	19/Thursday	2709	269	2178	800		
Year	I	6.2/Wednesday	4	6.5/Monday	12	257	773	1.1/Thursday	2621	1.1/Thursday	1440	168	1609	1605	1826	
	II	25.4/Thursday	0	23.6/Sunday	12	221	867	6.1/Sunday	2433	2.8/Friday	1482	180	1686	1612	1882	
	I+II	7.1/Monday	3	6.5/Monday	12	446	1667	1.1/Thursday	4747	12.7/Friday	2922	348	3295	3216	3708	

GODIŠNJA NERAVNOMJERNOST SAOBRAĆAJNOG TOKA TRAFFIC FLOW ANNUAL VARIATION

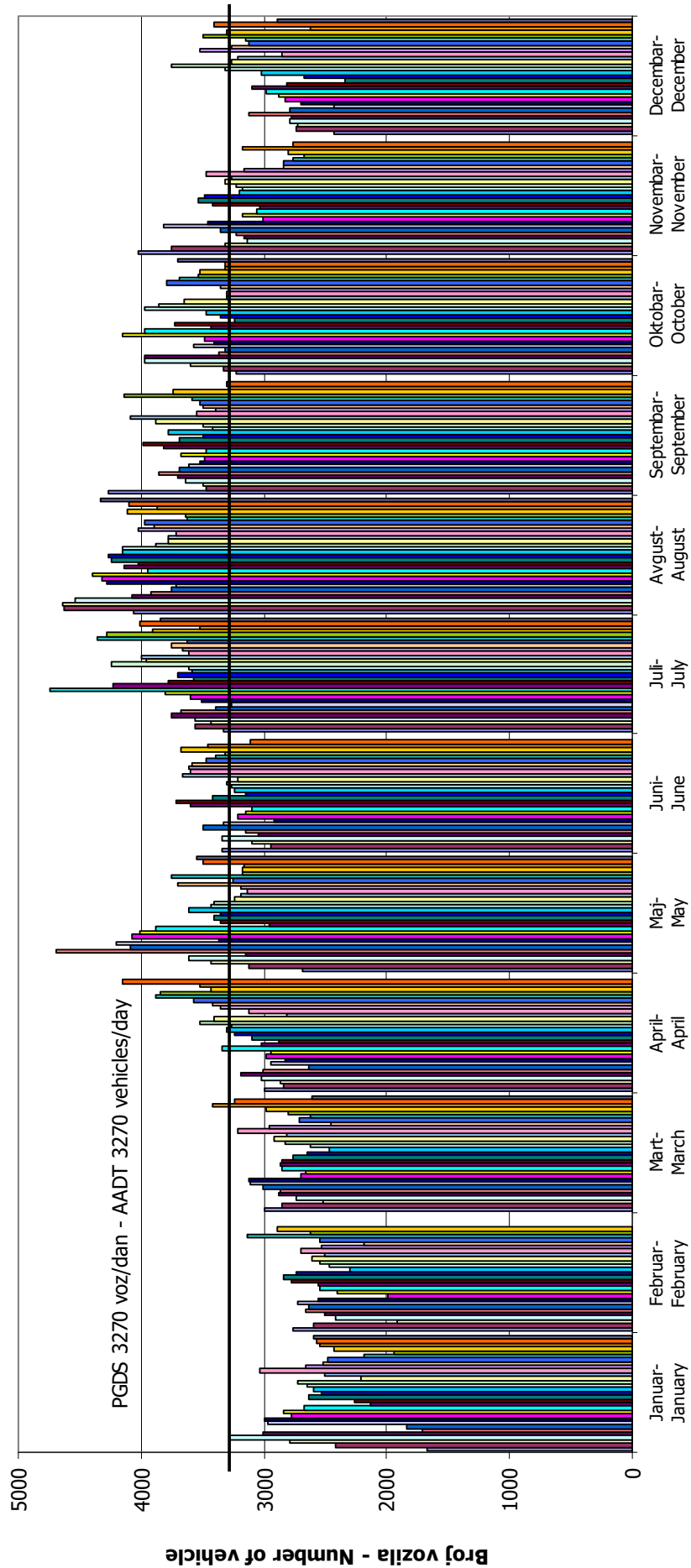
Automatski brojač broj - Automatic counter number
 Lokalizet - Location / Stacionaža - Mileage [km+m]
 Broj puta - Road number / Dionica - Section

000052
 Batkuša / 8+812,00
 R 462a / Grebnice - Obudovac 1



**DNEVNA NERAVNOMJERNOST SAOBRAĆAJNOG TOKA
 TRAFFIC FLOW DAILY VARIATION**

Automatski brojač broj - Automatic counter number 000052
 Lokalityet - Location / Stacionaža - Mileage [km+tm] Batkuša / 8+812,00
 Broj puta - Road number/ Dionica - Section R 462a / Grebnice - Obudovac 1

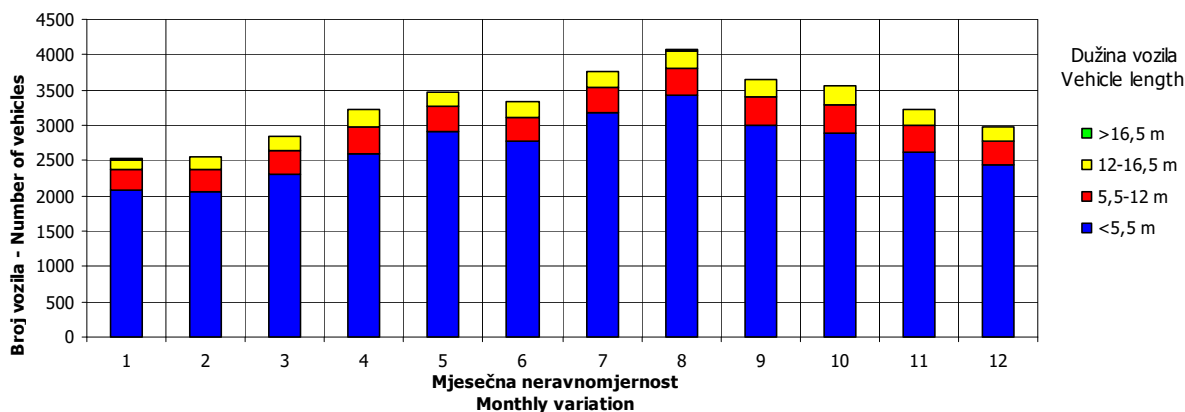
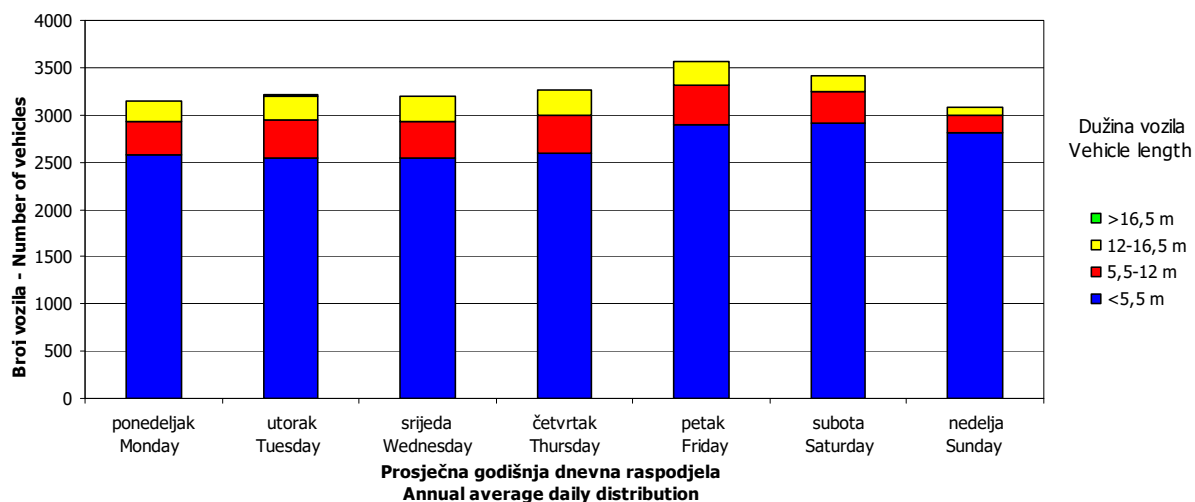
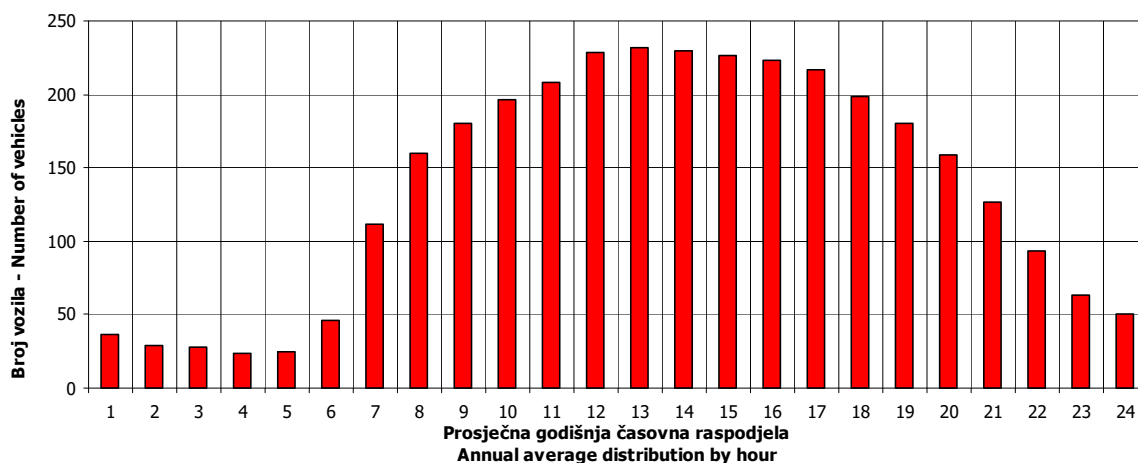


VREMENSKA RASPODJELA SAOBRAĆAJNOG TOKA TRAFFIC FLOW TIME DISTRIBUTION

Automatski brojač broj - Automatic counter number
 Lokalizet - Location / Stacionaža - Mileage [km+m]
 Broj puta - Road number / Dionica - Section

000052
 Batkuša / 8+812,00
 R 462a / Grebnice - Obudovac 1

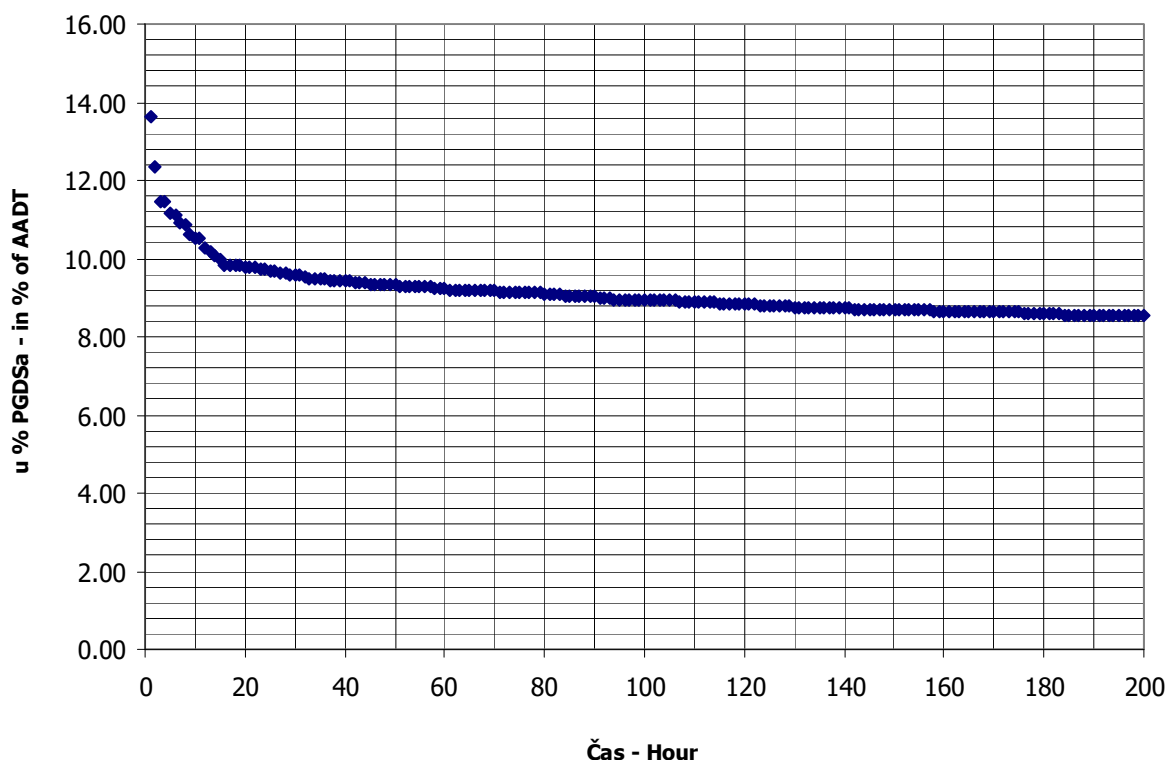
PGDS 3270 voz/dan AADT 3270 veh/day



SATNA DISTRIBUCIJA SAOBRAĆAJNOG TOKA
TRAFFIC FLOW HOURLY DISTRIBUTION

Automatski brojač broj - Automatic counter number 000052
 Lokalitet - Location / Stacionaža - Mileage [km+m] Batkuša / 8+812,00
 Broj puta - Road number / Dionica - Section R 462a / Grebnice - Obudovac 1

PGDS - AADT	3270 voz/dan - veh/day							
Čas - Hour	Maksimalni vršni sat - Maximum peak hour	10	20	30	40	50	100	200
Sat u danu - Hour of day	12	16	11	19	11	16	14	15
Sat u godini - Hour in year	3012	3496	3035	6163	6827	3064	6302	6927
Dan - Day of week	ponedeljak - Monday	nedelja - Sunday	utorak - Tuesday	subota - Saturday	subota - Saturday	srijeda - Wednesday	petak - Friday	srijeda - Wednesday
Datum - Date	6	26	7	14	12	8	20	16
Mjesec - Month	maj - May	maj - May	maj - May	septembar - September	oktobar - October	maj - May	septembar - September	oktobar - October
Vrijednost - Value	446	344	319	313	308	303	293	279
% - percent	13.64	10.52	9.75	9.57	9.42	9.26	8.96	8.53



BROJANJE VOZILA NA MREŽI PUTEVA U REPUBLICI SRPSKOJ – 2013. GODINA
VEHICLE COUNTING ON THE ROAD NETWORK OF THE REPUBLIC OF SRPSKA – YEAR 2013

MJESEČNI BROJ VOZILA
MONTHLY NUMBER OF VEHICLES

Automatski brojač broj - Automatic counter number 000053
 Lokalitet - Location / Stacionaža - Mileage [km+m] Dvorovi / 3+430,00
 Broj puta - Road number / Dionica - Section M 18.2 / Gojsovac - granica / border RS
 (Pavlovića Most)

	Mjesec - Month											
	Januar- January	Februar- February	Mart- March	April- April	Maj- May	Jun- June	Juli- July	August- August	Septembar- September	Oktober- October	Novembar- November	Decembar- December
1	1745	2939	3436	3468	6314	4394	4302	5133	4913	3622	3992	1991
2	2536	3010	3619	4123	4634	3903	4780	5922	3968	3626	4508	2814
3	3197	2005	3161	3344	4444	4007	4677	6122	3730	3747	3522	2822
4	3012	2608	3269	3552	5232	4005	4008	6811	4167	4098	3495	2912
5	2310	2784	3174	3832	3815	3920	4547	5526	3953	4334	3175	2815
6	1613	2555	3382	3706	3810	3885	4771	5506	4053	3813	3551	3031
7	1405	2777	3433	2581	4147	4141	4433	5363	5112	3768	3546	3124
8	2171	2911	4381	3349	4384	4525	4120	5587	4840	3741	3864	2371
9	1995	3375	3408	3243	4165	4976	4008	5389	3770	3689	4424	2817
10	2578	2269	3010	3467	4328	3896	4474	6094	3676	3785	3066	2992
11	2792	2763	3122	3643	4904	3914	4140	6406	4062	4258	3404	3146
12	2947	2335	3067	3919	4170	3638	4961	5041	3455	5227	3090	3181
13	2286	2290	3204	4262	3695	4285	5967	4578	4065	4023	3394	3139
14	2430	3047	2939	4022	4186	4857	5448	5191	4595	3964	3150	3222
15	2919	3034	2478	3793	4155	5718	4463	5018	4084	3730	3611	2234
16	2860	2656	3324	4076	4316	5182	4700	5556	3918	3720	3929	2631
17	2726	2215	2716	4112	5314	4389	4605	5716	3894	3430	2817	2792
18	2694	2517	3182	4124	6084	4527	4696	5960	3826	3924	3279	2805
19	2473	2448	3170	5251	5028	4744	5134	5408	3449	4508	3239	2430
20	2135	2707	3492	5591	4056	4489	5991	4167	4112	4142	3381	2794
21	2639	2485	2883	4501	3825	4641	5863	4452	4803	3783	2846	3350
22	2626	2572	3690	4000	3934	5477	5222	4714	3582	3645	3421	2598
23	2294	2970	3875	4190	3492	5416	4836	4646	3797	4088	3654	2822
24	2330	1882	2517	4168	4053	4032	5208	5230	3615	3791	2429	2798
25	2362	2567	3121	4636	4792	3897	4898	4634	3818	4071	2630	2969
26	2527	3135	2522	4416	3540	4143	5436	4303	3880	4765	3058	3127
27	1881	2790	2870	4968	3747	4012	6554	4150	4653	4752	2653	2839
28	2347	3031	3347	5053	3895	4564	6920	4456	4457	3710	2713	3353
29	2535		3835	4794	4041	4736	4677	4188	3213	3645	2909	2171
30	2540		4632	5299	3998	4460	4620	4520	3445	3542	3039	2361
31	2885		3270		4370		5119	5130		3718		2886
Ukupno- Total	75790	74677	101529	123483	134868	132773	153578	160917	120905	122659	99789	87337
Prosjek- Average	2445	6789	3275	4116	4351	4426	4954	5191	4030	3957	3326	2817
Godišnji prosjek (PGDS) - Annual average (AADT)												3804

BROJANJE VOZILA NA MREŽI PUTEVA U REPUBLICI SRPSKOJ – 2013. GODINA
VEHICLE COUNTING ON THE ROAD NETWORK OF THE REPUBLIC OF SRPSKA – YEAR 2013

STRUKTURA SAOBRAĆAJNOG TOKA
TRAFFIC FLOW COMPOSITION

Automatski brojač broj - Automatic counter number 000053
 Lokalizet - Location / Stacionaža - Mileage [km+m] Dvorovi / 3+430,00
 Broj puta - Road number / Dionica - Section M 18.2 / Gojsovac - granica / border RS
 (Pavlovića Most)

Mjesec - Month	Smjer - Direction	Dužina vozila - Vehicle length								Ukupno - Total
		< 5,5 m	(%)	5,5 - 12 m	(%)	12 - 16,5 m	(%)	< 16,5 m	(%)	
Januar - January	I	36023	93.1	2170	5.6	511	1.3	6	0.0	38710
	II	33375	90.0	2929	7.9	656	1.8	120	0.3	37080
	ukupno - total	69398	91.6	5099	6.7	1167	1.5	126	0.2	75790
Februar - February	I	34233	89.8	3322	8.7	562	1.5	8	0.0	38125
	II	31624	86.5	4071	11.1	666	1.8	191	0.5	36552
	ukupno - total	65857	88.2	7393	9.9	1228	1.6	199	0.3	74677
Mart - March	I	45479	90.5	4104	8.2	681	1.4	15	0.0	50279
	II	46283	90.3	4214	8.2	732	1.4	21	0.0	51250
	ukupno - total	91762	90.4	8318	8.2	1413	1.4	36	0.0	101529
April - April	I	55895	90.3	5167	8.4	803	1.3	15	0.0	61880
	II	54742	88.9	5986	9.7	844	1.4	31	0.1	61603
	ukupno - total	110637	89.6	11153	9.0	1647	1.3	46	0.0	123483
Maj - May	I	61663	91.8	4828	7.2	655	1.0	17	0.0	67163
	II	60858	89.9	6067	9.0	753	1.1	27	0.0	67705
	ukupno - total	122521	90.8	10895	8.1	1408	1.0	44	0.0	134868
Juni - June	I	61023	91.7	4862	7.3	672	1.0	12	0.0	66569
	II	59248	89.5	6062	9.2	812	1.2	82	0.1	66204
	ukupno - total	120271	90.6	10924	8.2	1484	1.1	94	0.1	132773
Juli - July	I	70460	92.6	4843	6.4	763	1.0	20	0.0	76086
	II	70436	90.9	6143	7.9	876	1.1	37	0.0	77492
	ukupno - total	140896	91.7	10986	7.2	1639	1.1	57	0.0	153578
Avgust - August	I	75144	92.8	5084	6.3	736	0.9	16	0.0	80980
	II	73000	91.3	6006	7.5	915	1.1	16	0.0	79937
	ukupno - total	148144	92.1	11090	6.9	1651	1.0	32	0.0	160917
Septembar - September	I	55628	91.7	4307	7.1	677	1.1	27	0.0	60639
	II	52822	87.6	6368	10.6	1060	1.8	16	0.0	60266
	ukupno - total	108450	89.7	10675	8.8	1737	1.4	43	0.0	120905
Oktobar - October	I	54836	88.8	6015	9.7	866	1.4	24	0.0	61741
	II	52920	86.9	6876	11.3	1108	1.8	14	0.0	60918
	ukupno - total	107756	87.9	12891	10.5	1974	1.6	38	0.0	122659
Novembar - November	I	45184	90.3	4308	8.6	516	1.0	26	0.1	50034
	II	43113	86.7	5691	11.4	918	1.8	33	0.1	49755
	ukupno - total	88297	88.5	9999	10.0	1434	1.4	59	0.1	99789
Decembar - December	I	39526	89.4	3965	9.0	687	1.6	11	0.0	44189
	II	38655	89.6	3666	8.5	769	1.8	58	0.1	43148
	ukupno - total	78181	89.5	7631	8.7	1456	1.7	69	0.1	87337
Ukupno (godišnje) - Total (annual)	I	635094	91.2	52975	7.6	8129	1.2	197	0.0	696395
	II	617076	89.2	64079	9.3	10109	1.5	646	0.1	691910
	ukupno - total	1252170	90.2	117054	8.4	18238	1.3	843	0.1	1388305
Prosjek (PGDS) - Average (AADT)	I	1740	91.2	145	7.6	22	1.2	1	0.0	1908
	II	1691	89.2	176	9.3	28	1.5	2	0.1	1896
	ukupno - total	3431	90.2	321	8.4	50	1.3	2	0.1	3804

BRONANJE VOZILA NA MREŽI PUTEVA U REPUBLICI SRPSKOJ – 2013. GODINA
VEHICLE COUNTING ON THE ROAD NETWORK OF THE REPUBLIC OF SRPSKA – YEAR 2013

SAOBRAĆAJNI POKAZATELJI

Automatski brojač broj
 Lokalizet / Stacionaža [km+m]
 Broj puta / Dionica

000053

Dvorovi / 3+430,00

M 18.2 / Gojsovac - granica / border RS (Pavlovića Most)

Mjesec	Smjer	minimalni čas		maksimalni čas		voz/h	minimalni dan		maksimalni dan		dnevni prosjek (05-21 h)	noćni prosjek (21-05 h)	prosjek radnim danom	prosjek vikendom	ljetni prosjek
		datum/dan	čas	voz/h	datum/dan		voz/dan	datum/dan	voz/dan						
Januar	I	23/srijeda	4	0	3/četvrtak	14	166	7/ponedjeljak	694	12/subota	1611	100	781	468	
	II	8/utorak	7	0	3/četvrtak	14	153	7/ponedjeljak	711	12/subota	1607	155	751	445	
	I+II	28/ponedjeljak	4	1	3/četvrtak	14	319	7/ponedjeljak	1405	3/četvrtak	3197	255	1532	912	
Februar	I	1/petak	4	0	26/utorak	13	164	24/nedjelja	933	26/utorak	1797	92	995	367	
	II	4/ponedjeljak	2	0	28/četvrtak	16	151	24/nedjelja	949	9/subota	1671	153	944	361	
	I+II	13/srijeda	4	2	9/subota	11	302	24/nedjelja	1882	9/subota	3375	245	1939	728	
Mart	I	5/utorak	1	1	8/petak	20	213	15/petak	1234	8/petak	2264	113	1093	529	
	II	13/srijeda	2	0	30/subota	16	252	15/petak	1244	30/subota	2432	200	1101	552	
	I+II	5/utorak	2	2	30/subota	16	418	15/petak	2478	30/subota	4632	312	2193	1082	
April	I	3/srijeda	2	1	21/nedjelja	12	265	7/nedjelja	1285	20/subota	2786	148	1486	577	
	II	22/ponedjeljak	3	0	20/subota	15	260	7/nedjelja	1296	20/subota	2805	222	1474	580	
	I+II	23/utorak	3	2	20/subota	14	515	7/nedjelja	2581	20/subota	5591	370	2960	1156	
Maj	I	8/srijeda	2	0	1/srijeda	12	372	12/nedjelja	1580	18/subota	3079	188	1182	984	
	II	9/četvrtak	3	1	1/srijeda	19	424	5/nedjelja	1536	1/srijeda	3246	310	1203	981	
	I+II	8/srijeda	2	4	1/srijeda	19	595	23/četvrtak	3492	1/srijeda	6314	498	2385	1966	
Juni	I	14/petak	3	1	23/nedjelja	13	270	12/srijeda	1816	15/subota	2881	221	1402	817	2219
	II	3/ponedjeljak	3	1	23/nedjelja	18	254	12/srijeda	1822	15/subota	2837	348	1397	810	2207
	I+II	4/utorak	3	4	15/subota	17	468	12/srijeda	3638	15/subota	5718	569	2800	1626	4426
Juli	I	30/utorak	3	1	21/nedjelja	14	283	4/četvrtak	1822	27/subota	3436	280	1709	746	2454
	II	1/ponedjeljak	3	1	28/nedjelja	19	331	9/utorak	1987	28/nedjelja	3573	451	1763	737	2500
	I+II	1/ponedjeljak	3	4	28/nedjelja	19	556	4/četvrtak	4008	28/nedjelja	6920	4223	731	3472	1482
Avgust	I	20/utorak	3	2	4/nedjelja	14	315	20/utorak	2099	4/nedjelja	3445	310	1760	852	2612
	II	23/petak	2	1	4/nedjelja	19	352	27/utorak	2051	4/nedjelja	3366	2102	476	1750	828
	I+II	27/utorak	4	6	4/nedjelja	19	604	27/utorak	4150	4/nedjelja	6811	4404	786	3510	1681
Septembar	I	18/srijeda	3	0	8/nedjelja	13	238	29/nedjelja	1606	7/subota	2542	170	1364	658	2021
	II	2/ponedjeljak	3	1	8/nedjelja	19	290	30/ponedjeljak	1597	7/subota	2570	245	1346	662	2009
	I+II	9/ponedjeljak	2	4	8/nedjelja	15	426	29/nedjelja	3213	7/subota	5112	415	2710	1320	4030
Oktobar	I	29/utorak	3	0	27/nedjelja	13	290	17/četvrtak	1757	12/subota	2755	146	1415	576	
	II	9/srijeda	4	0	27/nedjelja	16	319	1/utorak	1587	12/subota	2472	210	1394	571	
	I+II	29/utorak	3	2	27/nedjelja	16	526	17/četvrtak	3430	12/subota	5227	3601	356	2810	1147
Novembar	I	1/petak	6	0	8/petak	13	210	25/ponedjeljak	1177	9/subota	2236	113	1102	566	
	II	4/ponedjeljak	3	0	3/nedjelja	16	210	27/srijeda	1168	2/subota	2285	162	1084	575	
	I+II	21/četvrtak	3	0	9/subota	13	394	24/nedjelja	2429	2/subota	4508	276	2185	1141	
Decembar	I	9/ponedjeljak	3	0	28/subota	13	179	1/nedjelja	1015	21/subota	1779	97	1025	401	
	II	9/ponedjeljak	3	0	26/četvrtak	14	185	1/nedjelja	976	26/četvrtak	1622	146	1005	387	
	I+II	9/ponedjeljak	3	0	21/subota	14	311	1/nedjelja	1991	28/subota	3353	244	2030	788	
Godina	I	23.1/srijeda	4	0	1.5/srijeda	12	372	7.1/ponedjeljak	694	4.8/nedjelja	3445	165	1866	2000	2330
	II	8.1/utorak	7	0	1.5/srijeda	19	424	7.1/ponedjeljak	711	28.7/nedjelja	3573	258	1854	1987	2327
	I+II	21.11/četvrtak	3	0	4.8/nedjelja	19	604	7.1/ponedjeljak	1405	28.7/nedjelja	6920	423	3719	3987	4657

BROJANJE VOZILA NA MREŽI PUTEVA U REPUBLICI SRPSKOJ – 2013. GODINA
VEHICLE COUNTING ON THE ROAD NETWORK OF THE REPUBLIC OF SRPSKA – YEAR 2013

TRAFFIC PARAMETERS

Automatic counter number 000053
 Location / Mileage [km+m] Dvorovi / 3+430,00
 Road number / Section M 18.2 / Gojsovac - granica / border RS (Pavlovića Most)

Month	Direction	minimum hour		maximum hour		minimum day		maximum day		day time average (5-21 h)	night average (21-05 h)	working day average	weekend average	summer average	
		date/day	hour	veh/h	date/day	hour	veh/day	date/day	veh/day						
January	I	23/Wednesday	4	0	3/Thursday	14	166	7/Monday	694	12/Saturday	1611	11:49	100	781	468
	II	8/Tuesday	7	0	3/Thursday	14	153	7/Monday	711	3/Thursday	1607	1041	155	751	445
	I+II	28/Monday	4	1	3/Thursday	14	319	7/Monday	1405	3/Thursday	3197	2190	255	1532	912
February	I	1/Friday	4	0	26/Tuesday	13	164	24/Sunday	933	26/Tuesday	1797	1269	92	995	367
	II	4/Monday	2	0	28/Thursday	16	151	24/Sunday	949	9/Saturday	1671	1153	153	944	361
	I+II	13/Wednesday	4	2	9/Saturday	11	302	24/Sunday	1882	9/Saturday	3375	2422	245	1939	728
March	I	5/Tuesday	1	1	8/Friday	20	213	15/Friday	1234	8/Friday	2264	1509	113	1093	529
	II	13/Wednesday	2	0	30/Saturday	16	252	15/Friday	1244	30/Saturday	2432	1454	200	1101	552
	I+II	5/Tuesday	2	2	30/Saturday	16	418	15/Friday	2478	30/Saturday	4632	2963	312	2193	1082
April	I	3/Wednesday	2	1	21/Sunday	12	265	7/Sunday	1285	20/Saturday	2786	1915	148	1486	577
	II	22/Monday	3	0	20/Saturday	15	260	7/Sunday	1296	20/Saturday	2805	1831	222	1474	580
	I+II	23/Tuesday	3	2	20/Saturday	14	515	7/Sunday	2581	20/Saturday	5591	3746	370	2960	1156
May	I	8/Wednesday	2	0	1/Wednesday	12	372	12/Sunday	1580	18/Saturday	3079	1979	188	1182	984
	II	9/Thursday	3	1	1/Wednesday	19	424	5/Sunday	1536	1/Wednesday	3246	1874	310	1203	981
	I+II	8/Wednesday	2	4	1/Wednesday	19	595	23/Thursday	3492	1/Wednesday	6314	3853	498	2385	1966
June	I	14/Friday	3	1	23/Sunday	13	270	12/Wednesday	1816	15/Saturday	2881	1998	221	1402	817
	II	3/Monday	3	1	23/Sunday	18	254	12/Wednesday	1822	15/Saturday	2837	1858	348	1397	810
	I+II	4/Tuesday	3	4	15/Saturday	17	468	12/Wednesday	3638	15/Saturday	5718	3857	569	2800	1626
July	I	30/Tuesday	3	1	21/Sunday	14	283	4/Thursday	1822	27/Saturday	3436	2175	280	1709	746
	II	1/Monday	3	1	28/Sunday	19	331	9/Tuesday	1987	28/Sunday	3573	2049	451	1763	737
	I+II	1/Monday	3	4	28/Sunday	19	556	4/Thursday	4008	28/Sunday	6920	4223	731	3472	1482
August	I	20/Tuesday	3	2	4/Sunday	14	315	20/Tuesday	2099	4/Sunday	3445	2302	310	1760	852
	II	23/Friday	2	1	4/Sunday	19	352	27/Tuesday	2051	4/Sunday	3366	2102	476	1750	828
	I+II	27/Tuesday	4	6	4/Sunday	19	604	27/Tuesday	4150	4/Sunday	6811	4404	786	3510	1681
September	I	18/Wednesday	3	0	8/Sunday	13	238	29/Sunday	1606	7/Saturday	2542	1852	170	1364	658
	II	2/Monday	3	1	8/Sunday	19	290	30/Monday	1597	7/Saturday	2570	1764	245	1346	662
	I+II	3/Tuesday	2	4	8/Sunday	15	426	29/Sunday	3213	7/Saturday	5112	3616	415	2710	1320
October	I	29/Tuesday	3	0	27/Sunday	13	290	17/Thursday	1757	12/Saturday	2755	1846	146	1415	576
	II	9/Wednesday	4	0	27/Sunday	16	319	1/Tuesday	1587	12/Saturday	2472	1755	210	1394	571
	I+II	29/Tuesday	3	2	27/Sunday	16	526	17/Thursday	3430	12/Saturday	5227	3601	356	2810	1147
November	I	1/Friday	6	0	8/Friday	13	210	25/Monday	1177	9/Saturday	2236	1554	113	1102	566
	II	4/Monday	3	0	3/Sunday	16	210	27/Wednesday	1168	2/Saturday	2285	1496	162	1084	575
	I+II	21/Thursday	3	0	9/Saturday	13	394	24/Sunday	2429	2/Saturday	4508	3051	276	2185	1141
December	I	9/Monday	3	0	28/Saturday	13	179	1/Sunday	1015	21/Saturday	1779	1328	97	1025	401
	II	9/Monday	3	0	26/Thursday	14	185	1/Sunday	976	26/Thursday	1622	1245	146	1005	387
	I+II	9/Monday	3	0	1/Sunday	14	311	1/Sunday	1991	28/Saturday	3353	2573	244	2030	788
Year	I	23.1/Wednesday	4	0	1.5/Wednesday	12	372	7.1/Monday	694	4.8/Sunday	3445	1742	165	1866	2000
	II	8.1/Tuesday	7	0	1.5/Wednesday	19	424	7.1/Monday	711	28.7/Sunday	3573	1638	258	1854	1987
	I+II	21.1/Thursday	3	0	4.8/Sunday	19	604	7.1/Monday	1405	28.7/Sunday	6920	3381	423	3719	3987

GODIŠNJA NERAVNOMJERNOST SAOBRAĆAJNOG TOKA TRAFFIC FLOW ANNUAL VARIATION

Automatski brojač broj - Automatic counter number

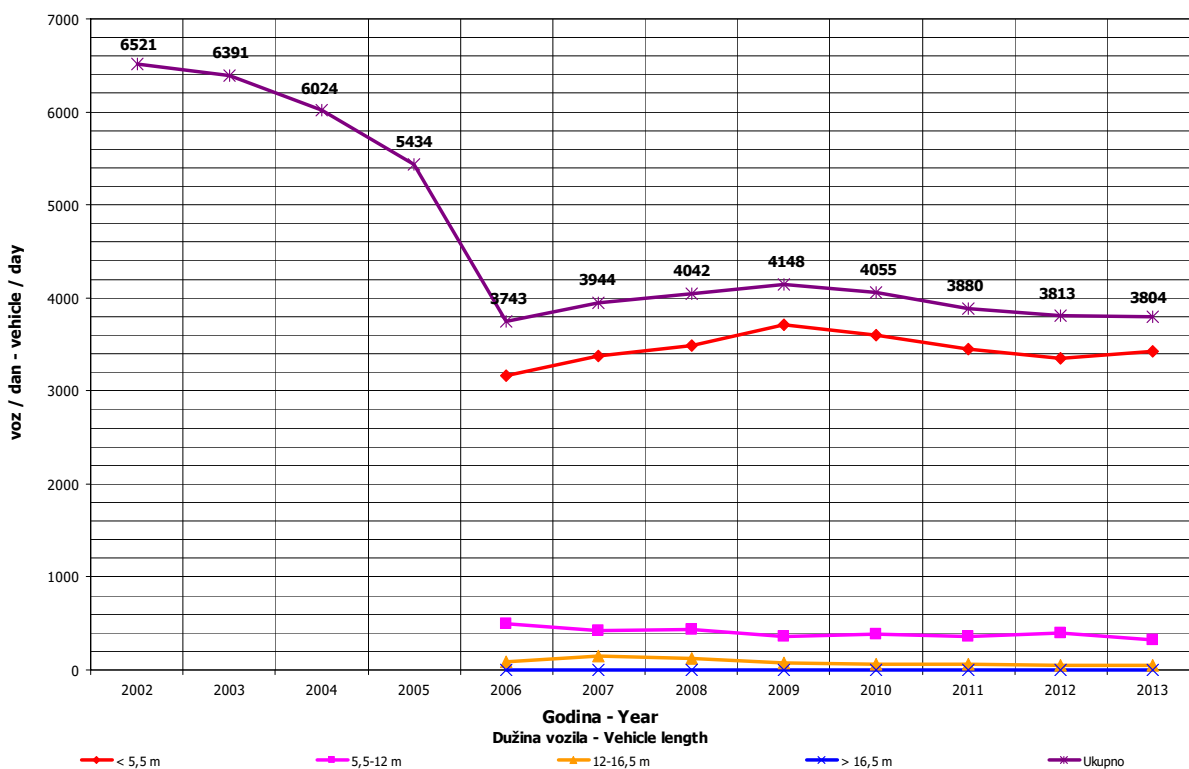
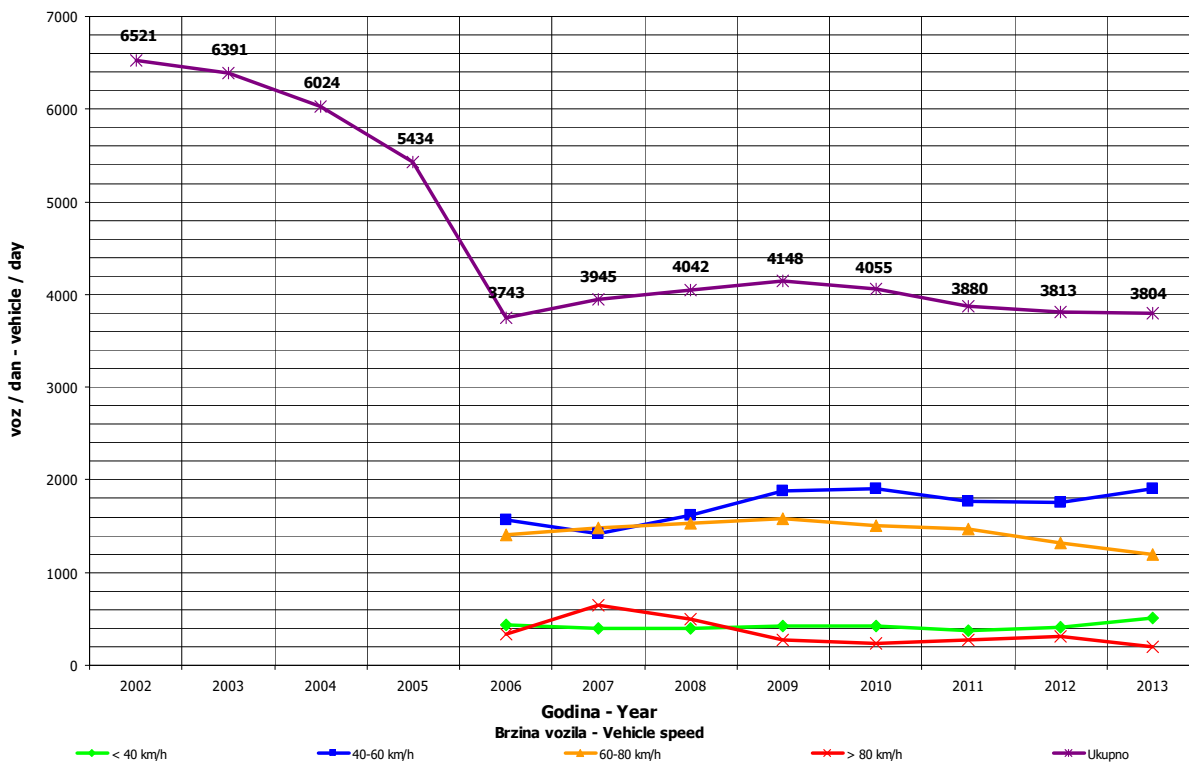
000053

Lokalitet - Location / Stacionaža - Mileage [km+m]

Dvorovi / 3+430,00

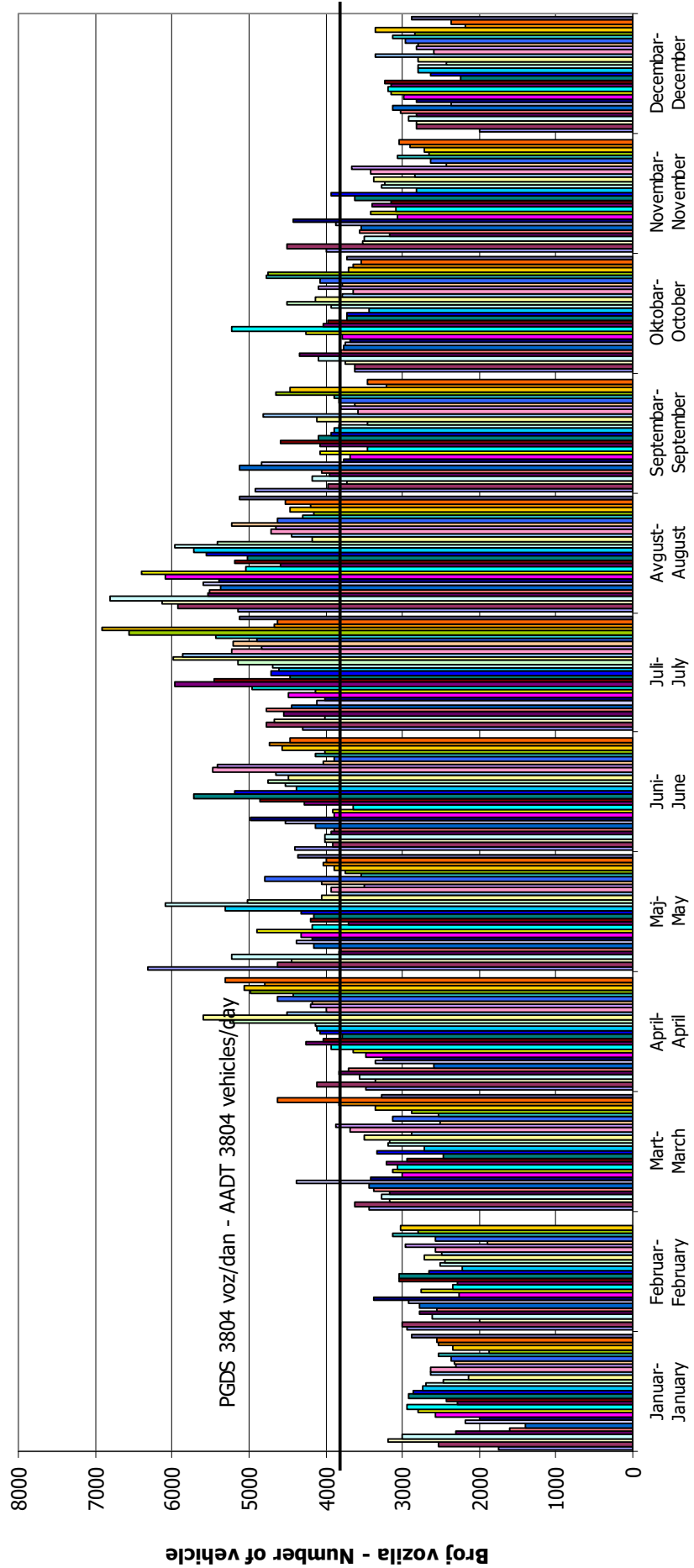
Broj puta - Road number / Dionica - Section

M 18.2 / Gojsovac - granica / border RS
 (Pavlovića Most)



DNEVNA NERAVNOMJERNOST SAOBRAĆAJNOG TOKA
TRAFFIC FLOW DAILY VARIATION

Automatski brojač broj - Automatic counter number 000053
 Lokalityet - Location / Stacionaža - Mileage [km+tm] Dvorovi / 3+430,00
 Broj puta - Road number/ Dionica - Section M 18.2 / Gojsovac - granica / border RS (Pavlovića Most)



VREMENSKA RASPODJELA SAOBRAĆAJNOG TOKA TRAFFIC FLOW TIME DISTRIBUTION

Automatski brojač broj - Automatic counter number

000053

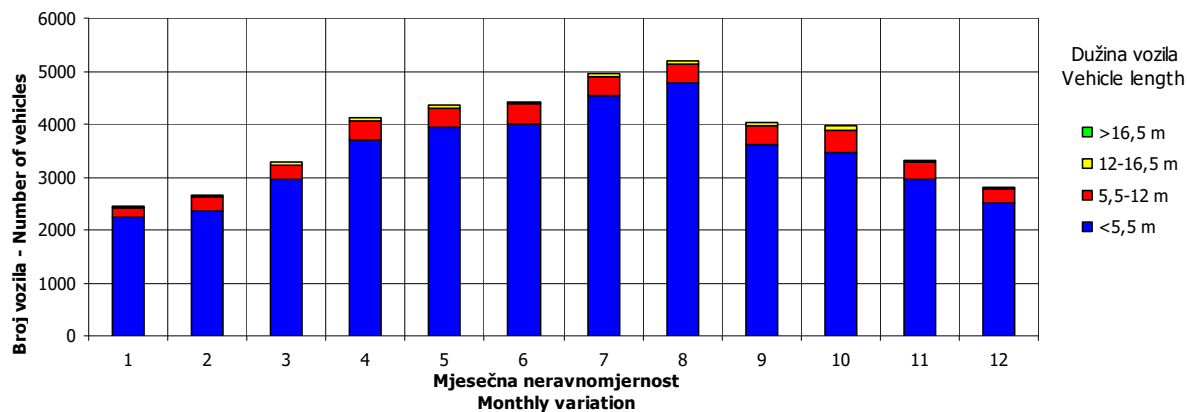
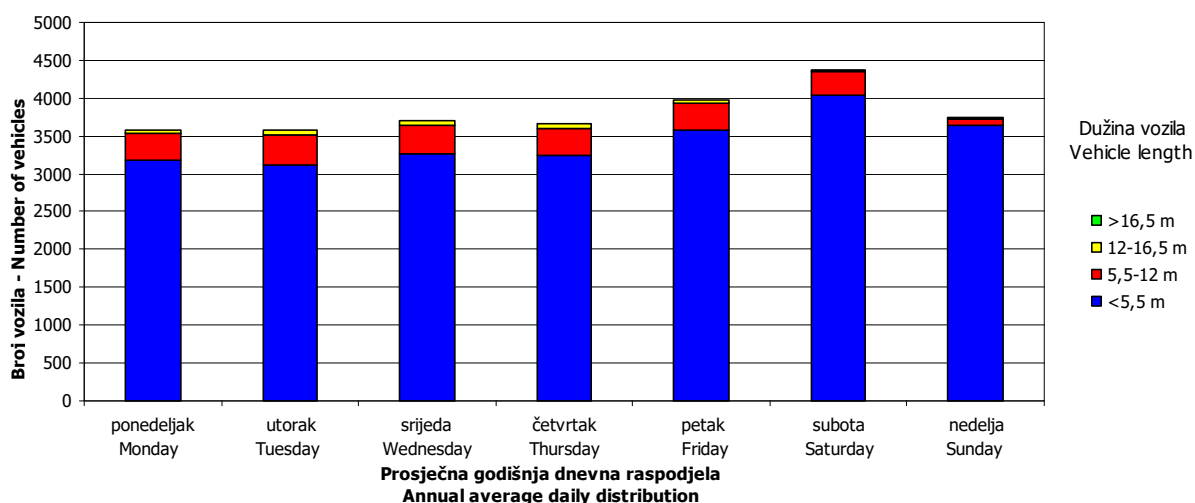
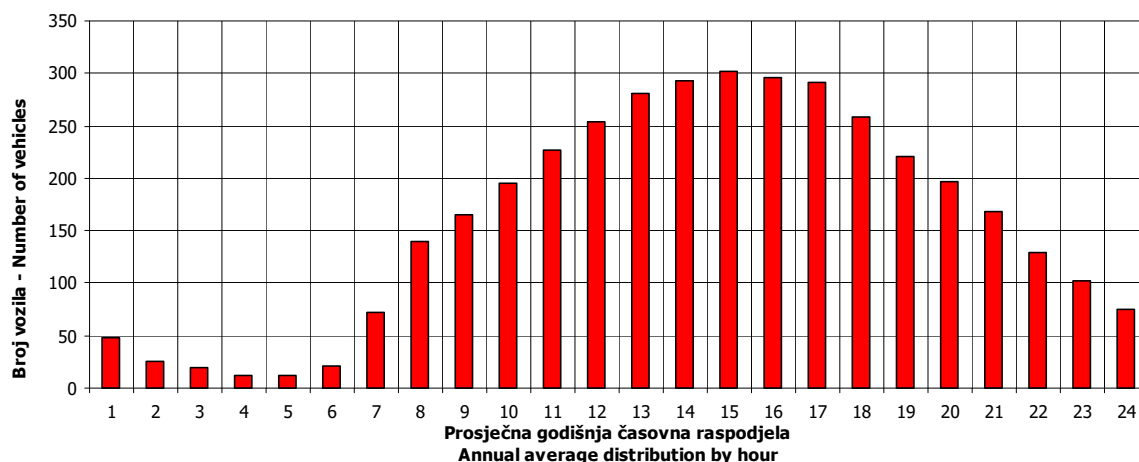
Lokalitet - Location / Stacionaža - Mileage [km+m]

Dvorovi / 3+430,00

Broj puta - Road number / Dionica - Section

M 18.2 / Gojsovac - granica / border RS
 (Pavlovića Most)

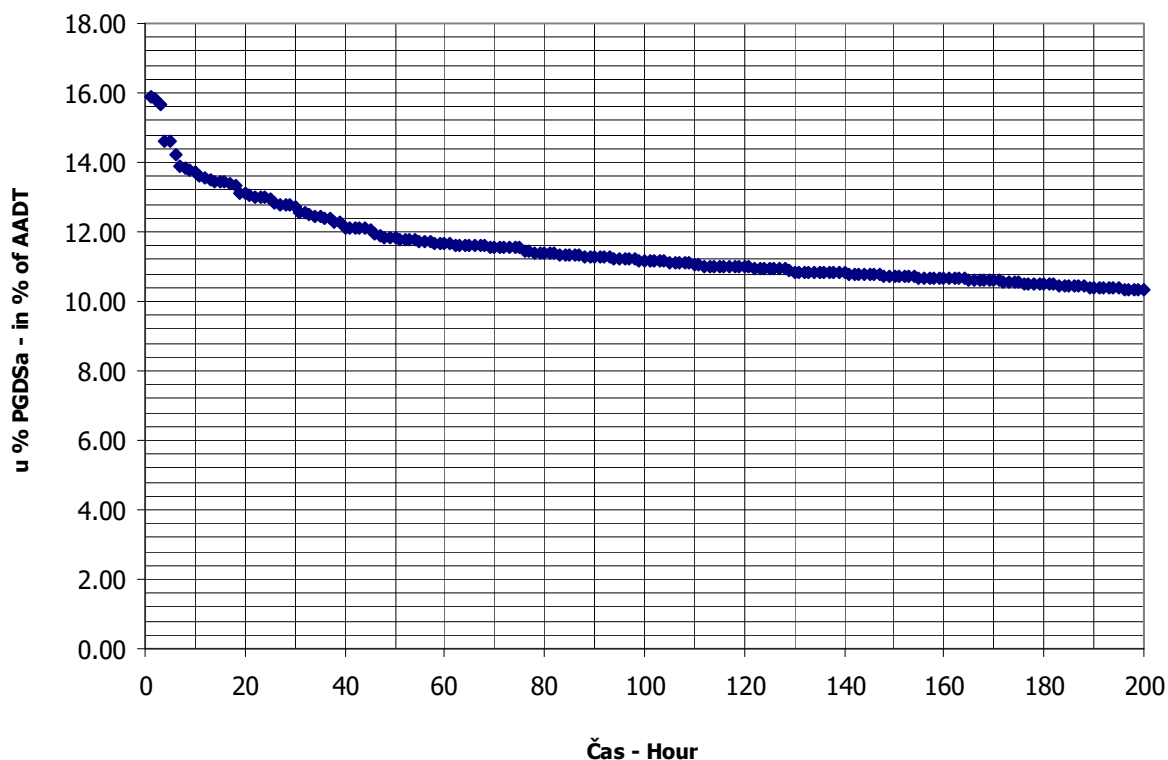
PGDS 3804 voz/dan AADT 3804 veh/day



SATNA DISTRIBUCIJA SAOBRAĆAJNOG TOKA TRAFFIC FLOW HOURLY DISTRIBUTION

Automatski brojač broj - Automatic counter number 000053
 Lokalitet - Location / Stacionaža - Mileage [km+m] Dvorovi / 3+430,00
 Broj puta - Road number / Dionica - Section M 18.2 / Gojsovac - granica / border RS
 (Pavlovića Most)

PGDS - AADT	3804 voz/dan - veh/day							
Čas - Hour	Maksimalni vršni sat - Maximum peak hour	10	20	30	40	50	100	200
Sat u danu - Hour of day	19	20	17	18	14	18	15	16
Sat u godini - Hour in year	5179	3284	5177	5514	4502	5346	6831	5992
Dan - Day of week	nedelja - Sunday	petak - Friday	nedelja - Sunday	nedelja - Sunday	nedelja - Sunday	nedelja - Sunday	subota - Saturday	subota - Saturday
Datum - Date	4	17	4	18	4	11	12	7
Mjesec - Month	avgust - August	maj - May	avgust - August	avgust - August	juli - July	avgust - August	oktobar - October	septembar - September
Vrijednost - Value	604	518	497	478	461	449	425	394
% - percent	15.88	13.62	13.07	12.57	12.12	11.80	11.17	10.36



AUTOMATSKI BROJAČ UNIŠTEN
AUTOMATIC COUNTER DESTROYED

BROJANJE VOZILA NA MREŽI PUTEVA U REPUBLICI SRPSKOJ – 2013. GODINA
VEHICLE COUNTING ON THE ROAD NETWORK OF THE REPUBLIC OF SRPSKA – YEAR 2013

MJESEČNI BROJ VOZILA
MONTHLY NUMBER OF VEHICLES

Automatski brojač broj - Automatic counter number 000055
 Lokalitet - Location / Stacionaža - Mileage [km+m] Tuli / 6+766,00
 Broj puta - Road number / Dionica - Section R 429 / Aleksina Međa - granica / border RS
 (Sitnica)

	Mjesec - Month											
	Januar- January	Februar- February	Mart- March	April- April	Maj- May	Jun- June	Juli- July	August- August	Septembar- September	Oktoibar- October	Novembar- November	Decembar- December
1	775	739	630	607	1639	1017	1260	2081	2872	767	805	691
2	822	904	1015	401	1270	925	1180	2231	1782	810	1252	520
3	772	903	952	434	996	679	1299	3126	1552	849	854	723
4	753	501	535	840	1324	738	1406	3653	1490	1047	545	545
5	1136	515	545	875	1385	949	1725	2961	1430	1317	522	698
6	865	505	501	953	1694	897	2199	2134	1294	1007	564	686
7	808	539	550	754	913	862	2024	2440	1899	616	680	913
8	1141	630	706	609	807	1229	1415	2270	1792	699	752	781
9	805	687	1083	439	951	1240	1320	2449	1076	760	1085	530
10	828	667	808	573	935	867	1254	3213	1052	611	881	476
11	551	522	511	623	1090	861	1366	3778	919	775	478	565
12	797	567	402	820	963	832	1526	2724	1054	1007	518	634
13	740	430	431	1174	737	1230	2391	2369	1165	1029	651	662
14	547	634	405	1030	696	1392	2847	2701	1557	818	648	1048
15	713	646	557	694	740	1643	1776	2702	1865	729	698	742
16	514	1029	845	656	809	1547	1643	2749	1167	652	1001	570
17	506	857	863	738	801	958	2254	3399	965	786	828	528
18	578	565	458	664	1109	874	1778	3469	972	872	638	889
19	1009	478	517	756	1074	1108	2094	2462	1014	1168	547	1209
20	961	508	528	1094	1025	1027	2931	2193	1024	1068	587	639
21	566	426	410	943	1223	1234	3173	2125	1266	930	552	953
22	560	524	601	537	1028	1784	2083	1958	1195	1170	602	825
23	514	674	933	554	763	1843	1925	2467	917	963	690	673
24	471	606	767	612	766	1362	2245	3246	931	675	849	589
25	600	495	528	647	982	1404	2086	3525	851	834	659	579
26	887	441	456	799	926	1139	2025	1787	888	1196	502	576
27	745	492	602	1237	652	1182	2923	1579	939	1239	567	724
28	476	559	621	976	674	1386	2787	1540	1435	697	677	1031
29	465		532	843	853	1830	2524	1342	1108	726	687	1004
30	539		1108	1023	698	1908	1831	1443	824	656	906	1005
31	533		663		757		1820	2598		682		1109
Ukupno- Total	21977	17043	20063	22905	30280	35947	61110	78714	38295	27155	21225	23117
Prosjek- Average	709	1549	647	764	977	1198	1971	2539	1277	876	708	746
Godišnji prosjek (PGDS) - Annual average (AADT)												1090

BROJANJE VOZILA NA MREŽI PUTEVA U REPUBLICI SRPSKOJ – 2013. GODINA
VEHICLE COUNTING ON THE ROAD NETWORK OF THE REPUBLIC OF SRPSKA – YEAR 2013

STRUKTURA SAOBRAĆAJNOG TOKA
TRAFFIC FLOW COMPOSITION

Automatski brojač broj - Automatic counter number 000055
 Lokalitet - Location / Stacionaža - Mileage [km+m] Tuli / 6+766,00
 Broj puta - Road number / Dionica - Section R 429 / Aleksina Međa - granica / border RS (Sitnica)

Mjesec - Month	Smjer - Direction	Dužina vozila - Vehicle length								Ukupno - Total
		< 5,5 m	(%)	5,5 - 12 m	(%)	12 - 16,5 m	(%)	< 16,5 m	(%)	
Januar - January	I	10804	98.2	202	1.8	0	0.0	0	0.0	11006
	II	10596	96.6	365	3.3	7	0.1	3	0.0	10971
	ukupno - total	21400	97.4	567	2.6	7	0.0	3	0.0	21977
Februar - February	I	8187	95.8	343	4.0	7	0.1	8	0.1	8545
	II	7975	93.8	503	5.9	18	0.2	2	0.0	8498
	ukupno - total	16162	94.8	846	5.0	25	0.1	10	0.1	17043
Mart - March	I	9649	96.8	316	3.2	1	0.0	3	0.0	9969
	II	9486	94.0	596	5.9	11	0.1	1	0.0	10094
	ukupno - total	19135	95.4	912	4.5	12	0.1	4	0.0	20063
April - April	I	11372	97.0	347	3.0	2	0.0	1	0.0	11722
	II	10473	93.7	690	6.2	18	0.2	2	0.0	11183
	ukupno - total	21845	95.4	1037	4.5	20	0.1	3	0.0	22905
Maj - May	I	14498	96.3	556	3.7	3	0.0	0	0.0	15057
	II	14350	94.3	836	5.5	35	0.2	2	0.0	15223
	ukupno - total	28848	95.3	1392	4.6	38	0.1	2	0.0	30280
Juni - June	I	18607	97.9	397	2.1	10	0.1	0	0.0	19014
	II	16249	96.0	653	3.9	28	0.2	3	0.0	16933
	ukupno - total	34856	97.0	1050	2.9	38	0.1	3	0.0	35947
Juli - July	I	32507	98.4	516	1.6	6	0.0	0	0.0	33029
	II	27345	97.4	701	2.5	31	0.1	4	0.0	28081
	ukupno - total	59852	97.9	1217	2.0	37	0.1	4	0.0	61110
Avgust - August	I	38371	98.5	567	1.5	12	0.0	3	0.0	38953
	II	38933	97.9	783	2.0	40	0.1	5	0.0	39761
	ukupno - total	77304	98.2	1350	1.7	52	0.1	8	0.0	78714
Septembar - September	I	16939	95.2	851	4.8	4	0.0	0	0.0	17794
	II	19899	97.1	579	2.8	19	0.1	4	0.0	20501
	ukupno - total	36838	96.2	1430	3.7	23	0.1	4	0.0	38295
Oktobar - October	I	8877	66.4	4480	33.5	8	0.1	1	0.0	13366
	II	13262	96.2	515	3.7	11	0.1	1	0.0	13789
	ukupno - total	22139	81.5	4995	18.4	19	0.1	2	0.0	27155
Novembar - November	I	7058	68.0	3320	32.0	1	0.0	0	0.0	10379
	II	10460	96.4	383	3.5	0	0.0	3	0.0	10846
	ukupno - total	17518	82.5	3703	17.4	1	0.0	3	0.0	21225
Decembar - December	I	10882	95.6	498	4.4	7	0.1	0	0.0	11387
	II	11278	96.1	444	3.8	5	0.0	3	0.0	11730
	ukupno - total	22160	95.9	942	4.1	12	0.1	3	0.0	23117
Ukupno (godišnje) - Total (annual)	I	187751	93.8	12393	6.2	61	0.0	16	0.0	200221
	II	190306	96.3	7048	3.6	223	0.1	33	0.0	197610
	ukupno - total	378057	95.0	19441	4.9	284	0.1	49	0.0	397831
Prosjek (PGDS) - Average (AADT)	I	514	93.8	34	6.2	0	0.0	0	0.0	549
	II	521	96.3	19	3.6	1	0.1	0	0.0	541
	ukupno - total	1036	95.0	53	4.9	1	0.1	0	0.0	1090

BRONANJE VOZILA NA MREŽI PUTEVA U REPUBLICI SRPSKOJ – 2013. GODINA
VEHICLE COUNTING ON THE ROAD NETWORK OF THE REPUBLIC OF SRPSKA – YEAR 2013

SAOBRAĆAJNI POKAZATELJI

000055
 Tuli / 6+766,00
 R 429 / Aleksina Međa - granica / border RS (Sitnica)

Automatski brojač broj
 Lokalizet / Stacionaža [km+m]
 Broj puta / Dionica

Mjesec	Smjer	minimalni čas		maksimalni čas		minimalni dan		maksimalni dan		dnevni prosjek (05-21 h)	noćni prosjek (21-05 h)	prosjek radnim danom	prosjek vikendom	ljetni prosjek
		datum/dan	čas	voz/h	voz/dan	datum/dan	voz/dan	datum/dan	voz/dan					
Januar	I	2/srijeda	0	0	10/četvrtak	13	105	232	8/utorak	587	28	183	172	
	II	2/srijeda	1	0	10/četvrtak	14	106	225	28/ponedjeljak	601	29	174	180	
	I+II	3/četvrtak	4	0	8/utorak	12	196	465	8/utorak	1141	652	357	352	
Februar	I	1/petak	1	0	3/nedjelja	13	71	192	21/četvrtak	511	24	195	111	
	II	1/petak	3	0	16/subota	11	65	209	16/subota	518	23	188	115	
	I+II	1/petak	3	0	3/nedjelja	13	120	426	16/subota	1029	48	383	226	
Mart	I	1/petak	1	0	9/subota	10	90	198	12/utorak	545	26	177	144	
	II	1/petak	1	0	9/subota	11	103	193	14/četvrtak	563	22	178	147	
	I+II	1/petak	1	0	9/subota	11	164	402	12/utorak	1108	599	48	356	292
April	I	1/ponedjeljak	2	0	27/subota	17	76	201	2/utorak	678	356	253	138	
	II	1/ponedjeljak	2	0	6/subota	16	68	200	2/utorak	590	343	239	134	
	I+II	1/ponedjeljak	2	0	4/četvrtak	19	110	401	2/utorak	1237	699	491	272	
Maj	I	1/srijeda	3	0	1/srijeda	14	92	344	30/četvrtak	916	438	246	239	
	II	1/srijeda	3	0	6/ponedjeljak	10	98	302	27/ponedjeljak	882	446	233	258	
	I+II	1/srijeda	3	0	6/ponedjeljak	10	170	652	6/ponedjeljak	1694	884	480	497	
Juni	I	1/subota	2	0	14/petak	15	127	353	3/ponedjeljak	1045	569	373	261	634
	II	1/subota	1	0	25/utorak	17	127	326	3/ponedjeljak	1005	495	327	238	564
	I+II	1/subota	2	0	14/petak	15	172	679	3/ponedjeljak	1908	1064	699	499	1198
Juli	I	3/srijeda	1	0	20/subota	9	190	620	2/utorak	1781	957	109	374	1065
	II	3/srijeda	2	0	14/nedjelja	19	183	551	10/srijeda	1468	791	115	313	906
	I+II	3/srijeda	2	1	20/subota	10	273	1180	2/utorak	3173	1748	224	1285	1971
Avgust	I	27/utorak	1	0	4/nedjelja	11	204	634	29/četvrtak	1880	1133	124	475	1257
	II	29/četvrtak	1	0	11/nedjelja	19	233	708	29/četvrtak	1945	1142	141	790	1283
	I+II	27/utorak	1	2	4/nedjelja	11	352	1342	29/četvrtak	3778	2274	265	1571	2539
Septembar	I	6/petak	2	0	1/nedjelja	8	142	417	26/četvrtak	1129	532	368	225	593
	II	16/ponedjeljak	1	0	1/nedjelja	20	147	406	30/ponedjeljak	1743	623	61	409	683
	I+II	24/utorak	2	0	1/nedjelja	11	239	824	30/ponedjeljak	2872	1155	122	777	1277
Oktobar	I	1/utorak	3	0	22/utorak	14	96	290	10/četvrtak	607	398	291	140	
	II	1/utorak	4	0	5/subota	16	122	290	16/srijeda	710	415	30	294	151
	I+II	1/utorak	4	0	5/subota	16	174	611	10/četvrtak	1317	813	585	291	
Novembar	I	1/petak	2	0	2/subota	10	84	225	11/ponedjeljak	610	320	26	201	145
	II	1/petak	1	0	2/subota	12	99	253	2/subota	642	339	23	210	152
	I+II	1/petak	3	0	2/subota	10	148	478	11/ponedjeljak	1252	659	48	411	297
Decembar	I	1/nedjelja	4	0	19/četvrtak	14	105	211	17/utorak	597	339	29	240	128
	II	1/nedjelja	3	0	31/utorak	15	102	232	19/četvrtak	612	356	22	248	130
	I+II	1/nedjelja	4	0	31/utorak	15	147	476	19/četvrtak	1209	695	51	488	258
Godina	I	2.1/srijeda	0	0	4.8/nedjelja	11	204	192	21.2/četvrtak	1880	498	51	489	892
	II	2.1/srijeda	1	0	11.8/nedjelja	19	233	193	14.3/četvrtak	1945	490	51	475	863
	I+II	3.1/četvrtak	4	0	4.8/nedjelja	11	352	401	2.4/utorak	3778	988	102	963	1755

BROJANJE VOZILA NA MREŽI PUTEVA U REPUBLICI SRPSKOJ – 2013. GODINA
VEHICLE COUNTING ON THE ROAD NETWORK OF THE REPUBLIC OF SRPSKA – YEAR 2013

TRAFFIC PARAMETERS

Automatic counter number 000055
 Location / Mileage [km+m] Tuli / 6+766,00
 Road number / Section R 429 / Aleksina Meda - granica / border RS (Sitnica)

Month	Direction	minimum hour		maximum hour		veh/h	minimum day		maximum day		day time average (5-21 h)	night average (21-05 h)	working day average	weekend average	summer average
		date/day	hour	date/day	hour		date/day	veh/day	date/day	veh/day					
January	I	2/Wednesday	0	10/Thursday	13	105	29/Tuesday	232	8/Tuesday	587	327	28	183	172	
	II	2/Wednesday	1	10/Thursday	14	106	28/Monday	225	5/Saturday	601	325	29	174	180	
	I+II	3/Thursday	4	8/Tuesday	12	196	29/Tuesday	465	8/Tuesday	1141	652	57	357	352	
February	I	1/Friday	1	3/Sunday	13	71	21/Thursday	192	16/Saturday	511	281	24	195	111	
	II	1/Friday	3	16/Saturday	11	65	26/Tuesday	209	16/Saturday	518	280	23	188	115	
	I+II	1/Friday	3	3/Sunday	13	120	21/Thursday	426	16/Saturday	1029	561	48	383	226	
March	I	1/Friday	1	9/Saturday	10	90	12/Tuesday	198	30/Saturday	545	296	26	177	144	
	II	1/Friday	1	9/Saturday	11	103	14/Thursday	193	30/Saturday	563	303	22	178	147	
	I+II	1/Friday	1	9/Saturday	11	164	12/Tuesday	402	30/Saturday	1108	599	48	356	292	
April	I	1/Monday	2	27/Saturday	17	76	2/Tuesday	201	27/Saturday	678	356	35	253	138	
	II	1/Monday	2	6/Saturday	16	68	2/Thursday	200	13/Saturday	590	343	30	239	134	
	I+II	1/Monday	2	4/Thursday	19	110	2/Thursday	401	27/Saturday	1237	699	65	491	272	
May	I	1/Wednesday	3	1/Wednesday	14	92	30/Thursday	344	1/Wednesday	916	438	47	246	239	
	II	1/Wednesday	3	6/Monday	10	98	27/Monday	302	6/Monday	882	446	45	233	258	
	I+II	1/Wednesday	3	6/Monday	10	170	27/Monday	652	6/Monday	1694	884	93	480	497	
June	I	1/Wednesday	2	14/Friday	15	127	3/Monday	353	29/Saturday	1045	569	65	373	261	634
	II	1/Saturday	1	25/Tuesday	17	127	3/Monday	326	30/Sunday	1005	495	70	327	238	564
	I+II	1/Saturday	2	14/Friday	15	172	3/Monday	679	30/Sunday	1908	1064	135	699	499	1198
July	I	3/Wednesday	1	20/Saturday	9	190	2/Thursday	620	20/Saturday	1781	957	109	692	374	1065
	II	3/Wednesday	2	14/Sunday	19	183	10/Wednesday	551	21/Sunday	1468	791	115	593	313	906
	I+II	3/Wednesday	2	20/Saturday	10	273	2/Thursday	1180	21/Sunday	3173	1748	224	1285	686	1971
August	I	27/Tuesday	1	4/Sunday	11	204	29/Thursday	634	4/Sunday	1880	1133	124	781	475	1257
	II	29/Thursday	1	11/Sunday	19	233	29/Thursday	708	25/Sunday	1945	1142	141	790	493	1283
	I+II	27/Tuesday	1	4/Sunday	11	352	29/Thursday	1342	11/Sunday	3778	2274	265	1571	968	2539
September	I	6/Friday	2	1/Sunday	8	142	26/Thursday	417	1/Sunday	1129	532	61	368	225	593
	II	16/Monday	1	1/Sunday	20	147	30/Monday	406	1/Sunday	1743	623	61	409	274	683
	I+II	24/Tuesday	2	1/Sunday	11	239	30/Monday	824	1/Sunday	2872	1155	122	777	500	1277
October	I	1/Thursday	3	22/Tuesday	14	96	10/Thursday	290	5/Saturday	607	398	33	291	140	
	II	1/Thursday	4	5/Saturday	16	122	16/Wednesday	290	5/Saturday	710	415	30	294	151	
	I+II	1/Thursday	4	5/Saturday	16	174	10/Thursday	611	5/Saturday	1317	813	63	585	291	
November	I	1/Friday	2	2/Saturday	10	84	11/Monday	225	2/Saturday	610	320	26	201	145	
	II	1/Friday	1	2/Saturday	12	99	11/Monday	253	2/Saturday	642	339	23	210	152	
	I+II	1/Friday	3	2/Saturday	10	148	11/Monday	478	2/Saturday	1252	659	48	411	297	
December	I	1/Sunday	4	19/Thursday	14	105	17/Tuesday	211	19/Thursday	597	339	29	240	128	
	II	1/Sunday	3	31/Tuesday	15	102	10/Tuesday	232	19/Thursday	612	356	22	248	130	
	I+II	1/Sunday	4	31/Tuesday	15	147	10/Tuesday	476	19/Thursday	1209	695	51	488	258	
Year	I	2.1/Wednesday	0	4.8/Sunday	11	204	21.2/Thursday	192	4.8/Sunday	1880	498	51	489	678	892
	II	2.1/Wednesday	1	11.8/Sunday	19	233	14.3/Thursday	193	25.8/Sunday	1945	490	51	475	687	863
	I+II	3.1/Thursday	4	4.8/Sunday	11	352	2.4/Tuesday	401	11.8/Sunday	3778	988	102	963	1365	1755

GODIŠNJA NERAVNOMJERNOST SAOBRAĆAJNOG TOKA TRAFFIC FLOW ANNUAL VARIATION

Automatski brojač broj - Automatic counter number

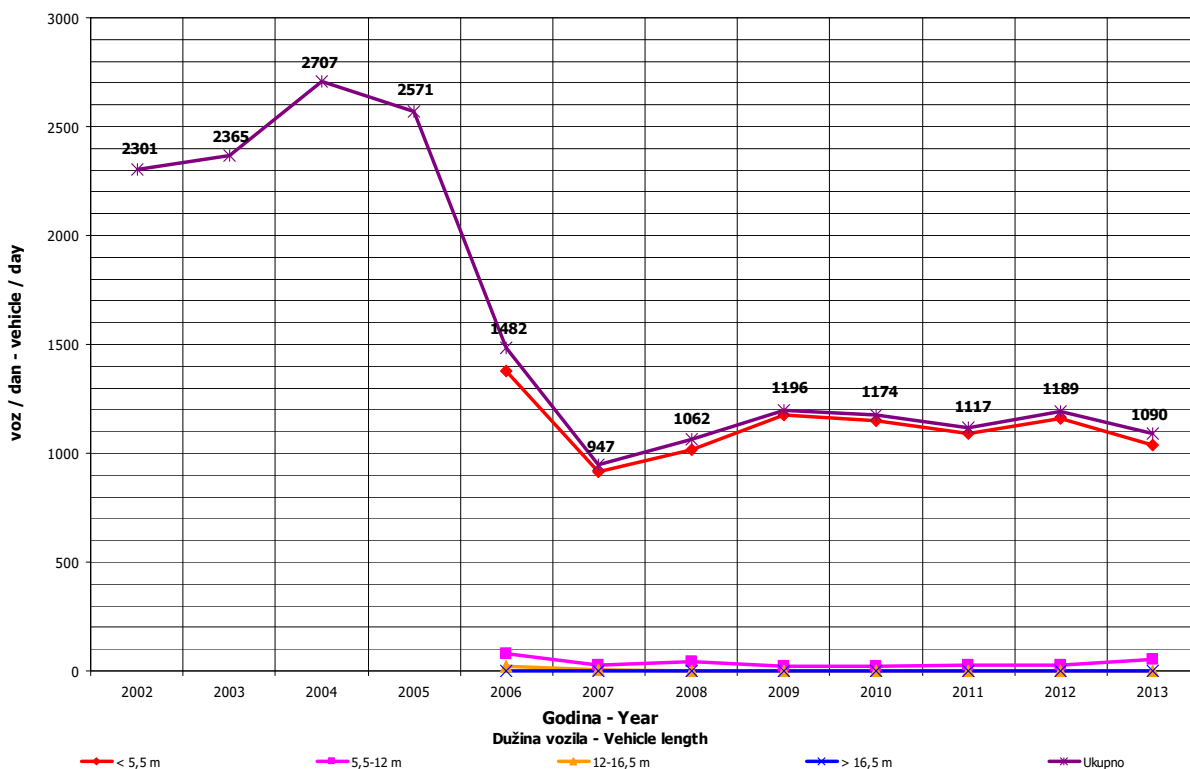
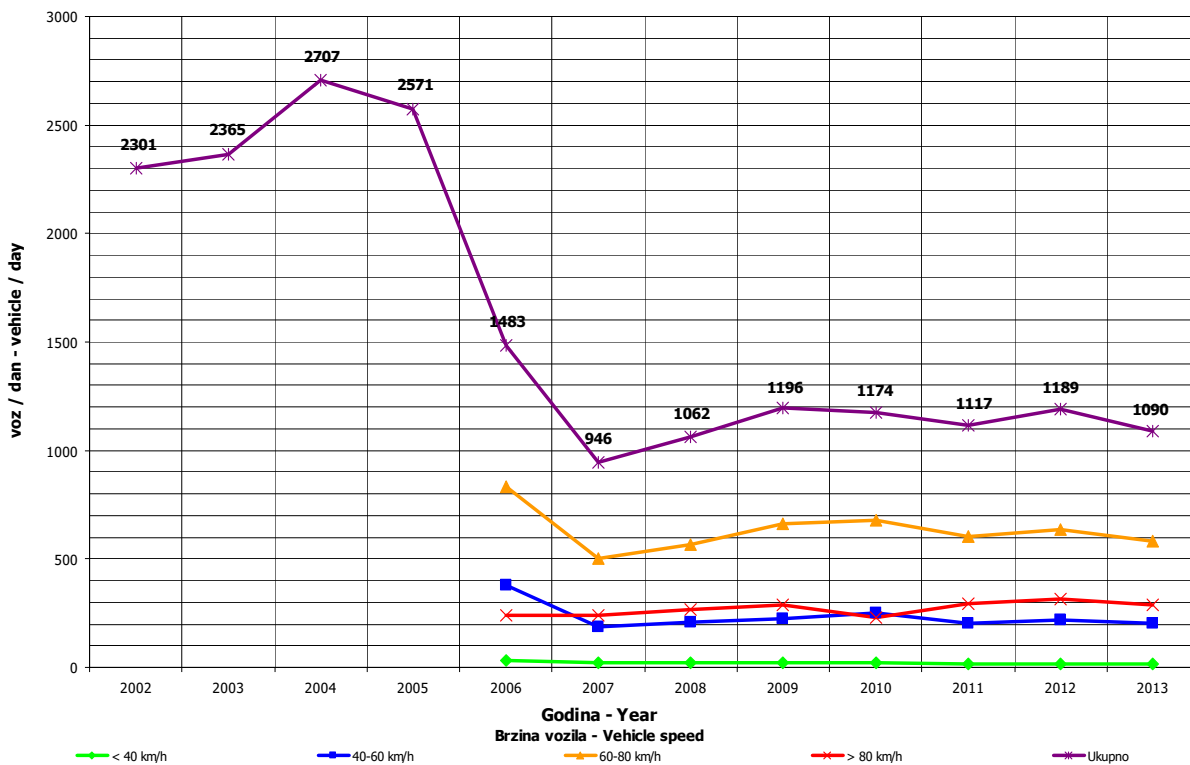
000055

Lokalitet - Location / Stacionaža - Mileage [km+m]

Tuli / 6+766,00

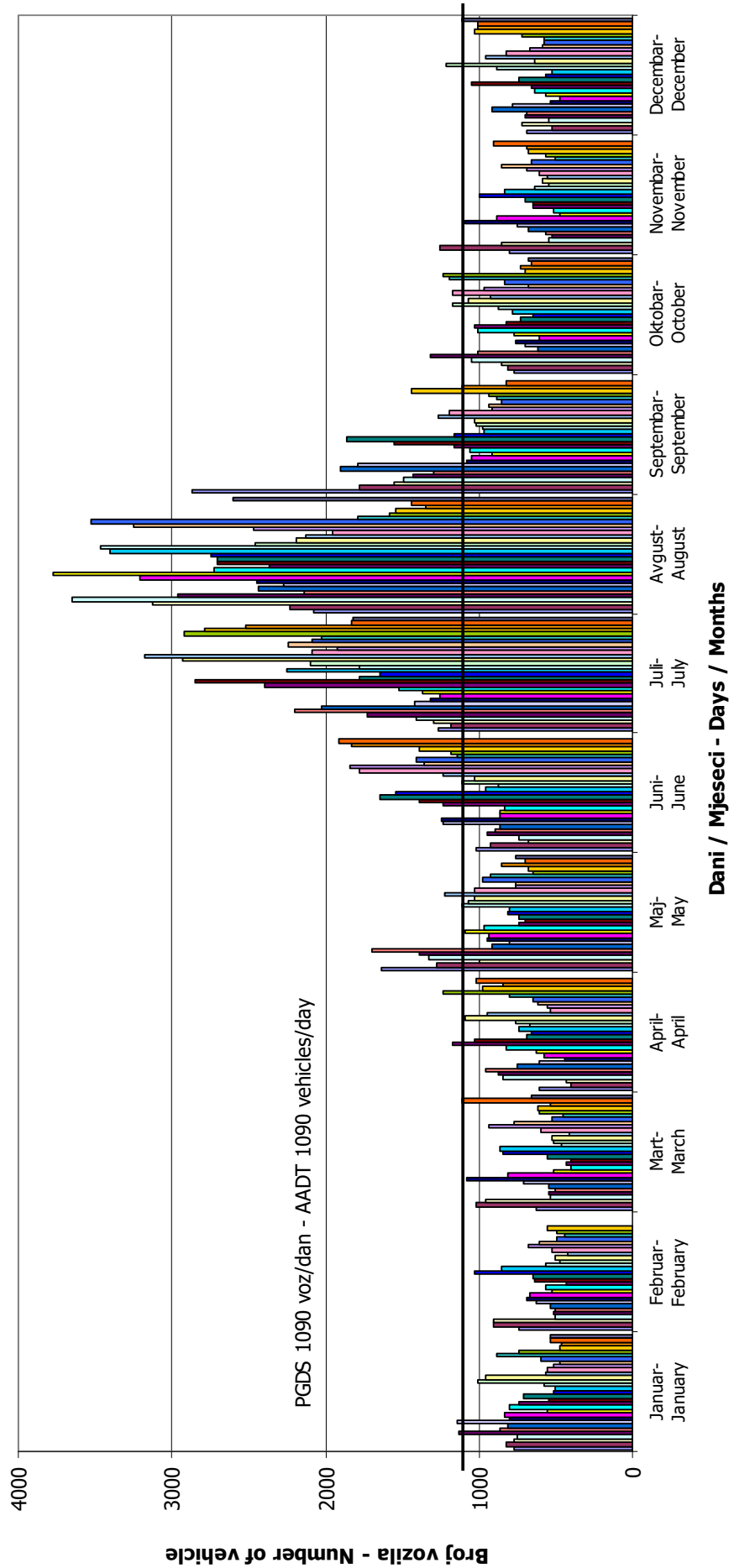
Broj puta - Road number / Dionica - Section

R 429 / Aleksina Međa - granica / border RS
 (Sitnica)



DNEVNA NERAVNOMJERNOST SAOBRAĆAJNOG TOKA
TRAFFIC FLOW DAILY VARIATION

Automatski brojač broj - Automatic counter number 000055
 Lokalityet - Location / Stacionaža - Mileage [km+tm] Tuli / 6+766,00
 Broj puta - Road number/ Dionica - Section R 429 / Aleksina Međa - granica / border RS (Sitnica)



VREMENSKA RASPODJELA SAOBRAĆAJNOG TOKA TRAFFIC FLOW TIME DISTRIBUTION

Automatski brojač broj - Automatic counter number

000055

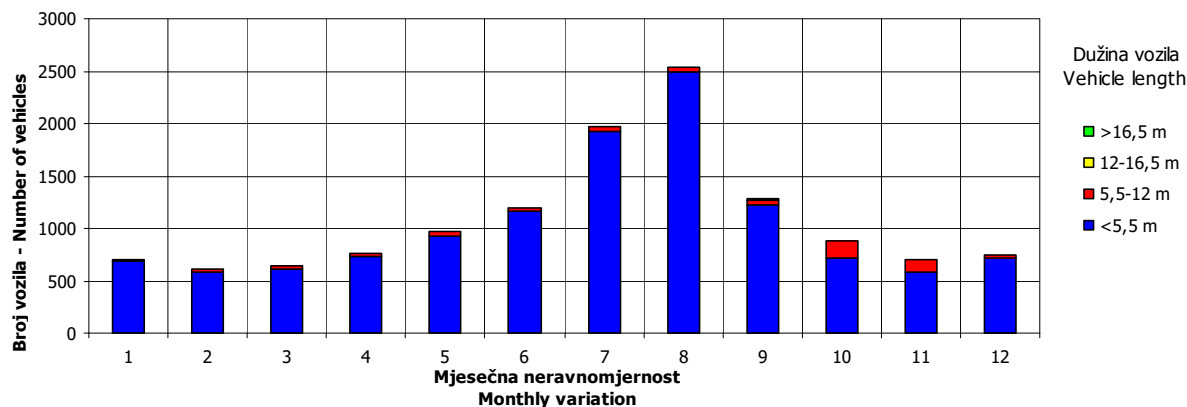
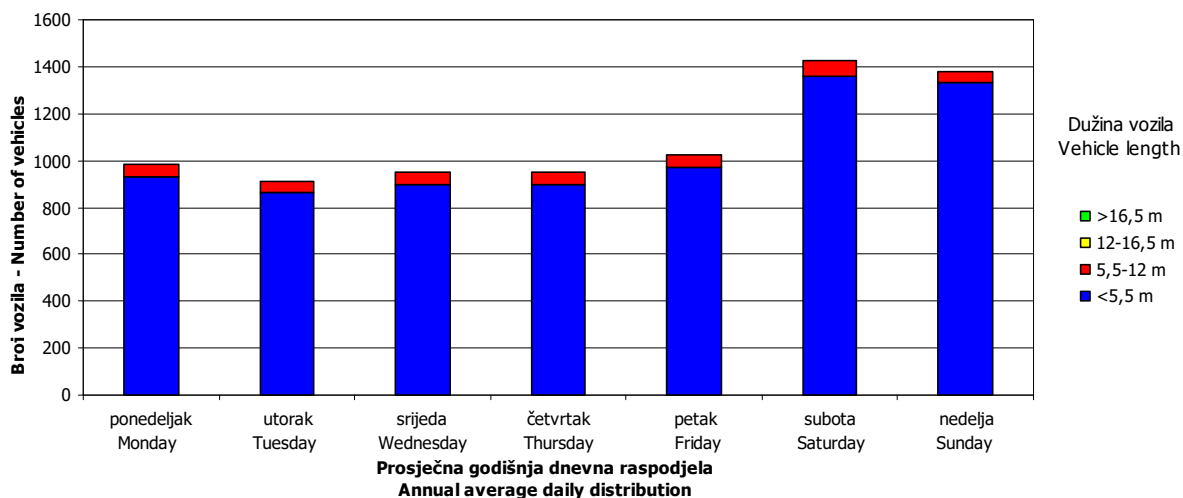
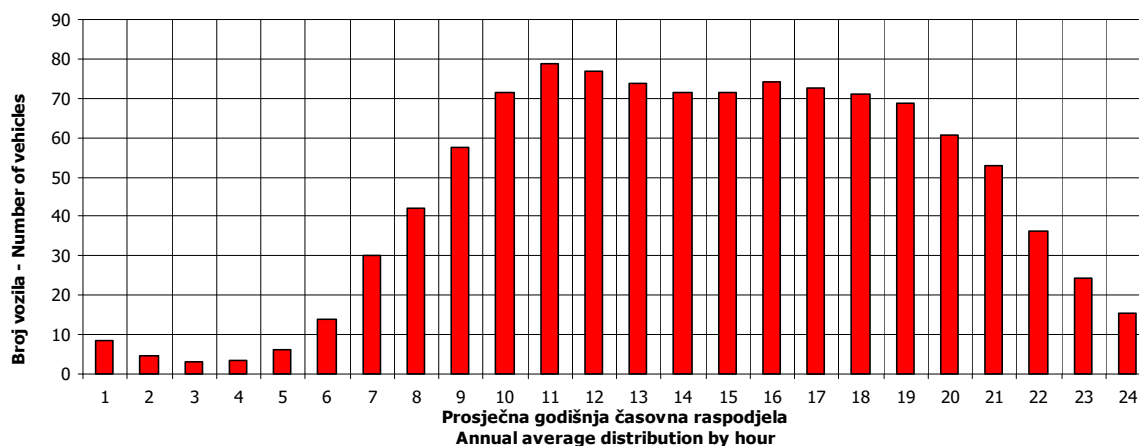
Lokalitet - Location / Stacionaža - Mileage [km+m]

Tuli / 6+766,00

Broj puta - Road number / Dionica - Section

R 429 / Aleksina Međa - granica / border RS
 (Sitnica)

PGDS 1090 voz/dan AADT 1090 veh/day



SATNA DISTRIBUCIJA SAOBRAĆAJNOG TOKA TRAFFIC FLOW HOURLY DISTRIBUTION

Automatski brojač broj - Automatic counter number

000055

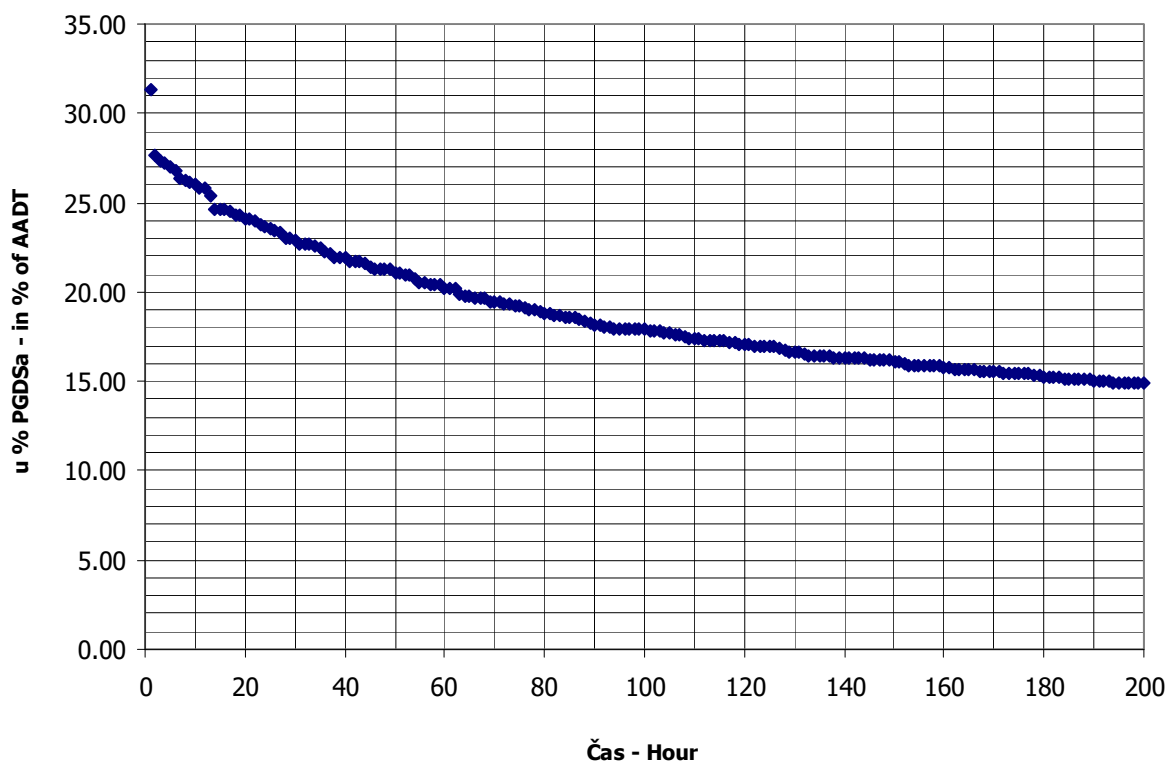
Lokalitet - Location / Stacionaža - Mileage [km+m]

Tuli / 6+766,00

Broj puta - Road number / Dionica - Section

R 429 / Aleksina Međa - granica / border RS
 (Sitnica)

PGDS - AADT	1090 voz/dan - veh/day							
Čas - Hour	Maksimalni vršni sat - Maximum peak hour	10	20	30	40	50	100	200
Sat u danu - Hour of day	11	12	20	9	11	13	14	10
Sat u godini - Hour in year	5171	5148	5348	4833	4835	5149	5174	5434
Dan - Day of week	nedelja - Sunday	subota - Saturday	nedelja - Sunday	nedelja - Sunday	nedelja - Sunday	subota - Saturday	nedelja - Sunday	četvrtak - Thursday
Datum - Date	4	3	11	21	21	3	4	15
Mjesec - Month	avgust - August	avgust - August	avgust - August	juli - July	juli - July	avgust - August	avgust - August	avgust - August
Vrijednost - Value	352	290	271	255	244	237	200	167
% - percent	32.30	26.61	24.86	23.40	22.39	21.74	18.35	15.32

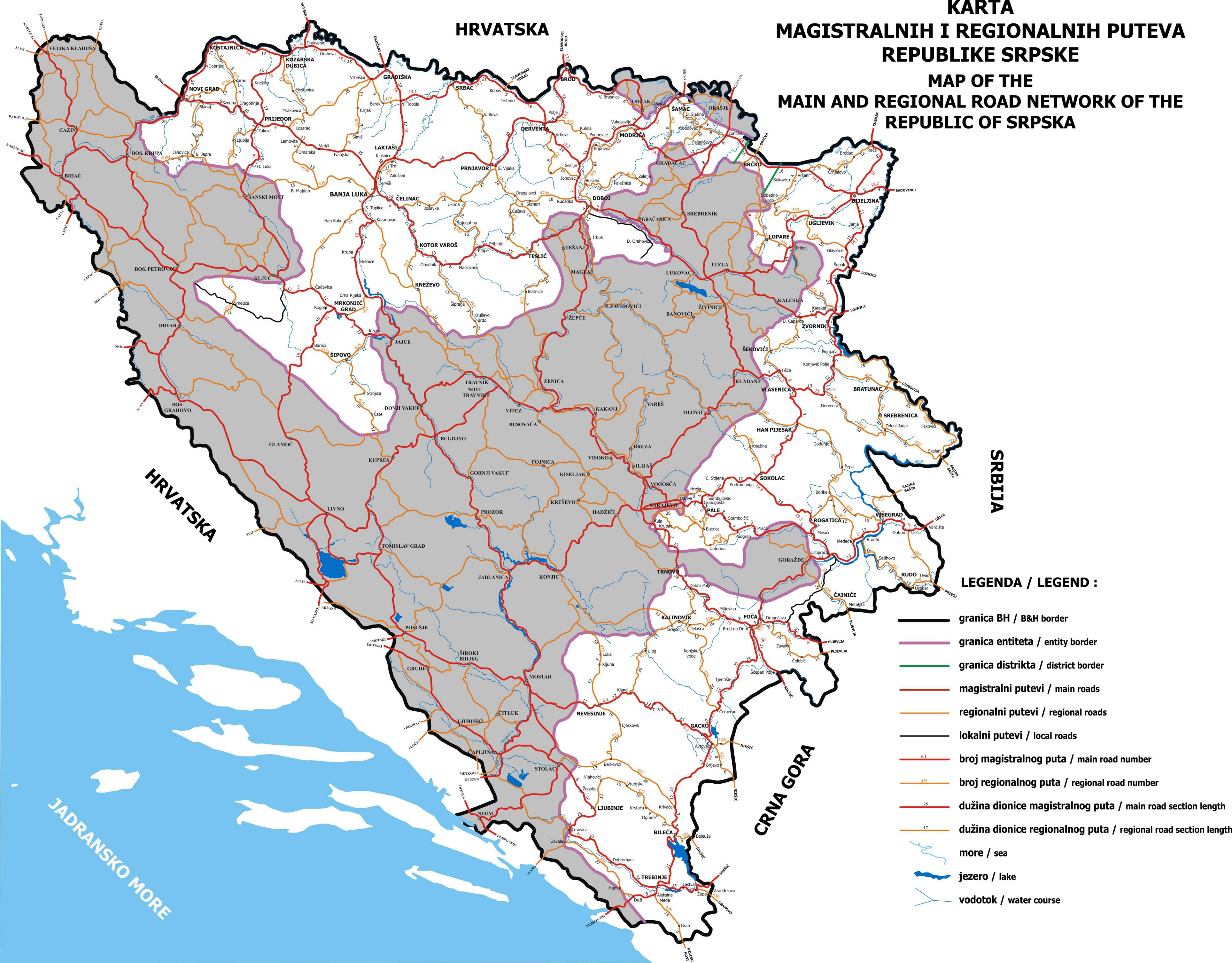


PREGLEDNE KARTE

MAPS

MAGISTRALNIH I REGIONALNIH PUTEVA
REPUBLIKE SRPSKE

MAP OF THE
MAIN AND REGIONAL ROAD NETWORK OF THE
REPUBLIC OF SRPSKA



LEGENDA / LEGEND :

- granica BH / B&H border
- granica entiteta / entity border
- granica distrikta / district border
- magistralni putevi / main roads
- regionalni putevi / regional roads
- lokalni putevi / local roads
- broj magistralnog puta / main road number
- broj regionalnog puta / regional road number
- dužina dionice magistralnog puta / main road section length
- dužina dionice regionalnog puta / regional road section length
- more / sea
- jezero / lake
- vodotok / water course

HRVATSKA

HRVATSKA

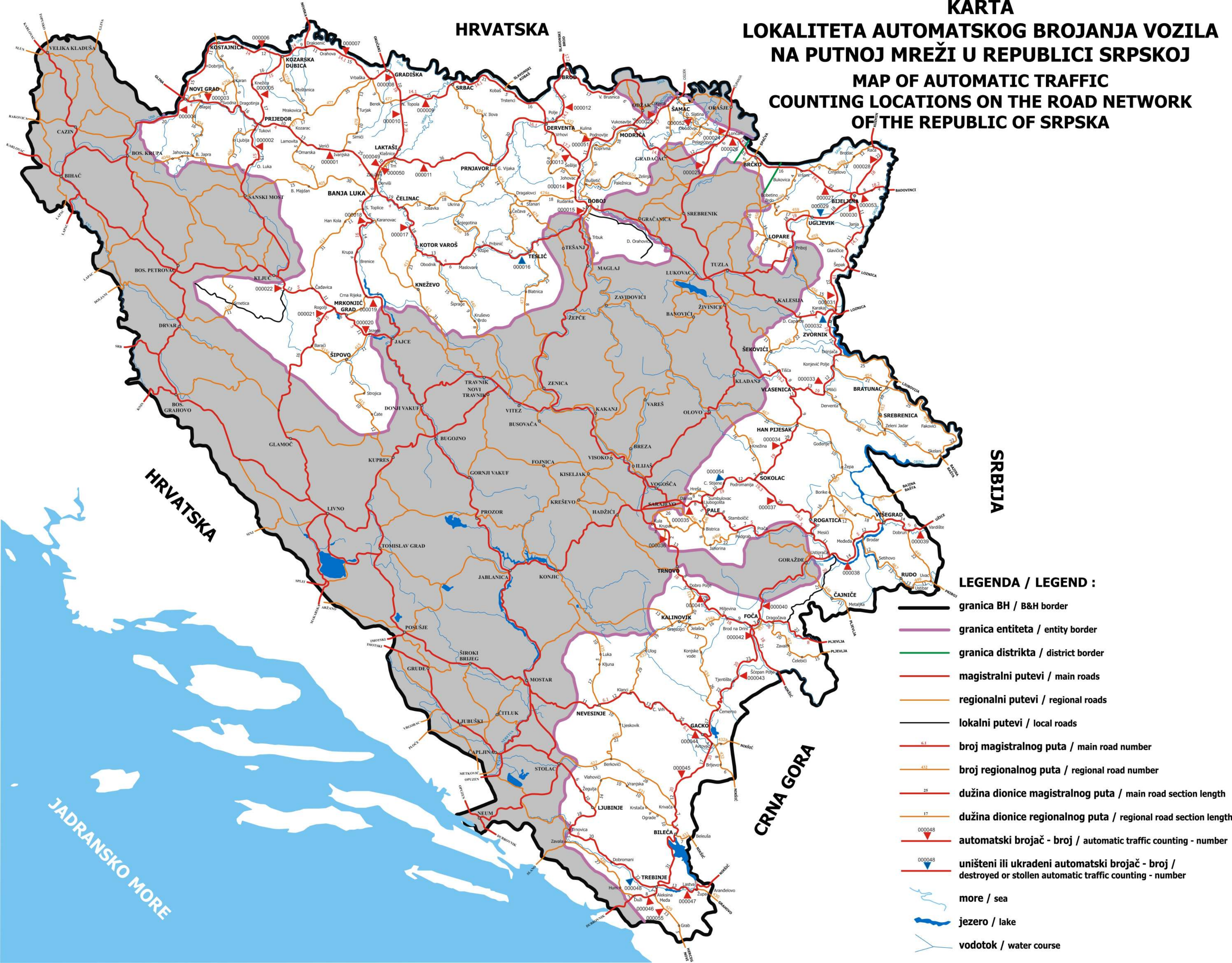
JADRANSKO MORE

SRBIJA

CRNA GORA

LOKALITETA AUTOMATSKOG BROJANJA VOZILA NA PUTNOJ MREŽI U REPUBLICI SRPSKOJ

MAP OF AUTOMATIC TRAFFIC COUNTING LOCATIONS ON THE ROAD NETWORK OF THE REPUBLIC OF SRPSKA

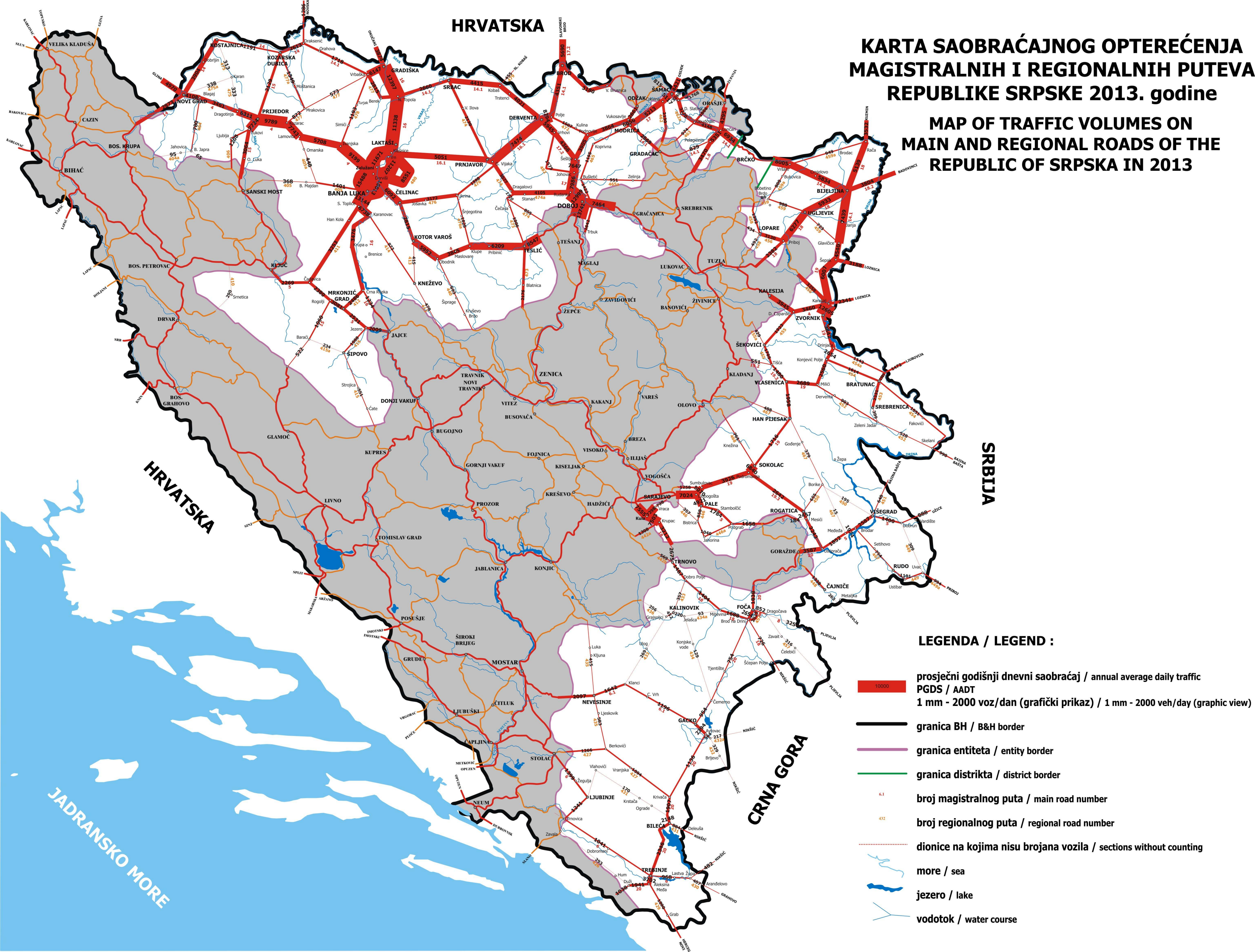


- LEGENDA / LEGEND :**
- granica BH / B&H border
 - granica entiteta / entity border
 - granica distrikta / district border
 - magistralni putevi / main roads
 - regionalni putevi / regional roads
 - lokalni putevi / local roads
 - broj magistralnog puta / main road number
 - broj regionalnog puta / regional road number
 - dužina dionice magistralnog puta / main road section length
 - dužina dionice regionalnog puta / regional road section length
 - automatski brojač - broj / automatic traffic counting - number
 - uništeni ili ukradeni automatski brojač - broj / destroyed or stolen automatic traffic counting - number
 - more / sea
 - jezero / lake
 - vodotok / water course











HRVATSKA

KARTA SAOBRAĆAJNOG OPTEREĆENJA MAGISTRALNIH I REGIONALNIH PUTEVA REPUBLIKE SRPSKE 2013. godine

MAP OF TRAFFIC VOLUMES ON MAIN AND REGIONAL ROADS OF THE REPUBLIC OF SRPSKA IN 2013



LEGENDA / LEGEND :

-  10000 **prosječni godišnji dnevni saobraćaj / annual average daily traffic PGDS / AADT**
1 mm - 2000 voz/dan (grafički prikaz) / 1 mm - 2000 veh/day (graphic view)
-  **granica BH / B&H border**
-  **granica entiteta / entity border**
-  **granica distrikta / district border**
-  6.1 **broj magistralnog puta / main road number**
-  432 **broj regionalnog puta / regional road number**
-  **dionice na kojima nisu brojana vozila / sections without counting**
-  **more / sea**
-  **jezero / lake**
-  **vodotok / water course**